COUNTY OF KERN

ADOPTED BUDGET

2014-2015

Published by Order of
Board of Supervisors
County of Kern

Compiled by the Office of
Mary B. Bedard
Auditor-Controller-County Clerk

TABLE OF CONTENTS

Graphs ..... Introduction
Schedule 1 - All Funds Summary 7
Schedule 2 - Governmental Funds Summary 8
Schedule 3 - Fund Balance - Governmental Funds 13
Schedule 4 - Reserves/Designations - By Governmental Funds 20
Schedule 5 - Summary of Additional Financing Sources by Source and Fund - Governmental Funds 37
Schedule 6 - Detail of Additional Financing Sources by Fund and Account - Governmental Funds 43
Schedule 7 - Summary of Financing Uses by Function and Fund - Governmental Funds 122
Schedule 8 - Detail of Financing Uses by Function, Activity and Budget Unit - Governmental Funds 134
Schedule 9 - Budget Unit Financing Uses Detail 144
Schedule 10 - Operation of Internal Service Funds 322
Schedule 11 - Operation of Enterprise Funds 329
Schedule 12 - Special Districts and Other Agencies Summary - Public Employment Grant Programs 339
Schedule 13 - Fund Balance - Special Districts and Other Agencies - Public Employment Grant Programs 340
Schedule 14 - Special Districts and Other Agencies - Reserves/Designations - Public Employment Grant Program 341
Schedule 15 - Special Districts and Other Agencies Financing Sources and Uses
by Budget Unit by Object - Public Employment Grant Programs 342
Schedule 12 - Special Districts and Other Agencies Summary - Community Development Grant Programs 344
Schedule 13 - Fund Balance - Special Districts and Other Agencies - Community Development Grant Programs 345
Schedule 15 - Special Districts and Other Agencies Financing Sources and Uses
by Budget Unit by Object - Community Development Grant Programs 346
Schedule 12 - Special Districts and Other Agencies Summary - Governed by the Board of Supervisors 352
Schedule 13 - Fund Balance - Special Districts and Other Agencies - Governed by the Board of Supervisors 358
Schedule 14 - Special Districts and Other Agencies - Reserves/Designations - Governed by the Board of Supervisors 363
Schedule 15 - Special Districts and Other Agencies Financing Sources and Uses
by Budget Unit by Object - Community Development Grant Programs 380

TABLE OF CONTENTS
BUDGET UNIT ALPHABETICAL LISTING

Budget Unit Index	PAGE
AB 900	170
Abatement Cost	242
ACO - General	172
Administrative Office	149
Aging and Adult Services	308
Aging and Adult Services-County Contribution	309
Agricultural & Measurement Standards	240
Airport Enterprise Fund	331
Alcohol Abuse Education/Prevention	284
Alcoholism Program	283
Ambulance Service Payments	297
Animal Care Donations	258
Animal Control	257
Appropriations for Contingencies	192
Assessor	156
Auditor-Controller-County Clerk	152
Automated Co Warrant System	196
Bakersfield Mitigation	267
Bakersfield Planned Sewer #1	173
Bakersfield Planned Sewer #2	174
Bakersfield Planned Sewer #3	175
Bakersfield Planned Sewer #4	176
Bakersfield Planned Sewer #5	177
Board of Supervisors - District #1	144
Board of Supervisors - District #2	145
Board of Supervisors - District #3	146
Board of Supervisors - District #4	147
Board of Supervisors - District #5	148
Board of Trade	166
Board of Trade-Advertising	167
Building Inspection	244
Building Inspection-Appropriation for Contingencies	243
CAL-MMET-State Asset Forfeiture	224
California Children's Services	299
Child Restraint Loaner Program	289
Child Support Services	205
Clerk of the Board of Supervisors	150
Code Compliance	241
Community Corrections Performance Incentive	232

Budget Unit Index	PAGE
Community Development Department	346
Community Development - Emergency Shelter Grant	349
Community Development - Home Investment Trust	351
Community Development - NSP Grant	350
Community Development - NSP3 Grant	348
Community Development - Program	312
Community Development-Revolving Loan Fund	347
Contribution to Trial Court Funding	193
Contribution-Airports	273
Contribution-Recorder	248
Core Area Metro Bakersfield Impact Fee	265
County Clerk	199
County Counsel	158
County Local Revenue 2011	226
County Local Revenue 2011 - Human Services	306
County Local Revenue 2011 - Mental Health	293
County Planned Sewer Area A	178
County Planned Sewer Area B	179
Criminal Justice Facility	188
CSA #71 Septic Abandonment	180
Debt Service-General Fund	321
Developmental Services Agency	253
District Attorney -Criminal	202
District Attorney-Court Ordered Penalties	207
District Attorney-Criminalistics Laboratories	206
District Attorney-Equipment Automation	204
District Attorney -Forensic Science Division	209
District Attorney-Local Forfeiture	203
DIVCA Local Franchise Fee	162
DNA Identification Fund	194
Domestic Violence Fund	197
Drug Program	285
Elections	160
Emergency Medical Payments	295
Emergency Medical Services	294
Employers' Training Resource Admin & Services	311
Employers' Training Resource-JTPA	342
Employers' Training Resource-NON-JTPA	343
Engineering & Survey Services	168

TABLE OF CONTENTS
BUDGET UNIT ALPHABETICAL LISTING

Budget Unit Index	PAGE
Environmental Health	276
Facility Projects	187
Farm and Home Advisor	315
Fire Department	233
Fire-County Contribution	234
Fire-Donations	236
Fire-Fireworks Violations	235
Fire-Hazard Reduction	238
Fire-Helicopter Operations	239
Fire-State Fire	237
Ford City - Taft Heights Sanitation	504
Garage	322
General Liability Self-Insurance Program	326
General Plan Admin Surcharge	256
General Services	161
General Services - Capital Projects	181
General Services - Construction Services	164
General Services - Major Maintenance	165
Golf Course Enterprise Fund	329
Grand Jury	200
Group Health/Dental Self-Insurance Program	324
Hazardous Waste Settlements	277
Hospital Preparedness Program	298
Human Services-Administration	300
Human Services-County Contribution	301
Human Services-Direct Financial Aid	305
IHSS County Contribution	310
IHSS Public Authority	506
Indigent Defense Services	201
Information Technology Services	157
Kern Medical Center Enterprise Fund	333
Kern Medical Center-County Contribution	296
Kern County Childrens Fund	303
Kern Sanitation Authority	505
KHS Excess Reserves/Capital	190
Library Book Fund	314
Library	313
Litter Clean Up	317
Local Public Safety	195

Budget Unit Index	PAGE
Mental Health Services Act	287
Mental Health	280
Mental Health-Appropriation for Contingencies	281
Mental Health-County Contribution	286
Mental Health-Substance Abuse	282
Metro Bakersfield Transport Impact Fee	266
Micrographics/Recorder	250
Off Highway MV License	318
Parcel Map In-Lieu Fees	320
Parks and Recreation	316
Parks and Recreation-Donation	319
Personnel	159
Planned Local Drainage-Breckenridge	185
Planned Local Drainage-Brundage	184
Planned Local Drainage-Oildale	186
Planned Local Drainage-Orangewood	182
Planned Local Drainage-Shalimar	183
Planning Department	255
Probation	227
Probation-Asset Forfeiture	230
Probation-DJJ Realignment	229
Probation-Juvenile Inmate Welfare	231
Probation-Training	228
Public Defender	208
Public Health Services	274
Public Health-Bio Terrorism Grant	290
Public Health-MAA/TCM	288
Public Health-Miscellaneous	275
Public Transportation Enterprise Fund	335
Range Improvement (Section 15)	260
Range Improvement (Section 3)	261
Real Estate Fraud	198
Recorder	246
Recorder-Appropriation for Contingencies	247
Recorder's Fee	249
Recorder's Modernization	251
Recorder's SSN Truncation	252
Redemption Systems	155
Retiree Group Health	325

TABLE OF CONTENTS
BUDGET UNIT ALPHABETICAL LISTING

Budget Unit Index	PAGE
Rexland Acres Sewer AD 2006-1	189
Risk Management	169
Roads	263
Roads-Contribution	264
Roads-Hageman Road SOG	271
Roads-Hageman Road SOG-Op Trans Out	272
Roads-Local Transportation	269
Roads-7th Standard Widening	268
Roads-7th Standard Wide-Op Trans Out	270
Roads-Seventh Standard Road Project	262
Shelter Care	304
Sheriff	210
Sheriff-Automated Fingerprint	212
Sheriff-Cal-ID	213
Sheriff-Civil Automated	218
Sheriff-Communication Resources	221
Sheriff-Controlled Substance	223
Sheriff-Drug Abuse Gang Diversion	214
Sheriff-Facility Training	211
Sheriff-Firearms	219
Sheriff-Inmate Welfare	225
Sheriff-Judgement Debtors Fee	220
Sheriff-State Forfeiture	217
Sheriff-Training	215
Sheriff-Volunteer Services	222
Sheriff-Work Release	216
Solid Waste Enterprise Fund	337
Special Services	151
Sterilization	259
Strong Mot Instrumentation	245
Tax Loss Reserve	153
Tobacco Education Control	291
Tobacco Endowment Interest	171
Tobacco Securitization Proceeds	191
Treasurer-Tax Collector	154
Unemployment Compensation Insurance Program	327
Universal Collection Enterprise Fund	330
Utility Payments	163
Veterans' Service	307

Budget Unit Index	PAGE
Vital & Health Stat-County Clerk	278
Vital & Health Stat-Health	292
Vital & Health Stat-Recorder	279
Wildlife Resources	254
Workers' Compensation Self-Insurance Program	328
Wraparound Savings	302

TABLE OF CONTENTS
SPECIAL DISTRICTS GOVERNED BY THE BOARD OF SUPERVISORS

BUDGET UNIT DETAIL		Page
CSA 3	Edmondson Acres	380
CSA 4	Northwest Ranchos	381
CSA 5	Casa Loma Acres	382
CSA 6	Highland Knolls	383
CSA 7	Standard l4-C, Taft	384
CSA 8	La Cresta	385
CSA 9	Hillcrest	386
CSA 10	Sabaloni	387
CSA 10.6	Sabaloni	469
CSA 11	Lakeview	388
CSA 11 ZN 4	Rexland	393
CSA 11 ZN 5	Lakeview	394
CSA 12.1 ZN 1	Alta Vista Fire Hydrants	392
CSA 12.2	South Kern Unified	389
CSA 12.6	Taft City School District	390
CSA 12.9	Mojave Unified School District	391
CSA 13	Bodfish	396
CSA 14	Wofford Heights	397
CSA 15	Oakhaven	398
CSA 15.4	Oakhaven	407
CSA 15.5	Oakhaven	409
CSA 16	Mojave	399
CSA 17	Orangewood Park	400
CSA 17.1	Orangewood Park	402
CSA 17.2	Orangewood Park	408
CSA 17.3	Orangewood Park	411
CSA 18	Virginia Colony	401
CSA 18.5	Virginia Colony	440
CSA 18.6	Virginia Colony	442
CSA 18.7	Virginia Colony	443
CSA 20	College Avenue	403
CSA 21	Kern Citrus	404
CSA 22	La Loma	405
CSA 23	Mexican Colony	406
CSA 23.1	Mexican Colony	410

BUDGET UNIT DETAIL		Page
CSA 24	Fairfax	412
CSA 25	Ashe Tract	413
CSA 26	Ford City	441
CSA 27	Greenfield	415
CSA 27.2	Greenfield	416
CSA 29	West Hi Ranchos	417
CSA 30	Greenacres	418
CSA 30.2	Greenacres	446
CSA 30.6	Greenacres	472
CSA 31	Amador	419
CSA 32	Harris School	420
CSA 34	Descanso Park	421
CSA 36	Pioneer Drive	422
CSA 36.1	Pioneer Drive	503
CSA 37	Bel Aire Estates	423
CSA 38	Country Side	424
CSA 38.2	Country Side	436
CSA 39	Kern Valley	425
CSA 39.1	Kern Valley	466
CSA 39.2	Kern Valley	434
CSA 39.4	Kern Valley	476
CSA 39.5	Kern Valley	477
CSA 39.8	Kern Valley	435
CSA 40	Pine Mountain Club	426
CSA 40.1	Pine Mountain Club	427
CSA 42	Alpine Forest Park	428
CSA 43	Loch Lomond	429
CSA 44	Keith Addition	430
CSA 45	Panama Mobile	431
CSA 47	Highland Terrace	432
CSA 51	O'Neil Canyon	433
CSA 52	Cedarcrest	437
CSA 53	Southgate	438
CSA 53.1	Southgate	441
CSA 54	O'Grady	439

TABLE OF CONTENTS
SPECIAL DISTRICTS GOVERNED BY THE BOARD OF SUPERVISORS

	BUDGET UNIT DETAIL	Page
CSA 55	Harvest Moon Ranch	444
CSA 56	Mustang Ranch	445
CSA 58	Stockdale Ranchos	459
CSA 60	Oildale	448
CSA 60.1	Oildale	449
CSA 60.2	North Meadows	447
CSA 61.1	West County (Taft Heights)	450
CSA 61.2	West County (McKittrick)	451
CSA 61.3	West County (Buttonwillow)	452
CSA 61.4	West County (Fellows)	453
CSA 62	Randsburg-Johannesburg	454
CSA 63	Rosamond	455
CSA 63.1	Rosamond	460
CSA 63.2	Rosamond	461
CSA 63.3	Rosamond	462
CSA 63.4	Rosamond	463
CSA 63.5	Rosamond	464
CSA 63.6	Rosamond	465
CSA 65	South Taft	456
CSA 65.1	South Taft	467
CSA 66	Lazy Acres	457
CSA 66.2	Lazy Acres	468
CSA 66.3	Lazy Acres	470
CSA 66.4	Lazy Acres	471
CSA 67	Pumpkin Center	458
CSA 67.1	Pumpkin Center	473
CSA 69	San Joaquin	474

	BUDGET UNIT DETAIL	Page
CSA 71	West Bakersfield	475
CSA 71.1	West Bakersfield (Lewis)	478
CSA 71.2	West Bakersfield Laborde	479
CSA 71.3	West Bakersfield	481
CSA 71.5	West Bakersfield	482
CSA 71.6	West Bakersfield	483
CSA 71.7	West Bakersfield	484
CSA 71.8	West Bakersfield	485
CSA 71.9	West Bakersfield	486
CSA 71.10	West Bakersfield	496
CSA 72	Rancho Algadon	480
CSA 81	Knudson Drive	487
CSA 85	Oswell Street	488
CSA 87	Habecker	489
CSA 87.2	Habecker	490
CSA 89	Coremark Court	491
CSA 91	Lost Hills	492
CSA 92	South Union	493
CSA 92.1	South Union	494
CSA 92.2	South Union	495
CSA 94	Buena Vista	498
CSA 94.1	Buena Vista	499
CSA 95	Lebec Landfill Road Construction	497
CSA 97.1	Erro Ranch	500
CSA 97.2	Erro Ranch	501
CSA 97	Erro Ranch	502

PREFACE

In accordance with the provisions of Sections 29000 to 29144, inclusive, of the Government Code, the Board of Supervisors herewith presents to the tax payers of Kern County the

COUNTY BUDGET

For the fiscal year beginning July 1, 2014 and ending June 30, 2015, adopted by a resolution of this Board on August 26, 2014.

This Budget is in accordance with statutory provisions and shows the amounts that have been approved for Salaries and Employee Benefits, Services and Supplies, and Fixed Assets for the various departments of the County Government; for the requirements of the Special Districts within the County whose affairs and funds are under the supervision and control of the County Board of Supervisors.

Also included are statements exhibiting estimates of the revenues other than taxes that are expected to accrue during the fiscal period and the source thereof, and other available funds that are to be applied in the financing of the Budget.

Published by Order of the
Board of Supervisors

John Nilon
County Administrative Officer

Compiled by
Mary B. Bedard
Auditor-Controller-County Clerk

Respectfully submitted,
BOARD OF SUPERVISORS OF KERN COUNTY

Mick Gleason	Supervisor District 1
Zack Scrivner	Supervisor District 2
Mike Maggard	Supervisor District 3
David Couch	Supervisor District 4
Leticia Perez	Supervisor District 5

USE OF FUNDS

Enterprise Funds

2014-2015 ADOPTED BUDGET

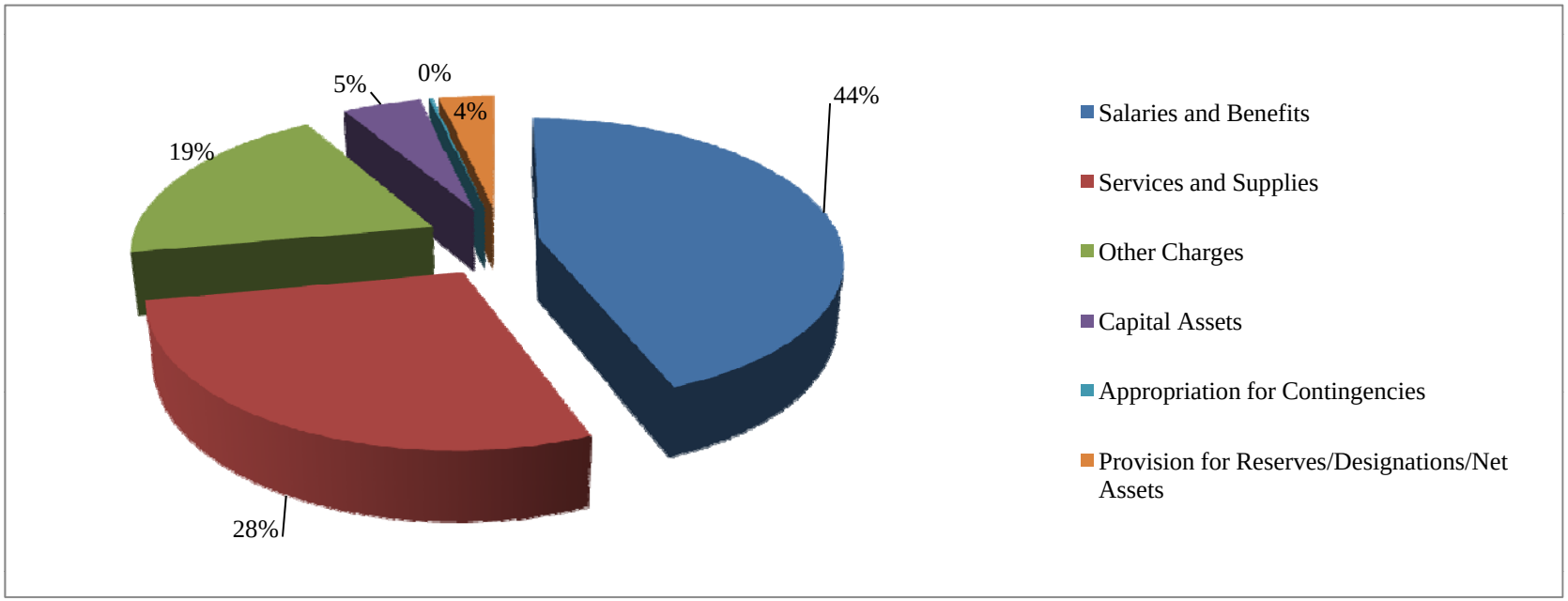

SUMMARY BY OBJECT:		**Amount**	**Percent**
Salaries and Benefits	$	201,545,129	44.01%
Services and Supplies		128,503,176	28.06%
Other Charges		88,651,476	19.36%
Capital Assets		22,587,734	4.93%
Appropriation for Contingencies		845,949	0.18%
Provision for Reserves/Designations/Net Assets		15,798,238	3.45%
TOTAL FINANCING REQUIREMENTS:	$	457,931,702	100.00%

FINANCING SOURCES

Enterprise Funds

2014-2015 ADOPTED BUDGET

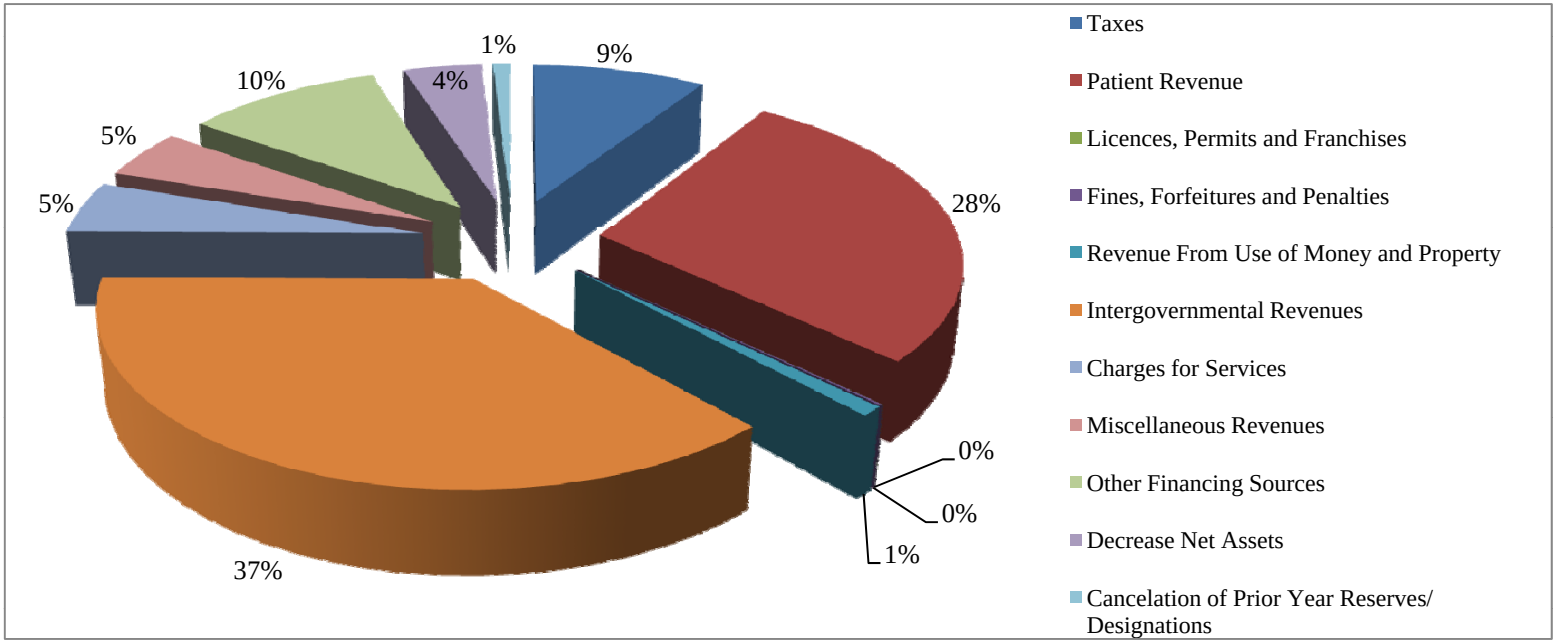

SUMMARIZATION BY SOURCE:		**Amount**	**Percent**
Taxes	$	41,805,380	9.13%
Patient Revenue		128,342,950	28.03%
Licences, Permits and Franchises		11,000	0.00%
Fines, Forfeitures and Penalties		498,221	0.11%
Revenue From Use of Money and Property		4,130,613	0.90%
Intergovernmental Revenues		169,476,345	37.01%
Charges for Services		22,455,794	4.90%
Miscellaneous Revenues		21,195,628	4.63%
Other Financing Sources		47,142,615	10.29%
Decrease Net Assets		18,871,943	4.12%
Cancelation of Prior Year Reserves/ Designations		4,001,213	0.87%
TOTAL FINANCING SOURCES:	$	457,931,702	100.00%

USE OF FUNDS

Internal Service Funds

2014-2015 ADOPTED BUDGET

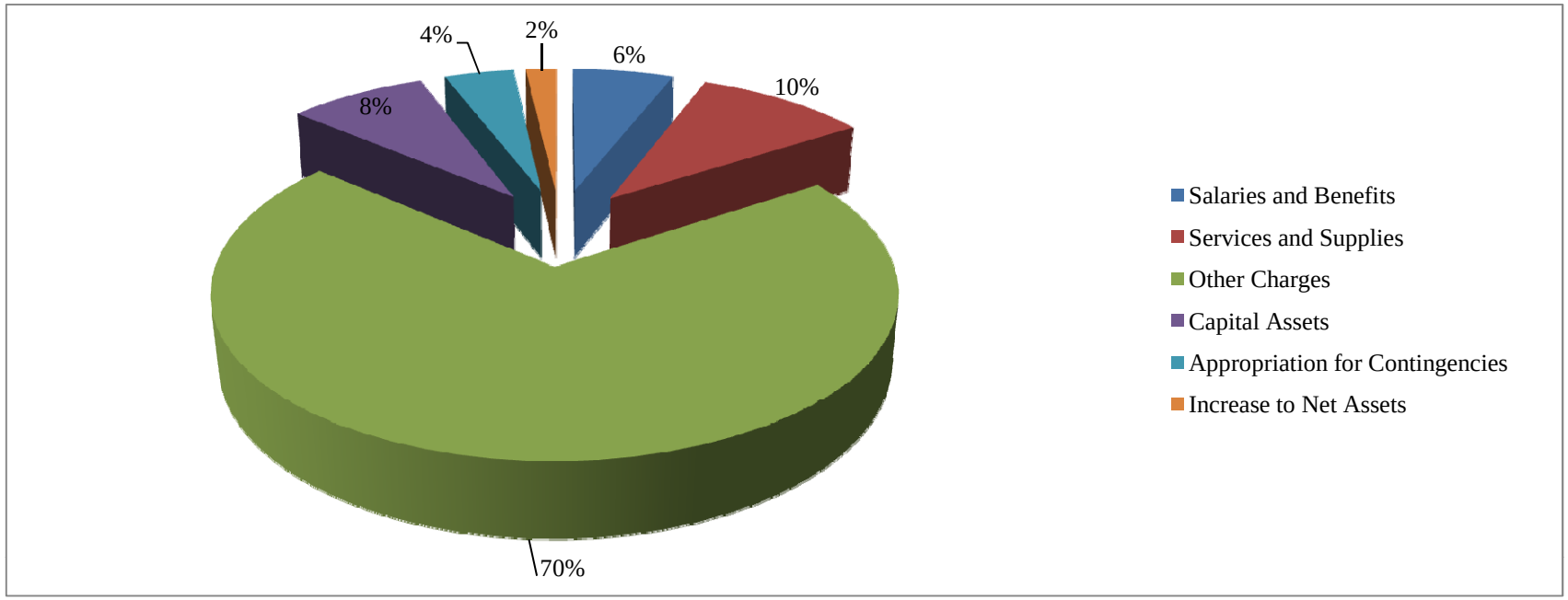

SUMMARIZATION BY OBJECT:		**Amount**	**Percent**
Salaries and Benefits	$	11,008,566	5.94%
Services and Supplies		18,507,946	9.98%
Other Charges		130,136,873	70.21%
Capital Assets		14,899,253	8.04%
Appropriation for Contingencies		7,520,000	4.06%
Increase to Net Assets		3,286,617	1.77%
TOTAL FINANCING REQUIREMENTS:	$	185,359,255	100.00%

FINANCING SOURCES

Internal Service Funds

2014-2015 ADOPTED BUDGET

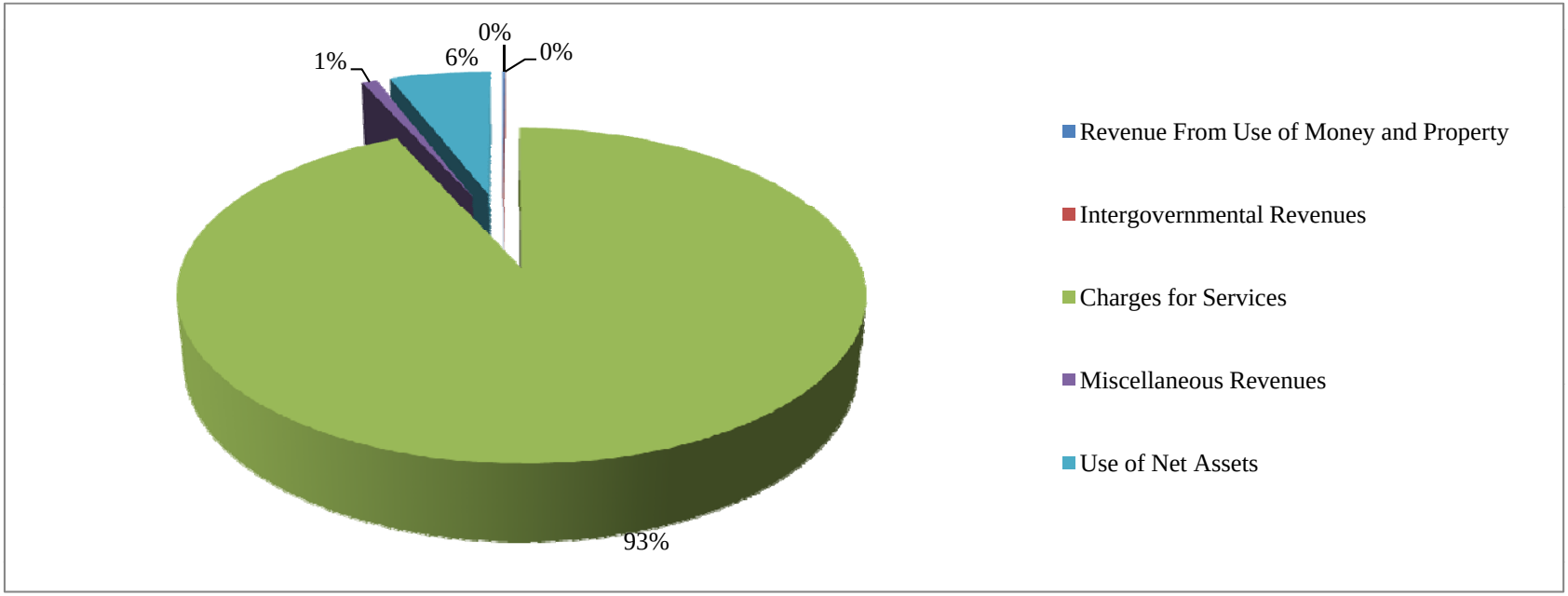

SUMMARIZATION BY SOURCE:		Amount	Percent
Revenue From Use of Money and Property	$	172,000	0.09%
Intergovernmental Revenues		25,000	0.01%
Charges for Services		172,730,570	93.19%
Miscellaneous Revenues		1,566,101	0.84%
Use of Net Assets		10,865,584	5.86%
TOTAL FINANCING SOURCES:	$	185,359,255	100.00%

USE OF FUNDS

Governmental Funds

2014-2015 ADOPTED BUDGET

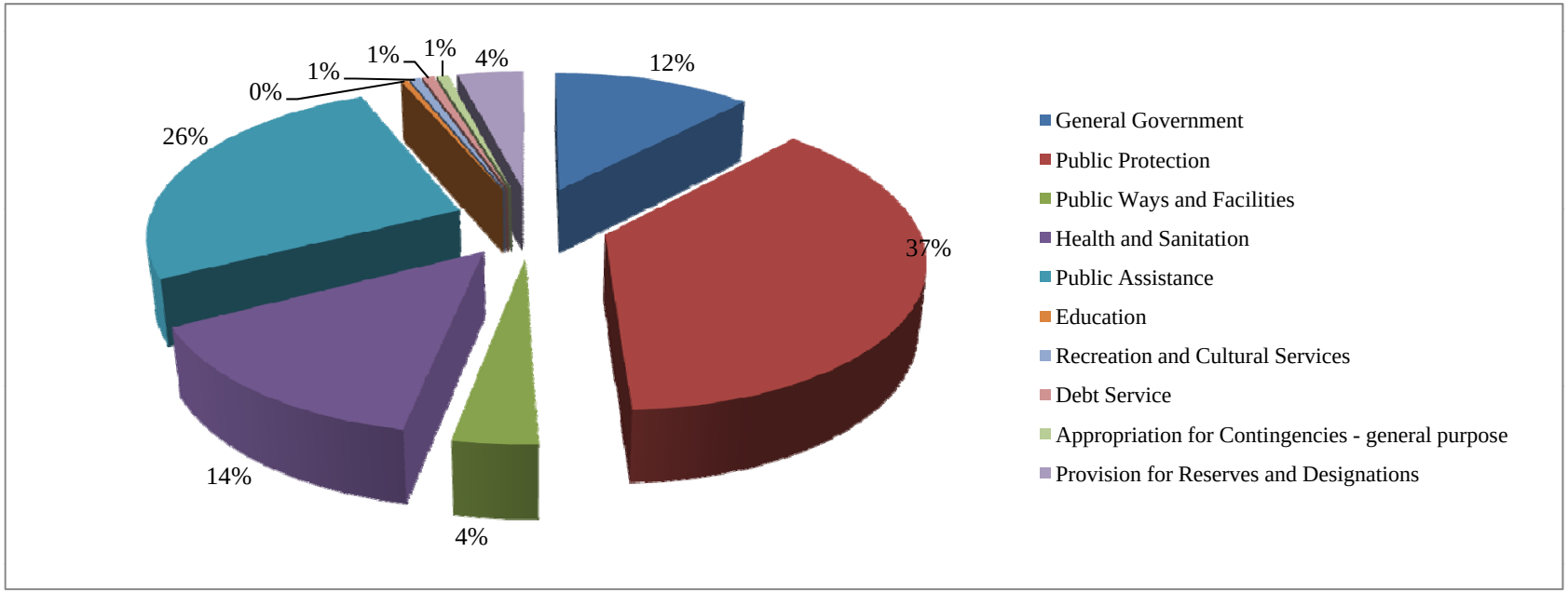

SUMMARIZATION BY FUNCTION:		**Amount**	**Percent**
General Government	$	248,381,939	12.13%
Public Protection		764,375,112	37.33%
Public Ways and Facilities		73,354,073	3.58%
Health and Sanitation		293,919,962	14.35%
Public Assistance		534,825,588	26.12%
Education		8,383,782	0.41%
Recreation and Cultural Services		13,380,354	0.65%
Debt Service		14,241,663	0.70%
Appropriation for Contingencies - general purpose		14,193,794	0.69%
Provision for Reserves and Designations		82,826,905	4.04%
TOTAL FINANCING REQUIREMENTS:	$	2,047,883,172	100.00%

FINANCING SOURCES

Governmental Funds

2014-2015 ADOPTED BUDGET

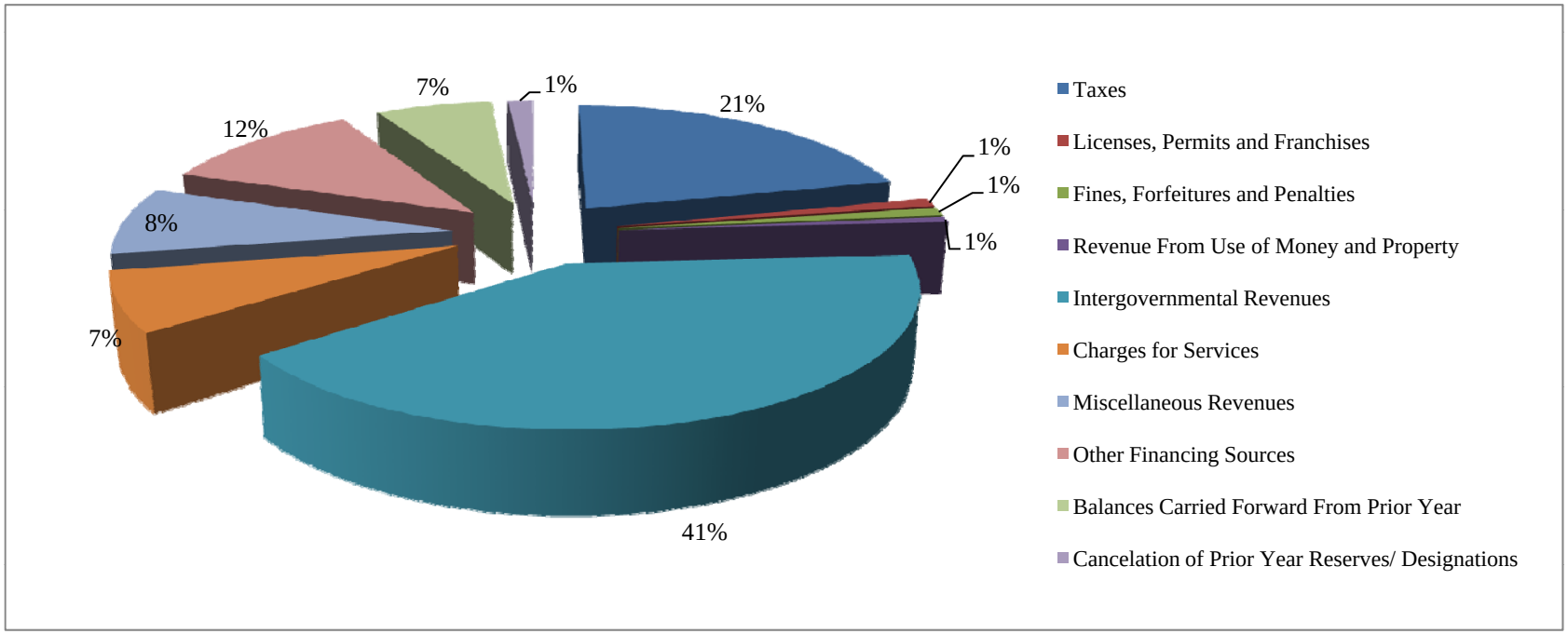

SUMMARIZATION BY SOURCE:		**Amount**	**Percent**
Taxes	$	435,862,943	21.28%
Licenses, Permits and Franchises		20,853,347	1.02%
Fines, Forfeitures and Penalties		20,241,593	0.99%
Revenue From Use of Money and Property		13,526,745	0.66%
Intergovernmental Revenues		835,678,507	40.81%
Charges for Services		150,054,280	7.33%
Miscellaneous Revenues		170,555,999	8.33%
Other Financing Sources		237,032,123	11.57%
Balances Carried Forward From Prior Year		135,107,517	6.60%
Cancelation of Prior Year Reserves/ Designations		28,970,124	1.41%
TOTAL FINANCING SOURCES:	$	2,047,883,178	100.00%

REVENUE & EXPENDITURES SUMMARY

State Controller Schedules
County Budget Act
January 2010 Edition, revision #1

COUNTY OF KERN
All Funds Summary
Fiscal Year 2014-15

Schedule 1

Fund Name	Total Financing Sources				Total Financing Uses		
	Fund Balance Available June 30, 2014	Decreases to Obligated Fund Balances Net Assets	Additional Financing Sources	Total Financing Sources	Financing Uses	Increases to Obligated Fund Balances Net Assets	Total Financing Uses
1	2	3	4	5	6	7	8
GOVERNMENTAL FUNDS							
General Funds	$ 39,065,721	$ 914,342	$ 749,393,677	$ 789,373,740	$ 751,844,694	$ 37,529,046	$ 789,373,740
Special Revenue Funds	96,220,328	14,226,155	1,029,872,121	1,140,318,604	1,095,082,932	45,235,672	1,140,318,604
Capital Projects Funds	(178,532)	13,829,627	104,539,739	118,190,834	118,128,647	62,187	118,190,834
TOTAL GOVERNMENTAL FUNDS	**$ 135,107,517**	**$ 28,970,124**	**$ 1,883,805,537**	**$ 2,047,883,178**	**$ 1,965,056,273**	**$ 82,826,905**	**$ 2,047,883,178**
OTHER FUNDS							
Internal Service Funds	$	$ 10,865,584	$ 174,493,671	$ 185,359,255	$ 182,072,638	$ 3,286,617	$ 185,359,255
Enterprise Funds		22,873,156	435,058,546	457,931,702	442,133,464	15,798,238	457,931,702
Special Districts and Other Agencies	5,089,501	1,070,786	54,858,547	61,018,834	59,787,193	1,231,641	61,018,834
TOTAL OTHER FUNDS	**$**	**$ 34,809,526**	**$ 664,410,764**	**$ 704,309,791**	**$ 683,993,295**	**$ 20,316,496**	**$ 704,309,791**
TOTAL ALL FUNDS	**$ 140,197,018**	**$ 63,779,650**	**$ 2,548,216,301**	**$ 2,752,192,969**	**$ 2,649,049,568**	**$ 103,143,401**	**$ 2,752,192,969**
Arithmetic Results				COL 2+3+4			COL 6+7
Governmental Fund Totals Transferred From	SCH 2, COL 2	SCH 2, COL 3	SCH 2, COL 4	SCH 2, COL 5 COL 5=COL 8	SCH 2, COL 6	SCH 2, COL 7	SCH 2, COL 8 COL 5=COL 8
Internal Service Fund From			SCH 10, COL 5		SCH 10, COL 5	SCH 10, COL 5	
Enterprise Fund From		SCH 11, COL 5	SCH 11, COL 5		SCH 11, COL 5		
Special Districts From Arithmetic Results	SCH 12, COL 2	SCH 12, COL 3	SCH 12, COL 4	SCH 12, COL 5 COL 5=COL 8	SCH 12, COL 6	SCH 12, COL 7	SCH 12, COL 5 COL 5=COL 8

State Controller Schedules
County Budget Act
January 2010, revision #1

COUNTY OF KERN
Governmental Funds Summary
Fiscal Year 2014-15

Schedule 2

Fund Name	Total Financing Sources				Total Financing Uses		
	Fund Balance Available June 30, 2014	Decreases to Obligated Fund Balances	Additional Financing Sources	Total Financing Sources	Financing Uses	Increases to Obligated Fund Balances	Total Financing Uses
1	2	3	4	5	6	7	8
00001 GENERAL	$ 37,157,102	$ 914,342	$ 742,643,677	$ 780,715,121	$ 747,844,694	$ 32,870,427	$ 780,715,121
00264 TAX LOSS RESERVE	1,908,619		6,750,000	8,658,619	4,000,000	4,658,619	8,658,619
TOTAL GENERAL FUNDS	**$ 39,065,721**	**$ 914,342**	**$ 749,393,677**	**$ 789,373,740**	**$ 751,844,694**	**$ 37,529,046**	**$ 789,373,740**
00007 ROAD	$ 23,221,799	$	$ 49,939,223	$ 73,161,022	$ 65,674,804	$ 7,486,218	$ 73,161,022
00011 STRUCTURAL FIRE	8,037,878		140,411,886	148,449,764	147,163,267	1,286,497	148,449,764
00120 BUILDING INSPECTION	5,476,191		5,473,910	10,950,101	7,747,893	3,202,208	10,950,101
00130 DEPT OF HUMAN SERVICES-ADMIN.	6,616,606		188,912,115	195,528,721	195,528,721		195,528,721
00140 HUMAN SERVICES-DIRECT FIN AID	(550,173)		205,813,680	205,263,507	205,263,507		205,263,507
00141 MENTAL HEALTH FUND	6,453,337		119,188,095	125,641,432	125,641,432		125,641,432
00145 AGING AND ADULT SERVICES	658,922	488,344	13,973,659	15,120,925	15,120,925		15,120,925
00160 WILDLIFE RESOURCES	13,017		8,000	21,017	18,015	3,002	21,017
00161 TIMBER HARVEST FUND	17,401		200	17,601		17,601	17,601
00163 PROBATION DJJ REALIGNMENT FUND	775,674		3,898,760	4,674,434	3,973,771	700,663	4,674,434
00164 REAL ESTATE FRAUD	105,063		481,800	586,863	502,600	84,263	586,863
00165 LITTER CLEAN UP	317	2,647	353	3,317	3,317		3,317
00170 OFF HWY MV LIC	55,459		140,000	195,459	109,000	86,459	195,459
00171 PL LOC DRN-SHAL	486		47	533	500	33	533
00172 PL LOC DRN-BRUND	334		562	896	500	396	896
00173 PL LOC DRN-ORNGW	(552)		3,576	3,024	500	2,524	3,024
00174 PL LOC DRN-BRECK	455		154	609	500	109	609
00175 RANGE IMP SEC 15	(772)		7,655	6,883	5,751	1,132	6,883
00176 PL LOC DRN-OILDL	80,756		107,548	188,304	500	187,804	188,304
00177 RANGE IMP SEC 3	(705)	1,232	1,474	2,001	2,001		2,001
00179 PROBATION TRN FD	6,730		290,125	296,855	290,125	6,730	296,855
00180 DNA IDENTIFICATION	(17,198)	17,198	330,000	330,000	330,000		330,000
00181 LOCAL PUBLIC SAFETY	7,778,527		72,959,508	80,738,035	76,959,508	3,778,527	80,738,035
00182 SHER FAC TRNG FD	55,844		250,000	305,844	250,000	55,844	305,844
00183 KERN CO DEPT OF CHILD SUPPORT	(93,009)	93,010	22,355,130	22,355,131	22,355,131		22,355,131
00184 AUTOMATED FINGERPRINT FUND	18,961	572,039	256,000	847,000	847,000		847,000
00186 JUV JUST FAC TEMP CONST	92			92		92	92

State Controller Schedules
County Budget Act
January 2010, revision #1

COUNTY OF KERN
Governmental Funds Summary
Fiscal Year 2014-15

Schedule 2

Fund Name	Total Financing Sources				Total Financing Uses		
	Fund Balance Available June 30, 2014	Decreases to Obligated Fund Balances	Additional Financing Sources	Total Financing Sources	Financing Uses	Increases to Obligated Fund Balances	Total Financing Uses
1	2	3	4	5	6	7	8
00187 EMERGENCY MEDICAL SERVICES FND	316,304		1,254,536	1,570,840	1,129,232	441,608	1,570,840
00188 AUTOMATED CO WARRANT SYSTEM	(2,649)	11,649	45,000	54,000	54,000		54,000
00190 DOMESTIC VIOL PG	27,548		142,000	169,548	150,000	19,548	169,548
00191 CRIMINAL JUS FACILITIES CONST	576,613	107,387	2,616,000	3,300,000	3,300,000		3,300,000
00192 RECORDER	519,063		3,985,430	4,504,493	4,504,493		4,504,493
00194 RECORDER`S SSN TRUNCATION	17,124	24,638	5	41,767	41,767		41,767
00195 ALCOHOLISM PROG	17,041		72,587	89,628	72,587	17,041	89,628
00196 ALCOHOL ABUSE EDUCATION/PREV	16,471		61,748	78,219	61,748	16,471	78,219
00197 DRUG PROGRAM FUND	4,865	125,450	27,250	157,565	157,565		157,565
00198 RECORDERS MODERNIZATION FUND	504,892		643,653	1,148,545	1,128,723	19,822	1,148,545
00199 MICROGRAPHIC-RCD	56,825	23,170	05	80,000	80,000		80,000
00266 REDEMPTION SYSTEMS	(50,465)	50,465	661,411	661,411	661,411		661,411
00270 ABATEMENT COST	42,168		10,000	52,168	42,000	10,168	52,168
22010 COUNTY LOCAL REVENUE FUND 2011	10,076,051	955,884	153,221,274	164,253,209	159,765,108	4,488,101	164,253,209
22021 ANIMAL CARE DONATIONS	1,798		10,500	12,298	10,500	1,798	12,298
22023 ANIMAL CARE	76			76		76	76
22027 STERILIZATION FUND	(1,086)	12,457	36,629	48,000	48,000		48,000
22036 BOARD OF TRADE-ADVERTISING	11,454		65,500	76,954	64,900	12,054	76,954
22042 GENERAL PLAN ADMIN SURCHARGE	1,093,023		466,000	1,559,023	1,148,700	410,323	1,559,023
22045 CO-WIDE CRIME PREV. P.C.1202.5	722			722		722	722
22064 D.A.-LOCAL FORFEITURE TRUST	6,473	243,527	50,000	300,000	300,000		300,000
22067 HEALTH-LOCAL OPTION	(23,806)	23,806					
22068 HLTH-STATE L.U.S.T. PROG	50			50		50	50
22069 PUBLIC HEALTH MISCELLANEOUS	9,175		1,000	10,175	10,000	175	10,175
22073 HEALTH-MAA/TCM	(1,048)	648	100,400	100,000	100,000		100,000
22076 CHILD RESTRAINT LOANER PRG	35,403		43,000	78,403	60,000	18,403	78,403
22079 D. A. EQUIPMENT/AUTOMATION	83,735		1,800	85,535	73,000	12,535	85,535
22085 MENTAL HEALTH SERVICES ACT	(1,446,977)	8,622,996	29,043,044	36,219,063	36,219,063		36,219,063
22086 MHSA PRUDENT RESERVE	45,142			45,142		45,142	45,142
22087 CRIMINALISTICS LABORATORIES	(28,144)	86,171	18,000	76,027	76,027		76,027
22097 ASSET FORFEITURE 15 PERCENT	297			297		297	297
22098 PROBATION ASSET FORFEITURE	1,547		400	1,947		1,947	1,947
22107 ASSET FORFEITURE FEDERAL	83,618			83,618		83,618	83,618

State Controller Schedules
County Budget Act
January 2010, revision #1

COUNTY OF KERN
Governmental Funds Summary
Fiscal Year 2014-15

Schedule 2

Fund Name	Total Financing Sources				Total Financing Uses		
	Fund Balance Available June 30, 2014	Decreases to Obligated Fund Balances	Additional Financing Sources	Total Financing Sources	Financing Uses	Increases to Obligated Fund Balances	Total Financing Uses
1	2	3	4	5	6	7	8
22121 TRUCK 21 REPLACEMENT	(4)	4					
22122 FIXED WING AIRCRAFT	(344)	344					
22123 VEHICLE/APPARATUS	101,084			101,084		101,084	101,084
22125 HAZARDOUS WASTE SETTLEMNTS	397,654			397,654		397,654	397,654
22127 SHERIFF`S CAL-ID	12,377	700,623	690,000	1,403,000	1,403,000		1,403,000
22128 SHERIFF`S CIVIL SUBPOENAS	(24,597)	17,561	7,036				
22129 KNET-SPC ASSET FORFEITURE REV	88,961		60,700	149,661		149,661	149,661
22131 SHERIFF`S DRUG ABUSE GANG DIVR	4,374	18,826	16,800	40,000	40,000		40,000
22132 SHERIFF`S TRAINING	(6,315)	6,265	75,050	75,000	75,000		75,000
22133 SHERIFF-WORK RELEASE	7,954		470,405	478,359	475,000	3,359	478,359
22137 SHERIFF-STATE FORFEITURE	61,133		60,000	121,133	28,500	92,633	121,133
22138 SHERIFF`S CIVIL AUTOMATED	5,853	17,147	175,000	198,000	198,000		198,000
22140 SHERIFFS FIREARMS	(4,962)	48,612	6,350	50,000	50,000		50,000
22141 SHERIFF-JUDGEMENT DEBTORS FEE	132,597		200,000	332,597	172,650	159,947	332,597
22142 SHERIFF`S COMM RESOURCES	(44)	15,844	200	16,000	16,000		16,000
22143 SHERIFF`S VOLUNTEER SERV GRP	5,049		11,000	16,049	10,000	6,049	16,049
22144 SHER-CONTROLLED SUBTANCE	81,173	52,916	304,000	438,089	438,089		438,089
22153 BKFD PLANNED SEWER #1	(983)		20,737	19,754	500	19,254	19,754
22156 DIVCA LOCAL FRANCHISE FEE	87,868	67,432	354,700	510,000	510,000		510,000
22158 BKFD PLANNED SEWER #2	6,942		10,375	17,317	500	16,817	17,317
22160 SHERIFF`S CAL-MMET	(35)		60	25		25	25
22161 HIDTA-STATE ASSET FORFEIT	(622)	222	400				
22162 CAL-MMET-STATE ASSET FORFEIT	202,856	43,144	44,000	290,000	290,000		290,000
22163 HIGH TECH EQUIPMENT	(13)	13					
22164 BKFD PLANNED SEWER #3	(1,317)	1,798	19	500	500		500
22166 BKFD PLANNED SEWER #4	(1,976)	2,172	304	500	500		500
22167 BKFD PLANNED SEWER #5	(3,614)	3,776	338	500	500		500
22173 CO PLANNED SEWER AREA A	3,314		5,630	8,944	500	8,444	8,944
22176 HEALTH-BIO TERRORISM GRANT	27,778		562,898	590,676	582,748	7,928	590,676
22177 CO PLANNED SEWER AREA B	498		6	504	500	4	504
22184 CSA #71 SEPTIC ABANDONMENT	19,013		44,635	63,648	500	63,148	63,648
22185 WRAPAROUND SAVINGS	2,762,008		800,000	3,562,008	907,010	2,654,998	3,562,008
22187 RECORDERS ELECTRONIC RECORDING	8,673	76,412	166,915	252,000	252,000		252,000

State Controller Schedules
County Budget Act
January 2010, revision #1

COUNTY OF KERN
Governmental Funds Summary
Fiscal Year 2014-15

Schedule 2

Fund Name	Total Financing Sources				Total Financing Uses		
	Fund Balance Available June 30, 2014	Decreases to Obligated Fund Balances	Additional Financing Sources	Total Financing Sources	Financing Uses	Increases to Obligated Fund Balances	Total Financing Uses
1	2	3	4	5	6	7	8
22188 FIREWORKS VIOLATIONS	28,352		25,200	53,552	25,000	28,552	53,552
22190 COMM CORR PERFORM INCENT FUND	200,179	92	864	201,135	201,135		201,135
24024 DA FAMILY - EXCESS REVENUE	(700)	700					
24028 D.A.-FEDERAL FORFEITURE	4,104		1,500	5,604		5,604	5,604
24038 DA-COURT ORDERED PENALTIES	137,200	62,800	50,000	250,000	250,000		250,000
24039 HOPST PREPAREDNESS PRGM GRANT	(167)		66,044	65,877	63,978	1,899	65,877
24041 EMS WEEK - DONATIONS	469		80	549		549	549
24042 FIRE DEPT DONATIONS	3,244	20,016	3,240	26,500	26,500		26,500
24043 STATE FIRE	1,102,904	163,096	14,000	1,280,000	1,280,000		1,280,000
24044 FIRE-HAZARD REDUCTION	235,680		302,000	537,680	350,000	187,680	537,680
24047 FIRE-HELICOPTER OPERATIONS	525,513		820,000	1,345,513	987,150	358,363	1,345,513
24050 MOBILE FIRE KITCHEN	(6)	6					
24057 INMATE WELF-SHER CORRECTION FC	857,074	1,184,879	4,020,000	6,061,953	6,061,953		6,061,953
24060 JUVENILE INMATE WELFARE	25,644	9,756	14,600	50,000	50,000		50,000
24066 KERN CO CHILDREN`S	300,545	33,765	209,871	544,181	544,181		544,181
24067 KERN COUNTY LIBRARY DONATIONS	85,786		157,000	242,786	18,000	224,786	242,786
24086 PEACE OFFICERS` TRAINING-POST	487			487		487	487
24088 CORE AREA METRO BFLD IMP FEE	1,281,421		225,000	1,506,421	1,000,000	506,421	1,506,421
24089 METRO BFLD TRANSPORT IMP FEE	1,974,663		2,044,200	4,018,863	939,021	3,079,842	4,018,863
24091 ROSAMOND TRANSPORT IMP FEE	47,113			47,113		47,113	47,113
24095 BAKERSFIELD MITIGATION	61,218		70,226	131,444	114,500	16,944	131,444
24096 TEH TRANSP IMPACT FEE CORE	51			51		51	51
24097 TEH TRANSP IMPACT FEE NON-CORE	245,172			245,172		245,172	245,172
24098 PROJECT IMPACT MITIGATION FUND	14,333,500			14,333,500		14,333,500	14,333,500
24105 JAMISON CENTER	78,912	20,988	100	100,000	100,000		100,000
24125 STRONG MOT INSTRUMENTATION	(34,268)	107,180	92,438	165,350	165,350		165,350
24126 TOBACCO EDUCATION CONTROL PROG	(6,120)	5,960	150,160	150,000	150,000		150,000
24137 VITAL & HEALTH STAT-HEALTH DPT	52	18,873	55,000	73,925	73,925		73,925
24138 VITAL & HEALTH STAT-RECORDER	20,182		76,610	96,792	79,650	17,142	96,792
24139 VITAL & HEALTH STAT-CO. CLERK	1,048		2,000	3,048	2,500	548	3,048
25120 PARCEL MAP IN-LIEU FEES	33,987	62,215	3,798	100,000	100,000		100,000
26006 ARRA ENERGY STIMULUS GRANT	13			13		13	13
TOTAL SPECIAL REVENUE FUNDS	**$ 96,220,328**	**$ 14,226,155**	**$ 1,029,872,121**	**$ 1,140,318,604**	**$ 1,095,082,932**	**$ 45,235,672**	**$ 1,140,318,604**

State Controller Schedules
County Budget Act
January 2010, revision #1

COUNTY OF KERN
Governmental Funds Summary
Fiscal Year 2014-15

Schedule 2

Fund Name	Total Financing Sources				Total Financing Uses		
	Fund Balance Available June 30, 2014	Decreases to Obligated Fund Balances	Additional Financing Sources	Total Financing Sources	Financing Uses	Increases to Obligated Fund Balances	Total Financing Uses
1	2	3	4	5	6	7	8
00004 ACO-GENERAL	$ (18,206)	$ 8,206	$ 10,000	$	$	$	$
00012 ACO-STRUCTURAL FIRE	(418)		1,500	1,082	1	1,081	1,082
00155 SEVENTH STANDARD ROAD PROJ	(336,586)	1,139,450	5,000	807,864	807,864		807,864
00220 7TH STANDARD WIDENING PROJECT	16,502		(1,100,000)	(1,083,498)	(1,099,999)	16,501	(1,083,498)
00221 2009 COP CAPITAL PROJECTS	13,125	87,073	3,023,239	3,123,437	3,123,437		3,123,437
00222 HAGEMAN ROAD SOG FUND	38,462			38,462		38,462	38,462
00225 AB900 PHASE II CONSTRUCTION FU		12,594,898	102,200,000	114,794,898	114,794,898		114,794,898
00235 TOBACCO SECUR PROCEEDS-CP FUND	6,143		400,000	406,143	400,000	6,143	406,143
40390 REXLAND ACRES SEWER IMPRVMNT	102,446			102,446	102,446		102,446
TOTAL CAPITAL PROJECT FUNDS	**$ (178,532)**	**$ 13,829,627**	**$ 104,539,739**	**$ 118,190,834**	**$ 118,128,647**	**$ 62,187**	**$ 118,190,834**
TOTAL GOVERNMENTAL FUNDS	**$ 135,107,517**	**$ 28,970,124**	**$ 1,883,805,537**	**$ 2,047,883,178**	**$ 1,965,056,273**	**$ 82,826,905**	**$ 2,047,883,178**
Appropriations Limit	**$ 1,046,801,422**						
Appropriations Subject to Limit	**$ 418,498,895**						
Arithmetic Results				COL 2+3+4 COL 5 = COL 8			COL 6+7 COL 5 = COL 8
Total Transferred From	SCH 3, COL 6	SCH 4, COL 4	SCH 5, COL 5		SCH 7, COL 5	SCH 4, COL 6	SCH 7, COL 5
Total Transferred to	SCH 1, COL 2	SCH 1, COL 3	SCH 1, COL 4	SCH 1, COL 5	SCH 1, COL 6	SCH 1, COL 7	SCH 1, COL 8

State Controller Schedules **COUNTY OF KERN** **Schedule 3**

Fund Name	Total Fund Balance June 30, 2014 Actual	Less: Obligataed Fund Balances			Fund Balance Available June 30, 2014 Actual
		Encumbrances	Nonspendable/ Restricted/ Committed	Assigned	
1	2	3	4	5	6
00001 GENERAL	$ 171,985,316	$ 30,749,904	$ 71,898,884	$ 32,179,426	$ 37,157,102
00003 FISCAL STABILITY FUND					
00264 TAX LOSS RESERVE	58,169,255		9,667,425	46,593,211	1,908,619
TOTAL GENERAL FUNDS	**$ 230,154,571**	**$ 30,749,904**	**$ 81,566,309**	**$ 78,772,637**	**$ 39,065,721**
SPECIAL REVENUE FUNDS					
00007 ROAD	$ 34,148,137	$ 6,854,657	$ 2,913,943	$ 1,157,738	$ 23,221,799
00011 STRUCTURAL FIRE	13,984,410	1,737,038	2,742,877	1,466,617	8,037,878
00120 BUILDING INSPECTION	14,827,631	141,890	5,850	9,203,700	5,476,191
00130 DEPT OF HUMAN SERVICES-ADMIN.	8,263,192	1,545,236	101,350		6,616,606
00140 HUMAN SERVICES-DIRECT FIN AID	(209,590)	340,583			(550,173)
00141 MENTAL HEALTH FUND	49,230,459	32,484,684	408,329	9,884,109	6,453,337
00145 AGING AND ADULT SERVICES	2,313,924	1	2,450	1,652,551	658,922
00160 WILDLIFE RESOURCES	27,271			14,254	13,017
00161 TIMBER HARVEST FUND	36,744			19,343	17,401
00162 GRAFFITI ABATEMENT	1,904			1,904	
00163 PROBATION DJJ REALIGNMENT FUND	1,453,688			678,014	775,674
00164 REAL ESTATE FRAUD	280,239			175,176	105,063
00165 LITTER CLEAN UP	2,964			2,647	317
00170 OFF HWY MV LIC	362,330			306,871	55,459
00171 PL LOC DRN-SHAL	10,945			10,459	486
00172 PL LOC DRN-BRUND	130,201			129,867	334
00173 PL LOC DRN-ORNGW	828,688			829,240	(552)
00174 PL LOC DRN-BRECK	35,594			35,139	455
00175 RANGE IMP SEC 15	61,936			62,708	(772)
00176 PL LOC DRN-OILDL	186,139			105,383	80,756

State Controller Schedules **COUNTY OF KERN** **Schedule 3**

Fund Name	Total Fund Balance June 30, 2014 Actual	Less: Obligataed Fund Balances			Fund Balance Available June 30, 2014 Actual
		Encumbrances	Nonspendable/ Restricted/ Committed	Assigned	
1	2	3	4	5	6
00177 RANGE IMP SEC 3	32,556			33,261	(705)
00178 INFORMATIONAL KIOSK FUND					
00179 PROBATION TRN FD	78,785			72,055	6,730
00180 DNA IDENTIFICATION	141,182			158,380	(17,198)
00181 LOCAL PUBLIC SAFETY	7,778,527				7,778,527
00182 SHER FAC TRNG FD	107,986			52,142	55,844
00183 KERN CO DEPT OF CHILD SUPPORT	730,464		47,500	775,973	(93,009)
00184 AUTOMATED FINGERPRINT FUND	763,554			744,593	18,961
00186 JUV JUST FAC TEMP CONST	8,597			8,505	92
00187 EMERGENCY MEDICAL SERVICES FND	1,348,390			1,032,086	316,304
00188 AUTOMATED CO WARRANT SYSTEM	9,025			11,674	(2,649)
00190 DOMESTIC VIOL PG	82,195			54,647	27,548
00191 CRIMINAL JUS FACILITIES CONST	1,816,724			1,240,111	576,613
00192 RECORDER	578,088	55,525	3,500		519,063
00193 COURTHOUSE CONSTRUCTION FUND					
00194 RECORDER`S SSN TRUNCATION	355,534			338,410	17,124
00195 ALCOHOLISM PROG	37,206			20,165	17,041
00196 ALCOHOL ABUSE EDUCATION/PREV	96,217			79,746	16,471
00197 DRUG PROGRAM FUND	209,095			204,230	4,865
00198 RECORDERS MODERNIZATION FUND	2,677,074			2,172,182	504,892
00199 MICROGRAPHIC-RCD	155,068			98,243	56,825
00266 REDEMPTION SYSTEMS	2,310,341			2,360,806	(50,465)
00270 ABATEMENT COST	42,168				42,168
22010 COUNTY LOCAL REVENUE FUND 2011	19,447,006	1,979,055		7,391,900	10,076,051
22020 A-C FARM ADV AGRI RESEARCH					
22021 ANIMAL CARE DONATIONS	1,798				1,798
22023 ANIMAL CARE	76				76

State Controller Schedules	COUNTY OF KERN				Schedule 3
		Less: Obligataed Fund Balances			
Fund Name	Total Fund Balance June 30, 2014 Actual	Encumbrances	Nonspendable/ Restricted/ Committed	Assigned	Fund Balance Available June 30, 2014 Actual
1	2	3	4	5	6
22024 ANIMAL SERV-FELINE CARCASSES					
22027 STERILIZATION FUND	40,744			41,830	(1,086)
22036 BOARD OF TRADE-ADVERTISING	173,132			161,678	11,454
22042 GENERAL PLAN ADMIN SURCHARGE	1,676,154			583,131	1,093,023
22045 CO-WIDE CRIME PREV. P.C.1202.5	8,801			8,079	722
22064 D.A.-LOCAL FORFEITURE TRUST	399,081			392,608	6,473
22066 SOLID WASTE-LEA GRANT					
22067 HEALTH-LOCAL OPTION				23,806	(23,806)
22068 HLTH-STATE L.U.S.T. PROG	50				50
22069 PUBLIC HEALTH MISCELLANEOUS	25,499			16,324	9,175
22072 HEALTH-FAX DEATH CERTIFICATES					
22073 HEALTH-MAA/TCM	93,124			94,172	(1,048)
22074 H1N1 PUB HLTH EMERG RESP FUNDS					
22076 CHILD RESTRAINT LOANER PRG	125,971			90,568	35,403
22079 D. A. EQUIPMENT/AUTOMATION	502,255			418,520	83,735
22081 MH-PROP 36 SUB A & CRIME PREV					
22082 KCIRT					
22085 MENTAL HEALTH SERVICES ACT	29,010,988			30,457,965	(1,446,977)
22086 MHSA PRUDENT RESERVE	12,378,601			12,333,459	45,142
22087 CRIMINALISTICS LABORATORIES	86,172			114,316	(28,144)
22097 ASSET FORFEITURE 15 PERCENT	10,073			9,776	297
22098 PROBATION ASSET FORFEITURE	70,398			68,851	1,547
22107 ASSET FORFEITURE FEDERAL	83,618				83,618
22116 HEALTH-NNFP					
22121 TRUCK 21 REPLACEMENT	3,551			3,555	(4)
22122 FIXED WING AIRCRAFT	517			861	(344)
22123 VEHICLE/APPARATUS	143,704			42,620	101,084

State Controller Schedules	COUNTY OF KERN				Schedule 3
		Less: Obligataed Fund Balances			
Fund Name	Total Fund Balance June 30, 2014 Actual	Encumbrances	Nonspendable/ Restricted/ Committed	Assigned	Fund Balance Available June 30, 2014 Actual
1	2	3	4	5	6
22125 HAZARDOUS WASTE SETTLEMNTS	988,095			590,441	397,654
22126 SHERIFF`S-RURAL CRIME	22			22	
22127 SHERIFF`S CAL-ID	3,045,200			3,032,823	12,377
22128 SHERIFF`S CIVIL SUBPOENAS	17,562			42,159	(24,597)
22129 KNET-SPC ASSET FORFEITURE REV	244,506			155,545	88,961
22131 SHERIFF`S DRUG ABUSE GANG DIVR	201,154			196,780	4,374
22132 SHERIFF`S TRAINING	34,139			40,454	(6,315)
22133 SHERIFF-WORK RELEASE	7,954				7,954
22137 SHERIFF-STATE FORFEITURE	440,498			379,365	61,133
22138 SHERIFF`S CIVIL AUTOMATED	844,843			838,990	5,853
22140 SHERIFFS FIREARMS	62,861			67,823	(4,962)
22141 SHERIFF-JUDGEMENT DEBTORS FEE	439,026			306,429	132,597
22142 SHERIFF`S COMM RESOURCES	32,043			32,087	(44)
22143 SHERIFF`S VOLUNTEER SERV GRP	107,814			102,765	5,049
22144 SHER-CONTROLLED SUBTANCE	366,188			285,015	81,173
22153 BKFD PLANNED SEWER #1	2,271,379			2,272,362	(983)
22156 DIVCA LOCAL FRANCHISE FEE	736,959			649,091	87,868
22158 BKFD PLANNED SEWER #2	309,247			302,305	6,942
22160 SHERIFF`S CAL-MMET	13,078			13,113	(35)
22161 HIDTA-STATE ASSET FORFEIT	45,553			46,175	(622)
22162 CAL-MMET-STATE ASSET FORFEIT	795,975			593,119	202,856
22163 HIGH TECH EQUIPMENT	3,958			3,971	(13)
22164 BKFD PLANNED SEWER #3	4,482			5,799	(1,317)
22166 BKFD PLANNED SEWER #4	70,506			72,482	(1,976)
22167 BKFD PLANNED SEWER #5	78,340			81,954	(3,614)
22173 CO PLANNED SEWER AREA A	42,471			39,157	3,314
22176 HEALTH-BIO TERRORISM GRANT	36,567			8,789	27,778

State Controller Schedules	COUNTY OF KERN				Schedule 3
		Less: Obligataed Fund Balances			
Fund Name	Total Fund Balance June 30, 2014 Actual	Encumbrances	Nonspendable/ Restricted/ Committed	Assigned	Fund Balance Available June 30, 2014 Actual
1	2	3	4	5	6
22177 CO PLANNED SEWER AREA B	1,422			924	498
22184 CSA #71 SEPTIC ABANDONMENT	1,027,351			1,008,338	19,013
22185 WRAPAROUND SAVINGS	4,730,926			1,968,918	2,762,008
22187 RECORDERS ELECTRONIC RECORDING	285,284			276,611	8,673
22188 FIREWORKS VIOLATIONS	107,061			78,709	28,352
22190 COMM CORR PERFORM INCENT FUND	216,927			16,748	200,179
24024 DA FAMILY - EXCESS REVENUE				700	(700)
24028 D.A.-FEDERAL FORFEITURE	110,871			106,767	4,104
24038 DA-COURT ORDERED PENALTIES	1,513,579			1,376,379	137,200
24039 HOPST PREPAREDNESS PRGM GRANT	1,069			1,236	(167)
24041 EMS WEEK - DONATIONS	23,967			23,498	469
24042 FIRE DEPT DONATIONS	73,619			70,375	3,244
24043 STATE FIRE	3,049,695			1,946,791	1,102,904
24044 FIRE-HAZARD REDUCTION	398,415			162,735	235,680
24047 FIRE-HELICOPTER OPERATIONS	1,148,517			623,004	525,513
24049 INDUSTRIAL DEV AUTHORITY PRGM					
24050 MOBILE FIRE KITCHEN	2,948			2,954	(6)
24057 INMATE WELF-SHER CORRECTION FC	5,631,625			4,774,551	857,074
24060 JUVENILE INMATE WELFARE	216,430			190,786	25,644
24066 KERN CO CHILDREN`S	634,619			334,074	300,545
24067 KERN COUNTY LIBRARY DONATIONS	507,629			421,843	85,786
24086 PEACE OFFICERS` TRAINING-POST	487				487
24088 CORE AREA METRO BFLD IMP FEE	1,333,445			52,024	1,281,421
24089 METRO BFLD TRANSPORT IMP FEE	7,147,721			5,173,058	1,974,663
24091 ROSAMOND TRANSPORT IMP FEE	520,788			473,675	47,113
24094 SOLID WASTE ENFORCEMENT					
24095 BAKERSFIELD MITIGATION	1,237,415			1,176,197	61,218

State Controller Schedules	COUNTY OF KERN				Schedule 3
		Less: Obligataed Fund Balances			
Fund Name	Total Fund Balance June 30, 2014 Actual	Encumbrances	Nonspendable/ Restricted/ Committed	Assigned	Fund Balance Available June 30, 2014 Actual
1	2	3	4	5	6
24096 TEH TRANSP IMPACT FEE CORE	12,265			12,214	51
24097 TEH TRANSP IMPACT FEE NON-CORE	1,533,128			1,287,956	245,172
24098 PROJECT IMPACT MITIGATION FUND	14,333,500				14,333,500
24105 JAMISON CENTER	212,964			134,052	78,912
24125 STRONG MOT INSTRUMENTATION	79,512			113,780	(34,268)
24126 TOBACCO EDUCATION CONTROL PROG	15,787			21,907	(6,120)
24137 VITAL & HEALTH STAT-HEALTH DPT	76,812			76,760	52
24138 VITAL & HEALTH STAT-RECORDER	361,767			341,585	20,182
24139 VITAL & HEALTH STAT-CO. CLERK	1,312			264	1,048
24300 OILDALE REVITALIZATION FUND	8,420			8,420	
25120 PARCEL MAP IN-LIEU FEES	312,902			278,915	33,987
26000 ARRA AGING & ADULT (STIMULUS)					
26001 ARRA JUSTICE ASSISTANCE					
26002 ARRA CD-HPRP GRANT					
26003 ARRA CDBG-R GRANT					
26004 KC ARRA ETR					
26005 ARRA ROADS					
26006 ARRA ENERGY STIMULUS GRANT	13				13
26007 ARRA PROBATION ASSISTANCE					
26008 CAL-MMET ARRA JAG GRANT					
TOTAL SPECIAL REVENUE FUNDS	**$ 267,727,507**	**$ 45,138,669**	**$ 6,225,799**	**$ 120,142,711**	**$ 96,220,328**
CAPITAL PROJECT FUNDS					
00004 ACO-GENERAL	$ 2,269,682	$	$	$ 2,287,888	$ (18,206)
00012 ACO-STRUCTURAL FIRE	274,077			274,495	(418)
00155 SEVENTH STANDARD ROAD PROJ	802,864			1,139,450	(336,586)
00156 WHEELER RIDGE OVERPASS					
00210 C.O.P.-KERN MEDICAL CENTER					
00220 7TH STANDARD WIDENING PROJECT	191,699	12,329		162,868	16,502

State Controller Schedules **COUNTY OF KERN** **Schedule 3**

Fund Name	Total Fund Balance June 30, 2014 Actual	Less: Obligataed Fund Balances			Fund Balance Available June 30, 2014 Actual
		Encumbrances	Nonspendable/ Restricted/ Committed	Assigned	
1	2	3	4	5	6
00221 2009 COP CAPITAL PROJECTS	10,793,633	10,693,435		87,073	13,125
00222 HAGEMAN ROAD SOG FUND	129,367			90,905	38,462
00225 AB900 PHASE II CONSTRUCTION FU	19,306,203	6,711,305		12,594,898	
00235 TOBACCO SECUR PROCEEDS-CP FUND	35,166,613			35,160,470	6,143
40390 REXLAND ACRES SEWER IMPRVMNT	102,446				102,446
TOTAL CAPITAL PROJECT FUNDS	**$ 69,036,584**	**$ 17,417,069**	**$**	**$ 51,798,047**	**$ (178,532)**
TOTAL GOVERNMENTAL FUNDS	**$ 566,918,662**	**$ 93,305,642**	**$ 87,792,108**	**$ 250,713,395**	**$ 135,107,517**
Arithmetic Results					COL 2-3-4-5
Total Transferred From			COL 4+5 =	COL 4+5 =	
Total Transferred To					SCH 2,COL 2

State Controller Schedules | **COUNTY OF KERN** | **Schedule 4**
County Budget Act | **Obligated Fund Balances - By Governmental Funds**
January 2010 Edition, revision #1 | **Fiscal Year 2014-15**

Description	Obligated Fund Balances June 30, 2014	Decreases or Cancellations: CAO Recommended	Decreases or Cancellations: Adopted by the Board of Supervisors	Increases or New: CAO Recommended	Increases or New: Adopted by the Board of Supervisors	Total Obligated Fund Balances the Budget Year
1	2	3	4	5	6	7
00001 GENERAL						
2134 RESERVE-GENERAL	$ 40,000,000	$	$	$	$	$ 40,000,000
2136 RESERVE-TAX LITIGATION	5,579,614					5,579,614
2150 DESIG-HUMAN SERVICES	15,454,000			998,848	998,848	16,452,848
2152 DESIG-RENEWBIZ	751,307	746,000	746,000	346,982	346,982	352,289
2153 DESIG-BLIGHT REMEDIATION				1,200,000	1,200,000	1,200,000
2155 DESIG-RETIREMENT	8,087,478			1,575,108	1,575,108	9,662,586
2156 DESIG-INFRASTRUCTURE REPLACMNT	4,977,208			4,394,973	3,444,973	8,422,181
2157 DESIGN-EH PROGRAM ENHANCEMENTS	260,664	168,342	168,342			92,322
2171 DESIG-KCMF CAPITAL PROJECTS	750,000					750,000
2178 DESIG-KMC WORKING CAPITAL	695,484			20,304,516	20,304,516	21,000,000
2179 DESIG-INFO TECHNOLOGY PROJECTS	366,319			5,000,000	5,000,000	5,366,319
2180 DESIG-SHERIFFS AIRCRAFT	836,966					836,966
2360 FUND BALANCE UNAVAILABLE	26,319,270					26,319,270
TOTAL 00001 GENERAL	**$ 104,078,310**	**$ 914,342**	**$ 914,342**	**$ 33,820,427**	**$ 32,870,427**	**$ 136,034,395**
00264 TAX LOSS RESERVE						
2131 RESERVE-1% TEETER PLAN	$ 9,667,425	$	$	$ 361,547	$ 361,547	$ 10,028,972
2173 DESIG-GENERAL	46,593,211			4,297,072	4,297,072	50,890,283
TOTAL 00264 TAX LOSS RESERVE	**$ 56,260,636**	**$**	**$**	**$ 4,658,619**	**$ 4,658,619**	**$ 60,919,255**
TOTAL GENERAL FUNDS	**$ 160,338,946**	**$ 914,342**	**$ 914,342**	**$ 38,479,046**	**$ 37,529,046**	**$ 196,953,650**
SPECIAL REVENUE FUND						
00007 ROAD						
2173 DESIG-GENERAL	$ 1,157,738	$	$	$ 7,486,218	$ 7,486,218	$ 8,643,956
2360 FUND BALANCE UNAVAILABLE	2,913,943					2,913,943
TOTAL 00007 ROAD	**$ 4,071,681**	**$**	**$**	**$ 7,486,218**	**$ 7,486,218**	**$ 11,557,899**
00011 STRUCTURAL FIRE						
2136 RESERVE-TAX LITIGATION	$ 1,800,000	$	$	$	$	$ 1,800,000

State Controller Schedules | **COUNTY OF KERN** | **Schedule 4**
County Budget Act | **Obligated Fund Balances - By Governmental Funds**
January 2010 Edition, revision #1 | **Fiscal Year 2014-15**

Description	Obligated Fund Balances June 30, 2014	Decreases or Cancellations		Increases or New		Total Obligated Fund Balances the Budget Year
		CAO Recommended	Adopted by the Board of Supervisors	CAO Recommended	Adopted by the Board of Supervisors	
1	2	3	4	5	6	7
2156 DESIG-INFRASTRUCTURE REPLACMNT	33,318			752,703	752,703	786,021
2198 DESIG-CAPITAL PROJECTS	1,433,299			533,794	533,794	1,967,093
2360 FUND BALANCE UNAVAILABLE	942,877					942,877
TOTAL 00011 STRUCTURAL FIRE	**$ 4,209,494**	**$**	**$**	**$ 1,286,497**	**$ 1,286,497**	**$ 5,495,991**
00120 BUILDING INSPECTION						
2173 DESIG-GENERAL	$ 9,203,700	$	$	$ 3,202,208	$ 3,202,208	$ 12,405,908
2360 FUND BALANCE UNAVAILABLE	5,850					5,850
TOTAL 00120 BUILDING INSPECTION	**$ 9,209,550**	**$**	**$**	**$ 3,202,208**	**$ 3,202,208**	**$ 12,411,758**
00130 DEPT OF HUMAN SERVICES-ADMIN.						
2360 FUND BALANCE UNAVAILABLE	$ 101,350	$	$	$	$	$ 101,350
TOTAL 00130 DEPT OF HUMAN SERVICES-ADMIN.	**$ 101,350**	**$**	**$**	**$**	**$**	**$ 101,350**
00141 MENTAL HEALTH FUND						
2173 DESIG-GENERAL	$ 9,884,109	$	$	$	$	$ 9,884,109
2360 FUND BALANCE UNAVAILABLE	408,329					408,329
TOTAL 00141 MENTAL HEALTH FUND	**$ 10,292,438**	**$**	**$**	**$**	**$**	**$ 10,292,438**
00145 AGING AND ADULT SERVICES						
2173 DESIG-GENERAL	$ 1,652,551	$ 488,344	$ 488,344	$	$	$ 1,164,207
2360 FUND BALANCE UNAVAILABLE	2,450					2,450
TOTAL 00145 AGING AND ADULT SERVICES	**$ 1,655,001**	**$ 488,344**	**$ 488,344**	**$**	**$**	**$ 1,166,657**
00160 WILDLIFE RESOURCES						
2173 DESIG-GENERAL	$ 14,254	$	$	$ 3,002	$ 3,002	$ 17,256
TOTAL 00160 WILDLIFE RESOURCES	**$ 14,254**	**$**	**$**	**$ 3,002**	**$ 3,002**	**$ 17,256**
00161 TIMBER HARVEST FUND						
2173 DESIG-GENERAL	$ 19,343	$	$	$ 17,601	$ 17,601	$ 36,944
TOTAL 00161 TIMBER HARVEST FUND	**$ 19,343**	**$**	**$**	**$ 17,601**	**$ 17,601**	**$ 36,944**
00162 GRAFFITI ABATEMENT						
2173 DESIG-GENERAL	$ 1,904	$	$	$	$	$ 1,904
TOTAL 00162 GRAFFITI ABATEMENT	**$ 1,904**	**$**	**$**	**$**	**$**	**$ 1,904**

State Controller Schedules | **COUNTY OF KERN** | **Schedule 4**
County Budget Act | **Obligated Fund Balances - By Governmental Funds**
January 2010 Edition, revision #1 | **Fiscal Year 2014-15**

Description	Obligated Fund Balances June 30, 2014	Decreases or Cancellations		Increases or New		Total Obligated Fund Balances the Budget Year
		CAO Recommended	Adopted by the Board of Supervisors	CAO Recommended	Adopted by the Board of Supervisors	
1	2	3	4	5	6	7
00163 PROBATION DJJ REALIGNMENT FUND						
2173 DESIG-GENERAL	$ 678,014	$	$	$ 700,663	$ 700,663	$ 1,378,677
TOTAL 00163 PROBATION DJJ REALIGNMENT	**$ 678,014**	**$**	**$**	**$ 700,663**	**$ 700,663**	**$ 1,378,677**
00164 REAL ESTATE FRAUD						
2173 DESIG-GENERAL	$ 175,176	$	$	$ 84,263	$ 84,263	$ 259,439
TOTAL 00164 REAL ESTATE FRAUD	**$ 175,176**	**$**	**$**	**$ 84,263**	**$ 84,263**	**$ 259,439**
00165 LITTER CLEAN UP						
2173 DESIG-GENERAL	$ 2,647	$ 2,647	$ 2,647	$	$	$
TOTAL 00165 LITTER CLEAN UP	**$ 2,647**	**$ 2,647**	**$ 2,647**	**$**	**$**	**$**
00170 OFF HWY MV LIC						
2173 DESIG-GENERAL	$ 306,871	$	$	$ 86,459	$ 86,459	$ 393,330
TOTAL 00170 OFF HWY MV LIC	**$ 306,871**	**$**	**$**	**$ 86,459**	**$ 86,459**	**$ 393,330**
00171 PL LOC DRN-SHAL						
2156 DESIG-INFRASTRUCTURE REPLACMNT	$ 9,502	$	$	$ 33	$ 33	$ 9,535
2173 DESIG-GENERAL	957					957
TOTAL 00171 PL LOC DRN-SHAL	**$ 10,459**	**$**	**$**	**$ 33**	**$ 33**	**$ 10,492**
00172 PL LOC DRN-BRUND						
2156 DESIG-INFRASTRUCTURE REPLACMNT	$ 129,021	$	$	$ 396	$ 396	$ 129,417
2173 DESIG-GENERAL	846					846
TOTAL 00172 PL LOC DRN-BRUND	**$ 129,867**	**$**	**$**	**$ 396**	**$ 396**	**$ 130,263**
00173 PL LOC DRN-ORNGW						
2156 DESIG-INFRASTRUCTURE REPLACMNT	$ 828,131	$	$	$ 2,524	$ 2,524	$ 830,655
2173 DESIG-GENERAL	1,109					1,109
TOTAL 00173 PL LOC DRN-ORNGW	**$ 829,240**	**$**	**$**	**$ 2,524**	**$ 2,524**	**$ 831,764**
00174 PL LOC DRN-BRECK						
2156 DESIG-INFRASTRUCTURE REPLACMNT	$ 34,006	$	$	$ 109	$ 109	$ 34,115
2173 DESIG-GENERAL	1,133					1,133
TOTAL 00174 PL LOC DRN-BRECK	**$ 35,139**	**$**	**$**	**$ 109**	**$ 109**	**$ 35,248**

State Controller Schedules | **COUNTY OF KERN** | **Schedule 4**
County Budget Act | **Obligated Fund Balances - By Governmental Funds**
January 2010 Edition, revision #1 | **Fiscal Year 2014-15**

Description	Obligated Fund Balances June 30, 2014	Decreases or Cancellations		Increases or New		Total Obligated Fund Balances the Budget Year
		CAO Recommended	Adopted by the Board of Supervisors	CAO Recommended	Adopted by the Board of Supervisors	
1	2	3	4	5	6	7
00175 RANGE IMP SEC 15						
2173 DESIG-GENERAL	$ 62,708	$	$	$ 1,132	$ 1,132	$ 63,840
TOTAL 00175 RANGE IMP SEC 15	**$ 62,708**	**$**	**$**	**$ 1,132**	**$ 1,132**	**$ 63,840**
00176 PL LOC DRN-OILDL						
2156 DESIG-INFRASTRUCTURE REPLACMNT	$ 104,016	$	$	$ 187,804	$ 187,804	$ 291,820
2173 DESIG-GENERAL	1,367					1,367
TOTAL 00176 PL LOC DRN-OILDL	**$ 105,383**	**$**	**$**	**$ 187,804**	**$ 187,804**	**$ 293,187**
00177 RANGE IMP SEC 3						
2173 DESIG-GENERAL	$ 33,261	$ 1,232	$ 1,232	$	$	$ 32,029
TOTAL 00177 RANGE IMP SEC 3	**$ 33,261**	**$ 1,232**	**$ 1,232**	**$**	**$**	**$ 32,029**
00179 PROBATION TRN FD						
2173 DESIG-GENERAL	$ 72,055	$	$	$ 6,730	$ 6,730	$ 78,785
TOTAL 00179 PROBATION TRN FD	**$ 72,055**	**$**	**$**	**$ 6,730**	**$ 6,730**	**$ 78,785**
00180 DNA IDENTIFICATION						
2173 DESIG-GENERAL	$ 158,380	$ 17,198	$ 17,198	$	$	$ 141,182
TOTAL 00180 DNA IDENTIFICATION	**$ 158,380**	**$ 17,198**	**$ 17,198**	**$**	**$**	**$ 141,182**
00181 LOCAL PUBLIC SAFETY						
2173 DESIG-GENERAL	$	$	$	$ 3,778,527	$ 3,778,527	$ 3,778,527
TOTAL 00181 LOCAL PUBLIC SAFETY	**$**	**$**	**$**	**$ 3,778,527**	**$ 3,778,527**	**$ 3,778,527**
00182 SHER FAC TRNG FD						
2173 DESIG-GENERAL	$ 52,142	$	$	$ 55,844	$ 55,844	$ 107,986
TOTAL 00182 SHER FAC TRNG FD	**$ 52,142**	**$**	**$**	**$ 55,844**	**$ 55,844**	**$ 107,986**
00183 KERN CO DEPT OF CHILD SUPPORT						
2173 DESIG-GENERAL	$ 775,973	$ 93,010	$ 93,010	$	$	$ 682,963
2360 FUND BALANCE UNAVAILABLE	47,500					47,500
TOTAL 00183 KERN CO DEPT OF CHILD SUPPORT	**$ 823,473**	**$ 93,010**	**$ 93,010**	**$**	**$**	**$ 730,463**
00184 AUTOMATED FINGERPRINT FUND						
2173 DESIG-GENERAL	$ 744,593	$ 572,039	$ 572,039	$	$	$ 172,554

State Controller Schedules | **COUNTY OF KERN** | **Schedule 4**
County Budget Act | **Obligated Fund Balances - By Governmental Funds**
January 2010 Edition, revision #1 | **Fiscal Year 2014-15**

Description	Obligated Fund Balances June 30, 2014	Decreases or Cancellations		Increases or New		Total Obligated Fund Balances the Budget Year
		CAO Recommended	Adopted by the Board of Supervisors	CAO Recommended	Adopted by the Board of Supervisors	
1	2	3	4	5	6	7
TOTAL 00184 AUTOMATED FINGERPRINT FUND	**$ 744,593**	**$ 572,039**	**$ 572,039**	**$**	**$**	**$ 172,554**
00186 JUV JUST FAC TEMP CONST						
2173 DESIG-GENERAL	$ 8,505	$	$	$ 92	$ 92	$ 8,597
TOTAL 00186 JUV JUST FAC TEMP CONST	**$ 8,505**	**$**	**$**	**$ 92**	**$ 92**	**$ 8,597**
00187 EMERGENCY MEDICAL SERVICES FND						
2173 DESIG-GENERAL	$ 1,032,086	$	$	$ 441,608	$ 441,608	$ 1,473,694
TOTAL 00187 EMERGENCY MEDICAL SERVICES	**$ 1,032,086**	**$**	**$**	**$ 441,608**	**$ 441,608**	**$ 1,473,694**
00188 AUTOMATED CO WARRANT SYSTEM						
2173 DESIG-GENERAL	$ 11,674	$ 11,649	$ 11,649	$	$	$ 25
TOTAL 00188 AUTOMATED CO WARRANT SYSTEM	**$ 11,674**	**$ 11,649**	**$ 11,649**	**$**	**$**	**$ 25**
00190 DOMESTIC VIOL PG						
2173 DESIG-GENERAL	$ 54,647	$	$	$ 19,548	$ 19,548	$ 74,195
TOTAL 00190 DOMESTIC VIOL PG	**$ 54,647**	**$**	**$**	**$ 19,548**	**$ 19,548**	**$ 74,195**
00191 CRIMINAL JUS FACILITIES CONST						
2173 DESIG-GENERAL	$ 1,240,111	$ 107,387	$ 107,387	$	$	$ 1,132,724
TOTAL 00191 CRIMINAL JUS FACILITIES CONST	**$ 1,240,111**	**$ 107,387**	**$ 107,387**	**$**	**$**	**$ 1,132,724**
00192 RECORDER						
2360 FUND BALANCE UNAVAILABLE	$ 3,500	$	$	$	$	$ 3,500
TOTAL 00192 RECORDER	**$ 3,500**	**$**	**$**	**$**	**$**	**$ 3,500**
00194 RECORDER`S SSN TRUNCATION						
2173 DESIG-GENERAL	$ 338,410	$ 24,638	$ 24,638	$	$	$ 313,772
TOTAL 00194 RECORDER`S SSN TRUNCATION	**$ 338,410**	**$ 24,638**	**$ 24,638**	**$**	**$**	**$ 313,772**
00195 ALCOHOLISM PROG						
2173 DESIG-GENERAL	$ 20,165	$	$	$ 17,041	$ 17,041	$ 37,206
TOTAL 00195 ALCOHOLISM PROG	**$ 20,165**	**$**	**$**	**$ 17,041**	**$ 17,041**	**$ 37,206**
00196 ALCOHOL ABUSE EDUCATION/PREV						
2173 DESIG-GENERAL	$ 79,746	$	$	$ 16,471	$ 16,471	$ 96,217
TOTAL 00196 ALCOHOL ABUSE EDUCATION/PREV	**$ 79,746**	**$**	**$**	**$ 16,471**	**$ 16,471**	**$ 96,217**

State Controller Schedules | **COUNTY OF KERN** | **Schedule 4**
County Budget Act | **Obligated Fund Balances - By Governmental Funds**
January 2010 Edition, revision #1 | **Fiscal Year 2014-15**

Description	Obligated Fund Balances June 30, 2014	Decreases or Cancellations		Increases or New		Total Obligated Fund Balances the Budget Year
		CAO Recommended	Adopted by the Board of Supervisors	CAO Recommended	Adopted by the Board of Supervisors	
1	2	3	4	5	6	7
00197 DRUG PROGRAM FUND						
2173 DESIG-GENERAL	$ 204,230	$ 125,450	$ 125,450	$	$	$ 78,780
TOTAL 00197 DRUG PROGRAM FUND	**$ 204,230**	**$ 125,450**	**$ 125,450**	**$**	**$**	**$ 78,780**
00198 RECORDERS MODERNIZATION FUND						
2173 DESIG-GENERAL	$ 2,172,182	$	$	$ 19,822	$ 19,822	$ 2,192,004
TOTAL 00198 RECORDERS MODERNIZATION FUND	**$ 2,172,182**	**$**	**$**	**$ 19,822**	**$ 19,822**	**$ 2,192,004**
00199 MICROGRAPHIC-RCD						
2173 DESIG-GENERAL	$ 98,243	$ 23,170	$ 23,170	$	$	$ 75,073
TOTAL 00199 MICROGRAPHIC-RCD	**$ 98,243**	**$ 23,170**	**$ 23,170**	**$**	**$**	**$ 75,073**
00266 REDEMPTION SYSTEMS						
2173 DESIG-GENERAL	$ 2,360,806	$ 50,465	$ 50,465	$	$	$ 2,310,341
TOTAL 00266 REDEMPTION SYSTEMS	**$ 2,360,806**	**$ 50,465**	**$ 50,465**	**$**	**$**	**$ 2,310,341**
00270 ABATEMENT COST						
2173 DESIG-GENERAL	$	$	$	$ 10,168	$ 10,168	$ 10,168
TOTAL 00270 ABATEMENT COST	**$**	**$**	**$**	**$ 10,168**	**$ 10,168**	**$ 10,168**
22010 COUNTY LOCAL REVENUE FUND 2011						
2165 DESIG-AB109	$	$	$	$ 4,488,101	$ 4,488,101	$ 4,488,101
2173 DESIG-GENERAL	7,391,900	955,884	955,884			6,436,016
TOTAL 22010 COUNTY LOCAL REVENUE FUND	**$ 7,391,900**	**$ 955,884**	**$ 955,884**	**$ 4,488,101**	**$ 4,488,101**	**$ 10,924,117**
22021 ANIMAL CARE DONATIONS						
2173 DESIG-GENERAL	$	$	$	$ 1,798	$ 1,798	$ 1,798
TOTAL 22021 ANIMAL CARE DONATIONS	**$**	**$**	**$**	**$ 1,798**	**$ 1,798**	**$ 1,798**
22023 ANIMAL CARE						
2173 DESIG-GENERAL	$	$	$	$ 76	$ 76	$ 76
TOTAL 22023 ANIMAL CARE	**$**	**$**	**$**	**$ 76**	**$ 76**	**$ 76**
22027 STERILIZATION FUND						
2173 DESIG-GENERAL	$ 41,830	$ 12,457	$ 12,457	$	$	$ 29,373
TOTAL 22027 STERILIZATION FUND	**$ 41,830**	**$ 12,457**	**$ 12,457**	**$**	**$**	**$ 29,373**

State Controller Schedules | **COUNTY OF KERN** | **Schedule 4**
County Budget Act | **Obligated Fund Balances - By Governmental Funds**
January 2010 Edition, revision #1 | **Fiscal Year 2014-15**

Description	Obligated Fund Balances June 30, 2014	Decreases or Cancellations		Increases or New		Total Obligated Fund Balances the Budget Year
		CAO Recommended	Adopted by the Board of Supervisors	CAO Recommended	Adopted by the Board of Supervisors	
1	2	3	4	5	6	7
22036 BOARD OF TRADE-ADVERTISING						
2173 DESIG-GENERAL	$ 161,678	$	$	$ 12,054	$ 12,054	$ 173,732
TOTAL 22036 BOARD OF TRADE-ADVERTISING	**$ 161,678**	**$**	**$**	**$ 12,054**	**$ 12,054**	**$ 173,732**
22042 GENERAL PLAN ADMIN SURCHARGE						
2173 DESIG-GENERAL	$ 583,131	$	$	$ 410,323	$ 410,323	$ 993,454
TOTAL 22042 GENERAL PLAN ADMIN SURCHARGE	**$ 583,131**	**$**	**$**	**$ 410,323**	**$ 410,323**	**$ 993,454**
22045 CO-WIDE CRIME PREV. P.C.1202.5						
2173 DESIG-GENERAL	$ 8,079	$	$	$ 722	$ 722	$ 8,801
TOTAL 22045 CO-WIDE CRIME PREV. P.C.1202.5	**$ 8,079**	**$**	**$**	**$ 722**	**$ 722**	**$ 8,801**
22064 D.A.-LOCAL FORFEITURE TRUST						
2173 DESIG-GENERAL	$ 392,608	$ 243,527	$ 243,527	$	$	$ 149,081
TOTAL 22064 D.A.-LOCAL FORFEITURE TRUST	**$ 392,608**	**$ 243,527**	**$ 243,527**	**$**	**$**	**$ 149,081**
22067 HEALTH-LOCAL OPTION						
2173 DESIG-GENERAL	$ 23,806	$ 23,806	$ 23,806	$	$	$
TOTAL 22067 HEALTH-LOCAL OPTION	**$ 23,806**	**$ 23,806**	**$ 23,806**	**$**	**$**	**$**
22068 HLTH-STATE L.U.S.T. PROG						
2173 DESIG-GENERAL	$	$	$	$ 50	$ 50	$ 50
TOTAL 22068 HLTH-STATE L.U.S.T. PROG	**$**	**$**	**$**	**$ 50**	**$ 50**	**$ 50**
22069 PUBLIC HEALTH MISCELLANEOUS						
2173 DESIG-GENERAL	$ 16,324	$	$	$ 175	$ 175	$ 16,499
TOTAL 22069 PUBLIC HEALTH MISCELLANEOUS	**$ 16,324**	**$**	**$**	**$ 175**	**$ 175**	**$ 16,499**
22073 HEALTH-MAA/TCM						
2173 DESIG-GENERAL	$ 94,172	$ 648	$ 648	$	$	$ 93,524
TOTAL 22073 HEALTH-MAA/TCM	**$ 94,172**	**$ 648**	**$ 648**	**$**	**$**	**$ 93,524**
22076 CHILD RESTRAINT LOANER PRG						
2173 DESIG-GENERAL	$ 90,568	$	$	$ 18,403	$ 18,403	$ 108,971
TOTAL 22076 CHILD RESTRAINT LOANER PRG	**$ 90,568**	**$**	**$**	**$ 18,403**	**$ 18,403**	**$ 108,971**
22079 D. A. EQUIPMENT/AUTOMATION						

State Controller Schedules | **COUNTY OF KERN** | **Schedule 4**
County Budget Act | **Obligated Fund Balances - By Governmental Funds**
January 2010 Edition, revision #1 | **Fiscal Year 2014-15**

Description	Obligated Fund Balances June 30, 2014	Decreases or Cancellations		Increases or New		Total Obligated Fund Balances the Budget Year
		CAO Recommended	Adopted by the Board of Supervisors	CAO Recommended	Adopted by the Board of Supervisors	
1	2	3	4	5	6	7
2173 DESIG-GENERAL	$ 418,520	$	$	$ 12,535	$ 12,535	$ 431,055
TOTAL 22079 D. A. EQUIPMENT/AUTOMATION	**$ 418,520**	**$**	**$**	**$ 12,535**	**$ 12,535**	**$ 431,055**
22085 MENTAL HEALTH SERVICES ACT						
2173 DESIG-GENERAL	$ 30,457,965	$ 8,622,996	$ 8,622,996	$	$	$ 21,834,969
TOTAL 22085 MENTAL HEALTH SERVICES ACT	**$ 30,457,965**	**$ 8,622,996**	**$ 8,622,996**	**$**	**$**	**$ 21,834,969**
22086 MHSA PRUDENT RESERVE						
2173 DESIG-GENERAL	$ 12,333,459	$	$	$ 45,142	$ 45,142	$ 12,378,601
TOTAL 22086 MHSA PRUDENT RESERVE	**$ 12,333,459**	**$**	**$**	**$ 45,142**	**$ 45,142**	**$ 12,378,601**
22087 CRIMINALISTICS LABORATORIES						
2173 DESIG-GENERAL	$ 114,316	$ 86,171	$ 86,171	$	$	$ 28,145
TOTAL 22087 CRIMINALISTICS LABORATORIES	**$ 114,316**	**$ 86,171**	**$ 86,171**	**$**	**$**	**$ 28,145**
22097 ASSET FORFEITURE 15 PERCENT						
2173 DESIG-GENERAL	$ 9,776	$	$	$ 297	$ 297	$ 10,073
TOTAL 22097 ASSET FORFEITURE 15 PERCENT	**$ 9,776**	**$**	**$**	**$ 297**	**$ 297**	**$ 10,073**
22098 PROBATION ASSET FORFEITURE						
2173 DESIG-GENERAL	$ 68,851	$	$	$ 1,947	$ 1,947	$ 70,798
TOTAL 22098 PROBATION ASSET FORFEITURE	**$ 68,851**	**$**	**$**	**$ 1,947**	**$ 1,947**	**$ 70,798**
22107 ASSET FORFEITURE FEDERAL						
2173 DESIG-GENERAL	$	$	$	$ 83,618	$ 83,618	$ 83,618
TOTAL 22107 ASSET FORFEITURE FEDERAL	**$**	**$**	**$**	**$ 83,618**	**$ 83,618**	**$ 83,618**
22121 TRUCK 21 REPLACEMENT						
2173 DESIG-GENERAL	$ 3,555	$ 4	$ 4	$	$	$ 3,551
TOTAL 22121 TRUCK 21 REPLACEMENT	**$ 3,555**	**$ 4**	**$ 4**	**$**	**$**	**$ 3,551**
22122 FIXED WING AIRCRAFT						
2173 DESIG-GENERAL	$ 861	$ 344	$ 344	$	$	$ 517
TOTAL 22122 FIXED WING AIRCRAFT	**$ 861**	**$ 344**	**$ 344**	**$**	**$**	**$ 517**
22123 VEHICLE/APPARATUS						
2173 DESIG-GENERAL	$ 42,620	$	$	$ 101,084	$ 101,084	$ 143,704

State Controller Schedules | **COUNTY OF KERN** | **Schedule 4**
County Budget Act | **Obligated Fund Balances - By Governmental Funds**
January 2010 Edition, revision #1 | **Fiscal Year 2014-15**

Description	Obligated Fund Balances June 30, 2014	Decreases or Cancellations		Increases or New		Total Obligated Fund Balances the Budget Year
		CAO Recommended	Adopted by the Board of Supervisors	CAO Recommended	Adopted by the Board of Supervisors	
1	2	3	4	5	6	7
TOTAL 22123 VEHICLE/APPARATUS	**$ 42,620**	**$**	**$**	**$ 101,084**	**$ 101,084**	**$ 143,704**
22125 HAZARDOUS WASTE SETTLEMNTS						
2173 DESIG-GENERAL	$ 590,441	$	$	$ 397,654	$ 397,654	$ 988,095
TOTAL 22125 HAZARDOUS WASTE SETTLEMNTS	**$ 590,441**	**$**	**$**	**$ 397,654**	**$ 397,654**	**$ 988,095**
22126 SHERIFF`S-RURAL CRIME						
2173 DESIG-GENERAL	$ 22	$	$	$	$	$ 22
TOTAL 22126 SHERIFF`S-RURAL CRIME	**$ 22**	**$**	**$**	**$**	**$**	**$ 22**
22127 SHERIFF`S CAL-ID						
2173 DESIG-GENERAL	$ 3,032,823	$ 700,623	$ 700,623	$	$	$ 2,332,200
TOTAL 22127 SHERIFF`S CAL-ID	**$ 3,032,823**	**$ 700,623**	**$ 700,623**	**$**	**$**	**$ 2,332,200**
22128 SHERIFF`S CIVIL SUBPOENAS						
2173 DESIG-GENERAL	$ 42,159	$ 17,561	$ 17,561	$	$	$ 24,598
TOTAL 22128 SHERIFF`S CIVIL SUBPOENAS	**$ 42,159**	**$ 17,561**	**$ 17,561**	**$**	**$**	**$ 24,598**
22129 KNET-SPC ASSET FORFEITURE REV						
2173 DESIG-GENERAL	$ 155,545	$	$	$ 149,661	$ 149,661	$ 305,206
TOTAL 22129 KNET-SPC ASSET FORFEITURE REV	**$ 155,545**	**$**	**$**	**$ 149,661**	**$ 149,661**	**$ 305,206**
22131 SHERIFF`S DRUG ABUSE GANG DIVR						
2173 DESIG-GENERAL	$ 196,780	$ 18,826	$ 18,826	$	$	$ 177,954
TOTAL 22131 SHERIFF`S DRUG ABUSE GANG DIVR	**$ 196,780**	**$ 18,826**	**$ 18,826**	**$**	**$**	**$ 177,954**
22132 SHERIFF`S TRAINING						
2173 DESIG-GENERAL	$ 40,454	$ 6,265	$ 6,265	$	$	$ 34,189
TOTAL 22132 SHERIFF`S TRAINING	**$ 40,454**	**$ 6,265**	**$ 6,265**	**$**	**$**	**$ 34,189**
22133 SHERIFF-WORK RELEASE						
2173 DESIG-GENERAL	$	$	$	$ 3,359	$ 3,359	$ 3,359
TOTAL 22133 SHERIFF-WORK RELEASE	**$**	**$**	**$**	**$ 3,359**	**$ 3,359**	**$ 3,359**
22137 SHERIFF-STATE FORFEITURE						
2173 DESIG-GENERAL	$ 379,365	$	$	$ 92,633	$ 92,633	$ 471,998
TOTAL 22137 SHERIFF-STATE FORFEITURE	**$ 379,365**	**$**	**$**	**$ 92,633**	**$ 92,633**	**$ 471,998**

State Controller Schedules | **COUNTY OF KERN** | **Schedule 4**
County Budget Act | **Obligated Fund Balances - By Governmental Funds**
January 2010 Edition, revision #1 | **Fiscal Year 2014-15**

Description	Obligated Fund Balances June 30, 2014	Decreases or Cancellations		Increases or New		Total Obligated Fund Balances the Budget Year
		CAO Recommended	Adopted by the Board of Supervisors	CAO Recommended	Adopted by the Board of Supervisors	
1	2	3	4	5	6	7
22138 SHERIFF`S CIVIL AUTOMATED						
2173 DESIG-GENERAL	$ 838,990	$ 17,147	$ 17,147	$	$	$ 821,843
TOTAL 22138 SHERIFF`S CIVIL AUTOMATED	**$ 838,990**	**$ 17,147**	**$ 17,147**	**$**	**$**	**$ 821,843**
22140 SHERIFFS FIREARMS						
2173 DESIG-GENERAL	$ 67,823	$ 48,612	$ 48,612	$	$	$ 19,211
TOTAL 22140 SHERIFFS FIREARMS	**$ 67,823**	**$ 48,612**	**$ 48,612**	**$**	**$**	**$ 19,211**
22141 SHERIFF-JUDGEMENT DEBTORS FEE						
2173 DESIG-GENERAL	$ 306,429	$	$	$ 159,947	$ 159,947	$ 466,376
TOTAL 22141 SHERIFF-JUDGEMENT DEBTORS FEE	**$ 306,429**	**$**	**$**	**$ 159,947**	**$ 159,947**	**$ 466,376**
22142 SHERIFF`S COMM RESOURCES						
2173 DESIG-GENERAL	$ 32,087	$ 15,844	$ 15,844	$	$	$ 16,243
TOTAL 22142 SHERIFF`S COMM RESOURCES	**$ 32,087**	**$ 15,844**	**$ 15,844**	**$**	**$**	**$ 16,243**
22143 SHERIFF`S VOLUNTEER SERV GRP						
2173 DESIG-GENERAL	$ 102,765	$	$	$ 6,049	$ 6,049	$ 108,814
TOTAL 22143 SHERIFF`S VOLUNTEER SERV GRP	**$ 102,765**	**$**	**$**	**$ 6,049**	**$ 6,049**	**$ 108,814**
22144 SHER-CONTROLLED SUBTANCE						
2173 DESIG-GENERAL	$ 285,015	$ 52,916	$ 52,916	$	$	$ 232,099
TOTAL 22144 SHER-CONTROLLED SUBTANCE	**$ 285,015**	**$ 52,916**	**$ 52,916**	**$**	**$**	**$ 232,099**
22153 BKFD PLANNED SEWER #1						
2156 DESIG-INFRASTRUCTURE REPLACMNT	$ 2,271,701	$	$	$ 19,254	$ 19,254	$ 2,290,955
2173 DESIG-GENERAL	661					661
TOTAL 22153 BKFD PLANNED SEWER #1	**$ 2,272,362**	**$**	**$**	**$ 19,254**	**$ 19,254**	**$ 2,291,616**
22156 DIVCA LOCAL FRANCHISE FEE						
2173 DESIG-GENERAL	$ 649,091	$ 67,432	$ 67,432	$	$	$ 581,659
TOTAL 22156 DIVCA LOCAL FRANCHISE FEE	**$ 649,091**	**$ 67,432**	**$ 67,432**	**$**	**$**	**$ 581,659**
22158 BKFD PLANNED SEWER #2						
2156 DESIG-INFRASTRUCTURE REPLACMNT	$ 301,447	$	$	$ 16,817	$ 16,817	$ 318,264
2173 DESIG-GENERAL	858					858

State Controller Schedules | **COUNTY OF KERN** | **Schedule 4**
County Budget Act | **Obligated Fund Balances - By Governmental Funds**
January 2010 Edition, revision #1 | **Fiscal Year 2014-15**

Description	Obligated Fund Balances June 30, 2014	Decreases or Cancellations		Increases or New		Total Obligated Fund Balances the Budget Year
		CAO Recommended	Adopted by the Board of Supervisors	CAO Recommended	Adopted by the Board of Supervisors	
1	2	3	4	5	6	7
TOTAL 22158 BKFD PLANNED SEWER #2	**$ 302,305**	**$**	**$**	**$ 16,817**	**$ 16,817**	**$ 319,122**
22160 SHERIFF`S CAL-MMET						
2173 DESIG-GENERAL	$ 13,113	$	$	$ 25	$ 25	$ 13,138
TOTAL 22160 SHERIFF`S CAL-MMET	**$ 13,113**	**$**	**$**	**$ 25**	**$ 25**	**$ 13,138**
22161 HIDTA-STATE ASSET FORFEIT						
2173 DESIG-GENERAL	$ 46,175	$ 222	$ 222	$	$	$ 45,953
TOTAL 22161 HIDTA-STATE ASSET FORFEIT	**$ 46,175**	**$ 222**	**$ 222**	**$**	**$**	**$ 45,953**
22162 CAL-MMET-STATE ASSET FORFEIT						
2173 DESIG-GENERAL	$ 593,119	$ 43,144	$ 43,144	$	$	$ 549,975
TOTAL 22162 CAL-MMET-STATE ASSET FORFEIT	**$ 593,119**	**$ 43,144**	**$ 43,144**	**$**	**$**	**$ 549,975**
22163 HIGH TECH EQUIPMENT						
2173 DESIG-GENERAL	$ 3,971	$ 13	$ 13	$	$	$ 3,958
TOTAL 22163 HIGH TECH EQUIPMENT	**$ 3,971**	**$ 13**	**$ 13**	**$**	**$**	**$ 3,958**
22164 BKFD PLANNED SEWER #3						
2156 DESIG-INFRASTRUCTURE REPLACMNT	$ 5,198	$ 1,798	$ 1,798	$	$	$ 3,400
2173 DESIG-GENERAL	601					601
TOTAL 22164 BKFD PLANNED SEWER #3	**$ 5,799**	**$ 1,798**	**$ 1,798**	**$**	**$**	**$ 4,001**
22166 BKFD PLANNED SEWER #4						
2173 DESIG-GENERAL	$ 72,482	$ 2,172	$ 2,172	$	$	$ 70,310
TOTAL 22166 BKFD PLANNED SEWER #4	**$ 72,482**	**$ 2,172**	**$ 2,172**	**$**	**$**	**$ 70,310**
22167 BKFD PLANNED SEWER #5						
2156 DESIG-INFRASTRUCTURE REPLACMNT	$ 81,343	$ 3,776	$ 3,776	$	$	$ 77,567
2173 DESIG-GENERAL	611					611
TOTAL 22167 BKFD PLANNED SEWER #5	**$ 81,954**	**$ 3,776**	**$ 3,776**	**$**	**$**	**$ 78,178**
22173 CO PLANNED SEWER AREA A						
2156 DESIG-INFRASTRUCTURE REPLACMNT	$ 39,000	$	$	$ 8,444	$ 8,444	$ 47,444
2173 DESIG-GENERAL	157					157
TOTAL 22173 CO PLANNED SEWER AREA A	**$ 39,157**	**$**	**$**	**$ 8,444**	**$ 8,444**	**$ 47,601**

State Controller Schedules | **COUNTY OF KERN** | **Schedule 4**
County Budget Act | **Obligated Fund Balances - By Governmental Funds**
January 2010 Edition, revision #1 | **Fiscal Year 2014-15**

Description	Obligated Fund Balances June 30, 2014	Decreases or Cancellations		Increases or New		Total Obligated Fund Balances the Budget Year
		CAO Recommended	Adopted by the Board of Supervisors	CAO Recommended	Adopted by the Board of Supervisors	
1	2	3	4	5	6	7
22176 HEALTH-BIO TERRORISM GRANT						
2173 DESIG-GENERAL	$ 8,789	$	$	$ 7,928	$ 7,928	$ 16,717
TOTAL 22176 HEALTH-BIO TERRORISM GRANT	**$ 8,789**	**$**	**$**	**$ 7,928**	**$ 7,928**	**$ 16,717**
22177 CO PLANNED SEWER AREA B						
2173 DESIG-GENERAL	$ 924	$	$	$ 4	$ 4	$ 928
TOTAL 22177 CO PLANNED SEWER AREA B	**$ 924**	**$**	**$**	**$ 4**	**$ 4**	**$ 928**
22184 CSA #71 SEPTIC ABANDONMENT						
2156 DESIG-INFRASTRUCTURE REPLACMNT	$ 1,007,406	$	$	$ 63,148	$ 63,148	$ 1,070,554
2173 DESIG-GENERAL	932					932
TOTAL 22184 CSA #71 SEPTIC ABANDONMENT	**$ 1,008,338**	**$**	**$**	**$ 63,148**	**$ 63,148**	**$ 1,071,486**
22185 WRAPAROUND SAVINGS						
2173 DESIG-GENERAL	$ 1,968,918	$	$	$ 2,654,998	$ 2,654,998	$ 4,623,916
TOTAL 22185 WRAPAROUND SAVINGS	**$ 1,968,918**	**$**	**$**	**$ 2,654,998**	**$ 2,654,998**	**$ 4,623,916**
22187 RECORDERS ELECTRONIC RECORDING						
2173 DESIG-GENERAL	$ 276,611	$ 76,412	$ 76,412	$	$	$ 200,199
TOTAL 22187 RECORDERS ELECTRONIC	**$ 276,611**	**$ 76,412**	**$ 76,412**	**$**	**$**	**$ 200,199**
22188 FIREWORKS VIOLATIONS						
2173 DESIG-GENERAL	$ 78,709	$	$	$ 28,552	$ 28,552	$ 107,261
TOTAL 22188 FIREWORKS VIOLATIONS	**$ 78,709**	**$**	**$**	**$ 28,552**	**$ 28,552**	**$ 107,261**
22190 COMM CORR PERFORM INCENT FUND						
2173 DESIG-GENERAL	$ 16,748	$ 92	$ 92	$	$	$ 16,656
TOTAL 22190 COMM CORR PERFORM INCENT	**$ 16,748**	**$ 92**	**$ 92**	**$**	**$**	**$ 16,656**
24024 DA FAMILY - EXCESS REVENUE						
2173 DESIG-GENERAL	$ 700	$ 700	$ 700	$	$	$
TOTAL 24024 DA FAMILY - EXCESS REVENUE	**$ 700**	**$ 700**	**$ 700**	**$**	**$**	**$**
24028 D.A.-FEDERAL FORFEITURE						
2173 DESIG-GENERAL	$ 106,767	$	$	$ 5,604	$ 5,604	$ 112,371
TOTAL 24028 D.A.-FEDERAL FORFEITURE	**$ 106,767**	**$**	**$**	**$ 5,604**	**$ 5,604**	**$ 112,371**

State Controller Schedules | **COUNTY OF KERN** | **Schedule 4**
County Budget Act | **Obligated Fund Balances - By Governmental Funds**
January 2010 Edition, revision #1 | **Fiscal Year 2014-15**

Description	Obligated Fund Balances June 30, 2014	Decreases or Cancellations		Increases or New		Total Obligated Fund Balances the Budget Year
		CAO Recommended	Adopted by the Board of Supervisors	CAO Recommended	Adopted by the Board of Supervisors	
1	2	3	4	5	6	7
24038 DA-COURT ORDERED PENALTIES						
2173 DESIG-GENERAL	$ 1,376,379	$ 62,800	$ 62,800	$	$	$ 1,313,579
TOTAL 24038 DA-COURT ORDERED PENALTIES	**$ 1,376,379**	**$ 62,800**	**$ 62,800**	**$**	**$**	**$ 1,313,579**
24039 HOPST PREPAREDNESS PRGM GRANT						
2173 DESIG-GENERAL	$ 1,236	$	$	$ 1,899	$ 1,899	$ 3,135
TOTAL 24039 HOPST PREPAREDNESS PRGM	**$ 1,236**	**$**	**$**	**$ 1,899**	**$ 1,899**	**$ 3,135**
24041 EMS WEEK - DONATIONS						
2173 DESIG-GENERAL	$ 23,498	$	$	$ 549	$ 549	$ 24,047
TOTAL 24041 EMS WEEK - DONATIONS	**$ 23,498**	**$**	**$**	**$ 549**	**$ 549**	**$ 24,047**
24042 FIRE DEPT DONATIONS						
2173 DESIG-GENERAL	$ 70,375	$ 20,016	$ 20,016	$	$	$ 50,359
TOTAL 24042 FIRE DEPT DONATIONS	**$ 70,375**	**$ 20,016**	**$ 20,016**	**$**	**$**	**$ 50,359**
24043 STATE FIRE						
2173 DESIG-GENERAL	$ 1,946,791	$ 163,096	$ 163,096	$	$	$ 1,783,695
TOTAL 24043 STATE FIRE	**$ 1,946,791**	**$ 163,096**	**$ 163,096**	**$**	**$**	**$ 1,783,695**
24044 FIRE-HAZARD REDUCTION						
2173 DESIG-GENERAL	$ 162,735	$	$	$ 187,680	$ 187,680	$ 350,415
TOTAL 24044 FIRE-HAZARD REDUCTION	**$ 162,735**	**$**	**$**	**$ 187,680**	**$ 187,680**	**$ 350,415**
24047 FIRE-HELICOPTER OPERATIONS						
2173 DESIG-GENERAL	$ 623,004	$	$	$ 358,363	$ 358,363	$ 981,367
TOTAL 24047 FIRE-HELICOPTER OPERATIONS	**$ 623,004**	**$**	**$**	**$ 358,363**	**$ 358,363**	**$ 981,367**
24050 MOBILE FIRE KITCHEN						
2173 DESIG-GENERAL	$ 2,954	$ 6	$ 6	$	$	$ 2,948
TOTAL 24050 MOBILE FIRE KITCHEN	**$ 2,954**	**$ 6**	**$ 6**	**$**	**$**	**$ 2,948**
24057 INMATE WELF-SHER CORRECTION FC						
2173 DESIG-GENERAL	$ 4,774,551	$ 1,184,879	$ 1,184,879	$	$	$ 3,589,672
TOTAL 24057 INMATE WELF-SHER CORRECTION	**$ 4,774,551**	**$ 1,184,879**	**$ 1,184,879**	**$**	**$**	**$ 3,589,672**
24060 JUVENILE INMATE WELFARE						

State Controller Schedules | **COUNTY OF KERN** | **Schedule 4**
County Budget Act | **Obligated Fund Balances - By Governmental Funds**
January 2010 Edition, revision #1 | **Fiscal Year 2014-15**

Description	Obligated Fund Balances June 30, 2014	Decreases or Cancellations		Increases or New		Total Obligated Fund Balances the Budget Year
		CAO Recommended	Adopted by the Board of Supervisors	CAO Recommended	Adopted by the Board of Supervisors	
1	2	3	4	5	6	7
2173 DESIG-GENERAL	$ 190,786	$ 9,756	$ 9,756	$	$	$ 181,030
TOTAL 24060 JUVENILE INMATE WELFARE	**$ 190,786**	**$ 9,756**	**$ 9,756**	**$**	**$**	**$ 181,030**
24066 KERN CO CHILDREN`S						
2173 DESIG-GENERAL	$ 334,074	$ 33,765	$ 33,765	$	$	$ 300,309
TOTAL 24066 KERN CO CHILDREN`S	**$ 334,074**	**$ 33,765**	**$ 33,765**	**$**	**$**	**$ 300,309**
24067 KERN COUNTY LIBRARY DONATIONS						
2173 DESIG-GENERAL	$ 421,843	$	$	$ 224,786	$ 224,786	$ 646,629
TOTAL 24067 KERN COUNTY LIBRARY	**$ 421,843**	**$**	**$**	**$ 224,786**	**$ 224,786**	**$ 646,629**
24086 PEACE OFFICERS` TRAINING-POST						
2173 DESIG-GENERAL	$	$	$	$ 487	$ 487	$ 487
TOTAL 24086 PEACE OFFICERS` TRAINING-POST	**$**	**$**	**$**	**$ 487**	**$ 487**	**$ 487**
24088 CORE AREA METRO BFLD IMP FEE						
2173 DESIG-GENERAL	$ 52,024	$	$	$ 506,421	$ 506,421	$ 558,445
TOTAL 24088 CORE AREA METRO BFLD IMP FEE	**$ 52,024**	**$**	**$**	**$ 506,421**	**$ 506,421**	**$ 558,445**
24089 METRO BFLD TRANSPORT IMP FEE						
2173 DESIG-GENERAL	$ 5,173,058	$	$	$ 3,079,842	$ 3,079,842	$ 8,252,900
TOTAL 24089 METRO BFLD TRANSPORT IMP FEE	**$ 5,173,058**	**$**	**$**	**$ 3,079,842**	**$ 3,079,842**	**$ 8,252,900**
24091 ROSAMOND TRANSPORT IMP FEE						
2173 DESIG-GENERAL	$ 473,675	$	$	$ 47,113	$ 47,113	$ 520,788
TOTAL 24091 ROSAMOND TRANSPORT IMP FEE	**$ 473,675**	**$**	**$**	**$ 47,113**	**$ 47,113**	**$ 520,788**
24095 BAKERSFIELD MITIGATION						
2173 DESIG-GENERAL	$ 1,176,197	$	$	$ 16,944	$ 16,944	$ 1,193,141
TOTAL 24095 BAKERSFIELD MITIGATION	**$ 1,176,197**	**$**	**$**	**$ 16,944**	**$ 16,944**	**$ 1,193,141**
24096 TEH TRANSP IMPACT FEE CORE						
2173 DESIG-GENERAL	$ 12,214	$	$	$ 51	$ 51	$ 12,265
TOTAL 24096 TEH TRANSP IMPACT FEE CORE	**$ 12,214**	**$**	**$**	**$ 51**	**$ 51**	**$ 12,265**
24097 TEH TRANSP IMPACT FEE NON-CORE						
2173 DESIG-GENERAL	$ 1,287,956	$	$	$ 245,172	$ 245,172	$ 1,533,128

State Controller Schedules | **COUNTY OF KERN** | **Schedule 4**
County Budget Act | **Obligated Fund Balances - By Governmental Funds**
January 2010 Edition, revision #1 | **Fiscal Year 2014-15**

Description	Obligated Fund Balances June 30, 2014	Decreases or Cancellations		Increases or New		Total Obligated Fund Balances the Budget Year
		CAO Recommended	Adopted by the Board of Supervisors	CAO Recommended	Adopted by the Board of Supervisors	
1	2	3	4	5	6	7
TOTAL 24097 TEH TRANSP IMPACT FEE NON-	**$ 1,287,956**	**$**	**$**	**$ 245,172**	**$ 245,172**	**$ 1,533,128**
24098 PROJECT IMPACT MITIGATION FUND						
2173 DESIG-GENERAL	$	$	$	$ 14,333,500	$ 14,333,500	$ 14,333,500
TOTAL 24098 PROJECT IMPACT MITIGATION	**$**	**$**	**$**	**$ 14,333,500**	**$ 14,333,500**	**$ 14,333,500**
24105 JAMISON CENTER						
2173 DESIG-GENERAL	$ 134,052	$ 20,988	$ 20,988	$	$	$ 113,064
TOTAL 24105 JAMISON CENTER	**$ 134,052**	**$ 20,988**	**$ 20,988**	**$**	**$**	**$ 113,064**
24125 STRONG MOT INSTRUMENTATION						
2173 DESIG-GENERAL	$ 113,780	$ 107,180	$ 107,180	$	$	$ 6,600
TOTAL 24125 STRONG MOT INSTRUMENTATION	**$ 113,780**	**$ 107,180**	**$ 107,180**	**$**	**$**	**$ 6,600**
24126 TOBACCO EDUCATION CONTROL PROG						
2173 DESIG-GENERAL	$ 21,907	$ 5,960	$ 5,960	$	$	$ 15,947
TOTAL 24126 TOBACCO EDUCATION CONTROL	**$ 21,907**	**$ 5,960**	**$ 5,960**	**$**	**$**	**$ 15,947**
24137 VITAL & HEALTH STAT-HEALTH DPT						
2173 DESIG-GENERAL	$ 76,760	$ 18,873	$ 18,873	$	$	$ 57,887
TOTAL 24137 VITAL & HEALTH STAT-HEALTH	**$ 76,760**	**$ 18,873**	**$ 18,873**	**$**	**$**	**$ 57,887**
24138 VITAL & HEALTH STAT-RECORDER						
2173 DESIG-GENERAL	$ 341,585	$	$	$ 17,142	$ 17,142	$ 358,727
TOTAL 24138 VITAL & HEALTH STAT-RECORDER	**$ 341,585**	**$**	**$**	**$ 17,142**	**$ 17,142**	**$ 358,727**
24139 VITAL & HEALTH STAT-CO. CLERK						
2173 DESIG-GENERAL	$ 264	$	$	$ 548	$ 548	$ 812
TOTAL 24139 VITAL & HEALTH STAT-CO. CLERK	**$ 264**	**$**	**$**	**$ 548**	**$ 548**	**$ 812**
24300 OILDALE REVITALIZATION FUND						
2173 DESIG-GENERAL	$ 8,420	$	$	$	$	$ 8,420
TOTAL 24300 OILDALE REVITALIZATION FUND	**$ 8,420**	**$**	**$**	**$**	**$**	**$ 8,420**
25120 PARCEL MAP IN-LIEU FEES						
2173 DESIG-GENERAL	$ 278,915	$ 62,215	$ 62,215	$	$	$ 216,700
TOTAL 25120 PARCEL MAP IN-LIEU FEES	**$ 278,915**	**$ 62,215**	**$ 62,215**	**$**	**$**	**$ 216,700**

State Controller Schedules | **COUNTY OF KERN** | **Schedule 4**
County Budget Act | **Obligated Fund Balances - By Governmental Funds**
January 2010 Edition, revision #1 | **Fiscal Year 2014-15**

Description	Obligated Fund Balances June 30, 2014	Decreases or Cancellations		Increases or New		Total Obligated Fund Balances the Budget Year
		CAO Recommended	Adopted by the Board of Supervisors	CAO Recommended	Adopted by the Board of Supervisors	
1	2	3	4	5	6	7
26006 ARRA ENERGY STIMULUS GRANT						
2173 DESIG-GENERAL	$	$	$	$ 13	$ 13	$ 13
TOTAL 26006 ARRA ENERGY STIMULUS GRANT	**$**	**$**	**$**	**$ 13**	**$ 13**	**$ 13**
TOTAL SPECIAL REVENUE FUNDS	**$ 126,368,510**	**$ 14,226,155**	**$ 14,226,155**	**$ 45,235,672**	**$ 45,235,672**	**$ 157,378,027**
CAPITAL PROJECT FUND						
00004 ACO-GENERAL						
2156 DESIG-INFRASTRUCTURE REPLACMNT	$ 2,287,888	$ 8,206	$ 8,206	$	$	$ 2,279,682
2360 FUND BALANCE UNAVAILABLE						
TOTAL 00004 ACO-GENERAL	**$ 2,287,888**	**$ 8,206**	**$ 8,206**	**$**	**$**	**$ 2,279,682**
00012 ACO-STRUCTURAL FIRE						
2173 DESIG-GENERAL	$ 274,495	$	$	$ 1,081	$ 1,081	$ 275,576
TOTAL 00012 ACO-STRUCTURAL FIRE	**$ 274,495**	**$**	**$**	**$ 1,081**	**$ 1,081**	**$ 275,576**
00155 SEVENTH STANDARD ROAD PROJ						
2173 DESIG-GENERAL	$ 1,139,450	$ 1,139,450	$ 1,139,450	$	$	$
TOTAL 00155 SEVENTH STANDARD ROAD PROJ	**$ 1,139,450**	**$ 1,139,450**	**$ 1,139,450**	**$**	**$**	**$**
00220 7TH STANDARD WIDENING PROJECT						
2173 DESIG-GENERAL	$ 162,868	$	$	$ 16,501	$ 16,501	$ 179,369
TOTAL 00220 7TH STANDARD WIDENING PROJECT	**$ 162,868**	**$**	**$**	**$ 16,501**	**$ 16,501**	**$ 179,369**
00221 2009 COP CAPITAL PROJECTS						
2173 DESIG-GENERAL	$ 87,073	$ 52,616	$ 87,073	$	$	$
TOTAL 00221 2009 COP CAPITAL PROJECTS	**$ 87,073**	**$ 52,616**	**$ 87,073**	**$**	**$**	**$**
00222 HAGEMAN ROAD SOG FUND						
2173 DESIG-GENERAL	$ 90,905	$	$	$ 38,462	$ 38,462	$ 129,367
TOTAL 00222 HAGEMAN ROAD SOG FUND	**$ 90,905**	**$**	**$**	**$ 38,462**	**$ 38,462**	**$ 129,367**
00225 AB900 PHASE II CONSTRUCTION FU						
2172 DESIGN-JAIL FACILITY	$ 12,594,898	$ 12,594,898	$ 12,594,898	$	$	$
TOTAL 00225 AB900 PHASE II CONSTRUCTION FU	**$ 12,594,898**	**$ 12,594,898**	**$ 12,594,898**	**$**	**$**	**$**

State Controller Schedules | **COUNTY OF KERN** | **Schedule 4**
County Budget Act | **Obligated Fund Balances - By Governmental Funds**
January 2010 Edition, revision #1 | **Fiscal Year 2014-15**

Description	Obligated Fund Balances June 30, 2014	Decreases or Cancellations		Increases or New		Total Obligated Fund Balances the Budget Year
		CAO Recommended	Adopted by the Board of Supervisors	CAO Recommended	Adopted by the Board of Supervisors	
1	2	3	4	5	6	7
00235 TOBACCO SECUR PROCEEDS-CP FUND						
2151 DESIGN-CASH WITH TRUSTEE	$ 35,144,914	$	$	$	$	$ 35,144,914
2173 DESIG-GENERAL	15,556			6,143	6,143	21,699
TOTAL 00235 TOBACCO SECUR PROCEEDS-CP	**$ 35,160,470**	**$**	**$**	**$ 6,143**	**$ 6,143**	**$ 35,166,613**
TOTAL CAPITAL PROJECT FUNDS	**$ 51,798,047**	**$ 13,795,170**	**$ 13,829,627**	**$ 62,187**	**$ 62,187**	**$ 38,030,607**
TOTAL GOVERNMENTAL FUNDS	**$ 338,505,503**	**$ 28,935,667**	**$ 28,970,124**	**$ 83,776,905**	**$ 82,826,905**	**$ 392,362,284**
Arithmetic Results						COL 2-4+6
Total Transferred From					SCH 7, COL 5	
Total Transferred To	SCH 3, COL'S 4&5		SCH 2, COL 3		SCH 2, COL 7	

State Controller Schedules
County Budget Act
January 2010 Edition, revision #1

COUNTY OF KERN
Summary of Additional Financing Sources by Source and Fund
Governmental Funds
Fiscal Year 2014-15

Schedule 5

Description	Actual 2012-13	Actual 2013-14	CAO Recommended 2014-15	Adopted by the Board of Supervisors 2014-15
1	2	3	4	5
SUMMARIZATION BY SOURCE				
TAXES	$ 439,420,754	$ 424,710,871	$ 435,862,943	$ 435,862,943
LICENSES, PERMITS & FRANCHISES	23,401,099	37,979,971	20,853,347	20,853,347
FINES, FORFEITURES & PENALTIES	25,001,388	23,584,239	20,241,593	20,241,593
REV FROM USE OF MONEY & PROP	16,890,743	14,020,465	13,526,745	13,526,745
INTERGOVERNMENTAL REVENUES	771,841,219	805,659,070	835,678,507	835,678,507
CHARGES FOR SERVICES	144,483,187	149,074,690	150,054,280	150,054,280
MISCELLANEOUS REVENUES	241,146,935	263,309,344	170,407,999	170,555,999
OTHER FINANCING SOURCES	245,439,822	291,090,468	236,082,123	237,032,123
TOTAL SUMMARIZATION BY SOURCE	**$ 1,907,625,147**	**$ 2,009,429,118**	**$ 1,882,707,537**	**$ 1,883,805,537**
SUMMARIZATION BY FUND				
00001 GENERAL	$ 724,741,136	$ 711,975,388	$ 742,643,677	$ 742,643,677
00003 FISCAL STABILITY FUND				
00004 ACO-GENERAL	109,871	30,949,646	10,000	10,000
00007 ROAD	49,234,105	54,324,795	49,939,223	49,939,223
00011 STRUCTURAL FIRE	148,587,931	146,826,089	140,411,886	140,411,886
00012 ACO-STRUCTURAL FIRE	1,524	1,132	1,500	1,500
00120 BUILDING INSPECTION	6,627,953	7,125,881	5,473,910	5,473,910
00130 DEPT OF HUMAN SERVICES-ADMIN.	140,887,766	180,246,258	188,912,115	188,912,115
00140 HUMAN SERVICES-DIRECT FIN AID	198,787,503	187,491,738	205,813,680	205,813,680
00141 MENTAL HEALTH FUND	118,920,484	113,510,744	119,188,095	119,188,095
00145 AGING AND ADULT SERVICES	12,681,569	14,239,135	13,973,659	13,973,659
00155 SEVENTH STANDARD ROAD PROJ	28,628,715	28,619,245	5,000	5,000
00156 WHEELER RIDGE OVERPASS	8,074,153			
00160 WILDLIFE RESOURCES	10,314	9,436	8,000	8,000
00161 TIMBER HARVEST FUND	346	276	200	200
00163 PROBATION DJJ REALIGNMENT FUND	3,426,327	3,975,675	3,898,760	3,898,760
00164 REAL ESTATE FRAUD	242,095	346,063	481,800	481,800
00165 LITTER CLEAN UP	3,491	3,405	353	353
00170 OFF HWY MV LIC	155,023	141,510	140,000	140,000
00171 PL LOC DRN-SHAL	61	45	47	47
00172 PL LOC DRN-BRUND	725	537	562	562

State Controller Schedules County Budget Act January 2010 Edition, revision #1	COUNTY OF KERN Summary of Additional Financing Sources by Source and Fund Governmental Funds Fiscal Year 2014-15			Schedule 5
Description	Actual 2012-13	Actual 2013-14	CAO Recommended 2014-15	Adopted by the Board of Supervisors 2014-15
1	2	3	4	5
00173 PL LOC DRN-ORNGW	4,609	3,422	3,576	3,576
00174 PL LOC DRN-BRECK	198	147	154	154
00175 RANGE IMP SEC 15	7,721	6,979	7,655	7,655
00176 PL LOC DRN-OILDL	587	80,827	107,548	107,548
00177 RANGE IMP SEC 3	1,521	831	1,474	1,474
00178 INFORMATIONAL KIOSK FUND				
00179 PROBATION TRN FD	283,961	280,081	290,125	290,125
00180 DNA IDENTIFICATION	486,057	432,801	330,000	330,000
00181 LOCAL PUBLIC SAFETY	74,557,976	77,586,462	72,959,508	72,959,508
00182 SHER FAC TRNG FD	252,142	255,845	250,000	250,000
00183 KERN CO DEPT OF CHILD SUPPORT	21,391,845	21,233,805	22,355,130	22,355,130
00184 AUTOMATED FINGERPRINT FUND	290,804	272,345	256,000	256,000
00186 JUV JUST FAC TEMP CONST	142	243		
00187 EMERGENCY MEDICAL SERVICES FND	1,633,439	1,559,781	1,254,536	1,254,536
00188 AUTOMATED CO WARRANT SYSTEM	60,448	51,349	45,000	45,000
00190 DOMESTIC VIOL PG	144,751	158,546	142,000	142,000
00191 CRIMINAL JUS FACILITIES CONST	2,904,422	2,755,072	2,616,000	2,616,000
00192 RECORDER	3,569,635	3,363,315	3,985,430	3,985,430
00193 COURTHOUSE CONSTRUCTION FUND				
00194 RECORDER`S SSN TRUNCATION	160,734	353	5	5
00195 ALCOHOLISM PROG	100,304	89,629	72,587	72,587
00196 ALCOHOL ABUSE EDUCATION/PREV	86,042	78,220	61,748	61,748
00197 DRUG PROGRAM FUND	25,147	28,797	27,250	27,250
00198 RECORDERS MODERNIZATION FUND	804,417	658,547	643,653	643,653
00199 MICROGRAPHIC-RCD	160,721	353	5	5
00210 C.O.P.-KERN MEDICAL CENTER				
00220 7TH STANDARD WIDENING PROJECT	40,724,694	42,133,212	(1,100,000)	(1,100,000)
00221 2009 COP CAPITAL PROJECTS	56,466,034	71,019,742	1,925,239	3,023,239
00222 HAGEMAN ROAD SOG FUND	30,781,674	33,864,411		
00225 AB900 PHASE II CONSTRUCTION FU	12,000,000	22,544,898	102,200,000	102,200,000
00235 TOBACCO SECUR PROCEEDS-CP FUND	1,009,348	2,476,190	400,000	400,000
00264 TAX LOSS RESERVE	7,116,706	8,579,772	6,750,000	6,750,000
00266 REDEMPTION SYSTEMS	212,079	225,619	661,411	661,411
00270 ABATEMENT COST	41,295	80,196	10,000	10,000

State Controller Schedules County Budget Act January 2010 Edition, revision #1	COUNTY OF KERN Summary of Additional Financing Sources by Source and Fund Governmental Funds Fiscal Year 2014-15			Schedule 5
Description	Actual 2012-13	Actual 2013-14	CAO Recommended 2014-15	Adopted by the Board of Supervisors 2014-15
1	2	3	4	5
22010 COUNTY LOCAL REVENUE FUND 2011	143,695,521	174,856,608	153,221,274	153,221,274
22020 A-C FARM ADV AGRI RESEARCH				
22021 ANIMAL CARE DONATIONS	10,794	10,700	10,500	10,500
22023 ANIMAL CARE	124	76		
22027 STERILIZATION FUND	32,755	28,680	36,629	36,629
22036 BOARD OF TRADE-ADVERTISING	69,656	37,456	65,500	65,500
22042 GENERAL PLAN ADMIN SURCHARGE	578,164	663,069	466,000	466,000
22045 CO-WIDE CRIME PREV. P.C.1202.5	550	723		
22064 D.A.-LOCAL FORFEITURE TRUST	95,957	56,474	50,000	50,000
22066 SOLID WASTE-LEA GRANT	34,621	3,561		
22067 HEALTH-LOCAL OPTION	6,125	(23,807)		
22068 HLTH-STATE L.U.S.T. PROG	2,900	50		
22069 PUBLIC HEALTH MISCELLANEOUS	6,910	11,418	1,000	1,000
22072 HEALTH-FAX DEATH CERTIFICATES				
22073 HEALTH-MAA/TCM	94,319	93,462	100,400	100,400
22074 H1N1 PUB HLTH EMERG RESP FUNDS				
22076 CHILD RESTRAINT LOANER PRG	42,852	42,042	43,000	43,000
22079 D. A. EQUIPMENT/AUTOMATION	3,629	2,235	1,800	1,800
22082 KCIRT	3			
22085 MENTAL HEALTH SERVICES ACT	39,128,613	26,013,822	29,043,044	29,043,044
22086 MHSA PRUDENT RESERVE	3,574,394	45,143		
22087 CRIMINALISTICS LABORATORIES	122,591	23,855	18,000	18,000
22097 ASSET FORFEITURE 15 PERCENT	7,533	296		
22098 PROBATION ASSET FORFEITURE	11,028	1,948	400	400
22107 ASSET FORFEITURE FEDERAL		83,618		
22116 HEALTH-NNFP	8			
22121 TRUCK 21 REPLACEMENT	20	14		
22122 FIXED WING AIRCRAFT	847	153		
22123 VEHICLE/APPARATUS	135,531	101,083		
22125 HAZARDOUS WASTE SETTLEMNTS	50,500	158,988		
22126 SHERIFF`S-RURAL CRIME				
22127 SHERIFF`S CAL-ID	835,427	705,181	690,000	690,000
22128 SHERIFF`S CIVIL SUBPOENAS	10,525	(15,598)	7,036	7,036

State Controller Schedules County Budget Act January 2010 Edition, revision #1	COUNTY OF KERN Summary of Additional Financing Sources by Source and Fund Governmental Funds Fiscal Year 2014-15			Schedule 5
Description	Actual 2012-13	Actual 2013-14	CAO Recommended 2014-15	Adopted by the Board of Supervisors 2014-15
1	2	3	4	5
22129 KNET-SPC ASSET FORFEITURE REV	65,079	109,661	60,700	60,700
22131 SHERIFF`S DRUG ABUSE GANG DIVR	8,282	12,273	16,800	16,800
22132 SHERIFF`S TRAINING	67,932	124,934	75,050	75,050
22133 SHERIFF-WORK RELEASE	468,009	469,880	470,405	470,405
22137 SHERIFF-STATE FORFEITURE	57,545	94,513	60,000	60,000
22138 SHERIFF`S CIVIL AUTOMATED	197,607	158,946	175,000	175,000
22140 SHERIFFS FIREARMS	8,872	4,036	6,350	6,350
22141 SHERIFF-JUDGEMENT DEBTORS FEE	211,988	191,770	200,000	200,000
22142 SHERIFF`S COMM RESOURCES	419	456	200	200
22143 SHERIFF`S VOLUNTEER SERV GRP	13,758	8,693	11,000	11,000
22144 SHER-CONTROLLED SUBTANCE	38,864	97,840	304,000	304,000
22153 BKFD PLANNED SEWER #1	19,671	17,583	20,737	20,737
22156 DIVCA LOCAL FRANCHISE FEE	353,932	353,183	354,700	354,700
22158 BKFD PLANNED SEWER #2	5,063	8,057	10,375	10,375
22160 SHERIFF`S CAL-MMET	88	55	60	60
22161 HIDTA-STATE ASSET FORFEIT	800	377	400	400
22162 CAL-MMET-STATE ASSET FORFEIT	216,273	54,290	44,000	44,000
22163 HIGH TECH EQUIPMENT	22	16		
22164 BKFD PLANNED SEWER #3	1,535	18	19	19
22166 BKFD PLANNED SEWER #4	3,028	291	304	304
22167 BKFD PLANNED SEWER #5	3,781	324	338	338
22173 CO PLANNED SEWER AREA A	3,602	7,109	5,630	5,630
22176 HEALTH-BIO TERRORISM GRANT	714,538	485,111	562,898	562,898
22177 CO PLANNED SEWER AREA B	8	6	6	6
22184 CSA #71 SEPTIC ABANDONMENT	43,152	52,554	44,635	44,635
22185 WRAPAROUND SAVINGS	1,096,990	1,004,431	800,000	800,000
22187 RECORDERS ELECTRONIC RECORDING	191,265	160,931	166,915	166,915
22188 FIREWORKS VIOLATIONS	37,385	53,551	25,200	25,200
22190 COMM CORR PERFORM INCENT FUND	201,897	200,178	864	864
22195 PARKS DONATION FUND		24,585		
24024 DA FAMILY - EXCESS REVENUE	2,059			
24028 D.A.-FEDERAL FORFEITURE	14,190	5,605	1,500	1,500
24038 DA-COURT ORDERED PENALTIES	274,592	172,200	50,000	50,000
24039 HOPST PREPAREDNESS PRGM GRANT	(26,826)	91,409	66,044	66,044

State Controller Schedules County Budget Act January 2010 Edition, revision #1	COUNTY OF KERN Summary of Additional Financing Sources by Source and Fund Governmental Funds Fiscal Year 2014-15			Schedule 5
Description	Actual 2012-13	Actual 2013-14	CAO Recommended 2014-15	Adopted by the Board of Supervisors 2014-15
1	2	3	4	5
24041 EMS WEEK - DONATIONS	134	98	80	80
24042 FIRE DEPT DONATIONS	4,226	3,844	3,240	3,240
24043 STATE FIRE	214,797	12,905	14,000	14,000
24044 FIRE-HAZARD REDUCTION	405,159	335,680	302,000	302,000
24047 FIRE-HELICOPTER OPERATIONS	621,609	918,512	820,000	820,000
24050 MOBILE FIRE KITCHEN	16	12		
24057 INMATE WELF-SHER CORRECTION FC	2,701,365	4,077,375	4,020,000	4,020,000
24060 JUVENILE INMATE WELFARE	15,700	15,643	14,600	14,600
24066 KERN CO CHILDREN`S	208,580	207,627	209,871	209,871
24067 KERN COUNTY LIBRARY DONATIONS	110,909	179,786	157,000	157,000
24086 PEACE OFFICERS` TRAINING-POST	6,104	6,234		
24088 CORE AREA METRO BFLD IMP FEE	222,381	156,421	225,000	225,000
24089 METRO BFLD TRANSPORT IMP FEE	4,108,090	2,743,553	2,044,200	2,044,200
24091 ROSAMOND TRANSPORT IMP FEE	46,841	47,113		
24094 SOLID WASTE ENFORCEMENT				
24095 BAKERSFIELD MITIGATION	86,215	61,219	70,226	70,226
24096 TEH TRANSP IMPACT FEE CORE	69	51		
24097 TEH TRANSP IMPACT FEE NON-CORE	71,142	245,172		
24098 PROJECT IMPACT MITIGATION FUND		14,333,500		
24105 JAMISON CENTER	12,766	(106)	100	100
24125 STRONG MOT INSTRUMENTATION	92,334	81,517	92,438	92,438
24126 TOBACCO EDUCATION CONTROL PROG	112,915	169,829	150,160	150,160
24137 VITAL & HEALTH STAT-HEALTH DPT	55,886	59,602	55,000	55,000
24138 VITAL & HEALTH STAT-RECORDER	49,274	80,183	76,610	76,610
24139 VITAL & HEALTH STAT-CO. CLERK	1,986	2,304	2,000	2,000
24300 OILDALE REVITALIZATION FUND				
25120 PARCEL MAP IN-LIEU FEES	5,695	1,972	3,798	3,798
26000 ARRA AGING & ADULT (STIMULUS)	3	2		
26004 KC ARRA ETR				
26005 ARRA ROADS				
26006 ARRA ENERGY STIMULUS GRANT	1,894	24		
26007 ARRA PROBATION ASSISTANCE				
26008 CAL-MMET ARRA JAG GRANT	7,073			

State Controller Schedules County Budget Act January 2010 Edition, revision #1	COUNTY OF KERN Summary of Additional Financing Sources by Source and Fund Governmental Funds Fiscal Year 2014-15			Schedule 5
Description	Actual 2012-13	Actual 2013-14	CAO Recommended 2014-15	Adopted by the Board of Supervisors 2014-15
1	2	3	4	5
40390 REXLAND ACRES SEWER IMPRVMNT	9,214,142	9,214,142		
TOTAL SUMMARIZATION BY FUND	**$ 1,907,625,147**	**$ 2,009,429,118**	**$ 1,882,707,537**	**$ 1,883,805,537**
Total Transferred From	SCH 6, COL 4	SCH 6, COL 5	SCH 6, COL 6	SCH 6, COL 7
Total Transferred To				SCH 2, COL 4
Summarization Totals Must Equal				Total by Source = Total by Fund

State Controller Schedules
County Budget Act
January 2010 Edition, revision #1

COUNTY OF KERN
Detail of Additional Financing Sources by Fund and Account
Governmental Funds
Fiscal Year 2014-15

Schedule 6

Fund Name	Financing Source Category	Financing Source Account	Actual 2012-13	Actual 2013-14	CAO Recommended 2014-15	Adopted by the Board of Supervisors 2014-15
1	2	3	4	5	6	7
GENERAL FUNDS						
GENERAL						
	CHARGES FOR SERVICES					
		CHARGES FOR CURRENT SERVICES				
		4303 SPECIAL ASSESSMENTS-CURRENT	$ 203,868	$ 207,033	$ 195,000	$ 195,000
		4305 ASSESSMENT & TAX COLL FEES	223,359	242,879	221,875	221,875
		4307 SUPPL ROLL ASSESSMENT FEES	1,686,819	1,346,103	1,500,142	1,500,142
		4308 SEGREGATION/LIEN REMOVAL FEE	7,897	3,896	3,000	3,000
		4309 REDEMTION INST PLAN FEE	92,300	91,500	89,000	89,000
		4311 TAX DEEDED FEE	26,903	30,975	26,000	26,000
		4312 M/H CLEARANCE CERTIFICATE FEE	1,100	1,164	1,000	1,000
		4314 RDA DISSOLUTION ADMIN COST	47,229	27,831	5,000	5,000
		4315 PROPERTY TAX ADM CHARGES-2557	1,526,668	1,519,163	1,555,653	1,555,653
		4326 AIRCRAFT EXEMPION FEES	350	315	420	420
		4327 SMARA ADMINISTRATION		7,200		
		4335 INVESTMENT FEES	2,409,243	2,742,271	3,055,133	3,055,133
		4350 COMMUNICATION SERVICE	147,226	154,891	151,349	151,349
		4351 KGOV SERVICES-NON COUNTY	14,262	70,626	26,300	26,300
		4370 ELECTION SERVICES	652,559	159,107	160,000	160,000
		4375 ELECTION SERVICES-FILING FEES	33,142	34,873	40,000	40,000
		4410 LEGAL SERVICES	3,461,043	3,865,333	4,073,970	4,073,970
		4430 ENVIRONMENTAL IMPACT REPORTS	585,177	853,954	830,000	830,000
		4431 APPLICANT REIMB OF CONTRACTS	2,358,119	3,454,227	3,000,000	3,000,000
		4432 SPECIFIC PLAN SURCHARGE	50	200	200	200
		4433 MOBILE HOME PK PLOT PLN REVIEW	626	7,900	9,000	9,000
		4435 NEGATIVE DECLARATION	92,806	98,527	100,000	100,000
		4436 WIND GENERATED PLOT PLN REVIEW	220		800	800
		4437 PLANNERS PROJECT BILLINGS		263,203		
		4438 PARCEL MAPS	85,671	112,668	100,000	100,000
		4441 MINOR PLAN MODIFICATIONS	7,750	10,100	9,000	9,000
		4442 WILLIAMSON ACT ENFORCEMENT				
		4444 LANDSCAPING PLOT PLAN REVIEW	550	1,200	600	600
		4445 GENERAL PLAN AMENDMENTS	66,572	34,835	60,000	60,000
		4448 CLUSTER COMBING SITE PL RVW				
		4449 SPECIAL PLANNING DIST PLN RVW				

State Controller Schedules County Budget Act January 2010 Edition, revision #1	COUNTY OF KERN Detail of Additional Financing Sources by Fund and Account Governmental Funds Fiscal Year 2014-15	Schedule 6

Fund Name	Financing Source Category	Financing Source Account		Actual 2012-13	Actual 2013-14	CAO Recommended 2014-15	Adopted by the Board of Supervisors 2014-15
1	2	3		4	5	6	7
		4450	TRACT MAPS	71,929	16,705	15,000	15,000
		4451	FLOOD HAZARD EVALUATION	124,000	152,266	144,000	144,000
		4452	STREETS/VACATIONS	48,015	19,890	22,500	22,500
		4454	ALQUIST-PRIOLO EVALUATION	850		850	850
		4456	DEVELOPMENT AGREEMENT	7,409	1,000	5,000	5,000
		4457	MINING RECLAMATION ASSUR. RVW	31,103	19,656	24,000	24,000
		4458	SURFACE MINE INSPECTION	33,641	48,798	54,000	54,000
		4459	LTR MAP REV/FLOODWAY REV PROC				
		4460	RESEARCH FEE	2,284	2,191	5,320	5,320
		4461	DRAINAGE PLN REV/MOBILEHOME PK				
		4465	PLANNING AND ENGINEERING SERV	67,019	170,555	105,293	105,293
		4468	HOUSE NUMBER ASSIGNMENT	6,370	6,375	7,000	7,000
		4469	MINE INT MGMT REVIEW	260	260	260	260
		4470	PROC & FILING FEES (ANNEX)	5,604	6,029	5,700	5,700
		4471	RECORD SURVEY MAPS EXAMS	27,158	26,667	27,000	27,000
		4473	TM/PM-TIME EXT IMPROV AGREEMNT	800	600	600	600
		4475	SUBSCRIPTION SERVICE				
		4477	LIQUOR LICENSE DETERMINATION	3,500	5,500	5,000	5,000
		4480	APPEALS-ZONING	13,072	4,063	5,000	5,000
		4481	TEMPORARY ANIMAL PERMIT	100	50		
		4482	AMEND LAND USE CONTRACT	725	925	500	500
		4483	NOTICE OF NON-RENEWAL	620	310	2,000	2,000
		4485	APPEALS-OTHER	420	420	600	600
		4550	AGRICULTURAL SERVICES	1,500,491	1,680,606	1,619,454	1,619,454
		4565	SMALL CLAIMS ADVISORY SERVICE				
		4570	CIVIL PROCESS SERVICES	410,752	349,170	415,000	415,000
		4571	CIVIL BENCH WARRANT SERV FEES	6,200	4,850	6,000	6,000
		4590	COURT FEES AND COSTS	36,669	31,992	27,300	27,300
		4591	MISC CIVIL/SMALL CLAIMS FEES				
		4595	COURT FEES-TRAFFIC SCHOOLS	3,076,365	3,128,491	2,800,000	2,800,000
		4596	COURT FEES-TRAFFIC SCHOOL ADM	1,792,237	1,796,226	1,680,000	1,680,000
		4597	COURT INSTALLMENT ACCOUNT FEE	37,396	37,883	36,000	36,000
		4598	JAIL-BOOKING CHARGE	73,491	308,097	150,000	150,000
		4620	ESTATE FEES	13,146	13,298	15,000	15,000

State Controller Schedules County Budget Act January 2010 Edition, revision #1	COUNTY OF KERN Detail of Additional Financing Sources by Fund and Account Governmental Funds Fiscal Year 2014-15	Schedule 6

Fund Name	Financing Source Category	Financing Source Account		Actual 2012-13	Actual 2013-14	CAO Recommended 2014-15	Adopted by the Board of Supervisors 2014-15
1	2	3		4	5	6	7
		4641	IMPOUNDS-LEASH LAW	21,345	27,827	29,650	29,650
		4642	POUND OPER & ADOPTION FEES	258,089	191,835	171,500	171,500
		4660	LAW ENFORCEMENT SERVICES	353,928	271,160	260,000	260,000
		4662	LAW ENFORCEMENT CONTRACT-WASCO	2,979,404	3,022,617	3,018,169	3,018,169
		4663	RIDGECREST JAIL AGREEMENT	258,026			
		4664	LAW ENFORCEMENT CONT-MCFARLAND				
		4665	EXTRADITIONS-REIMBURSEMENTS			2,000	2,000
		4666	LAW ENFORCEMENT CONTRACT-MARIC		105,087	105,087	105,087
		4667	K-9-UNIT DONATIONS	9,399		3,000	3,000
		4680	RECORDING FEES	1,225,795	1,071,277	1,107,000	1,107,000
		4681	COPY & PROCESS FEES	295,053	314,444	305,500	305,500
		4701	IMPROVMNT PLAN CHECK FINAL MAP		46,008	36,000	36,000
		4702	PARCEL MAP CHECKING FEE	30,925	63,025	36,000	36,000
		4703	LEGAL DESCRIPTION REVIEWS	15,000	19,000	16,500	16,500
		4704	IMPRVMNT PLAN CHECK PARCELMAP	14,906	29,497	36,000	36,000
		4705	FINAL MAP CHECKING FEE	31,890	12,390	36,000	36,000
		4706	REVISED PARCEL MAP CHECK FEE		200	300	300
		4707	CODE ENFORCEMENT FEE	223,592	282,766	300,000	300,000
		4720	CHLD HLTH DISAB PREV-PM160	69,891	45,291	59,372	59,372
		4721	CLINIC FEES	289,962	305,472	422,822	422,822
		4722	EARLY INTERVENTN/PHN CASE MGMT	559,100	417,334	450,129	450,129
		4723	MEDI-CAL CLINIC	307,222	255,288	290,376	290,376
		4726	MEDI-CAL DOT	17,168	34,104	30,000	30,000
		4727	MEDI-CAL FAMILY PLANNING	273,943	353,036	372,399	372,399
		4731	C.O.L.T. HEALTH SERVICES				
		4735	HEALTH SERVICES-FOOD	175,670	213,455	232,750	232,750
		4737	HEALTH SERVICES-HOUSING	21,204	18,396	17,534	17,534
		4740	HEALTH SERVICES-WATER	623,587	778,448	625,000	625,000
		4745	HEALTH SERVICES-LAND DEVELOPMT	137,187	69,774	115,000	115,000
		4750	HEALTH SERVICES-SOLID WASTE	29,860	59,875	54,640	54,640
		4751	HEALTH SERVICES-HAZARDOUS WST	124,768	166,417	167,174	167,174
		4755	LABORATORY FEES	1,252,269	959,218	1,050,000	1,050,000
		4756	LABORATORY CLINIC-FEES	14,464	79,014	75,000	75,000
		4757	LABORATORY MEDI-CAL FEES	178,575	364,392	380,000	380,000

State Controller Schedules County Budget Act January 2010 Edition, revision #1	COUNTY OF KERN Detail of Additional Financing Sources by Fund and Account Governmental Funds Fiscal Year 2014-15	Schedule 6

Fund Name	Financing Source Category	Financing Source Account		Actual 2012-13	Actual 2013-14	CAO Recommended 2014-15	Adopted by the Board of Supervisors 2014-15
1	2	3		4	5	6	7
		4760	MEDICAL MARIJUANA PROGRAM	10,408	9,641	8,000	8,000
		4820	CRIPPLED CHILDREN SERV REIMB	2,200	2,000	2,000	2,000
		4822	CCS ENROLLMENT FEES	5,484	5,246	4,600	4,600
		4975	JUVENILE COURT WARDS	362,515	341,591	305,000	305,000
		4982	PRIS STATE REIMB	1,092,112	504,941	305,000	305,000
		4985	FEDERAL PRISONERS	7,040,366	6,105,923	6,148,749	6,148,749
		4990	OTHER REIMBURSEMENTS	525,319	539,827	381,208	381,208
		4992	UNSECURED COLLECTION REIMBURSE	125,479	144,334	120,252	120,252
		4994	TAX SALE CONTACT REIMBURSEMENT	5,500	4,400	5,400	5,400
		4995	REIMBURSE FOR JUVENILE CARE	27,032	18,881	30,000	30,000
		5005	C.Y.A. REIMBURSEMENT	5,079	344	3,000	3,000
		5150	LIBRARY SERV-BOOK FINES &DAMGS	352,537	299,441	320,000	320,000
		5180	VEHICLE ENTRY FEES	320,348	289,289	305,000	305,000
		5185	BOAT USAGE FEES-DAILY	119,695	95,917	97,950	97,950
		5195	BOAT USAGE FEES-YEARLY PASS	149,595	94,203	122,550	122,550
		5200	CAMPING AND PICNIC FEES	655,463	655,857	702,000	702,000
		5203	CAMP RESERVATION FEE	37,972	38,251	38,550	38,550
		5205	CONCESSIONS	20,912	15,976	20,650	20,650
		5215	FISHING FEES	50,137	40,446	40,875	40,875
		5235	OTHER PARKS & RECREATION FEES	70,434	71,028	69,701	69,701
		5236	PARKS & REC-RENTAL INSURANCE	19,006	19,897	21,300	21,300
		5237	PARKS & REC-SECURITY GUARDS	7,138	5,993	7,000	7,000
		5244	OTHER SERVICE GOV`T-CUSTODIAL	40,835	41,514	33,000	33,000
		5245	REIMB CHILD RESTRAINT LOANER	7,595	13,717	11,000	11,000
		5248	DA-DRUG TEST FEES	56,206	87,285		
		5249	OTHER SERV-TELEPHONE CHARGES	678,365	698,593	831,026	831,026
		5250	REIMB TX DEEDED LAND SALE FEES	83,997	84,250	75,000	75,000
		5252	INTERNET SERVICES	132,590	123,201	45,633	45,633
		5253	REIMB FOR BODY TRANSPORTATION	6,000	3,900	6,000	6,000
		5255	REIMBURSEMENT FOR BURIAL	21,625	20,633	20,000	20,000
		5256	POSTMORTEM EXAMINATION FEE		1,000	1,000	1,000
		5257	KGOV SERVICES-COUNTY	4,893	5,361	5,250	5,250
		5260	OTHER SERV FOR GOVTL AGENCIES	10,358,744	9,152,386	10,584,997	10,584,997
		5261	OTHER SVCS GOVT AGCY-NON MAINT	42,207	56,694	35,100	35,100

State Controller Schedules
County Budget Act
January 2010 Edition, revision #1

COUNTY OF KERN
Detail of Additional Financing Sources by Fund and Account
Governmental Funds
Fiscal Year 2014-15

Schedule 6

Fund Name	Financing Source Category	Financing Source Account		Actual 2012-13	Actual 2013-14	CAO Recommended 2014-15	Adopted by the Board of Supervisors 2014-15
1	2	3		4	5	6	7
		5262	OTHER SVCS GOVT AGCY-M&S	18,036	21,029	10,000	10,000
		5268	HAZARDOUS MATERIALS CNTR FEE	1,940,969	1,859,884	1,920,981	1,920,981
		5271	PARCEL CUT & COMBINE FEE	2,380	560	1,320	1,320
		5272	CLEAN AIR ACT				
		5273	PROP CHARACTERISTICS FEE	231	290	211	211
		5274	ASSESSMENT INFORMATION FEE	7,529	6,789	8,100	8,100
		5275	PHOTO COPIES	74,834	115,847	94,959	94,959
		5280	OTHER SERVICES	3,744,483	4,080,759	4,686,775	4,686,775
		5284	SHERIFF-COURT SERVICES				
		5285	DATA PROCESSING SERVICES	26,661	34,418	29,566	29,566
		5286	D.A.-NSF CHECK ADMIN FEE	50,879	24,252	421,853	421,853
		5287	D.A.-NSF CHECK DIVERSION FEE				
		5288	WEIGHTS & MEAS N/C TESTING FEE	4,457	5,398	4,000	4,000
		5289	WEIGHTS & MEAS TESTING FEES	1,345	977	1,200	1,200
		5290	WEIGHTS & MEAS DEVISE REG FEES	495,446	539,892	525,193	525,193
		5291	CAFETERIA SERVICES	2,575	1,552	1,850	1,850
		5292	REIMB PROBATION SERVICES	432,276	411,874	405,000	405,000
			TOTAL CHARGES FOR CURRENT SERVICES	**$ 60,155,246**	**$ 59,446,975**	**$ 61,014,520**	**$ 61,014,520**
		CHARGES FOR SERVICES-INTERFUND					
		5301	I/F-COMMUNICATION SERVICES	$ 446,269	$ 453,740	$ 506,588	$ 506,588
		5302	I/F-GENERAL SERVICES	694,385	696,860	744,600	744,600
		5304	I/F-SPEC INVESTIGATIONS UNIT	2,462,864	2,522,595	2,780,000	2,780,000
		5306	I/F-LEGAL SERVICES	2,398,478	2,834,126	2,837,120	2,837,120
		5307	I/F-D.P. TELEPHONE CHARGES	1,452,426	1,829,719	1,496,377	1,496,377
		5308	I/F-DATA PROCESSING SERVICES	974,614	1,008,606	1,075,905	1,075,905
		5310	I/F-ENGINEERING & SURVEY SVCS	1,550,862	1,319,637	1,389,000	1,389,000
		5312	I/F-ROADS	269,577	288,963	260,000	260,000
		5314	I/F-HLTH PATERNITY OPPORTUNITY	1,880	1,830	1,600	1,600
		5316	I/F-PLANNING/BUILDING INSP.	210,915	245,210	252,500	252,500
		5320	I/F-REIMB COUNTYWIDE COST PLAN	3,454,413	3,239,796	5,690,308	5,690,308
		5326	I/F-COPY AND PROCESS FEES	4,903	850	1,000	1,000
		5331	DEFERRED COMP ADMIN FEES	303,000	234,000	237,478	237,478
		5334	I/F-INSURANCE PREM REIMB	258,406	265,556	365,716	365,716
		5336	I/F-INTERFUND REVENUE-OTHER	2,118,018	2,069,942	2,159,983	2,159,983

State Controller Schedules
County Budget Act
January 2010 Edition, revision #1

COUNTY OF KERN
Detail of Additional Financing Sources by Fund and Account
Governmental Funds
Fiscal Year 2014-15

Schedule 6

Fund Name	Financing Source Category	Financing Source Account		Actual 2012-13	Actual 2013-14	CAO Recommended 2014-15	Adopted by the Board of Supervisors 2014-15
1	2	3		4	5	6	7
		5341	I/F-NON MAINT	34,916	55,584	28,000	28,000
		5342	I/F-M&S	36,953	69,943	41,000	41,000
		5344	I/F-CUSTODIAL	312,692	282,908	321,324	321,324
		5345	I/F-INTERNET SERVICES	128,637	143,740	189,515	189,515
		5346	I/F-KGOV SERVICES				
		5347	I/F-REPROGRAPHICS	1,232	1,100	1,250	1,250
			TOTAL CHARGES FOR SERVICES-INTERFUND	**$ 17,115,440**	**$ 17,564,705**	**$ 20,379,264**	**$ 20,379,264**
			TOTAL CHARGES FOR SERVICES	**$ 77,270,686**	**$ 77,011,680**	**$ 81,393,784**	**$ 81,393,784**
	FINES, FORFEITURES & PENALTIES						
		3455	VEHICLE CODE FINES	$ 1,239,683	$ 809,651	$ 734,800	$ 734,800
		3460	VEHICLE CODE FINES-CO. PORTION	31,276	29,150	28,650	28,650
		3463	RR GRADE CROSSING FINES-30% CO	247	232	200	200
		3465	JUVENILE TRAFFIC FINES	217	222	150	150
		3480	OTHER COURT FINES	2,689,601	2,631,062	2,507,250	2,507,250
		3481	FINES & PENALTIES	1,393,990	1,343,813	1,150,320	1,150,320
		3482	PROOF OF CORRECTION FEE	101,237	106,342	102,500	102,500
		3491	PARKING FINES-EQUIPMENT	113,677	80,729	103,200	103,200
		3495	LITTERING FINES		575	3,200	3,200
		3505	JUVENILE COURT COSTS				
		3510	ADULT COURT COSTS & FINES	1,069	662	600	600
		3520	PESTICIDE FINES-AB 1614	16,750	25,000	18,050	18,050
		3525	COTTON PLOWDOWN FINES			100	100
		3550	FORFEITURES & PENALTIES	442,610	224,503	260,782	260,782
		3555	JUDGMENTS & DAMAGES	2,291,154	13,891		
		3560	PENALTIES-PROPERTY TAXES	1,474,361	1,966,782	1,525,000	1,525,000
		3565	PENALTIES-REDEMPTIONS	252,284	421,508	225,000	225,000
		3570	REDEMPTION FEE	116,474	118,025	115,000	115,000
			TOTAL FINES, FORFEITURES & PENALTIES	**$ 10,164,630**	**$ 7,772,147**	**$ 6,774,802**	**$ 6,774,802**
	INTERGOVERNMENTAL REVENUES						
		FEDERAL					
		4051	FEDERAL-SOCIAL SERVICES	$	$	$	$
		4070	FEDERAL- DUI PROS	390,275	387,344	500,000	500,000

State Controller Schedules County Budget Act January 2010 Edition, revision #1	COUNTY OF KERN Detail of Additional Financing Sources by Fund and Account Governmental Funds Fiscal Year 2014-15	Schedule 6

Fund Name	Financing Source Category	Financing Source Account		Actual 2012-13	Actual 2013-14	CAO Recommended 2014-15	Adopted by the Board of Supervisors 2014-15
1	2	3		4	5	6	7
		4080	FEDERAL-COPS GRANT	2,465,342	2,031,909		
		4097	FEDERAL-AID USDA				
		4100	FEDERAL-HEALTH-ADMINISTRATION	707,042	707,184	529,556	529,556
		4110	FEDERAL-AID FOR DISASTER	3,006			
		4115	FEDERAL-FOREST RESERVE REVENUE	8,132	7,326	8,000	8,000
		4127	FEDERAL-TITLE IV-E	6,745,211	2,865,175	3,000,000	3,000,000
		4135	FEDERAL-IN LIEU PAYMENTS	2,473,776	2,641,085	2,400,000	2,400,000
		4140	FEDERAL-OTHER AID	1,592,811	2,587,493	4,044,295	4,044,295
		4145	FEDERAL-FLOOD CONTROL & DRAIN	306,106	9,120		
		4150	FED-AID FOR MATRNL&CHILD HLTH	1,393,297	1,492,273	1,676,687	1,676,687
		4160	FEDERAL- PEBT PROGRAM	394,260	(280,872)		
		4175	FEDERAL ARRA (STIMULUS)	286,815			
			TOTAL FEDERAL $	**16,766,073 $**	**12,448,037 $**	**12,158,538 $**	**12,158,538**
		OTHER					
		4200	OTHER IN LIEU TAXES	$ 74,564	$ 50,069	$ 10,000	$ 10,000
		4220	OTHER AID FROM GOVTMNTL AGNCS	370,998	115,259	327,492	327,492
		4222	OTHER AID-RDA PASS THRU	3,447,403	4,328,611	5,000,000	5,000,000
		4224	OTHER AID-ABX1 26 EXCESS REV	3,847,147	499,132		
			TOTAL OTHER $	**7,740,112 $**	**4,993,071 $**	**5,337,492 $**	**5,337,492**
		STATE					
		3821	ST AID-MTR VH IN LIEU-RLGNMT	$ 16,773,694	$ 15,890,368	$ 16,831,764	$ 16,831,764
		3823	STATE AID-VL EXCESS R&T11001.5	368,299	307,640	300,000	300,000
		3837	STATE-AID W&I STABILIZATION	1,996,000	1,996,000	1,966,000	1,966,000
		3838	STATE-AID WELFARE-REALIGNMENT	30,580,215	31,605,118	35,947,613	35,947,613
		3844	STATE-SOCIAL SERVICES	24,441			
		3865	STATE AID	589,679	121,205	15,700	15,700
		3869	STATE-AID DNA DATA BASE	200,913	429,414	250,000	250,000
		3895	STATE-HEALTH - ADMINISTRATION	8,271,130	8,684,513	9,241,350	9,241,350
		3896	STATE-AID HEALTH-REALIGNMENT	6,808,669	2,520,175	3,105,700	3,105,700
		3906	STATE-AID MENTAL HLT-REALIGNMT				
		3915	STATE-AID FOR AGRICULTURE	3,021,683	3,229,110	2,796,652	2,796,652
		3925	STATE-AID FOR CONSTRUCTION	2,386,247	304,739	1,266,175	1,266,175
		3932	STATE-AID SUPPL LAW ENFORCEMNT	27,222	3,177		
		3940	STATE-AID FOR VETERANS AFFAIRS	73,510	77,245	68,000	68,000
		3941	STATE-AID VETERANS LIC PLATES	21,996	28,312	29,000	29,000

State Controller Schedules
County Budget Act
January 2010 Edition, revision #1

COUNTY OF KERN
Detail of Additional Financing Sources by Fund and Account
Governmental Funds
Fiscal Year 2014-15

Schedule 6

Fund Name	Financing Source Category	Financing Source Account		Actual 2012-13	Actual 2013-14	CAO Recommended 2014-15	Adopted by the Board of Supervisors 2014-15
1	2	3		4	5	6	7
		3945	STATE-AID HOMEOWNER PROP TX RL	1,489,388	1,419,882	1,300,000	1,300,000
		3951	ST-AID VICTIM WITNESS	6,254	230,155	544,392	544,392
		3955	STATE-AID FOR OTHER STATE AID	10,684,036	10,712,855	7,720,093	7,720,093
		3958	STATE-STATE PRISONER PROS	1,400,000	2,254,182	2,480,000	2,480,000
		3959	STATE-CSA JPCF PROGRAM	23,807			
		3962	STATE-AID SEX OFF.FINE PC290.3	177	376		
		3964	STATE-AID AUTO INS FRAUD	311,194	239,105	300,000	300,000
		3966	STATE-AID KRN ANTI-DRUG ABUSE	110,252	431,064	327,449	327,449
		3968	STATE-AID DMV AUTO THEFT	517,374	533,673	509,000	509,000
		3970	STATE-AID FOR DEVICE RPRMN REG	230,325	213,991	170,000	170,000
		3971	STATE-AID WRKRS COMP INS FRAUD	1,411,632	623,013	600,000	600,000
		3976	STATE-AID FOR DISASTER	58			
		3980	STATE-AID FOR COUNTY LIBRARIES	5,554	44,466		
		3995	STATE-AID MANDATED COST REIMB	408,660	363,753	877,911	877,911
		4026	STATE-AID RURAL CRIME	10,161			
		4046	STATE AID-TRIAL COURT FUNDING	2,065,766	2,364,394	2,215,118	2,215,118
			TOTAL STATE	**$ 89,818,336**	**$ 84,627,925**	**$ 88,861,917**	**$ 88,861,917**
			TOTAL INTERGOVERNMENTAL REVENUES	**$ 114,324,521**	**$ 102,069,033**	**$ 106,357,947**	**$ 106,357,947**
	LICENSES, PERMITS & FRANCHISES						
		3155	ANIMAL LICENSES	$ 301,775	$ 266,672	$ 320,000	$ 320,000
		3160	BUSINESS LICENSES	62,052	45,787	48,040	48,040
		3276	HOME OCCUPATION PERMIT	3,200	3,650	3,500	3,500
		3281	TEMPORARY PRECISE DEV PLAN	2,580	1,620	2,000	2,000
		3284	LRG FAMILY DAY CARE HOME PRMT	160	160	160	160
		3286	ZONE MODIFICATION	8,430	1,660	7,000	7,000
		3287	VARIANCE TO FLOOD REQUIREMENT				
		3288	DETERMINATION OF SIMILAR USE	440	440	220	220
		3289	COND USE-W/DISCRETIONARY PRMT	5,000	4,050	5,000	5,000
		3292	EXTENSION OF TIME-DIRECTOR	2,250	1,850	2,300	2,300
		3294	CONDITIONAL CERT OF COMPLIANCE	2,820	1,980	5,000	5,000
		3305	ZONE CHANGE	52,064	66,330	60,000	60,000
		3310	CONDITIONAL USE PERMIT	118,963	149,416	120,000	120,000
		3315	VARIANCE	37,805	33,116	40,000	40,000

State Controller Schedules
County Budget Act
January 2010 Edition, revision #1

COUNTY OF KERN
Detail of Additional Financing Sources by Fund and Account
Governmental Funds
Fiscal Year 2014-15

Schedule 6

Fund Name	Financing Source Category	Financing Source Account		Actual 2012-13	Actual 2013-14	CAO Recommended 2014-15	Adopted by the Board of Supervisors 2014-15
1	2	3		4	5	6	7
		3325	PRECISE DEVELOPMENT PLAN	48,296	41,774	40,000	40,000
		3330	OTHER ZONING	85,941	84,857	80,000	80,000
		3335	AGRICULTURAL PRES APPLICATION	6,786	9,885	10,000	10,000
		3340	AGRICULTURAL PRES CANCEL FEE	22,070	13,488	15,000	15,000
		3345	AGRICULTURAL PRES-OTHER	6,900	8,154	9,500	9,500
		3350	FRANCHISES	5,317,984	6,068,620	5,888,000	5,888,000
		3351	FRANCHISES-CABLE	1,739,262	1,744,141	1,650,000	1,650,000
		3360	GUN PERMITS	187,583	207,455	200,000	200,000
		3365	MARRIAGE LICENSES	162,527	180,394	170,701	170,701
		3375	CARDROOM EMPLOYEE PERMITS	250,083	250,781	250,000	250,000
		3384	SOLID WASTE HEALTH PERMITS	418,620	411,250	423,146	423,146
		3385	BINGO LICENSES	750	650	600	600
		3387	AMBULANCE PERMITS	115,193	102,100	108,238	108,238
		3388	FOOD PERMITS	1,556,051	1,545,713	1,660,000	1,660,000
		3389	HOUSING PERMITS	96,185	101,850	150,000	150,000
		3390	OTHER LICENSES & PERMITS	1,564	1,511	4,500	4,500
		3391	EMS CERTIFICATION FEES	47,683	32,153	70,708	70,708
		3392	STAFF DEVELOPMENT EDUCATION FE	6,984	10,683	8,625	8,625
		3393	WATER PERMITS	316,470	305,041	314,845	314,845
		3398	STORAGE TANK PERMITS	326,515	327,778	332,683	332,683
		3401	MEDICAL WASTE PERMITS	89,715	91,903	92,840	92,840
		3402	OFFTRACK HORSE RACING FEE	19,627	9,181	15,000	15,000
			TOTAL LICENSES, PERMITS & FRANCHISES	**$ 11,420,328**	**$ 12,126,093**	**$ 12,107,606**	**$ 12,107,606**
MISCELLANEOUS REVENUES							
		5365	WORK RELEASE PROGRAM	$	$	$	$
		5370	SALES-OTHER	59,613	63,413	63,799	63,799
		5385	10% REBATE-RESTITUTION PROGRAM	16,208	13,074	20,000	20,000
		5393	REIMB FOR REPAIR & DEMOLITION				
		5400	JURY/WITNESS FEES FRM CNTY EMP	636	21,795	500	500
		5405	GIFTS AND DONATIONS	2,500	26,465		
		5415	DAMAGE TO COUNTY PROPERTY	6,197	7,101	1,336	1,336
		5420	CASH OVERAGES	5,202	2,615	2,000	2,000

State Controller Schedules County Budget Act January 2010 Edition, revision #1	COUNTY OF KERN Detail of Additional Financing Sources by Fund and Account Governmental Funds Fiscal Year 2014-15	Schedule 6

Fund Name	Financing Source Category	Financing Source Account		Actual 2012-13	Actual 2013-14	CAO Recommended 2014-15	Adopted by the Board of Supervisors 2014-15
1	2	3		4	5	6	7
		5425	RETURNED CHECK CHARGE	14,528	16,729	15,744	15,744
		5428	CREDIT CARD FEES	276,412	318,921	260,000	260,000
		5430	MONEY ESCHEATED TO GENERAL FD	288,437	255,105	75,000	75,000
		5435	PURCHASING CARD REBATE	74,925	85,205	85,000	85,000
		5438	RETURNED CHECKS/DEBIT MEMOS	(1)			
		5440	CANCELLED OUTLAWED WARRANTS	9,425	11,877	20,000	20,000
		5445	MISCELLANEOUS OTHER REVENUE	3,148,268	2,833,211	2,623,158	2,623,158
		5446	BOARD AGENDA SUBSCRIPTIONS		77	77	77
		5450	WORKERS COMP INSURANCE-SAFETY	(1)	(1)	663,313	663,313
		5465	FUEL TAX REFUND				
		5505	OFS/CO CONTRI/REALIGNMENT 2011	43,012,548	48,652,902	48,434,926	48,434,926
		5730	TRUST FUNDS-OTHER				
		5770	TRUST FUNDS-MISC OTHER				
			TOTAL MISCELLANEOUS REVENUES	**$ 46,914,897**	**$ 52,308,489**	**$ 52,264,853**	**$ 52,264,853**
	OTHER FINANCING SOURCES						
		5492	SALES-FIXED ASSETS	$ 96,330	$ 120,073	$ 75,000	$ 75,000
		5497	OFS/OPERATING TRANSFER IN	100,080,579	108,478,983	125,477,439	125,477,439
			TOTAL OTHER FINANCING SOURCES	**$ 100,176,909**	**$ 108,599,056**	**$ 125,552,439**	**$ 125,552,439**
	REV FROM USE OF MONEY & PROP						
		3605	INTEREST ON BANK DEP & INVEST	$ 993,845	$ 712,066	$ 500,000	$ 500,000
		3615	INTEREST FROM OTHER SOURCES	12,754,329	10,530,566	11,000,000	11,000,000
		3616	PROCEEDS OF ASSETS		110,203		
		3660	VENDING MACHINES	50,930	53,166	50,000	50,000
		3665	PUBLIC TELEPHONE				
		3667	VIDEO & FILM RENTAL FEE	46,855	44,003	47,000	47,000
		3690	VETERANS HALLS & COMMUNITY BLD	10,099	11,423	12,250	12,250
		3700	COUNTY BUILDING-SPACE RENTALS	245,266	237,762	210,800	210,800
		3710	COUNTY LAND RENTAL	76,498	122,168	111,600	111,600

State Controller Schedules
County Budget Act
January 2010 Edition, revision #1

COUNTY OF KERN
Detail of Additional Financing Sources by Fund and Account
Governmental Funds
Fiscal Year 2014-15

Schedule 6

Fund Name	Financing Source Category	Financing Source Account		Actual 2012-13	Actual 2013-14	CAO Recommended 2014-15	Adopted by the Board of Supervisors 2014-15
1	2	3		4	5	6	7
		3717	AUTO PARKING CONCESSION	59,136	57,377	58,150	58,150
		3750	ROYALTIES - OIL AND GAS	420,590	628,381	500,000	500,000
			TOTAL REV FROM USE OF MONEY & PROP	**$ 14,657,548**	**$ 12,507,115**	**$ 12,489,800**	**$ 12,489,800**
	TAXES CURRENT PROPERTY						
		3005	PROPERTY TAXES-CURRENT SECURED	$ 168,136,026	$ 158,695,299	$ 169,161,846	$ 169,161,846
		3007	SUPPLEMENTAL PROP TAX-CURRENT	7,314,234	4,982,716	4,500,000	4,500,000
		3010	PROPERTY TAXES-CURRENT UNSEC	12,170,373	16,233,215	15,500,000	15,500,000
		3014	PROP TAX-CURRENT UNSEC SUPPL	106,426	142,438	250,000	250,000
			TOTAL TAXES CURRENT PROPERTY	**$ 187,727,059**	**$ 180,053,668**	**$ 189,411,846**	**$ 189,411,846**
	TAXES OTHER THAN CURRENT PROP						
		3015	PROPERTY TAXES-PRIOR SECURED	$ 28	$	$	
		3017	SUPPLEMENTAL PROP TAX-PRIOR	349,141	286,872	300,000	300,000
		3025	PROPERTY TAXES-PRIOR UNSECURED	(131,130)	(911,531)	(250,000)	(250,000)
		3050	SALES AND USE TAX	38,118,263	41,623,067	35,000,000	35,000,000
		3051	SALES TAX IN LIEU - PROP TX	17,599,862	10,438,234	10,000,000	10,000,000
		3060	VLF TAX IN LIEU - PROP TX	99,756,468	101,645,324	105,000,000	105,000,000
		3070	TIMBER YEILD TAX	2,428	1,833	600	600
		3080	AIRCRAFT TAX	150,866	113,315	115,000	115,000
		3085	TRANSIENT MOTEL TAX	1,844,902	1,771,697	1,750,000	1,750,000
		3090	REAL PROPERTY TRANSFER TAX	2,961,378	2,942,259	2,800,000	2,800,000
		3093	HAZARDOUS WASTE FACILITIES TAX	1,431,774	1,437,998	1,400,000	1,400,000
		3095	LIVESTOCK HEAD TAX	578	631		
		3099	OTHER TAXES		178,408	175,000	175,000
			TOTAL TAXES OTHER THAN CURRENT PROP	**$ 162,084,558**	**$ 159,528,107**	**$ 156,290,600**	**$ 156,290,600**
TOTAL GENERAL				**$ 724,741,136**	**$ 711,975,388**	**$ 742,643,677**	**$ 742,643,677**

State Controller Schedules
County Budget Act
January 2010 Edition, revision #1

COUNTY OF KERN
Detail of Additional Financing Sources by Fund and Account
Governmental Funds
Fiscal Year 2014-15

Schedule 6

Fund Name	Financing Source Category	Financing Source Account	Actual 2012-13	Actual 2013-14	CAO Recommended 2014-15	Adopted by the Board of Supervisors 2014-15
1	2	3	4	5	6	7
FISCAL STABILITY FUND						
	OTHER FINANCING SOURCES					
		5497 OFS/OPERATING TRANSFER IN	$	$	$	$
		TOTAL OTHER FINANCING SOURCES	**$**	**$**	**$**	**$**
TOTAL FISCAL STABILITY FUND			**$**	**$**	**$**	**$**
TAX LOSS RESERVE						
	FINES, FORFEITURES & PENALTIES					
		3560 PENALTIES-PROPERTY TAXES	$ 1,609,739	$ 1,970,355	$ 1,500,000	$ 1,500,000
		3565 PENALTIES-REDEMPTIONS	5,506,967	6,609,417	5,250,000	5,250,000
		TOTAL FINES, FORFEITURES & PENALTIES	**$ 7,116,706**	**$ 8,579,772**	**$ 6,750,000**	**$ 6,750,000**
TOTAL TAX LOSS RESERVE			**$ 7,116,706**	**$ 8,579,772**	**$ 6,750,000**	**$ 6,750,000**
TOTAL GENERAL FUNDS FINANCING SOURCES			**$ 731,857,842**	**$ 720,555,160**	**$ 749,393,677**	**$ 749,393,677**
SPECIAL REVENUE FUNDS						
ROAD						
	CHARGES FOR SERVICES					
		CHARGES FOR CURRENT SERVICES				
		4700 ROAD AND STREET SERVICES	$ 79,354	$ 504,547	$	
		4704 IMPRVMNT PLAN CHECK PARCELMAP	94,314	41,743		
		5260 OTHER SERV FOR GOVTL AGENCIES	3,006,825	6,799,138	4,027,456	4,027,456
		TOTAL CHARGES FOR CURRENT SERVICES	**$ 3,180,493**	**$ 7,345,428**	**$ 4,027,456**	**$ 4,027,456**
		CHARGES FOR SERVICES-INTERFUND				
		5312 I/F-ROADS	$ 1,481,611	$ 1,610,063	$ 1,901,587	$ 1,901,587
		TOTAL CHARGES FOR SERVICES-INTERFUND	**$ 1,481,611**	**$ 1,610,063**	**$ 1,901,587**	**$ 1,901,587**
	TOTAL CHARGES FOR SERVICES		**$ 4,662,104**	**$ 8,955,491**	**$ 5,929,043**	**$ 5,929,043**
	INTERGOVERNMENTAL REVENUES					
		FEDERAL				
		4105 FEDERAL-AID FOR CONSTRUCTION	$ 4,105,824	$ 5,834,720	$ 10,336,268	$ 10,336,268
		4110 FEDERAL-AID FOR DISASTER	558,004			
		4115 FEDERAL-FOREST RESERVE REVENUE	98,744	88,960	98,744	98,744
		TOTAL FEDERAL	**$ 4,762,572**	**$ 5,923,680**	**$ 10,435,012**	**$ 10,435,012**

State Controller Schedules
County Budget Act
January 2010 Edition, revision #1

COUNTY OF KERN
Detail of Additional Financing Sources by Fund and Account
Governmental Funds
Fiscal Year 2014-15

Schedule 6

Fund Name	Financing Source Category	Financing Source Account		Actual 2012-13	Actual 2013-14	CAO Recommended 2014-15	Adopted by the Board of Supervisors 2014-15
1	2	3		4	5	6	7
		STATE					
		3814	STATE- GAS TAX 2103	$ 8,307,280	$ 12,677,379	$ 10,000,000	$ 10,000,000
		3815	STATE-HIGHWAY USERS TAX	9,101,996	9,018,870	8,346,924	8,346,924
		3816	STATE-AID GAS TAX-2105	3,900,259	5,837,677	3,860,667	3,860,667
		3925	STATE-AID FOR CONSTRUCTION		1,562,171	298,000	298,000
		3926	STATE-AID CONSTRUCTION-MATCH	100,000	100,000	100,000	100,000
		3927	STATE-AID CONSTRUCTION-EXCHNGE	305,044	305,044	305,044	305,044
		3976	STATE-AID FOR DISASTER	59	(13,117)		
			TOTAL STATE	**$ 21,714,638**	**$ 29,488,024**	**$ 22,910,635**	**$ 22,910,635**
			TOTAL INTERGOVERNMENTAL REVENUES	**$ 26,477,210**	**$ 35,411,704**	**$ 33,345,647**	**$ 33,345,647**
	MISCELLANEOUS REVENUES						
		5370	SALES-OTHER	$ 2,881	$ 1,538	$ 5,801	$ 5,801
		5400	JURY/WITNESS FEES FRM CNTY EMP		11	500	500
		5415	DAMAGE TO COUNTY PROPERTY	(47,783)	19,662	5,000	5,000
		5440	CANCELLED OUTLAWED WARRANTS	46			
		5445	MISCELLANEOUS OTHER REVENUE	35,228	16,244	478,559	478,559
			TOTAL MISCELLANEOUS REVENUES	**$ (9,628)**	**$ 37,455**	**$ 489,860**	**$ 489,860**
	OTHER FINANCING SOURCES						
		5492	SALES-FIXED ASSETS	$ 9,018	$ 53,921	$ 50,000	$ 50,000
		5497	OFS/OPERATING TRANSFER IN	4,038,789	1,183,226	2,383,521	2,383,521
		5503	OFS - COUNTY CONTRIBUTION	10,770,812	5,557,531	5,387,272	5,387,272
			TOTAL OTHER FINANCING SOURCES	**$ 14,818,619**	**$ 6,794,678**	**$ 7,820,793**	**$ 7,820,793**
	REV FROM USE OF MONEY & PROP						
		3605	INTEREST ON BANK DEP & INVEST	$ 67,038	$ 41,586	$ 30,960	$ 30,960
		3615	INTEREST FROM OTHER SOURCES	94,541	61,952	61,920	61,920
			TOTAL REV FROM USE OF MONEY & PROP	**$ 161,579**	**$ 103,538**	**$ 92,880**	**$ 92,880**

State Controller Schedules
County Budget Act
January 2010 Edition, revision #1

COUNTY OF KERN
Detail of Additional Financing Sources by Fund and Account
Governmental Funds
Fiscal Year 2014-15

Schedule 6

Fund Name	Financing Source Category	Financing Source Account		Actual 2012-13	Actual 2013-14	CAO Recommended 2014-15	Adopted by the Board of Supervisors 2014-15
1	2	3		4	5	6	7
	TAXES OTHER THAN CURRENT PROP						
		3055	SALES AND USE TAX-LOCAL TRANSP	$ 3,124,221	$ 3,021,929	$ 2,261,000	$ 2,261,000
			TOTAL TAXES OTHER THAN CURRENT PROP	**$ 3,124,221**	**$ 3,021,929**	**$ 2,261,000**	**$ 2,261,000**
TOTAL ROAD				**$ 49,234,105**	**$ 54,324,795**	**$ 49,939,223**	**$ 49,939,223**
STRUCTURAL FIRE							
	CHARGES FOR SERVICES						
		CHARGES FOR CURRENT SERVICES					
		4303	SPECIAL ASSESSMENTS-CURRENT	$ (110)	$ (47)	$	
		4990	OTHER REIMBURSEMENTS	2,715	8,407		
		5254	FIRE COSTS REIMBURSEMENTS	4,589,487	9,670,142	3,000,000	3,000,000
		5260	OTHER SERV FOR GOVTL AGENCIES	4,767,868	5,863,888	5,219,531	5,219,531
		5265	FIRE PROT SVC STATE OF CALIF	12,768,661	13,496,407	13,496,407	13,496,407
		5275	PHOTO COPIES	2,531	4,248	1,000	1,000
		5280	OTHER SERVICES	272,984	145,364	25,000	25,000
			TOTAL CHARGES FOR CURRENT SERVICES	**$ 22,404,136**	**$ 29,188,409**	**$ 21,741,938**	**$ 21,741,938**
		CHARGES FOR SERVICES-INTERFUND					
		5328	I/F-VEHICLE SERVICE REIMB	$	$	$	$
		5336	I/F-INTERFUND REVENUE-OTHER		11,918		
			TOTAL CHARGES FOR SERVICES-INTERFUND	**$**	**$ 11,918**	**$**	
			TOTAL CHARGES FOR SERVICES	**$ 22,404,136**	**$ 29,200,327**	**$ 21,741,938**	**$ 21,741,938**
	FINES, FORFEITURES & PENALTIES						
		3550	FORFEITURES & PENALTIES	$ 1,210	$ 7,412	$ 30,000	$ 30,000
		3565	PENALTIES-REDEMPTIONS	74,577	62,691	50,000	50,000
			TOTAL FINES, FORFEITURES & PENALTIES	**$ 75,787**	**$ 70,103**	**$ 80,000**	**$ 80,000**
	INTERGOVERNMENTAL REVENUES						
		FEDERAL					
		4115	FEDERAL-FOREST RESERVE REVENUE	$ 8,132	$ 7,326	$	
		4140	FEDERAL-OTHER AID	5,093,125	4,991,718	800,000	800,000
			TOTAL FEDERAL	**$ 5,101,257**	**$ 4,999,044**	**$ 800,000**	**$ 800,000**
		OTHER					
		4200	OTHER IN LIEU TAXES	$ 11,541	$ 10,528	$ 1,000	$ 1,000

State Controller Schedules
County Budget Act
January 2010 Edition, revision #1

COUNTY OF KERN
Detail of Additional Financing Sources by Fund and Account
Governmental Funds
Fiscal Year 2014-15

Schedule 6

Fund Name	Financing Source Category	Financing Source Account		Actual 2012-13	Actual 2013-14	CAO Recommended 2014-15	Adopted by the Board of Supervisors 2014-15
1	2	3		4	5	6	7
		4222	OTHER AID-RDA PASS THRU	693,625	1,023,242	1,094,163	1,094,163
		4224	OTHER AID-ABX1 26 EXCESS REV	1,877,647	(21,441)		
			TOTAL OTHER	**$ 2,582,813**	**$ 1,012,329**	**$ 1,095,163**	**$ 1,095,163**
		STATE					
		3945	STATE-AID HOMEOWNER PROP TX RL	$ 701,692	$ 669,706	$ 628,859	$ 628,859
		3955	STATE-AID FOR OTHER STATE AID	75,543	99,531		
			TOTAL STATE	**$ 777,235**	**$ 769,237**	**$ 628,859**	**$ 628,859**
			TOTAL INTERGOVERNMENTAL REVENUES	**$ 8,461,305**	**$ 6,780,610**	**$ 2,524,022**	**$ 2,524,022**
	LICENSES, PERMITS & FRANCHISES						
		3160	BUSINESS LICENSES	$ 446,305	$ 641,102	$ 350,000	$ 350,000
			TOTAL LICENSES, PERMITS & FRANCHISES	**$ 446,305**	**$ 641,102**	**$ 350,000**	**$ 350,000**
	MISCELLANEOUS REVENUES						
		5400	JURY/WITNESS FEES FRM CNTY EMP	$ 4,250	$ 3,754	$ 2,450	$ 2,450
		5415	DAMAGE TO COUNTY PROPERTY				
		5425	RETURNED CHECK CHARGE		35		
		5440	CANCELLED OUTLAWED WARRANTS	(1,070)	161		
		5445	MISCELLANEOUS OTHER REVENUE	12,015	68,104		
		5450	WORKERS COMP INSURANCE-SAFETY		1	400,000	400,000
		5465	FUEL TAX REFUND		13,242		
			TOTAL MISCELLANEOUS REVENUES	**$ 15,195**	**$ 85,297**	**$ 402,450**	**$ 402,450**
	OTHER FINANCING SOURCES						
		5492	SALES-FIXED ASSETS	$ 265	$	$	
		5497	OFS/OPERATING TRANSFER IN	9,335,553	8,994,382	9,008,955	9,008,955
		5503	OFS - COUNTY CONTRIBUTION	21,381,080	18,993,919	18,412,024	18,412,024
			TOTAL OTHER FINANCING SOURCES	**$ 30,716,898**	**$ 27,988,301**	**$ 27,420,979**	**$ 27,420,979**
	REV FROM USE OF MONEY & PROP						
		3605	INTEREST ON BANK DEP & INVEST	$ (33)	$ 6,442	$	

State Controller Schedules County Budget Act January 2010 Edition, revision #1	COUNTY OF KERN Detail of Additional Financing Sources by Fund and Account Governmental Funds Fiscal Year 2014-15	Schedule 6

Fund Name	Financing Source Category	Financing Source Account		Actual 2012-13	Actual 2013-14	CAO Recommended 2014-15	Adopted by the Board of Supervisors 2014-15
1	2	3		4	5	6	7
		3615	INTEREST FROM OTHER SOURCES	17,424	9,155	3,000	3,000
			TOTAL REV FROM USE OF MONEY & PROP	**$ 17,391**	**$ 15,597**	**$ 3,000**	**$ 3,000**
	TAXES CURRENT PROPERTY						
		3005	PROPERTY TAXES-CURRENT SECURED	$ 78,367,589	$ 73,358,742	$ 79,445,006	$ 79,445,006
		3007	SUPPLEMENTAL PROP TAX-CURRENT	2,233,142	1,486,768	1,000,000	1,000,000
		3010	PROPERTY TAXES-CURRENT UNSEC	5,769,626	7,540,358	7,324,491	7,324,491
		3014	PROP TAX-CURRENT UNSEC SUPPL	32,682	42,581	45,000	45,000
			TOTAL TAXES CURRENT PROPERTY	**$ 86,403,039**	**$ 82,428,449**	**$ 87,814,497**	**$ 87,814,497**
	TAXES OTHER THAN CURRENT PROP						
		3015	PROPERTY TAXES-PRIOR SECURED	$ 3,269	$	$	
		3017	SUPPLEMENTAL PROP TAX-PRIOR	105,236	87,287	125,000	125,000
		3025	PROPERTY TAXES-PRIOR UNSECURED	(61,247)	(471,450)	(50,000)	(50,000)
		3070	TIMBER YEILD TAX	617	466		
			TOTAL TAXES OTHER THAN CURRENT PROP	**$ 47,875**	**$ (383,697)**	**$ 75,000**	**$ 75,000**
TOTAL STRUCTURAL FIRE				**$ 148,587,931**	**$ 146,826,089**	**$ 140,411,886**	**$ 140,411,886**
BUILDING INSPECTION							
	CHARGES FOR SERVICES						
		CHARGES FOR CURRENT SERVICES					
		5260	OTHER SERV FOR GOVTL AGENCIES	$	$	$	$
		5275	PHOTO COPIES		2,124	600	600
			TOTAL CHARGES FOR CURRENT SERVICES	**$** **$**	**2,124**	**$ 600**	**$ 600**
		CHARGES FOR SERVICES-INTERFUND					
		5310	I/F-ENGINEERING & SURVEY SVCS	$ 50	$	50	$ 50
			TOTAL CHARGES FOR SERVICES-INTERFUND	**$ 50**	**$**	**50**	**$ 50**
			TOTAL CHARGES FOR SERVICES	**$ 50**	**$ 2,124**	**$ 650**	**$ 650**

State Controller Schedules
County Budget Act
January 2010 Edition, revision #1

COUNTY OF KERN
Detail of Additional Financing Sources by Fund and Account
Governmental Funds
Fiscal Year 2014-15

Schedule 6

Fund Name	Financing Source Category		Financing Source Account	Actual 2012-13	Actual 2013-14	CAO Recommended 2014-15	Adopted by the Board of Supervisors 2014-15
1	2		3	4	5	6	7
	LICENSES, PERMITS & FRANCHISES						
		3160	BUSINESS LICENSES	$	$ 5,355	$ 4,000	$ 4,000
		3200	BUILDING PERMITS	6,527,707	7,042,897	5,400,000	5,400,000
			TOTAL LICENSES, PERMITS & FRANCHISES	**$ 6,527,707**	**$ 7,048,252**	**$ 5,404,000**	**$ 5,404,000**
	MISCELLANEOUS REVENUES						
		5400	JURY/WITNESS FEES FRM CNTY EMP	$ 48	$ 77	$ 120	$ 120
		5415	DAMAGE TO COUNTY PROPERTY				
		5425	RETURNED CHECK CHARGE	280	105	140	140
		5440	CANCELLED OUTLAWED WARRANTS				
		5445	MISCELLANEOUS OTHER REVENUE	27,380	22,067	18,000	18,000
			TOTAL MISCELLANEOUS REVENUES	**$ 27,708**	**$ 22,249**	**$ 18,260**	**$ 18,260**
	OTHER FINANCING SOURCES						
		5497	OFS/OPERATING TRANSFER IN	$ 6,421	$ 75	$ 3,000	$ 3,000
			TOTAL OTHER FINANCING SOURCES	**$ 6,421**	**$ 75**	**$ 3,000**	**$ 3,000**
	REV FROM USE OF MONEY & PROP						
		3605	INTEREST ON BANK DEP & INVEST	$ 66,067	$ 53,181	$ 48,000	$ 48,000
			TOTAL REV FROM USE OF MONEY & PROP	**$ 66,067**	**$ 53,181**	**$ 48,000**	**$ 48,000**
TOTAL BUILDING INSPECTION				**$ 6,627,953**	**$ 7,125,881**	**$ 5,473,910**	**$ 5,473,910**
DEPT OF HUMAN SERVICES-ADMIN.							
	CHARGES FOR SERVICES						
			CHARGES FOR CURRENT SERVICES				
		4590	COURT FEES AND COSTS	$ 215	$ 105	$ 70	$ 70
		5275	PHOTO COPIES	2,309	3,721	6,740	6,740
			TOTAL CHARGES FOR CURRENT SERVICES	**$ 2,524**	**$ 3,826**	**$ 6,810**	**$ 6,810**
			CHARGES FOR SERVICES-INTERFUND				
		5336	I/F-INTERFUND REVENUE-OTHER	$ 149,426	$ 182,684	$ 123,203	$ 123,203
			TOTAL CHARGES FOR SERVICES-INTERFUND	**$ 149,426**	**$ 182,684**	**$ 123,203**	**$ 123,203**
			TOTAL CHARGES FOR SERVICES	**$ 151,950**	**$ 186,510**	**$ 130,013**	**$ 130,013**

State Controller Schedules
County Budget Act
January 2010 Edition, revision #1

COUNTY OF KERN
Detail of Additional Financing Sources by Fund and Account
Governmental Funds
Fiscal Year 2014-15

Schedule 6

Fund Name	Financing Source Category	Financing Source Account		Actual 2012-13	Actual 2013-14	CAO Recommended 2014-15	Adopted by the Board of Supervisors 2014-15
1	2	3		4	5	6	7
	INTERGOVERNMENTAL REVENUES						
		FEDERAL					
		4050	FEDERAL-PUBLIC ASSISTANCE-ADM	$ 58,073,536	$ 71,550,915	$ 78,360,514	$ 78,360,514
		4051	FEDERAL-SOCIAL SERVICES	24,607,272	28,334,249	27,187,313	27,187,313
		4110	FEDERAL-AID FOR DISASTER	675			
		4140	FEDERAL-OTHER AID	408	5,000		
		4175	FEDERAL ARRA (STIMULUS)	(52)			
			TOTAL FEDERAL	**$ 82,681,839**	**$ 99,890,164**	**$ 105,547,827**	**$ 105,547,827**
		STATE					
		3840	STATE-PUBLIC ASSISTANCE-ADMIN	$ 33,773,222	$ 37,896,565	$ 45,745,757	$ 45,745,757
		3844	STATE-SOCIAL SERVICES	1,210,131	724,714	219,379	219,379
			TOTAL STATE	**$ 34,983,353**	**$ 38,621,279**	**$ 45,965,136**	**$ 45,965,136**
			TOTAL INTERGOVERNMENTAL REVENUES	**$ 117,665,192**	**$ 138,511,443**	**$ 151,512,963**	**$ 151,512,963**
	MISCELLANEOUS REVENUES						
		5400	JURY/WITNESS FEES FRM CNTY EMP	$ 3,189	$ 799	$ 1,211	$ 1,211
		5420	CASH OVERAGES	35	151		
		5425	RETURNED CHECK CHARGE	(1,650)	2,195	4,000	4,000
		5440	CANCELLED OUTLAWED WARRANTS	1,535	2,974	28,975	28,975
		5445	MISCELLANEOUS OTHER REVENUE	31,386	77,947	101,532	101,532
		5505	OFS/CO CONTRI/REALIGNMENT 2011	18,229,726	21,369,287	22,908,488	22,908,488
			TOTAL MISCELLANEOUS REVENUES	**$ 18,264,221**	**$ 21,453,353**	**$ 23,044,206**	**$ 23,044,206**
	OTHER FINANCING SOURCES						
		5497	OFS/OPERATING TRANSFER IN	$	$ 59,678	$ 711,010	$ 711,010
		5501	OFS/CO CONTRI/REALIGNMENT	1,321,045	1,361,734	1,548,871	1,548,871
		5503	OFS - COUNTY CONTRIBUTION	3,457,752	18,656,148	11,937,428	11,937,428
			TOTAL OTHER FINANCING SOURCES	**$ 4,778,797**	**$ 20,077,560**	**$ 14,197,309**	**$ 14,197,309**

State Controller Schedules
County Budget Act
January 2010 Edition, revision #1

COUNTY OF KERN
Detail of Additional Financing Sources by Fund and Account
Governmental Funds
Fiscal Year 2014-15

Schedule 6

Fund Name	Financing Source Category	Financing Source Account		Actual 2012-13	Actual 2013-14	CAO Recommended 2014-15	Adopted by the Board of Supervisors 2014-15
1	2	3		4	5	6	7
	REV FROM USE OF MONEY & PROP						
		3605	INTEREST ON BANK DEP & INVEST	$ 27,307	$ 17,096	$ 27,309	$ 27,309
		3660	VENDING MACHINES	299	296	315	315
			TOTAL REV FROM USE OF MONEY & PROP	**$ 27,606**	**$ 17,392**	**$ 27,624**	**$ 27,624**
TOTAL DEPT OF HUMAN SERVICES-ADMIN.				**$ 140,887,766**	**$ 180,246,258**	**$ 188,912,115**	**$ 188,912,115**
HUMAN SERVICES-DIRECT FIN AID							
	INTERGOVERNMENTAL REVENUES						
		FEDERAL					
		4052	FEDERAL-AID CALFRESH LIHEAP	$ 6,544	$ 4,251	$ 7,981	$ 7,981
		4055	FEDERAL-AID FOR CHILDREN	94,047,169	63,756,486	82,429,133	82,429,133
		4175	FEDERAL ARRA (STIMULUS)	(755)	(653)		
			TOTAL FEDERAL	**$ 94,052,958**	**$ 63,760,084**	**$ 82,437,114**	**$ 82,437,114**
		STATE					
		3839	ST AID-CALWORKS	$ 23,210,504	$ 27,218,231	$ 24,854,915	$ 24,854,915
		3860	STATE-AID FOR CHILDREN	21,385,351	46,268,516	40,147,537	40,147,537
		3995	STATE-AID MANDATED COST REIMB		2,365		
			TOTAL STATE	**$ 44,595,855**	**$ 73,489,112**	**$ 65,002,452**	**$ 65,002,452**
			TOTAL INTERGOVERNMENTAL REVENUES	**$ 138,648,813**	**$ 137,249,196**	**$ 147,439,566**	**$ 147,439,566**
	MISCELLANEOUS REVENUES						
		5441	WELFARE REPAYMENTS	$ 1,382,555	$ 1,178,227	$ 2,440,367	$ 2,440,367
		5443	WELFARE FORGERY RECOVERY		5,714	8,146	8,146
		5505	OFS/CO CONTRI/REALIGNMENT 2011	27,474,938	30,366,235	31,360,165	31,360,165
			TOTAL MISCELLANEOUS REVENUES	**$ 28,857,493**	**$ 31,550,176**	**$ 33,808,678**	**$ 33,808,678**
	OTHER FINANCING SOURCES						
		5497	OFS/OPERATING TRANSFER IN	$	$	$	$
		5501	OFS/CO CONTRI/REALIGNMENT	18,009,265	18,692,366	22,020,113	22,020,113
		5503	OFS - COUNTY CONTRIBUTION	13,271,932		2,545,323	2,545,323
			TOTAL OTHER FINANCING SOURCES	**$ 31,281,197**	**$ 18,692,366**	**$ 24,565,436**	**$ 24,565,436**
TOTAL HUMAN SERVICES-DIRECT FIN AID				**$ 198,787,503**	**$ 187,491,738**	**$ 205,813,680**	**$ 205,813,680**

State Controller Schedules
County Budget Act
January 2010 Edition, revision #1

COUNTY OF KERN
Detail of Additional Financing Sources by Fund and Account
Governmental Funds
Fiscal Year 2014-15

Schedule 6

Fund Name	Financing Source Category	Financing Source Account	Actual 2012-13	Actual 2013-14	CAO Recommended 2014-15	Adopted by the Board of Supervisors 2014-15
1	2	3	4	5	6	7
MENTAL HEALTH FUND						
	CHARGES FOR SERVICES					
		CHARGES FOR CURRENT SERVICES				
		4725 MEDICAL RECORDS AND REPORT FEE	$ 404	$ 643	$ 250	$ 250
		4800 MENTAL HEALTH SERVICES	375,920	417,971	487,500	487,500
		4801 MH-D.U.I. ADM FEES	105,449	95,060	80,000	80,000
		4802 MH-P.C. 1000 ADM FEES	4,335	6,222	5,000	5,000
		4803 MH - METH ADM FEES	388,057	407,339	313,073	313,073
		4805 MH-SUBSTANCE ABUSE DIVERSION	67	202	100	100
		4955 MEDI-CAL PATIENT FEES	28,353,289	22,710,788	28,950,758	28,950,758
		4960 M.H. CONSERVATOR PARTIAL REIMB	308,059	235,789	285,000	285,000
		4990 OTHER REIMBURSEMENTS	241,191	94,610	144,696	144,696
		TOTAL CHARGES FOR CURRENT SERVICES	**$ 29,776,771**	**$ 23,968,624**	**$ 30,266,377**	**$ 30,266,377**
		CHARGES FOR SERVICES-INTERFUND				
		5303 I/F-CALWORKS REIMBURSEMENT	$ 1,690,484	$ 1,540,197	$ 1,900,000	$ 1,900,000
		5336 I/F-INTERFUND REVENUE-OTHER	580,731	612,101	756,199	756,199
		TOTAL CHARGES FOR SERVICES-INTERFUND	**$ 2,271,215**	**$ 2,152,298**	**$ 2,656,199**	**$ 2,656,199**
	TOTAL CHARGES FOR SERVICES		**$ 32,047,986**	**$ 26,120,922**	**$ 32,922,576**	**$ 32,922,576**
	INTERGOVERNMENTAL REVENUES					
		FEDERAL				
		4175 FEDERAL ARRA (STIMULUS)	$	$	$	$
		TOTAL FEDERAL	**$**	**$**	**$**	**$**
		STATE				
		3905 STATE-AID FOR MENTAL HEALTH	$ 7,690,817	$ 6,970,119	$ 6,369,601	$ 6,369,601
		3907 STATE-AID M.H. MANAGED CARE				
		3908 STATE-AID FOR CONTINUING CARE	37,354	36,092	44,000	44,000
		3995 STATE-AID MANDATED COST REIMB				
		TOTAL STATE	**$ 7,728,171**	**$ 7,006,211**	**$ 6,413,601**	**$ 6,413,601**
	TOTAL INTERGOVERNMENTAL REVENUES		**$ 7,728,171**	**$ 7,006,211**	**$ 6,413,601**	**$ 6,413,601**

State Controller Schedules County Budget Act January 2010 Edition, revision #1	COUNTY OF KERN Detail of Additional Financing Sources by Fund and Account Governmental Funds Fiscal Year 2014-15	Schedule 6

Fund Name	Financing Source Category	Financing Source Account		Actual 2012-13	Actual 2013-14	CAO Recommended 2014-15	Adopted by the Board of Supervisors 2014-15
1	2	3		4	5	6	7
	MISCELLANEOUS REVENUES						
		5394	REIMBURSEMENT FROM CLIENTS	$ 24	$ (25)	$ 3,000	$ 3,000
		5400	JURY/WITNESS FEES FRM CNTY EMP		165	200	200
		5440	CANCELLED OUTLAWED WARRANTS	(971)	916		
		5445	MISCELLANEOUS OTHER REVENUE	1,283,563	566,356	453,848	453,848
		5505	OFS/CO CONTRI/REALIGNMENT 2011	50,433,905	50,417,079	47,272,034	47,272,034
			TOTAL MISCELLANEOUS REVENUES	**$ 51,716,521**	**$ 50,984,491**	**$ 47,729,082**	**$ 47,729,082**
	OTHER FINANCING SOURCES						
		5497	OFS/OPERATING TRANSFER IN	$ 25,850,644	$ 27,826,599	$ 30,561,398	$ 30,561,398
		5501	OFS/CO CONTRI/REALIGNMENT	402,625	402,624	402,624	402,624
		5503	OFS - COUNTY CONTRIBUTION	1,089,148	1,089,147	1,078,814	1,078,814
			TOTAL OTHER FINANCING SOURCES	**$ 27,342,417**	**$ 29,318,370**	**$ 32,042,836**	**$ 32,042,836**
	REV FROM USE OF MONEY & PROP						
		3605	INTEREST ON BANK DEP & INVEST	$ 85,389	$ 80,750	$ 80,000	$ 80,000
			TOTAL REV FROM USE OF MONEY & PROP	**$ 85,389**	**$ 80,750**	**$ 80,000**	**$ 80,000**
TOTAL MENTAL HEALTH FUND				**$ 118,920,484**	**$ 113,510,744**	**$ 119,188,095**	**$ 119,188,095**
AGING AND ADULT SERVICES							
	CHARGES FOR SERVICES						
		CHARGES FOR CURRENT SERVICES					
		4620	ESTATE FEES	$ 258,538	$ 190,122	$ 176,000	$ 176,000
			TOTAL CHARGES FOR CURRENT SERVICES	**$ 258,538**	**$ 190,122**	**$ 176,000**	**$ 176,000**
		CHARGES FOR SERVICES-INTERFUND					
		5336	I/F-INTERFUND REVENUE-OTHER	$ 829,398	$ 1,166,659	$ 1,668,330	$ 1,668,330
			TOTAL CHARGES FOR SERVICES-INTERFUND	**$ 829,398**	**$ 1,166,659**	**$ 1,668,330**	**$ 1,668,330**
			TOTAL CHARGES FOR SERVICES	**$ 1,087,936**	**$ 1,356,781**	**$ 1,844,330**	**$ 1,844,330**
	INTERGOVERNMENTAL REVENUES						
		FEDERAL					
		4051	FEDERAL-SOCIAL SERVICES	$ 2,900,683	$ 3,781,361	$ 3,640,042	$ 3,640,042
		4096	FEDERAL-AID FOR ELDERLY	2,239,944	2,157,953	2,242,980	2,242,980

State Controller Schedules
County Budget Act
January 2010 Edition, revision #1

COUNTY OF KERN
Detail of Additional Financing Sources by Fund and Account
Governmental Funds
Fiscal Year 2014-15

Schedule 6

Fund Name	Financing Source Category	Financing Source Account		Actual 2012-13	Actual 2013-14	CAO Recommended 2014-15	Adopted by the Board of Supervisors 2014-15
1	2	3		4	5	6	7
		4097	FEDERAL-AID USDA	286,609	239,379	263,695	263,695
		4140	FEDERAL-OTHER AID	154,509	131,322	133,653	133,653
			TOTAL FEDERAL	**$ 5,581,745**	**$ 6,310,015**	**$ 6,280,370**	**$ 6,280,370**
		STATE					
		3844	STATE-SOCIAL SERVICES	$ 2,484,994	$ 2,826,402	$ 2,625,900	$ 2,625,900
		3995	STATE-AID MANDATED COST REIMB				
		4036	STATE-AID FOR ELDERLY	149,841	197,980	190,258	190,258
		4037	STATE-AID HICAP	177,084	176,734	176,738	176,738
			TOTAL STATE	**$ 2,811,919**	**$ 3,201,116**	**$ 2,992,896**	**$ 2,992,896**
	TOTAL INTERGOVERNMENTAL REVENUES			**$ 8,393,664**	**$ 9,511,131**	**$ 9,273,266**	**$ 9,273,266**
	MISCELLANEOUS REVENUES						
		5405	GIFTS AND DONATIONS	$ 185,918	$ 199,700	$ 198,000	$ 198,000
		5440	CANCELLED OUTLAWED WARRANTS				
		5445	MISCELLANEOUS OTHER REVENUE	48,112	88,628	47,100	47,100
		5505	OFS/CO CONTRI/REALIGNMENT 2011	1,157,484	1,266,932	1,400,469	1,400,469
	TOTAL MISCELLANEOUS REVENUES			**$ 1,391,514**	**$ 1,555,260**	**$ 1,645,569**	**$ 1,645,569**
	OTHER FINANCING SOURCES						
		5497	OFS/OPERATING TRANSFER IN	$	$ 461	$	
		5501	OFS/CO CONTRI/REALIGNMENT	654,062	690,766	723,328	723,328
		5503	OFS - COUNTY CONTRIBUTION	1,129,488	1,106,925	473,166	473,166
	TOTAL OTHER FINANCING SOURCES			**$ 1,783,550**	**$ 1,798,152**	**$ 1,196,494**	**$ 1,196,494**
	REV FROM USE OF MONEY & PROP						
		3605	INTEREST ON BANK DEP & INVEST	$ 24,905	$ 17,812	$ 14,000	$ 14,000
	TOTAL REV FROM USE OF MONEY & PROP			**$ 24,905**	**$ 17,812**	**$ 14,000**	**$ 14,000**
TOTAL AGING AND ADULT SERVICES				**$ 12,681,569**	**$ 14,239,136**	**$ 13,973,659**	**$ 13,973,659**

State Controller Schedules
County Budget Act
January 2010 Edition, revision #1

COUNTY OF KERN
Detail of Additional Financing Sources by Fund and Account
Governmental Funds
Fiscal Year 2014-15

Schedule 6

Fund Name	Financing Source Category	Financing Source Account	Actual 2012-13	Actual 2013-14	CAO Recommended 2014-15	Adopted by the Board of Supervisors 2014-15
1	2	3	4	5	6	7
WILDLIFE RESOURCES						
	FINES, FORFEITURES & PENALTIES					
		3485 FISH & GAME FINES	$ 10,314	$ 9,436	$ 8,000	$ 8,000
		TOTAL FINES, FORFEITURES & PENALTIES	**$ 10,314**	**$ 9,436**	**$ 8,000**	**$ 8,000**
TOTAL WILDLIFE RESOURCES			**$ 10,314**	**$ 9,436**	**$ 8,000**	**$ 8,000**
TIMBER HARVEST FUND						
	MISCELLANEOUS REVENUES					
		5445 MISCELLANEOUS OTHER REVENUE	$	$	$	$
		TOTAL MISCELLANEOUS REVENUES	**$**	**$**	**$**	**$**
	REV FROM USE OF MONEY & PROP					
		3605 INTEREST ON BANK DEP & INVEST	$ 346	$ 276	$ 200	$ 200
		3751 ROYALTIES - TIMBER HARVEST				
		TOTAL REV FROM USE OF MONEY & PROP	**$ 346**	**$ 276**	**$ 200**	**$ 200**
TOTAL TIMBER HARVEST FUND			**$ 346**	**$ 276**	**$ 200**	**$ 200**
PROBATION DJJ REALIGNMENT FUND						
	INTERGOVERNMENTAL REVENUES					
		STATE				
		3822 STATE AID-PUBLIC SAFETY	$	$	$	$
		TOTAL STATE	**$**	**$**	**$**	**$**
		TOTAL INTERGOVERNMENTAL REVENUES	**$**	**$**	**$**	**$**
	MISCELLANEOUS REVENUES					
		5505 OFS/CO CONTRI/REALIGNMENT 2011	$ 3,417,896	$ 3,967,272	$ 3,892,260	$ 3,892,260
		TOTAL MISCELLANEOUS REVENUES	**$ 3,417,896**	**$ 3,967,272**	**$ 3,892,260**	**$ 3,892,260**

State Controller Schedules
County Budget Act
January 2010 Edition, revision #1

COUNTY OF KERN
Detail of Additional Financing Sources by Fund and Account
Governmental Funds
Fiscal Year 2014-15

Schedule 6

Fund Name	Financing Source Category	Financing Source Account	Actual 2012-13	Actual 2013-14	CAO Recommended 2014-15	Adopted by the Board of Supervisors 2014-15
1	2	3	4	5	6	7
	REV FROM USE OF MONEY & PROP					
		3605 INTEREST ON BANK DEP & INVEST	$ 8,431	$ 8,403	$ 6,500	$ 6,500
		TOTAL REV FROM USE OF MONEY & PROP	**$ 8,431**	**$ 8,403**	**$ 6,500**	**$ 6,500**
TOTAL PROBATION DJJ REALIGNMENT FUND			**$ 3,426,327**	**$ 3,975,675**	**$ 3,898,760**	**$ 3,898,760**
REAL ESTATE FRAUD						
	CHARGES FOR SERVICES					
		CHARGES FOR CURRENT SERVICES				
		5260 OTHER SERV FOR GOVTL AGENCIES	$ 239,842	$ 344,698	$ 480,000	$ 480,000
		TOTAL CHARGES FOR CURRENT SERVICES	**$ 239,842**	**$ 344,698**	**$ 480,000**	**$ 480,000**
		CHARGES FOR SERVICES-INTERFUND				
		5327 I/F-RECORDING FEES	$	$	$	
		TOTAL CHARGES FOR SERVICES-INTERFUND	**$ 0**	**$ 0**	**$ 0**	**$ 0**
		TOTAL CHARGES FOR SERVICES	**$ 239,842**	**$ 344,698**	**$ 480,000**	**$ 480,000**
	OTHER FINANCING SOURCES					
		5497 OFS/OPERATING TRANSFER IN	$ 20	$ 46	$	
		TOTAL OTHER FINANCING SOURCES	**$ 20**	**$ 46**	**$**	
	REV FROM USE OF MONEY & PROP					
		3605 INTEREST ON BANK DEP & INVEST	$ 2,233	$ 1,319	$ 1,800	$ 1,800
		TOTAL REV FROM USE OF MONEY & PROP	**$ 2,233**	**$ 1,319**	**$ 1,800**	**$ 1,800**
TOTAL REAL ESTATE FRAUD			**$ 242,095**	**$ 346,063**	**$ 481,800**	**$ 481,800**
LITTER CLEAN UP						
	FINES, FORFEITURES & PENALTIES					
		3495 LITTERING FINES	$ 3,491	$ 3,405	$ 353	$ 353
		TOTAL FINES, FORFEITURES & PENALTIES	**$ 3,491**	**$ 3,405**	**$ 353**	**$ 353**
TOTAL LITTER CLEAN UP			**$ 3,491**	**$ 3,405**	**$ 353**	**$ 353**
OFF HWY MV LIC						

State Controller Schedules
County Budget Act
January 2010 Edition, revision #1

COUNTY OF KERN
Detail of Additional Financing Sources by Fund and Account
Governmental Funds
Fiscal Year 2014-15

Schedule 6

Fund Name	Financing Source Category	Financing Source Account	Actual 2012-13	Actual 2013-14	CAO Recommended 2014-15	Adopted by the Board of Supervisors 2014-15
1	2	3	4	5	6	7
	INTERGOVERNMENTAL REVENUES					
		STATE				
		3965 STATE-AID/OFF HWY MTR VEH LIC	$ 141,133	$ 141,510	$ 140,000	$ 140,000
		TOTAL STATE	**$ 141,133**	**$ 141,510**	**$ 140,000**	**$ 140,000**
	TOTAL INTERGOVERNMENTAL REVENUES		**$ 141,133**	**$ 141,510**	**$ 140,000**	**$ 140,000**

State Controller Schedules
County Budget Act
January 2010 Edition, revision #1

COUNTY OF KERN
Detail of Additional Financing Sources by Fund and Account
Governmental Funds
Fiscal Year 2014-15

Schedule 6

Fund Name	Financing Source Category	Financing Source Account	Actual 2012-13	Actual 2013-14	CAO Recommended 2014-15	Adopted by the Board of Supervisors 2014-15
1	2	3	4	5	6	7
	MISCELLANEOUS REVENUES					
		5445 MISCELLANEOUS OTHER REVENUE	$ 13,890	$	$	$
		TOTAL MISCELLANEOUS REVENUES	**$ 13,890**	**$**	**$**	**$**
TOTAL OFF HWY MV LIC			**$ 155,023**	**$ 141,510**	**$ 140,000**	**$ 140,000**
PL LOC DRN-SHAL						
	REV FROM USE OF MONEY & PROP					
		3605 INTEREST ON BANK DEP & INVEST	$ 61	$ 45	$ 47	$ 47
		TOTAL REV FROM USE OF MONEY & PROP	**$ 61**	**$ 45**	**$ 47**	**$ 47**
TOTAL PL LOC DRN-SHAL			**$ 61**	**$ 45**	**$ 47**	**$ 47**
PL LOC DRN-BRUND						
	REV FROM USE OF MONEY & PROP					
		3605 INTEREST ON BANK DEP & INVEST	$ 725	$ 537	$ 562	$ 562
		TOTAL REV FROM USE OF MONEY & PROP	**$ 725**	**$ 537**	**$ 562**	**$ 562**
TOTAL PL LOC DRN-BRUND			**$ 725**	**$ 537**	**$ 562**	**$ 562**
PL LOC DRN-ORNGW						
	REV FROM USE OF MONEY & PROP					
		3605 INTEREST ON BANK DEP & INVEST	$ 4,609	$ 3,422	$ 3,576	$ 3,576
		TOTAL REV FROM USE OF MONEY & PROP	**$ 4,609**	**$ 3,422**	**$ 3,576**	**$ 3,576**
TOTAL PL LOC DRN-ORNGW			**$ 4,609**	**$ 3,422**	**$ 3,576**	**$ 3,576**

State Controller Schedules
County Budget Act
January 2010 Edition, revision #1

COUNTY OF KERN
Detail of Additional Financing Sources by Fund and Account
Governmental Funds
Fiscal Year 2014-15

Schedule 6

Fund Name	Financing Source Category	Financing Source Account	Actual 2012-13	Actual 2013-14	CAO Recommended 2014-15	Adopted by the Board of Supervisors 2014-15
1	2	3	4	5	6	7
PL LOC DRN-BRECK						
	REV FROM USE OF MONEY & PROP					
		3605 INTEREST ON BANK DEP & INVEST	$ 198	$ 147	$ 154	$ 154
		TOTAL REV FROM USE OF MONEY & PROP	**$ 198**	**$ 147**	**$ 154**	**$ 154**
TOTAL PL LOC DRN-BRECK			**$ 198**	**$ 147**	**$ 154**	**$ 154**
RANGE IMP SEC 15						
	INTERGOVERNMENTAL REVENUES					
		FEDERAL				
		4120 FEDERAL-GRAZING FEE	$ 7,392	$ 6,728	$ 7,392	$ 7,392
		TOTAL FEDERAL	**$ 7,392**	**$ 6,728**	**$ 7,392**	**$ 7,392**
		TOTAL INTERGOVERNMENTAL REVENUES	**$ 7,392**	**$ 6,728**	**$ 7,392**	**$ 7,392**
	REV FROM USE OF MONEY & PROP					
		3605 INTEREST ON BANK DEP & INVEST	$ 329	$ 251	$ 263	$ 263
		TOTAL REV FROM USE OF MONEY & PROP	**$ 329**	**$ 251**	**$ 263**	**$ 263**
TOTAL RANGE IMP SEC 15			**$ 7,721**	**$ 6,979**	**$ 7,655**	**$ 7,655**
PL LOC DRN-OILDL						
	LICENSES, PERMITS & FRANCHISES					
		3390 OTHER LICENSES & PERMITS	$	80,188	$ 106,948	$ 106,948
		TOTAL LICENSES, PERMITS & FRANCHISES	**$**	**80,188**	**$ 106,948**	**$ 106,948**
	REV FROM USE OF MONEY & PROP					
		3605 INTEREST ON BANK DEP & INVEST	$ 587	$ 639	$ 600	$ 600
		TOTAL REV FROM USE OF MONEY & PROP	**$ 587**	**$ 639**	**$ 600**	**$ 600**
TOTAL PL LOC DRN-OILDL			**$ 587**	**$ 80,827**	**$ 107,548**	**$ 107,548**

State Controller Schedules
County Budget Act
January 2010 Edition, revision #1

COUNTY OF KERN
Detail of Additional Financing Sources by Fund and Account
Governmental Funds
Fiscal Year 2014-15

Schedule 6

Fund Name	Financing Source Category	Financing Source Account	Actual 2012-13	Actual 2013-14	CAO Recommended 2014-15	Adopted by the Board of Supervisors 2014-15
1	2	3	4	5	6	7
RANGE IMP SEC 3						
	INTERGOVERNMENTAL REVENUES					
		FEDERAL				
		4120 FEDERAL-GRAZING FEE	$ 1,328	$ 692	$ 1,328	$ 1,328
		TOTAL FEDERAL	**$ 1,328**	**$ 692**	**$ 1,328**	**$ 1,328**
		TOTAL INTERGOVERNMENTAL REVENUES	**$ 1,328**	**$ 692**	**$ 1,328**	**$ 1,328**
	REV FROM USE OF MONEY & PROP					
		3605 INTEREST ON BANK DEP & INVEST	$ 193	$ 139	$ 146	$ 146
		TOTAL REV FROM USE OF MONEY & PROP	**$ 193**	**$ 139**	**$ 146**	**$ 146**
TOTAL RANGE IMP SEC 3			**$ 1,521**	**$ 831**	**$ 1,474**	**$ 1,474**
INFORMATIONAL KIOSK FUND						
	MISCELLANEOUS REVENUES					
		5445 MISCELLANEOUS OTHER REVENUE	$	$	$	$
		TOTAL MISCELLANEOUS REVENUES	**$**	**$**	**$**	**$**
	REV FROM USE OF MONEY & PROP					
		3605 INTEREST ON BANK DEP & INVEST	$	$	$	$
		TOTAL REV FROM USE OF MONEY & PROP	**$**	**$**	**$**	**$**
TOTAL INFORMATIONAL KIOSK FUND			**$**	**$**	**$**	**$**
PROBATION TRN FD						
	INTERGOVERNMENTAL REVENUES					
		STATE				
		4040 STATE-SB 924 PROBATION TRAING	$ 283,961	$ 280,081	$ 290,125	$ 290,125
		TOTAL STATE	**$ 283,961**	**$ 280,081**	**$ 290,125**	**$ 290,125**
		TOTAL INTERGOVERNMENTAL REVENUES	**$ 283,961**	**$ 280,081**	**$ 290,125**	**$ 290,125**
TOTAL PROBATION TRN FD			**$ 283,961**	**$ 280,081**	**$ 290,125**	**$ 290,125**

State Controller Schedules
County Budget Act
January 2010 Edition, revision #1

COUNTY OF KERN
Detail of Additional Financing Sources by Fund and Account
Governmental Funds
Fiscal Year 2014-15

Schedule 6

Fund Name	Financing Source Category	Financing Source Account	Actual 2012-13	Actual 2013-14	CAO Recommended 2014-15	Adopted by the Board of Supervisors 2014-15
1	2	3	4	5	6	7
DNA IDENTIFICATION						
	FINES, FORFEITURES & PENALTIES					
		3480 OTHER COURT FINES	$ 486,057	$ 432,801	$ 330,000	$ 330,000
		TOTAL FINES, FORFEITURES & PENALTIES	**$ 486,057**	**$ 432,801**	**$ 330,000**	**$ 330,000**
TOTAL DNA IDENTIFICATION			**$ 486,057**	**$ 432,801**	**$ 330,000**	**$ 330,000**
LOCAL PUBLIC SAFETY						
	INTERGOVERNMENTAL REVENUES					
		STATE				
		3822 STATE AID-PUBLIC SAFETY	$ 74,557,976	$ 77,586,462	$ 72,959,508	$ 72,959,508
		TOTAL STATE	**$ 74,557,976**	**$ 77,586,462**	**$ 72,959,508**	**$ 72,959,508**
		TOTAL INTERGOVERNMENTAL REVENUES	**$ 74,557,976**	**$ 77,586,462**	**$ 72,959,508**	**$ 72,959,508**
TOTAL LOCAL PUBLIC SAFETY			**$ 74,557,976**	**$ 77,586,462**	**$ 72,959,508**	**$ 72,959,508**
SHER FAC TRNG FD						
	CHARGES FOR SERVICES					
		CHARGES FOR CURRENT SERVICES				
		4990 OTHER REIMBURSEMENTS	$ 252,142	$ 255,845	$ 250,000	$ 250,000
		TOTAL CHARGES FOR CURRENT SERVICES	**$ 252,142**	**$ 255,845**	**$ 250,000**	**$ 250,000**
		TOTAL CHARGES FOR SERVICES	**$ 252,142**	**$ 255,845**	**$ 250,000**	**$ 250,000**
TOTAL SHER FAC TRNG FD			**$ 252,142**	**$ 255,845**	**$ 250,000**	**$ 250,000**
KERN CO DEPT OF CHILD SUPPORT						
	INTERGOVERNMENTAL REVENUES					
		FEDERAL				
		4065 FED-AID FOR REIM-COST FAM SUP	$ 14,262,025	$ 14,410,052	$ 14,736,458	$ 14,736,458
		4175 FEDERAL ARRA (STIMULUS)				
		TOTAL FEDERAL	**$ 14,262,025**	**$ 14,410,052**	**$ 14,736,458**	**$ 14,736,458**
		STATE				
		3870 STATE-AID ENFRCMNT INCTVE FUND	$ 6,728,246	$ 6,796,964	$ 7,591,508	$ 7,591,508
		TOTAL STATE	**$ 6,728,246**	**$ 6,796,964**	**$ 7,591,508**	**$ 7,591,508**
		TOTAL INTERGOVERNMENTAL REVENUES	**$ 20,990,271**	**$ 21,207,016**	**$ 22,327,966**	**$ 22,327,966**

State Controller Schedules
County Budget Act
January 2010 Edition, revision #1

COUNTY OF KERN
Detail of Additional Financing Sources by Fund and Account
Governmental Funds
Fiscal Year 2014-15

Schedule 6

Fund Name	Financing Source Category		Financing Source Account	Actual 2012-13	Actual 2013-14	CAO Recommended 2014-15	Adopted by the Board of Supervisors 2014-15
1	2		3	4	5	6	7
	MISCELLANEOUS REVENUES						
		5400	JURY/WITNESS FEES FRM CNTY EMP	$ 30	$	$	$
		5420	CASH OVERAGES	100	11		
		5440	CANCELLED OUTLAWED WARRANTS				
		5445	MISCELLANEOUS OTHER REVENUE	10,225	150	100	100
	TOTAL MISCELLANEOUS REVENUES			**$ 10,355**	**$ 161**	**$ 100**	**$ 100**
	OTHER FINANCING SOURCES						
		5497	OFS/OPERATING TRANSFER IN	$ 368,970	$	$	$
	TOTAL OTHER FINANCING SOURCES			**$ 368,970**	**$**	**$**	
	REV FROM USE OF MONEY & PROP						
		3605	INTEREST ON BANK DEP & INVEST	$ 9,227	$ 6,839	$ 6,400	$ 6,400
		3717	AUTO PARKING CONCESSION	13,022	19,789	20,664	20,664
	TOTAL REV FROM USE OF MONEY & PROP			**$ 22,249**	**$ 26,628**	**$ 27,064**	**$ 27,064**
TOTAL KERN CO DEPT OF CHILD SUPPORT				**$ 21,391,845**	**$ 21,233,805**	**$ 22,355,130**	**$ 22,355,130**
AUTOMATED FINGERPRINT FUND							
	FINES, FORFEITURES & PENALTIES						
		3550	FORFEITURES & PENALTIES	$ 282,258	$ 266,938	$ 250,000	$ 250,000
	TOTAL FINES, FORFEITURES & PENALTIES			**$ 282,258**	**$ 266,938**	**$ 250,000**	**$ 250,000**
	REV FROM USE OF MONEY & PROP						
		3605	INTEREST ON BANK DEP & INVEST	$ 8,546	$ 5,407	$ 6,000	$ 6,000
	TOTAL REV FROM USE OF MONEY & PROP			**$ 8,546**	**$ 5,407**	**$ 6,000**	**$ 6,000**
TOTAL AUTOMATED FINGERPRINT FUND				**$ 290,804**	**$ 272,345**	**$ 256,000**	**$ 256,000**

State Controller Schedules
County Budget Act
January 2010 Edition, revision #1

COUNTY OF KERN
Detail of Additional Financing Sources by Fund and Account
Governmental Funds
Fiscal Year 2014-15

Schedule 6

Fund Name	Financing Source Category	Financing Source Account	Actual 2012-13	Actual 2013-14	CAO Recommended 2014-15	Adopted by the Board of Supervisors 2014-15
1	2	3	4	5	6	7
JUV JUST FAC TEMP CONST						
	FINES, FORFEITURES & PENALTIES					
		3480 OTHER COURT FINES	$ 95	$ 209	$	$
		TOTAL FINES, FORFEITURES & PENALTIES	**$ 95**	**$ 209**	**$**	**$**
	REV FROM USE OF MONEY & PROP					
		3605 INTEREST ON BANK DEP & INVEST	$ 47	$ 34	$	$
		TOTAL REV FROM USE OF MONEY & PROP	**$ 47**	**$ 34**	**$**	**$**
TOTAL JUV JUST FAC TEMP CONST			**$ 142**	**$ 243**	**$**	**$**
EMERGENCY MEDICAL SERVICES FND						
	FINES, FORFEITURES & PENALTIES					
		3518 EMERGENCY MED ASSESSMENT	$ 1,628,470	$ 1,555,380	$ 1,250,000	$ 1,250,000
		TOTAL FINES, FORFEITURES & PENALTIES	**$ 1,628,470**	**$ 1,555,380**	**$ 1,250,000**	**$ 1,250,000**
	INTERGOVERNMENTAL REVENUES					
		STATE				
		3955 STATE-AID FOR OTHER STATE AID	$	$	$	$
		TOTAL STATE	**$**	**$**	**$**	**$**
		TOTAL INTERGOVERNMENTAL REVENUES	**$**	**$**	**$**	**$**
	MISCELLANEOUS REVENUES					
		5440 CANCELLED OUTLAWED WARRANTS	$	$	$	$
		TOTAL MISCELLANEOUS REVENUES	**$**	**$**	**$**	**$**
	REV FROM USE OF MONEY & PROP					
		3605 INTEREST ON BANK DEP & INVEST	$ 4,969	$ 4,401	$ 4,536	$ 4,536
		TOTAL REV FROM USE OF MONEY & PROP	**$ 4,969**	**$ 4,401**	**$ 4,536**	**$ 4,536**
TOTAL EMERGENCY MEDICAL SERVICES FND			**$ 1,633,439**	**$ 1,559,781**	**$ 1,254,536**	**$ 1,254,536**

State Controller Schedules
County Budget Act
January 2010 Edition, revision #1

COUNTY OF KERN
Detail of Additional Financing Sources by Fund and Account
Governmental Funds
Fiscal Year 2014-15

Schedule 6

Fund Name	Financing Source Category	Financing Source Account		Actual 2012-13	Actual 2013-14	CAO Recommended 2014-15	Adopted by the Board of Supervisors 2014-15
1	2	3		4	5	6	7
AUTOMATED CO WARRANT SYSTEM							
	FINES, FORFEITURES & PENALTIES						
		3480	OTHER COURT FINES	$ 60,448	$ 51,349	$ 45,000	$ 45,000
			TOTAL FINES, FORFEITURES & PENALTIES	**$ 60,448**	**$ 51,349**	**$ 45,000**	**$ 45,000**
TOTAL AUTOMATED CO WARRANT SYSTEM				**$ 60,448**	**$ 51,349**	**$ 45,000**	**$ 45,000**
DOMESTIC VIOL PG							
	FINES, FORFEITURES & PENALTIES						
		3480	OTHER COURT FINES	$ 45,299	$ 48,744	$ 37,000	$ 37,000
			TOTAL FINES, FORFEITURES & PENALTIES	**$ 45,299**	**$ 48,744**	**$ 37,000**	**$ 37,000**
	LICENSES, PERMITS & FRANCHISES						
		3365	MARRIAGE LICENSES	$ 99,452	$ 109,802	$ 105,000	$ 105,000
			TOTAL LICENSES, PERMITS & FRANCHISES	**$ 99,452**	**$ 109,802**	**$ 105,000**	**$ 105,000**
TOTAL DOMESTIC VIOL PG				**$ 144,751**	**$ 158,546**	**$ 142,000**	**$ 142,000**
CRIMINAL JUS FACILITIES CONST							
	FINES, FORFEITURES & PENALTIES						
		3480	OTHER COURT FINES	$ 2,884,897	$ 2,735,800	$ 2,600,000	$ 2,600,000
		3489	PARKING FINES-OTHER AGENCIES	14,154	16,789	12,000	12,000
		3491	PARKING FINES-EQUIPMENT	5,371	2,483	4,000	4,000
			TOTAL FINES, FORFEITURES & PENALTIES	**$ 2,904,422**	**$ 2,755,072**	**$ 2,616,000**	**$ 2,616,000**
TOTAL CRIMINAL JUS FACILITIES CONST				**$ 2,904,422**	**$ 2,755,072**	**$ 2,616,000**	**$ 2,616,000**
RECORDER							
	CHARGES FOR SERVICES						
		CHARGES FOR CURRENT SERVICES					
		4680	RECORDING FEES	$ 2,111,037	$ 1,751,691	$ 1,790,000	$ 1,790,000
		4681	COPY & PROCESS FEES	427,065	489,411	470,000	470,000
			TOTAL CHARGES FOR CURRENT SERVICES	**$ 2,538,102**	**$ 2,241,102**	**$ 2,260,000**	**$ 2,260,000**

State Controller Schedules County Budget Act January 2010 Edition, revision #1	COUNTY OF KERN Detail of Additional Financing Sources by Fund and Account Governmental Funds Fiscal Year 2014-15	Schedule 6

Fund Name	Financing Source Category	Financing Source Account		Actual 2012-13	Actual 2013-14	CAO Recommended 2014-15	Adopted by the Board of Supervisors 2014-15
1	2	3		4	5	6	7
		CHARGES FOR SERVICES-INTERFUND					
		5326	I/F-COPY AND PROCESS FEES	$ 16,626	$ 19,975	$ 19,000	$ 19,000
			TOTAL CHARGES FOR SERVICES-INTERFUND	**$ 16,626**	**$ 19,975**	**$ 19,000**	**$ 19,000**
			TOTAL CHARGES FOR SERVICES	**$ 2,554,728**	**$ 2,261,077**	**$ 2,279,000**	**$ 2,279,000**
	LICENSES, PERMITS & FRANCHISES						
		3365	MARRIAGE LICENSES	$ 3,890	$ 4,254	$ 4,000	$ 4,000
			TOTAL LICENSES, PERMITS & FRANCHISES	**$ 3,890**	**$ 4,254**	**$ 4,000**	**$ 4,000**
	MISCELLANEOUS REVENUES						
		5400	JURY/WITNESS FEES FRM CNTY EMP	$	$	$ 40	$ 40
		5420	CASH OVERAGES	1,453	2,470	2,000	2,000
		5425	RETURNED CHECK CHARGE	700	560	550	550
		5445	MISCELLANEOUS OTHER REVENUE				
			TOTAL MISCELLANEOUS REVENUES	**$ 2,153**	**$ 3,030**	**$ 2,590**	**$ 2,590**
	OTHER FINANCING SOURCES						
		5497	OFS/OPERATING TRANSFER IN	$ 1,006,495	$ 1,092,605	$ 1,697,340	$ 1,697,340
			TOTAL OTHER FINANCING SOURCES	**$ 1,006,495**	**$ 1,092,605**	**$ 1,697,340**	**$ 1,697,340**
	REV FROM USE OF MONEY & PROP						
		3605	INTEREST ON BANK DEP & INVEST	$ 2,369	$ 2,349	$ 2,500	$ 2,500
			TOTAL REV FROM USE OF MONEY & PROP	**$ 2,369**	**$ 2,349**	**$ 2,500**	**$ 2,500**
TOTAL RECORDER				**$ 3,569,635**	**$ 3,363,315**	**$ 3,985,430**	**$ 3,985,430**
COURTHOUSE CONSTRUCTION FUND							
	FINES, FORFEITURES & PENALTIES						
		3480	OTHER COURT FINES	$	$	$	
		3489	PARKING FINES-OTHER AGENCIES				

State Controller Schedules
County Budget Act
January 2010 Edition, revision #1

COUNTY OF KERN
Detail of Additional Financing Sources by Fund and Account
Governmental Funds
Fiscal Year 2014-15

Schedule 6

Fund Name	Financing Source Category	Financing Source Account	Actual 2012-13	Actual 2013-14	CAO Recommended 2014-15	Adopted by the Board of Supervisors 2014-15
1	2	3	4	5	6	7
		3491 PARKING FINES-EQUIPMENT				
		TOTAL FINES, FORFEITURES & PENALTIES	**$**	**$**	**$**	**$**
TOTAL COURTHOUSE CONSTRUCTION FUND			**$**	**$**	**$**	**$**
RECORDER`S SSN TRUNCATION						
	CHARGES FOR SERVICES					
		CHARGES FOR CURRENT SERVICES				
		4680 RECORDING FEES	$ 160,724	$ 353	$ 5	$ 5
		TOTAL CHARGES FOR CURRENT SERVICES	**$ 160,724**	**$ 353**	**$ 5**	**$ 5**
		TOTAL CHARGES FOR SERVICES	**$ 160,724**	**$ 353**	**$ 5**	**$ 5**
	OTHER FINANCING SOURCES					
		5497 OFS/OPERATING TRANSFER IN	$ 10	$	$	
		TOTAL OTHER FINANCING SOURCES	**$ 10**	**$**	**$**	
TOTAL RECORDER`S SSN TRUNCATION			**$ 160,734**	**$ 353**	**$ 5**	**$ 5**
ALCOHOLISM PROG						
	FINES, FORFEITURES & PENALTIES					
		3455 VEHICLE CODE FINES	$ 100,060	$ 89,565	$ 72,300	$ 72,300
		TOTAL FINES, FORFEITURES & PENALTIES	**$ 100,060**	**$ 89,565**	**$ 72,300**	**$ 72,300**
	REV FROM USE OF MONEY & PROP					
		3605 INTEREST ON BANK DEP & INVEST	$ 244	$ 64	$ 287	$ 287
		TOTAL REV FROM USE OF MONEY & PROP	**$ 244**	**$ 64**	**$ 287**	**$ 287**
TOTAL ALCOHOLISM PROG			**$ 100,304**	**$ 89,629**	**$ 72,587**	**$ 72,587**
ALCOHOL ABUSE EDUCATION/PREV						
	FINES, FORFEITURES & PENALTIES					
		3480 OTHER COURT FINES	$ 85,636	$ 77,922	$ 61,277	$ 61,277
		TOTAL FINES, FORFEITURES & PENALTIES	**$ 85,636**	**$ 77,922**	**$ 61,277**	**$ 61,277**

State Controller Schedules County Budget Act January 2010 Edition, revision #1	COUNTY OF KERN Detail of Additional Financing Sources by Fund and Account Governmental Funds Fiscal Year 2014-15	Schedule 6

Fund Name	Financing Source Category	Financing Source Account	Actual 2012-13	Actual 2013-14	CAO Recommended 2014-15	Adopted by the Board of Supervisors 2014-15
1	2	3	4	5	6	7
	REV FROM USE OF MONEY & PROP					
		3605 INTEREST ON BANK DEP & INVEST	$ 406	$ 298	$ 471	$ 471
		TOTAL REV FROM USE OF MONEY & PROP	**$ 406**	**$ 298**	**$ 471**	**$ 471**
TOTAL ALCOHOL ABUSE EDUCATION/PREV			**$ 86,042**	**$ 78,220**	**$ 61,748**	**$ 61,748**
DRUG PROGRAM FUND						
	FINES, FORFEITURES & PENALTIES					
		3480 OTHER COURT FINES	$ 23,278	$ 27,540	$ 25,950	$ 25,950
		TOTAL FINES, FORFEITURES & PENALTIES	**$ 23,278**	**$ 27,540**	**$ 25,950**	**$ 25,950**
	REV FROM USE OF MONEY & PROP					
		3605 INTEREST ON BANK DEP & INVEST	$ 1,869	$ 1,257	$ 1,300	$ 1,300
		TOTAL REV FROM USE OF MONEY & PROP	**$ 1,869**	**$ 1,257**	**$ 1,300**	**$ 1,300**
TOTAL DRUG PROGRAM FUND			**$ 25,147**	**$ 28,797**	**$ 27,250**	**$ 27,250**
RECORDERS MODERNIZATION FUND						
	CHARGES FOR SERVICES					
		CHARGES FOR CURRENT SERVICES				
		4682 RECORDERS FEE-ADDITIONAL	$ 779,407	$ 633,522	$ 643,653	$ 643,653
		TOTAL CHARGES FOR CURRENT SERVICES	**$ 779,407**	**$ 633,522**	**$ 643,653**	**$ 643,653**
		TOTAL CHARGES FOR SERVICES	**$ 779,407**	**$ 633,522**	**$ 643,653**	**$ 643,653**
	OTHER FINANCING SOURCES					
		5497 OFS/OPERATING TRANSFER IN	$ 25,010	$ 25,025	$	
		TOTAL OTHER FINANCING SOURCES	**$ 25,010**	**$ 25,025**	**$**	
TOTAL RECORDERS MODERNIZATION FUND			**$ 804,417**	**$ 658,547**	**$ 643,653**	**$ 643,653**

State Controller Schedules
County Budget Act
January 2010 Edition, revision #1

COUNTY OF KERN
Detail of Additional Financing Sources by Fund and Account
Governmental Funds
Fiscal Year 2014-15

Schedule 6

Fund Name	Financing Source Category	Financing Source Account	Actual 2012-13	Actual 2013-14	CAO Recommended 2014-15	Adopted by the Board of Supervisors 2014-15
1	2	3	4	5	6	7
MICROGRAPHIC-RCD						
	CHARGES FOR SERVICES					
		CHARGES FOR CURRENT SERVICES				
		4690 RECORDING FEES-MICROGRAPHICS	$ 160,711	$ 353	$ 5	$ 5
		TOTAL CHARGES FOR CURRENT SERVICES	**$ 160,711**	**$ 353**	**$ 5**	**$ 5**
	TOTAL CHARGES FOR SERVICES		**$ 160,711**	**$ 353**	**$ 5**	**$ 5**
	OTHER FINANCING SOURCES					
		5497 OFS/OPERATING TRANSFER IN	$ 10	$	$	
	TOTAL OTHER FINANCING SOURCES		**$ 10**	**$**	**$**	
TOTAL MICROGRAPHIC-RCD			**$ 160,721**	**$ 353**	**$ 05**	**$ 05**
REDEMPTION SYSTEMS						
	FINES, FORFEITURES & PENALTIES					
		3565 PENALTIES-REDEMPTIONS	$ 212,079	$ 225,619	$ 661,411	$ 661,411
	TOTAL FINES, FORFEITURES & PENALTIES		**$ 212,079**	**$ 225,619**	**$ 661,411**	**$ 661,411**
TOTAL REDEMPTION SYSTEMS			**$ 212,079**	**$ 225,619**	**$ 661,411**	**$ 661,411**
ABATEMENT COST						
	CHARGES FOR SERVICES					
		CHARGES FOR CURRENT SERVICES				
		4303 SPECIAL ASSESSMENTS-CURRENT	$ (10)	$ (10)	$	
		TOTAL CHARGES FOR CURRENT SERVICES	**$ (10)**	**$ (10)**	**$**	
	TOTAL CHARGES FOR SERVICES		**$ (10)**	**$ (10)**	**$**	
	FINES, FORFEITURES & PENALTIES					
		3565 PENALTIES-REDEMPTIONS	$ 7,303	$ 17,791	$	
	TOTAL FINES, FORFEITURES & PENALTIES		**$ 7,303**	**$ 17,791**	**$**	

State Controller Schedules
County Budget Act
January 2010 Edition, revision #1

COUNTY OF KERN
Detail of Additional Financing Sources by Fund and Account
Governmental Funds
Fiscal Year 2014-15

Schedule 6

Fund Name	Financing Source Category		Financing Source Account	Actual 2012-13	Actual 2013-14	CAO Recommended 2014-15	Adopted by the Board of Supervisors 2014-15
1	2		3	4	5	6	7
	REV FROM USE OF MONEY & PROP						
		3615	INTEREST FROM OTHER SOURCES	$	$	$	$
			TOTAL REV FROM USE OF MONEY & PROP	**$**	**$**	**$**	**$**
	TAXES CURRENT PROPERTY						
		3005	PROPERTY TAXES-CURRENT SECURED	$ 16,304	$ 20,042	$ 10,000	$ 10,000
			TOTAL TAXES CURRENT PROPERTY	**$ 16,304**	**$ 20,042**	**$ 10,000**	**$ 10,000**
	TAXES OTHER THAN CURRENT PROP						
		3015	PROPERTY TAXES-PRIOR SECURED	$ 17,698	$ 42,373	$	$
			TOTAL TAXES OTHER THAN CURRENT PROP	**$ 17,698**	**$ 42,373**	**$**	**$**
TOTAL ABATEMENT COST				**$ 41,295**	**$ 80,196**	**$ 10,000**	**$ 10,000**
COUNTY LOCAL REVENUE FUND 2011							
	INTERGOVERNMENTAL REVENUES						
		STATE					
		4000	ST AID-LOCAL COMM CORRECT ACCT	$ 23,452,007	$ 38,165,028	$ 25,989,464	$ 25,989,464
		4001	ST AID-TRIAL CT SECURTY ACCT	9,960,019	10,821,471	10,109,708	10,109,708
		4002	ST AID-DA AND PUB DEF ACCT	440,729	713,973	476,954	476,954
		4003	ST AID-JUVENILE JUST ACCT				
		4005	ST AID-SUPP LAW ENFORCE ACCT				
		4006	ST AID-ADULT PROTECTIVE SERV	1,157,484	1,358,293	1,309,108	1,309,108
		4007	ST AID-CHILD WELFARE	17,329,936	22,288,957	20,128,233	20,128,233
		4008	ST AID-CHILD ABUSE PREVENTION	275,298	334,505	311,359	311,359
		4009	ST AID-ADOPTIONS	1,093,669	1,529,068	1,561,652	1,561,652
		4010	ST AID-ADOPTIONS ASSIST PROGM	13,774,926	16,353,293	15,579,362	15,579,362
		4011	ST AID-FOSTER CARE ASSISTANCE	12,887,289	15,653,751	14,575,448	14,575,448
		4012	ST AID-FOSTER CARE ADMIN	678,594	792,326	767,486	767,486
		4013	ST AID-MENTAL HEALTH	22,593,897	22,875,090	22,657,898	22,657,898
		4014	ST AID-DRUG COURT	432,901	432,058	397,853	397,853
		4015	ST ADI-NON DRUG MEDI-CAL	475,897	492,812	437,367	437,367
		4016	ST AID-DRUG MEDI-CAL	2,824,004	2,819,702	2,595,369	2,595,369

State Controller Schedules
County Budget Act
January 2010 Edition, revision #1

COUNTY OF KERN
Detail of Additional Financing Sources by Fund and Account
Governmental Funds
Fiscal Year 2014-15

Schedule 6

Fund Name	Financing Source Category	Financing Source Account		Actual 2012-13	Actual 2013-14	CAO Recommended 2014-15	Adopted by the Board of Supervisors 2014-15
1	2	3		4	5	6	7
		4017	ST AID-EPSDT	11,217,919	11,346,229	10,309,704	10,309,704
		4018	ST AID-MH MANAGED CARE	7,536,206	7,622,407	6,926,068	6,926,068
		4019	ST-AID ELE-CAMP FUNDING	3,016,380	3,153,981	2,700,000	2,700,000
		4020	ST-AID ELE-BOOKING FEES	642,814	821,368	732,680	732,680
		4021	ST-AID ELE-RURAL CRIME	449,031	572,059	546,991	546,991
		4022	ST-AID ELE-CALMMET	977,592	1,244,939	1,190,864	1,190,864
		4024	ST-AID ELE-COPS/SLESF	4,951,640	5,974,321	5,350,069	5,350,069
		4025	ST-AID ELE-JUV PROBATION	3,439,281	4,383,225	4,194,122	4,194,122
		4029	ST-AID JJ-YOGB	3,417,896	4,538,181	3,892,260	3,892,260
		4030	ST-AID JJ-JUV REENTRY	470,112	569,571	481,255	481,255
			TOTAL STATE	**$ 143,495,521**	**$ 174,856,608**	**$ 153,221,274**	**$ 153,221,274**
			TOTAL INTERGOVERNMENTAL REVENUES	**$ 143,495,521**	**$ 174,856,608**	**$ 153,221,274**	**$ 153,221,274**
	MISCELLANEOUS REVENUES						
		5505	OFS/CO CONTRI/REALIGNMENT 2011	$	$	$	$
			TOTAL MISCELLANEOUS REVENUES	**$**	**$**	**$**	**$**
	OTHER FINANCING SOURCES						
		5497	OFS/OPERATING TRANSFER IN	$ 200,000	$	$	$
			TOTAL OTHER FINANCING SOURCES	**$ 200,000**	**$**	**$**	**$**
TOTAL COUNTY LOCAL REVENUE FUND 2011				**$ 143,695,521**	**$ 174,856,608**	**$ 153,221,274**	**$ 153,221,274**
A-C FARM ADV AGRI RESEARCH							
	REV FROM USE OF MONEY & PROP						
		3605	INTEREST ON BANK DEP & INVEST	$	$	$	$
			TOTAL REV FROM USE OF MONEY & PROP	**$**	**$**	**$**	**$**
TOTAL A-C FARM ADV AGRI RESEARCH				**$**	**$**	**$**	**$**

State Controller Schedules
County Budget Act
January 2010 Edition, revision #1

COUNTY OF KERN
Detail of Additional Financing Sources by Fund and Account
Governmental Funds
Fiscal Year 2014-15

Schedule 6

Fund Name	Financing Source Category	Financing Source Account	Actual 2012-13	Actual 2013-14	CAO Recommended 2014-15	Adopted by the Board of Supervisors 2014-15
1	2	3	4	5	6	7
ANIMAL CARE DONATIONS						
	LICENSES, PERMITS & FRANCHISES					
	3155	ANIMAL LICENSES	$	$	$	$
		TOTAL LICENSES, PERMITS & FRANCHISES	**$**	**$**	**$**	**$**
	MISCELLANEOUS REVENUES					
	5405	GIFTS AND DONATIONS	$ 68,941	$ 10,477	$ 10,200	$ 10,200
	5730	TRUST FUNDS-OTHER	(58,500)			
		TOTAL MISCELLANEOUS REVENUES	**$ 10,441**	**$ 10,477**	**$ 10,200**	**$ 10,200**
	REV FROM USE OF MONEY & PROP					
	3605	INTEREST ON BANK DEP & INVEST	$ 353	$ 223	$ 300	$ 300
		TOTAL REV FROM USE OF MONEY & PROP	**$ 353**	**$ 223**	**$ 300**	**$ 300**
TOTAL ANIMAL CARE DONATIONS			**$ 10,794**	**$ 10,700**	**$ 10,500**	**$ 10,500**
ANIMAL CARE						
	REV FROM USE OF MONEY & PROP					
	3605	INTEREST ON BANK DEP & INVEST	$ 124	$ 76	$	
		TOTAL REV FROM USE OF MONEY & PROP	**$ 124**	**$ 76**	**$**	
TOTAL ANIMAL CARE			**$ 124**	**$ 76**	**$**	
STERILIZATION FUND						
	LICENSES, PERMITS & FRANCHISES					
	3155	ANIMAL LICENSES	$ 32,740	$ 28,680	$ 36,629	$ 36,629
		TOTAL LICENSES, PERMITS & FRANCHISES	**$ 32,740**	**$ 28,680**	**$ 36,629**	**$ 36,629**

State Controller Schedules
County Budget Act
January 2010 Edition, revision #1

COUNTY OF KERN
Detail of Additional Financing Sources by Fund and Account
Governmental Funds
Fiscal Year 2014-15

Schedule 6

Fund Name	Financing Source Category	Financing Source Account	Actual 2012-13	Actual 2013-14	CAO Recommended 2014-15	Adopted by the Board of Supervisors 2014-15
1	2	3	4	5	6	7
	MISCELLANEOUS REVENUES					
		5730 TRUST FUNDS-OTHER	$ 15	$	$	$
		TOTAL MISCELLANEOUS REVENUES	**$ 15**	**$**	**$**	**$**
TOTAL STERILIZATION FUND			**$ 32,755**	**$ 28,680**	**$ 36,629**	**$ 36,629**
BOARD OF TRADE-ADVERTISING						
	MISCELLANEOUS REVENUES					
		5444 MISC OTHER REVENUE-PRIOR YEAR	$ 11,052	$ 555	$	$
		5445 MISCELLANEOUS OTHER REVENUE	58,028	36,214	64,900	64,900
		TOTAL MISCELLANEOUS REVENUES	**$ 69,080**	**$ 36,769**	**$ 64,900**	**$ 64,900**
	OTHER FINANCING SOURCES					
		5497 OFS/OPERATING TRANSFER IN	$	$	$	$
		TOTAL OTHER FINANCING SOURCES	**$**	**$**	**$**	**$**
	REV FROM USE OF MONEY & PROP					
		3605 INTEREST ON BANK DEP & INVEST	$ 576	$ 687	$ 600	$ 600
		TOTAL REV FROM USE OF MONEY & PROP	**$ 576**	**$ 687**	**$ 600**	**$ 600**
TOTAL BOARD OF TRADE-ADVERTISING			**$ 69,656**	**$ 37,456**	**$ 65,500**	**$ 65,500**
GENERAL PLAN ADMIN SURCHARGE						
	CHARGES FOR SERVICES					
		CHARGES FOR CURRENT SERVICES				
		4445 GENERAL PLAN AMENDMENTS	$ 572,575	$ 657,281	$ 460,000	$ 460,000
		TOTAL CHARGES FOR CURRENT SERVICES	**$ 572,575**	**$ 657,281**	**$ 460,000**	**$ 460,000**
		TOTAL CHARGES FOR SERVICES	**$ 572,575**	**$ 657,281**	**$ 460,000**	**$ 460,000**

State Controller Schedules
County Budget Act
January 2010 Edition, revision #1

COUNTY OF KERN
Detail of Additional Financing Sources by Fund and Account
Governmental Funds
Fiscal Year 2014-15

Schedule 6

Fund Name	Financing Source Category	Financing Source Account	Actual 2012-13	Actual 2013-14	CAO Recommended 2014-15	Adopted by the Board of Supervisors 2014-15
1	2	3	4	5	6	7
	REV FROM USE OF MONEY & PROP					
		3605 INTEREST ON BANK DEP & INVEST	$ 5,589	$ 5,788	$ 6,000	$ 6,000
		TOTAL REV FROM USE OF MONEY & PROP	**$ 5,589**	**$ 5,788**	**$ 6,000**	**$ 6,000**
TOTAL GENERAL PLAN ADMIN SURCHARGE			**$ 578,164**	**$ 663,069**	**$ 466,000**	**$ 466,000**
CO-WIDE CRIME PREV. P.C.1202.5						
	FINES, FORFEITURES & PENALTIES					
		3550 FORFEITURES & PENALTIES	$ 550	$ 723	$	
		TOTAL FINES, FORFEITURES & PENALTIES	**$ 550**	**$ 723**	**$**	
TOTAL CO-WIDE CRIME PREV. P.C.1202.5			**$ 550**	**$ 723**	**$**	
D.A.-LOCAL FORFEITURE TRUST						
	FINES, FORFEITURES & PENALTIES					
		3550 FORFEITURES & PENALTIES	$ 92,767	$ 53,755	$ 50,000	$ 50,000
		TOTAL FINES, FORFEITURES & PENALTIES	**$ 92,767**	**$ 53,755**	**$ 50,000**	**$ 50,000**
	REV FROM USE OF MONEY & PROP					
		3605 INTEREST ON BANK DEP & INVEST	$ 3,190	$ 2,719	$	
		TOTAL REV FROM USE OF MONEY & PROP	**$ 3,190**	**$ 2,719**	**$**	
TOTAL D.A.-LOCAL FORFEITURE TRUST			**$ 95,957**	**$ 56,474**	**$ 50,000**	**$ 50,000**
SOLID WASTE-LEA GRANT						
	INTERGOVERNMENTAL REVENUES					
		STATE				
		3955 STATE-AID FOR OTHER STATE AID	$ 34,399	$ 3,448	$	
		TOTAL STATE	**$ 34,399**	**$ 3,448**	**$**	
		TOTAL INTERGOVERNMENTAL REVENUES	**$ 34,399**	**$ 3,448**	**$**	

State Controller Schedules
County Budget Act
January 2010 Edition, revision #1

COUNTY OF KERN
Detail of Additional Financing Sources by Fund and Account
Governmental Funds
Fiscal Year 2014-15

Schedule 6

Fund Name	Financing Source Category	Financing Source Account	Actual 2012-13	Actual 2013-14	CAO Recommended 2014-15	Adopted by the Board of Supervisors 2014-15
1	2	3	4	5	6	7
	REV FROM USE OF MONEY & PROP					
		3605 INTEREST ON BANK DEP & INVEST	$ 222	$ 113	$	$
		TOTAL REV FROM USE OF MONEY & PROP	**$ 222**	**$ 113**	**$**	**$**
TOTAL SOLID WASTE-LEA GRANT			**$ 34,621**	**$ 3,561**	**$**	**$**
HEALTH-LOCAL OPTION						
	CHARGES FOR SERVICES					
		CHARGES FOR CURRENT SERVICES				
		4751 HEALTH SERVICES-HAZARDOUS WST	$ 6,000	$ (23,861)	$	$
		TOTAL CHARGES FOR CURRENT SERVICES	**$ 6,000**	**$ (23,861)**	**$**	**$**
		TOTAL CHARGES FOR SERVICES	**$ 6,000**	**$ (23,861)**	**$**	**$**
	REV FROM USE OF MONEY & PROP					
		3605 INTEREST ON BANK DEP & INVEST	$ 125	$ 54	$	$
		TOTAL REV FROM USE OF MONEY & PROP	**$ 125**	**$ 54**	**$**	**$**
TOTAL HEALTH-LOCAL OPTION			**$ 6,125**	**$ (23,807)**	**$**	**$**
HLTH-STATE L.U.S.T. PROG						
	CHARGES FOR SERVICES					
		CHARGES FOR CURRENT SERVICES				
		4751 HEALTH SERVICES-HAZARDOUS WST	$ 2,900	$ 50	$	$
		TOTAL CHARGES FOR CURRENT SERVICES	**$ 2,900**	**$ 50**	**$**	**$**
		TOTAL CHARGES FOR SERVICES	**$ 2,900**	**$ 50**	**$**	**$**
TOTAL HLTH-STATE L.U.S.T. PROG			**$ 2,900**	**$ 50**	**$**	**$**
PUBLIC HEALTH MISCELLANEOUS						
	CHARGES FOR SERVICES					
		CHARGES FOR CURRENT SERVICES				
		4990 OTHER REIMBURSEMENTS	$ 1,960	$ 1,368	$ 1,000	$ 1,000
		TOTAL CHARGES FOR CURRENT SERVICES	**$ 1,960**	**$ 1,368**	**$ 1,000**	**$ 1,000**
		TOTAL CHARGES FOR SERVICES	**$ 1,960**	**$ 1,368**	**$ 1,000**	**$ 1,000**

State Controller Schedules
County Budget Act
January 2010 Edition, revision #1

COUNTY OF KERN
Detail of Additional Financing Sources by Fund and Account
Governmental Funds
Fiscal Year 2014-15

Schedule 6

Fund Name	Financing Source Category	Financing Source Account	Actual 2012-13	Actual 2013-14	CAO Recommended 2014-15	Adopted by the Board of Supervisors 2014-15
1	2	3	4	5	6	7
	INTERGOVERNMENTAL REVENUES					
		STATE				
		3995 STATE-AID MANDATED COST REIMB	$ 4,950	$ 10,050	$	$
		TOTAL STATE	**$ 4,950**	**$ 10,050**	**$**	**$**
	TOTAL INTERGOVERNMENTAL REVENUES		**$ 4,950**	**$ 10,050**	**$**	**$**
	MISCELLANEOUS REVENUES					
		5405 GIFTS AND DONATIONS	$	$	$	$
		5445 MISCELLANEOUS OTHER REVENUE				
	TOTAL MISCELLANEOUS REVENUES		**$**	**$**	**$**	**$**
TOTAL PUBLIC HEALTH MISCELLANEOUS			**$ 6,910**	**$ 11,418**	**$ 1,000**	**$ 1,000**
HEALTH-FAX DEATH CERTIFICATES						
	MISCELLANEOUS REVENUES					
		5445 MISCELLANEOUS OTHER REVENUE	$	$	$	$
	TOTAL MISCELLANEOUS REVENUES		**$**	**$**	**$**	**$**
	REV FROM USE OF MONEY & PROP					
		3605 INTEREST ON BANK DEP & INVEST	$	$	$	$
	TOTAL REV FROM USE OF MONEY & PROP		**$**	**$**	**$**	**$**
TOTAL HEALTH-FAX DEATH CERTIFICATES			**$**	**$**	**$**	**$**
HEALTH-MAA/TCM						
	INTERGOVERNMENTAL REVENUES					
		FEDERAL				
		4140 FEDERAL-OTHER AID	$ 94,136	$ 93,124	$ 100,000	$ 100,000
		TOTAL FEDERAL	**$ 94,136**	**$ 93,124**	**$ 100,000**	**$ 100,000**
	TOTAL INTERGOVERNMENTAL REVENUES		**$ 94,136**	**$ 93,124**	**$ 100,000**	**$ 100,000**

State Controller Schedules
County Budget Act
January 2010 Edition, revision #1

COUNTY OF KERN
Detail of Additional Financing Sources by Fund and Account
Governmental Funds
Fiscal Year 2014-15

Schedule 6

Fund Name	Financing Source Category	Financing Source Account	Actual 2012-13	Actual 2013-14	CAO Recommended 2014-15	Adopted by the Board of Supervisors 2014-15
1	2	3	4	5	6	7
	REV FROM USE OF MONEY & PROP					
		3605 INTEREST ON BANK DEP & INVEST	$ 183	$ 338	$ 400	$ 400
		TOTAL REV FROM USE OF MONEY & PROP	**$ 183**	**$ 338**	**$ 400**	**$ 400**
TOTAL HEALTH-MAA/TCM			**$ 94,319**	**$ 93,462**	**$ 100,400**	**$ 100,400**
H1N1 PUB HLTH EMERG RESP FUNDS						
	INTERGOVERNMENTAL REVENUES					
		FEDERAL				
		4100 FEDERAL-HEALTH-ADMINISTRATION	$	$	$	$
		TOTAL FEDERAL	**$**	**$**	**$**	**$**
		TOTAL INTERGOVERNMENTAL REVENUES	**$**	**$**	**$**	**$**
	REV FROM USE OF MONEY & PROP					
		3605 INTEREST ON BANK DEP & INVEST	$	$	$	$
		TOTAL REV FROM USE OF MONEY & PROP	**$**	**$**	**$**	**$**
TOTAL H1N1 PUB HLTH EMERG RESP FUNDS			**$**	**$**	**$**	**$**
CHILD RESTRAINT LOANER PRG						
	CHARGES FOR SERVICES					
		CHARGES FOR CURRENT SERVICES				
		4990 OTHER REIMBURSEMENTS	$ 2,057	$ 2,687	$ 3,000	$ 3,000
		5245 REIMB CHILD RESTRAINT LOANER	40,795	39,355	40,000	40,000
		TOTAL CHARGES FOR CURRENT SERVICES	**$ 42,852**	**$ 42,042**	**$ 43,000**	**$ 43,000**
		TOTAL CHARGES FOR SERVICES	**$ 42,852**	**$ 42,042**	**$ 43,000**	**$ 43,000**
TOTAL CHILD RESTRAINT LOANER PRG			**$ 42,852**	**$ 42,042**	**$ 43,000**	**$ 43,000**
D. A. EQUIPMENT/AUTOMATION						
	FINES, FORFEITURES & PENALTIES					
		3550 FORFEITURES & PENALTIES	$	$	$	$
		TOTAL FINES, FORFEITURES & PENALTIES	**$**	**$**	**$**	**$**

State Controller Schedules
County Budget Act
January 2010 Edition, revision #1

COUNTY OF KERN
Detail of Additional Financing Sources by Fund and Account
Governmental Funds
Fiscal Year 2014-15

Schedule 6

Fund Name	Financing Source Category		Financing Source Account	Actual 2012-13	Actual 2013-14	CAO Recommended 2014-15	Adopted by the Board of Supervisors 2014-15
1	2		3	4	5	6	7
	REV FROM USE OF MONEY & PROP						
		3605	INTEREST ON BANK DEP & INVEST	$ 3,629	$ 2,235	$ 1,800	$ 1,800
			TOTAL REV FROM USE OF MONEY & PROP	**$ 3,629**	**$ 2,235**	**$ 1,800**	**$ 1,800**
TOTAL D. A. EQUIPMENT/AUTOMATION				**$ 3,629**	**$ 2,235**	**$ 1,800**	**$ 1,800**
KCIRT							
	MISCELLANEOUS REVENUES						
		5445	MISCELLANEOUS OTHER REVENUE	$	$	$	$
			TOTAL MISCELLANEOUS REVENUES	**$**	**$**	**$**	**$**
	REV FROM USE OF MONEY & PROP						
		3605	INTEREST ON BANK DEP & INVEST	$ 3	$	$	$
			TOTAL REV FROM USE OF MONEY & PROP	**$ 3**	**$**	**$**	**$**
TOTAL KCIRT				**$ 3**	**$**	**$**	**$**
MENTAL HEALTH SERVICES ACT							
	INTERGOVERNMENTAL REVENUES						
		STATE 3905	STATE-AID FOR MENTAL HEALTH	$ 38,940,110	$ 25,883,511	$ 28,940,044	$ 28,940,044
			TOTAL STATE	**$ 38,940,110**	**$ 25,883,511**	**$ 28,940,044**	**$ 28,940,044**
			TOTAL INTERGOVERNMENTAL REVENUES	**$ 38,940,110**	**$ 25,883,511**	**$ 28,940,044**	**$ 28,940,044**
	REV FROM USE OF MONEY & PROP						
		3605	INTEREST ON BANK DEP & INVEST	$ 188,503	$ 130,311	$ 103,000	$ 103,000
			TOTAL REV FROM USE OF MONEY & PROP	**$ 188,503**	**$ 130,311**	**$ 103,000**	**$ 103,000**
TOTAL MENTAL HEALTH SERVICES ACT				**$ 39,128,613**	**$ 26,013,822**	**$ 29,043,044**	**$ 29,043,044**

State Controller Schedules
County Budget Act
January 2010 Edition, revision #1

COUNTY OF KERN
Detail of Additional Financing Sources by Fund and Account
Governmental Funds
Fiscal Year 2014-15

Schedule 6

Fund Name	Financing Source Category	Financing Source Account	Actual 2012-13	Actual 2013-14	CAO Recommended 2014-15	Adopted by the Board of Supervisors 2014-15
1	2	3	4	5	6	7
MHSA PRUDENT RESERVE						
	OTHER FINANCING SOURCES					
	5497	OFS/OPERATING TRANSFER IN	$ 3,529,368	$	$	$
		TOTAL OTHER FINANCING SOURCES	**$ 3,529,368**	**$**	**$**	**$**
	REV FROM USE OF MONEY & PROP					
	3605	INTEREST ON BANK DEP & INVEST	$ 45,026	$ 45,143	$	$
		TOTAL REV FROM USE OF MONEY & PROP	**$ 45,026**	**$ 45,143**	**$**	**$**
TOTAL MHSA PRUDENT RESERVE			**$ 3,574,394**	**$ 45,143**	**$**	**$**
CRIMINALISTICS LABORATORIES						
	FINES, FORFEITURES & PENALTIES					
	3550	FORFEITURES & PENALTIES	$ 122,591	$ 23,855	$ 18,000	$ 18,000
		TOTAL FINES, FORFEITURES & PENALTIES	**$ 122,591**	**$ 23,855**	**$ 18,000**	**$ 18,000**
TOTAL CRIMINALISTICS LABORATORIES			**$ 122,591**	**$ 23,855**	**$ 18,000**	**$ 18,000**
ASSET FORFEITURE 15 PERCENT						
	FINES, FORFEITURES & PENALTIES					
	3550	FORFEITURES & PENALTIES	$ 7,500	$ 255	$	$
		TOTAL FINES, FORFEITURES & PENALTIES	**$ 7,500**	**$ 255**	**$**	**$**
	REV FROM USE OF MONEY & PROP					
	3605	INTEREST ON BANK DEP & INVEST	$ 33	$ 41	$	$
		TOTAL REV FROM USE OF MONEY & PROP	**$ 33**	**$ 41**	**$**	**$**
TOTAL ASSET FORFEITURE 15 PERCENT			**$ 7,533**	**$ 296**	**$**	**$**

State Controller Schedules
County Budget Act
January 2010 Edition, revision #1

COUNTY OF KERN
Detail of Additional Financing Sources by Fund and Account
Governmental Funds
Fiscal Year 2014-15

Schedule 6

Fund Name	Financing Source Category	Financing Source Account	Actual 2012-13	Actual 2013-14	CAO Recommended 2014-15	Adopted by the Board of Supervisors 2014-15
1	2	3	4	5	6	7
PROBATION ASSET FORFEITURE						
	FINES, FORFEITURES & PENALTIES					
		3550 FORFEITURES & PENALTIES	$ 10,719	$ 1,662	$	$
		TOTAL FINES, FORFEITURES & PENALTIES	**$ 10,719**	**$ 1,662**	**$**	**$**
	REV FROM USE OF MONEY & PROP					
		3605 INTEREST ON BANK DEP & INVEST	$ 309	$ 286	$ 400	$ 400
		TOTAL REV FROM USE OF MONEY & PROP	**$ 309**	**$ 286**	**$ 400**	**$ 400**
TOTAL PROBATION ASSET FORFEITURE			**$ 11,028**	**$ 1,948**	**$ 400**	**$ 400**
ASSET FORFEITURE FEDERAL						
	FINES, FORFEITURES & PENALTIES					
		3550 FORFEITURES & PENALTIES	$	$	83,618 $	$
		TOTAL FINES, FORFEITURES & PENALTIES	**$**	**$**	**83,618 $**	**$**
TOTAL ASSET FORFEITURE FEDERAL			**$**	**$**	**83,618 $**	**$**
HEALTH-NNFP						
	CHARGES FOR SERVICES					
		CHARGES FOR CURRENT SERVICES				
		4990 OTHER REIMBURSEMENTS	$	$	$	$
		TOTAL CHARGES FOR CURRENT SERVICES	**$**	**$**	**$**	**$**
		TOTAL CHARGES FOR SERVICES	**$**	**$**	**$**	**$**
	REV FROM USE OF MONEY & PROP					
		3605 INTEREST ON BANK DEP & INVEST	$ 8	$	$	$
		TOTAL REV FROM USE OF MONEY & PROP	**$ 8**	**$**	**$**	**$**
TOTAL HEALTH-NNFP			**$ 8**	**$**	**$**	**$**

State Controller Schedules
County Budget Act
January 2010 Edition, revision #1

COUNTY OF KERN
Detail of Additional Financing Sources by Fund and Account
Governmental Funds
Fiscal Year 2014-15

Schedule 6

Fund Name	Financing Source Category	Financing Source Account	Actual 2012-13	Actual 2013-14	CAO Recommended 2014-15	Adopted by the Board of Supervisors 2014-15
1	2	3	4	5	6	7
TRUCK 21 REPLACEMENT						
	REV FROM USE OF MONEY & PROP					
		3605 INTEREST ON BANK DEP & INVEST	$ 20	$ 14	$	$
		TOTAL REV FROM USE OF MONEY & PROP	**$ 20**	**$ 14**	**$**	**$**
TOTAL TRUCK 21 REPLACEMENT			**$ 20**	**$ 14**	**$**	**$**
FIXED WING AIRCRAFT						
	CHARGES FOR SERVICES					
		CHARGES FOR CURRENT SERVICES				
		5254 FIRE COSTS REIMBURSEMENTS	$	$	$	$
		TOTAL CHARGES FOR CURRENT SERVICES	**$**	**$**	**$**	**$**
		TOTAL CHARGES FOR SERVICES	**$**	**$**	**$**	**$**
	REV FROM USE OF MONEY & PROP					
		3605 INTEREST ON BANK DEP & INVEST	$ 847	$ 153	$	$
		TOTAL REV FROM USE OF MONEY & PROP	**$ 847**	**$ 153**	**$**	**$**
TOTAL FIXED WING AIRCRAFT			**$ 847**	**$ 153**	**$**	**$**
VEHICLE/APPARATUS						
	OTHER FINANCING SOURCES					
		5492 SALES-FIXED ASSETS	$ 132,037	$ 100,406	$	$
		TOTAL OTHER FINANCING SOURCES	**$ 132,037**	**$ 100,406**	**$**	**$**
	REV FROM USE OF MONEY & PROP					
		3605 INTEREST ON BANK DEP & INVEST	$ 3,494	$ 677	$	$
		TOTAL REV FROM USE OF MONEY & PROP	**$ 3,494**	**$ 677**	**$**	**$**
TOTAL VEHICLE/APPARATUS			**$ 135,531**	**$ 101,083**	**$**	**$**

State Controller Schedules
County Budget Act
January 2010 Edition, revision #1

COUNTY OF KERN
Detail of Additional Financing Sources by Fund and Account
Governmental Funds
Fiscal Year 2014-15

Schedule 6

Fund Name	Financing Source Category	Financing Source Account	Actual 2012-13	Actual 2013-14	CAO Recommended 2014-15	Adopted by the Board of Supervisors 2014-15
1	2	3	4	5	6	7
HAZARDOUS WASTE SETTLEMNTS						
	FINES, FORFEITURES & PENALTIES					
	3550	FORFEITURES & PENALTIES	$ 50,500	$ 158,988	$	$
		TOTAL FINES, FORFEITURES & PENALTIES	**$ 50,500**	**$ 158,988**	**$**	**$**
TOTAL HAZARDOUS WASTE SETTLEMNTS			**$ 50,500**	**$ 158,988**	**$**	**$**
SHERIFF`S-RURAL CRIME						
	REV FROM USE OF MONEY & PROP					
	3605	INTEREST ON BANK DEP & INVEST	$	$	$	$
		TOTAL REV FROM USE OF MONEY & PROP	**$**	**$**	**$**	**$**
TOTAL SHERIFF`S-RURAL CRIME			**$**	**$**	**$**	**$**
SHERIFF`S CAL-ID						
	FINES, FORFEITURES & PENALTIES					
	3455	VEHICLE CODE FINES	$ 671,139	$ 691,704	$ 675,000	$ 675,000
	3555	JUDGMENTS & DAMAGES	147,500			
		TOTAL FINES, FORFEITURES & PENALTIES	**$ 818,639**	**$ 691,704**	**$ 675,000**	**$ 675,000**
	REV FROM USE OF MONEY & PROP					
	3605	INTEREST ON BANK DEP & INVEST	$ 16,788	$ 13,477	$ 15,000	$ 15,000
		TOTAL REV FROM USE OF MONEY & PROP	**$ 16,788**	**$ 13,477**	**$ 15,000**	**$ 15,000**
TOTAL SHERIFF`S CAL-ID			**$ 835,427**	**$ 705,181**	**$ 690,000**	**$ 690,000**
SHERIFF`S CIVIL SUBPOENAS						
	MISCELLANEOUS REVENUES					
	5400	JURY/WITNESS FEES FRM CNTY EMP	$ 10,525	$ (15,598)	$ 7,036	$ 7,036
		TOTAL MISCELLANEOUS REVENUES	**$ 10,525**	**$ (15,598)**	**$ 7,036**	**$ 7,036**
TOTAL SHERIFF`S CIVIL SUBPOENAS			**$ 10,525**	**$ (15,598)**	**$ 7,036**	**$ 7,036**

State Controller Schedules
County Budget Act
January 2010 Edition, revision #1

COUNTY OF KERN
Detail of Additional Financing Sources by Fund and Account
Governmental Funds
Fiscal Year 2014-15

Schedule 6

Fund Name	Financing Source Category	Financing Source Account	Actual 2012-13	Actual 2013-14	CAO Recommended 2014-15	Adopted by the Board of Supervisors 2014-15
1	2	3	4	5	6	7
KNET-SPC ASSET FORFEITURE REV						
	FINES, FORFEITURES & PENALTIES					
		3550 FORFEITURES & PENALTIES	$ 64,350	$ 108,823	$ 60,000	$ 60,000
		TOTAL FINES, FORFEITURES & PENALTIES	**$ 64,350**	**$ 108,823**	**$ 60,000**	**$ 60,000**
	INTERGOVERNMENTAL REVENUES					
		FEDERAL				
		4175 FEDERAL ARRA (STIMULUS)	$	$	$	$
		TOTAL FEDERAL	**$**	**$**	**$**	**$**
		TOTAL INTERGOVERNMENTAL REVENUES	**$**	**$**	**$**	**$**
	REV FROM USE OF MONEY & PROP					
		3605 INTEREST ON BANK DEP & INVEST	$ 729	$ 838	$ 700	$ 700
		TOTAL REV FROM USE OF MONEY & PROP	**$ 729**	**$ 838**	**$ 700**	**$ 700**
TOTAL KNET-SPC ASSET FORFEITURE REV			**$ 65,079**	**$ 109,661**	**$ 60,700**	**$ 60,700**
SHERIFF`S DRUG ABUSE GANG DIVR						
	OTHER FINANCING SOURCES					
		5497 OFS/OPERATING TRANSFER IN	$ 6,915	$ 11,381	$ 16,000	$ 16,000
		TOTAL OTHER FINANCING SOURCES	**$ 6,915**	**$ 11,381**	**$ 16,000**	**$ 16,000**
	REV FROM USE OF MONEY & PROP					
		3605 INTEREST ON BANK DEP & INVEST	$ 1,367	$ 892	$ 800	$ 800
		TOTAL REV FROM USE OF MONEY & PROP	**$ 1,367**	**$ 892**	**$ 800**	**$ 800**
TOTAL SHERIFF`S DRUG ABUSE GANG DIVR			**$ 8,282**	**$ 12,273**	**$ 16,800**	**$ 16,800**
SHERIFF`S TRAINING						
	CHARGES FOR SERVICES					
		CHARGES FOR SERVICES-INTERFUND				
		5336 I/F-INTERFUND REVENUE-OTHER	$	$	$	$
		TOTAL CHARGES FOR SERVICES-INTERFUND	**$**	**$**	**$**	**$**
		TOTAL CHARGES FOR SERVICES	**$**	**$**	**$**	**$**

State Controller Schedules
County Budget Act
January 2010 Edition, revision #1

COUNTY OF KERN
Detail of Additional Financing Sources by Fund and Account
Governmental Funds
Fiscal Year 2014-15

Schedule 6

Fund Name	Financing Source Category		Financing Source Account	Actual 2012-13	Actual 2013-14	CAO Recommended 2014-15	Adopted by the Board of Supervisors 2014-15
1	2		3	4	5	6	7
	MISCELLANEOUS REVENUES						
		5445	MISCELLANEOUS OTHER REVENUE	$ 67,777	$ 119,612	$ 75,000	$ 75,000
		5730	TRUST FUNDS-OTHER		5,298		
			TOTAL MISCELLANEOUS REVENUES	**$ 67,777**	**$ 124,910**	**$ 75,000**	**$ 75,000**
	REV FROM USE OF MONEY & PROP						
		3605	INTEREST ON BANK DEP & INVEST	$ 155	$ 24	$ 50	$ 50
			TOTAL REV FROM USE OF MONEY & PROP	**$ 155**	**$ 24**	**$ 50**	**$ 50**
TOTAL SHERIFF`S TRAINING				**$ 67,932**	**$ 124,934**	**$ 75,050**	**$ 75,050**
SHERIFF-WORK RELEASE							
	MISCELLANEOUS REVENUES						
		5365	WORK RELEASE PROGRAM	$ 466,452	$ 469,472	$ 470,000	$ 470,000
			TOTAL MISCELLANEOUS REVENUES	**$ 466,452**	**$ 469,472**	**$ 470,000**	**$ 470,000**
	REV FROM USE OF MONEY & PROP						
		3605	INTEREST ON BANK DEP & INVEST	$ 1,557	$ 408	$ 405	$ 405
			TOTAL REV FROM USE OF MONEY & PROP	**$ 1,557**	**$ 408**	**$ 405**	**$ 405**
TOTAL SHERIFF-WORK RELEASE				**$ 468,009**	**$ 469,880**	**$ 470,405**	**$ 470,405**
SHERIFF-STATE FORFEITURE							
	FINES, FORFEITURES & PENALTIES						
		3550	FORFEITURES & PENALTIES	$ 57,545	$ 94,513	$ 60,000	$ 60,000
			TOTAL FINES, FORFEITURES & PENALTIES	**$ 57,545**	**$ 94,513**	**$ 60,000**	**$ 60,000**
TOTAL SHERIFF-STATE FORFEITURE				**$ 57,545**	**$ 94,513**	**$ 60,000**	**$ 60,000**

State Controller Schedules
County Budget Act
January 2010 Edition, revision #1

COUNTY OF KERN
Detail of Additional Financing Sources by Fund and Account
Governmental Funds
Fiscal Year 2014-15

Schedule 6

Fund Name	Financing Source Category	Financing Source Account	Actual 2012-13	Actual 2013-14	CAO Recommended 2014-15	Adopted by the Board of Supervisors 2014-15
1	2	3	4	5	6	7
SHERIFF`S CIVIL AUTOMATED						
	CHARGES FOR SERVICES					
		CHARGES FOR CURRENT SERVICES				
		4570 CIVIL PROCESS SERVICES	$ 192,829	$ 154,760	$ 170,000	$ 170,000
		TOTAL CHARGES FOR CURRENT SERVICES	**$ 192,829**	**$ 154,760**	**$ 170,000**	**$ 170,000**
	TOTAL CHARGES FOR SERVICES		**$ 192,829**	**$ 154,760**	**$ 170,000**	**$ 170,000**
	REV FROM USE OF MONEY & PROP					
		3605 INTEREST ON BANK DEP & INVEST	$ 4,778	$ 4,186	$ 5,000	$ 5,000
	TOTAL REV FROM USE OF MONEY & PROP		**$ 4,778**	**$ 4,186**	**$ 5,000**	**$ 5,000**
TOTAL SHERIFF`S CIVIL AUTOMATED			**$ 197,607**	**$ 158,946**	**$ 175,000**	**$ 175,000**
SHERIFFS FIREARMS						
	MISCELLANEOUS REVENUES					
		5370 SALES-OTHER	$ 8,461	$ 3,767	$ 6,000	$ 6,000
		5445 MISCELLANEOUS OTHER REVENUE				
	TOTAL MISCELLANEOUS REVENUES		**$ 8,461**	**$ 3,767**	**$ 6,000**	**$ 6,000**
	REV FROM USE OF MONEY & PROP					
		3605 INTEREST ON BANK DEP & INVEST	$ 411	$ 269	$ 350	$ 350
	TOTAL REV FROM USE OF MONEY & PROP		**$ 411**	**$ 269**	**$ 350**	**$ 350**
TOTAL SHERIFFS FIREARMS			**$ 8,872**	**$ 4,036**	**$ 6,350**	**$ 6,350**
SHERIFF-JUDGEMENT DEBTORS FEE						
	CHARGES FOR SERVICES					
		CHARGES FOR CURRENT SERVICES				
		4570 CIVIL PROCESS SERVICES	$ 211,988	$ 191,770	$ 200,000	$ 200,000
		TOTAL CHARGES FOR CURRENT SERVICES	**$ 211,988**	**$ 191,770**	**$ 200,000**	**$ 200,000**
	TOTAL CHARGES FOR SERVICES		**$ 211,988**	**$ 191,770**	**$ 200,000**	**$ 200,000**
TOTAL SHERIFF-JUDGEMENT DEBTORS FEE			**$ 211,988**	**$ 191,770**	**$ 200,000**	**$ 200,000**

State Controller Schedules
County Budget Act
January 2010 Edition, revision #1

COUNTY OF KERN
Detail of Additional Financing Sources by Fund and Account
Governmental Funds
Fiscal Year 2014-15

Schedule 6

Fund Name	Financing Source Category	Financing Source Account	Actual 2012-13	Actual 2013-14	CAO Recommended 2014-15	Adopted by the Board of Supervisors 2014-15
1	2	3	4	5	6	7
SHERIFF`S COMM RESOURCES						
	MISCELLANEOUS REVENUES					
		5730 TRUST FUNDS-OTHER	$	$ 275	$	$
		TOTAL MISCELLANEOUS REVENUES	**$**	**$ 275**	**$**	**$**
	REV FROM USE OF MONEY & PROP					
		3605 INTEREST ON BANK DEP & INVEST	$	419 $ 181	$ 200	$ 200
		TOTAL REV FROM USE OF MONEY & PROP	**$**	**419 $ 181**	**$ 200**	**$ 200**
TOTAL SHERIFF`S COMM RESOURCES			**$**	**419 $ 456**	**$ 200**	**$ 200**
SHERIFF`S VOLUNTEER SERV GRP						
	MISCELLANEOUS REVENUES					
		5405 GIFTS AND DONATIONS	$	13,258 $ 8,693	$ 11,000	$ 11,000
		5730 TRUST FUNDS-OTHER		500		
		TOTAL MISCELLANEOUS REVENUES	**$**	**13,758 $ 8,693**	**$ 11,000**	**$ 11,000**
TOTAL SHERIFF`S VOLUNTEER SERV GRP			**$**	**13,758 $ 8,693**	**$ 11,000**	**$ 11,000**
SHER-CONTROLLED SUBTANCE						
	FINES, FORFEITURES & PENALTIES					
		3550 FORFEITURES & PENALTIES	$	32,977 $ 94,983	$ 300,000	$ 300,000
		TOTAL FINES, FORFEITURES & PENALTIES	**$**	**32,977 $ 94,983**	**$ 300,000**	**$ 300,000**
	REV FROM USE OF MONEY & PROP					
		3605 INTEREST ON BANK DEP & INVEST	$	5,887 $ 2,857	$ 4,000	$ 4,000
		TOTAL REV FROM USE OF MONEY & PROP	**$**	**5,887 $ 2,857**	**$ 4,000**	**$ 4,000**
TOTAL SHER-CONTROLLED SUBTANCE			**$**	**38,864 $ 97,840**	**$ 304,000**	**$ 304,000**

State Controller Schedules
County Budget Act
January 2010 Edition, revision #1

COUNTY OF KERN
Detail of Additional Financing Sources by Fund and Account
Governmental Funds
Fiscal Year 2014-15

Schedule 6

Fund Name	Financing Source Category	Financing Source Account	Actual 2012-13	Actual 2013-14	CAO Recommended 2014-15	Adopted by the Board of Supervisors 2014-15
1	2	3	4	5	6	7
BKFD PLANNED SEWER #1						
	CHARGES FOR SERVICES					
		CHARGES FOR CURRENT SERVICES				
		4845 SANITATION SERVICES-SEWER CHG	$ 7,380	$ 8,223	$ 8,223	$ 8,223
		TOTAL CHARGES FOR CURRENT SERVICES	**$ 7,380**	**$ 8,223**	**$ 8,223**	**$ 8,223**
	TOTAL CHARGES FOR SERVICES		**$ 7,380**	**$ 8,223**	**$ 8,223**	**$ 8,223**
	REV FROM USE OF MONEY & PROP					
		3605 INTEREST ON BANK DEP & INVEST	$ 12,291	$ 9,360	$ 12,514	$ 12,514
	TOTAL REV FROM USE OF MONEY & PROP		**$ 12,291**	**$ 9,360**	**$ 12,514**	**$ 12,514**
TOTAL BKFD PLANNED SEWER #1			**$ 19,671**	**$ 17,583**	**$ 20,737**	**$ 20,737**
DIVCA LOCAL FRANCHISE FEE						
	LICENSES, PERMITS & FRANCHISES					
		3351 FRANCHISES-CABLE	$ 350,052	$ 349,382	$ 351,500	$ 351,500
	TOTAL LICENSES, PERMITS & FRANCHISES		**$ 350,052**	**$ 349,382**	**$ 351,500**	**$ 351,500**
	REV FROM USE OF MONEY & PROP					
		3605 INTEREST ON BANK DEP & INVEST	$ 3,880	$ 3,801	$ 3,200	$ 3,200
	TOTAL REV FROM USE OF MONEY & PROP		**$ 3,880**	**$ 3,801**	**$ 3,200**	**$ 3,200**
TOTAL DIVCA LOCAL FRANCHISE FEE			**$ 353,932**	**$ 353,183**	**$ 354,700**	**$ 354,700**
BKFD PLANNED SEWER #2						
	CHARGES FOR SERVICES					
		CHARGES FOR CURRENT SERVICES				
		4845 SANITATION SERVICES-SEWER CHG	$ 3,400	$ 6,800	$ 6,800	$ 6,800
		TOTAL CHARGES FOR CURRENT SERVICES	**$ 3,400**	**$ 6,800**	**$ 6,800**	**$ 6,800**
	TOTAL CHARGES FOR SERVICES		**$ 3,400**	**$ 6,800**	**$ 6,800**	**$ 6,800**

State Controller Schedules
County Budget Act
January 2010 Edition, revision #1

COUNTY OF KERN
Detail of Additional Financing Sources by Fund and Account
Governmental Funds
Fiscal Year 2014-15

Schedule 6

Fund Name	Financing Source Category		Financing Source Account	Actual 2012-13	Actual 2013-14	CAO Recommended 2014-15	Adopted by the Board of Supervisors 2014-15
1	2		3	4	5	6	7
	REV FROM USE OF MONEY & PROP						
		3605	INTEREST ON BANK DEP & INVEST	$ 1,663	$ 1,257	$ 3,575	$ 3,575
			TOTAL REV FROM USE OF MONEY & PROP	**$ 1,663**	**$ 1,257**	**$ 3,575**	**$ 3,575**
TOTAL BKFD PLANNED SEWER #2				**$ 5,063**	**$ 8,057**	**$ 10,375**	**$ 10,375**
SHERIFF`S CAL-MMET							
	REV FROM USE OF MONEY & PROP						
		3605	INTEREST ON BANK DEP & INVEST	$ 88	$ 55	$ 60	$ 60
			TOTAL REV FROM USE OF MONEY & PROP	**$ 88**	**$ 55**	**$ 60**	**$ 60**
TOTAL SHERIFF`S CAL-MMET				**$ 88**	**$ 55**	**$ 60**	**$ 60**
HIDTA-STATE ASSET FORFEIT							
	FINES, FORFEITURES & PENALTIES						
		3550	FORFEITURES & PENALTIES	$	$	$	
			TOTAL FINES, FORFEITURES & PENALTIES	**$**	**$**	**$**	
	REV FROM USE OF MONEY & PROP						
		3605	INTEREST ON BANK DEP & INVEST	$ 800	$ 377	$ 400	$ 400
			TOTAL REV FROM USE OF MONEY & PROP	**$ 800**	**$ 377**	**$ 400**	**$ 400**
TOTAL HIDTA-STATE ASSET FORFEIT				**$ 800**	**$ 377**	**$ 400**	**$ 400**
CAL-MMET-STATE ASSET FORFEIT							
	FINES, FORFEITURES & PENALTIES						
		3550	FORFEITURES & PENALTIES	$ 211,462	$ 56,908	$ 40,000	$ 40,000
			TOTAL FINES, FORFEITURES & PENALTIES	**$ 211,462**	**$ 56,908**	**$ 40,000**	**$ 40,000**

State Controller Schedules
County Budget Act
January 2010 Edition, revision #1

COUNTY OF KERN
Detail of Additional Financing Sources by Fund and Account
Governmental Funds
Fiscal Year 2014-15

Schedule 6

Fund Name	Financing Source Category	Financing Source Account	Actual 2012-13	Actual 2013-14	CAO Recommended 2014-15	Adopted by the Board of Supervisors 2014-15
1	2	3	4	5	6	7
	MISCELLANEOUS REVENUES					
		5730 TRUST FUNDS-OTHER	$	$ (6,172)	$	$
		TOTAL MISCELLANEOUS REVENUES	**$**	**$ (6,172)**	**$**	**$**
	REV FROM USE OF MONEY & PROP					
		3605 INTEREST ON BANK DEP & INVEST	$ 4,811	$ 3,554	$ 4,000	$ 4,000
		TOTAL REV FROM USE OF MONEY & PROP	**$ 4,811**	**$ 3,554**	**$ 4,000**	**$ 4,000**
TOTAL CAL-MMET-STATE ASSET FORFEIT			**$ 216,273**	**$ 54,290**	**$ 44,000**	**$ 44,000**
HIGH TECH EQUIPMENT						
	REV FROM USE OF MONEY & PROP					
		3605 INTEREST ON BANK DEP & INVEST	$ 22	$ 16	$	$
		TOTAL REV FROM USE OF MONEY & PROP	**$ 22**	**$ 16**	**$**	**$**
TOTAL HIGH TECH EQUIPMENT			**$ 22**	**$ 16**	**$**	**$**
BKFD PLANNED SEWER #3						
	CHARGES FOR SERVICES					
		CHARGES FOR CURRENT SERVICES				
		4845 SANITATION SERVICES-SEWER CHG	$ 1,513	$	$	$
		TOTAL CHARGES FOR CURRENT SERVICES	**$ 1,513**	**$**	**$**	**$**
	TOTAL CHARGES FOR SERVICES		**$ 1,513**	**$**	**$**	**$**
	REV FROM USE OF MONEY & PROP					
		3605 INTEREST ON BANK DEP & INVEST	$ 22	$ 18	$ 19	$ 19
		TOTAL REV FROM USE OF MONEY & PROP	**$ 22**	**$ 18**	**$ 19**	**$ 19**
TOTAL BKFD PLANNED SEWER #3			**$ 1,535**	**$ 18**	**$ 19**	**$ 19**

State Controller Schedules
County Budget Act
January 2010 Edition, revision #1

COUNTY OF KERN
Detail of Additional Financing Sources by Fund and Account
Governmental Funds
Fiscal Year 2014-15

Schedule 6

Fund Name	Financing Source Category	Financing Source Account	Actual 2012-13	Actual 2013-14	CAO Recommended 2014-15	Adopted by the Board of Supervisors 2014-15
1	2	3	4	5	6	7
BKFD PLANNED SEWER #4						
	CHARGES FOR SERVICES					
		CHARGES FOR CURRENT SERVICES				
		4845 SANITATION SERVICES-SEWER CHG	$ 2,648	$	$	$
		TOTAL CHARGES FOR CURRENT SERVICES	**$ 2,648**	**$**	**$**	**$**
	TOTAL CHARGES FOR SERVICES		**$ 2,648**	**$**	**$**	**$**
	REV FROM USE OF MONEY & PROP					
		3605 INTEREST ON BANK DEP & INVEST	$ 380	$ 291	$ 304	$ 304
	TOTAL REV FROM USE OF MONEY & PROP		**$ 380**	**$ 291**	**$ 304**	**$ 304**
TOTAL BKFD PLANNED SEWER #4			**$ 3,028**	**$ 291**	**$ 304**	**$ 304**
BKFD PLANNED SEWER #5						
	CHARGES FOR SERVICES					
		CHARGES FOR CURRENT SERVICES				
		4845 SANITATION SERVICES-SEWER CHG	$ 3,360	$	$	$
		TOTAL CHARGES FOR CURRENT SERVICES	**$ 3,360**	**$**	**$**	**$**
	TOTAL CHARGES FOR SERVICES		**$ 3,360**	**$**	**$**	**$**
	REV FROM USE OF MONEY & PROP					
		3605 INTEREST ON BANK DEP & INVEST	$ 421	$ 324	$ 338	$ 338
	TOTAL REV FROM USE OF MONEY & PROP		**$ 421**	**$ 324**	**$ 338**	**$ 338**
TOTAL BKFD PLANNED SEWER #5			**$ 3,781**	**$ 324**	**$ 338**	**$ 338**
CO PLANNED SEWER AREA A						
	CHARGES FOR SERVICES					
		CHARGES FOR CURRENT SERVICES				
		4845 SANITATION SERVICES-SEWER CHG	$ 3,420	$ 6,956	$ 5,430	$ 5,430
		TOTAL CHARGES FOR CURRENT SERVICES	**$ 3,420**	**$ 6,956**	**$ 5,430**	**$ 5,430**
	TOTAL CHARGES FOR SERVICES		**$ 3,420**	**$ 6,956**	**$ 5,430**	**$ 5,430**

State Controller Schedules
County Budget Act
January 2010 Edition, revision #1

COUNTY OF KERN
Detail of Additional Financing Sources by Fund and Account
Governmental Funds
Fiscal Year 2014-15

Schedule 6

Fund Name	Financing Source Category	Financing Source Account	Actual 2012-13	Actual 2013-14	CAO Recommended 2014-15	Adopted by the Board of Supervisors 2014-15
1	2	3	4	5	6	7
	REV FROM USE OF MONEY & PROP					
		3605 INTEREST ON BANK DEP & INVEST	$ 182	$ 153	$ 200	$ 200
		TOTAL REV FROM USE OF MONEY & PROP	**$ 182**	**$ 153**	**$ 200**	**$ 200**
TOTAL CO PLANNED SEWER AREA A			**$ 3,602**	**$ 7,109**	**$ 5,630**	**$ 5,630**
HEALTH-BIO TERRORISM GRANT						
	INTERGOVERNMENTAL REVENUES					
		FEDERAL				
		4100 FEDERAL-HEALTH-ADMINISTRATION	$ 713,827	$ 485,005	$ 562,748	$ 562,748
		TOTAL FEDERAL	**$ 713,827**	**$ 485,005**	**$ 562,748**	**$ 562,748**
		TOTAL INTERGOVERNMENTAL REVENUES	**$ 713,827**	**$ 485,005**	**$ 562,748**	**$ 562,748**
	REV FROM USE OF MONEY & PROP					
		3605 INTEREST ON BANK DEP & INVEST	$ 711	$ 106	$ 150	$ 150
		TOTAL REV FROM USE OF MONEY & PROP	**$ 711**	**$ 106**	**$ 150**	**$ 150**
TOTAL HEALTH-BIO TERRORISM GRANT			**$ 714,538**	**$ 485,111**	**$ 562,898**	**$ 562,898**
CO PLANNED SEWER AREA B						
	REV FROM USE OF MONEY & PROP					
		3605 INTEREST ON BANK DEP & INVEST	$ 8	$ 6	$ 6	$ 6
		TOTAL REV FROM USE OF MONEY & PROP	**$ 8**	**$ 6**	**$ 6**	**$ 6**
TOTAL CO PLANNED SEWER AREA B			**$ 8**	**$ 6**	**$ 6**	**$ 6**
CSA #71 SEPTIC ABANDONMENT						
	CHARGES FOR SERVICES					
		CHARGES FOR CURRENT SERVICES				
		4845 SANITATION SERVICES-SEWER CHG	$ 37,880	$ 48,480	$ 39,635	$ 39,635
		TOTAL CHARGES FOR CURRENT SERVICES	**$ 37,880**	**$ 48,480**	**$ 39,635**	**$ 39,635**
		TOTAL CHARGES FOR SERVICES	**$ 37,880**	**$ 48,480**	**$ 39,635**	**$ 39,635**

State Controller Schedules
County Budget Act
January 2010 Edition, revision #1

COUNTY OF KERN
Detail of Additional Financing Sources by Fund and Account
Governmental Funds
Fiscal Year 2014-15

Schedule 6

Fund Name	Financing Source Category	Financing Source Account		Actual 2012-13	Actual 2013-14	CAO Recommended 2014-15	Adopted by the Board of Supervisors 2014-15
1	2	3		4	5	6	7
	REV FROM USE OF MONEY & PROP						
		3605	INTEREST ON BANK DEP & INVEST	$ 5,272	$ 4,074	$ 5,000	$ 5,000
			TOTAL REV FROM USE OF MONEY & PROP	**$ 5,272**	**$ 4,074**	**$ 5,000**	**$ 5,000**
TOTAL CSA #71 SEPTIC ABANDONMENT				**$ 43,152**	**$ 52,554**	**$ 44,635**	**$ 44,635**
WRAPAROUND SAVINGS							
	INTERGOVERNMENTAL REVENUES						
		STATE					
		3840	STATE-PUBLIC ASSISTANCE-ADMIN	$	$	$	$
			TOTAL STATE	**$**	**$**	**$**	**$**
			TOTAL INTERGOVERNMENTAL REVENUES	**$**	**$**	**$**	**$**
	MISCELLANEOUS REVENUES						
		5445	MISCELLANEOUS OTHER REVENUE	$ 1,096,990	$ 1,004,431	$ 800,000	$ 800,000
			TOTAL MISCELLANEOUS REVENUES	**$ 1,096,990**	**$ 1,004,431**	**$ 800,000**	**$ 800,000**
	OTHER FINANCING SOURCES						
		5497	OFS/OPERATING TRANSFER IN	$	$	$	$
			TOTAL OTHER FINANCING SOURCES	**$**	**$**	**$**	**$**
TOTAL WRAPAROUND SAVINGS				**$ 1,096,990**	**$ 1,004,431**	**$ 800,000**	**$ 800,000**
RECORDERS ELECTRONIC RECORDING							
	CHARGES FOR SERVICES						
		CHARGES FOR CURRENT SERVICES					
		4680	RECORDING FEES	$ 189,045	$ 159,442	$ 164,300	$ 164,300
			TOTAL CHARGES FOR CURRENT SERVICES	**$ 189,045**	**$ 159,442**	**$ 164,300**	**$ 164,300**
			TOTAL CHARGES FOR SERVICES	**$ 189,045**	**$ 159,442**	**$ 164,300**	**$ 164,300**
	OTHER FINANCING SOURCES						
		5497	OFS/OPERATING TRANSFER IN	$ 10	$ 18	$ 15	$ 15
			TOTAL OTHER FINANCING SOURCES	**$ 10**	**$ 18**	**$ 15**	**$ 15**

State Controller Schedules
County Budget Act
January 2010 Edition, revision #1

COUNTY OF KERN
Detail of Additional Financing Sources by Fund and Account
Governmental Funds
Fiscal Year 2014-15

Schedule 6

Fund Name	Financing Source Category		Financing Source Account	Actual 2012-13	Actual 2013-14	CAO Recommended 2014-15	Adopted by the Board of Supervisors 2014-15
1	2		3	4	5	6	7
	REV FROM USE OF MONEY & PROP						
		3605	INTEREST ON BANK DEP & INVEST	$ 2,210	$ 1,471	$ 2,600	$ 2,600
			TOTAL REV FROM USE OF MONEY & PROP	**$ 2,210**	**$ 1,471**	**$ 2,600**	**$ 2,600**
TOTAL RECORDERS ELECTRONIC RECORDING				**$ 191,265**	**$ 160,931**	**$ 166,915**	**$ 166,915**
FIREWORKS VIOLATIONS							
	FINES, FORFEITURES & PENALTIES						
		3550	FORFEITURES & PENALTIES	$ 37,190	$ 53,293	$ 25,000	$ 25,000
			TOTAL FINES, FORFEITURES & PENALTIES	**$ 37,190**	**$ 53,293**	**$ 25,000**	**$ 25,000**
	REV FROM USE OF MONEY & PROP						
		3605	INTEREST ON BANK DEP & INVEST	$ 195	$ 258	$ 200	$ 200
			TOTAL REV FROM USE OF MONEY & PROP	**$ 195**	**$ 258**	**$ 200**	**$ 200**
TOTAL FIREWORKS VIOLATIONS				**$ 37,385**	**$ 53,551**	**$ 25,200**	**$ 25,200**
COMM CORR PERFORM INCENT FUND							
	INTERGOVERNMENTAL REVENUES						
		STATE					
		3999	STATE-AID PLANNING REALIGNMENT	$ 200,000	$ 200,000	$	
			TOTAL STATE	**$ 200,000**	**$ 200,000**	**$**	
			TOTAL INTERGOVERNMENTAL REVENUES	**$ 200,000**	**$ 200,000**	**$**	
	REV FROM USE OF MONEY & PROP						
		3605	INTEREST ON BANK DEP & INVEST	$ 1,897	$ 178	$ 864	$ 864
			TOTAL REV FROM USE OF MONEY & PROP	**$ 1,897**	**$ 178**	**$ 864**	**$ 864**
TOTAL COMM CORR PERFORM INCENT FUND				**$ 201,897**	**$ 200,178**	**$ 864**	**$ 864**

State Controller Schedules
County Budget Act
January 2010 Edition, revision #1

COUNTY OF KERN
Detail of Additional Financing Sources by Fund and Account
Governmental Funds
Fiscal Year 2014-15

Schedule 6

Fund Name	Financing Source Category	Financing Source Account	Actual 2012-13	Actual 2013-14	CAO Recommended 2014-15	Adopted by the Board of Supervisors 2014-15
1	2	3	4	5	6	7
PARKS DONATION FUND						
	MISCELLANEOUS REVENUES					
	5405	GIFTS AND DONATIONS	$	$ 24,585	$	$
		TOTAL MISCELLANEOUS REVENUES	**$**	**$ 24,585**	**$**	**$**
TOTAL PARKS DONATION FUND			**$**	**$ 24,585**	**$**	**$**
DA FAMILY - EXCESS REVENUE						
	REV FROM USE OF MONEY & PROP					
	3605	INTEREST ON BANK DEP & INVEST	$	$ 2,059	$	$
		TOTAL REV FROM USE OF MONEY & PROP	**$**	**$ 2,059**	**$**	**$**
TOTAL DA FAMILY - EXCESS REVENUE			**$**	**$ 2,059**	**$**	**$**
D.A.-FEDERAL FORFEITURE						
	FINES, FORFEITURES & PENALTIES					
	3550	FORFEITURES & PENALTIES	$	$ 13,673	$ 5,166	$ 1,500 $ 1,500
		TOTAL FINES, FORFEITURES & PENALTIES	**$**	**$ 13,673**	**$ 5,166**	**$ 1,500 $ 1,500**
	REV FROM USE OF MONEY & PROP					
	3605	INTEREST ON BANK DEP & INVEST	$	$ 517	$ 439	$
		TOTAL REV FROM USE OF MONEY & PROP	**$**	**$ 517**	**$ 439**	**$**
TOTAL D.A.-FEDERAL FORFEITURE			**$**	**$ 14,190**	**$ 5,605**	**$ 1,500 $ 1,500**
DA-COURT ORDERED PENALTIES						
	FINES, FORFEITURES & PENALTIES					
	3550	FORFEITURES & PENALTIES	$	$ 274,592	$ 172,200	$ 50,000 $ 50,000
		TOTAL FINES, FORFEITURES & PENALTIES	**$**	**$ 274,592**	**$ 172,200**	**$ 50,000 $ 50,000**
TOTAL DA-COURT ORDERED PENALTIES			**$**	**$ 274,592**	**$ 172,200**	**$ 50,000 $ 50,000**

State Controller Schedules
County Budget Act
January 2010 Edition, revision #1

COUNTY OF KERN
Detail of Additional Financing Sources by Fund and Account
Governmental Funds
Fiscal Year 2014-15

Schedule 6

Fund Name	Financing Source Category	Financing Source Account	Actual 2012-13	Actual 2013-14	CAO Recommended 2014-15	Adopted by the Board of Supervisors 2014-15
1	2	3	4	5	6	7
HOPST PREPAREDNESS PRGM GRANT						
	INTERGOVERNMENTAL REVENUES					
		FEDERAL				
		4100 FEDERAL-HEALTH-ADMINISTRATION	$	$	$	$
		TOTAL FEDERAL	**$**	**$**	**$**	**$**
		OTHER				
		4220 OTHER AID FROM GOVTMNTL AGNCS	$ (27,011)	$ 91,397	$ 66,034	$ 66,034
		TOTAL OTHER	**$ (27,011)**	**$ 91,397**	**$ 66,034**	**$ 66,034**
	TOTAL INTERGOVERNMENTAL REVENUES		**$ (27,011)**	**$ 91,397**	**$ 66,034**	**$ 66,034**
	REV FROM USE OF MONEY & PROP					
		3605 INTEREST ON BANK DEP & INVEST	$ 185	$ 12	$ 10	$ 10
	TOTAL REV FROM USE OF MONEY & PROP		**$ 185**	**$ 12**	**$ 10**	**$ 10**
TOTAL HOPST PREPAREDNESS PRGM GRANT			**$ (26,826)**	**$ 91,409**	**$ 66,044**	**$ 66,044**
EMS WEEK - DONATIONS						
	MISCELLANEOUS REVENUES					
		5405 GIFTS AND DONATIONS	$	$	$	$
	TOTAL MISCELLANEOUS REVENUES		**$**	**$**	**$**	**$**
	REV FROM USE OF MONEY & PROP					
		3605 INTEREST ON BANK DEP & INVEST	$ 134	$ 98	$ 80	$ 80
	TOTAL REV FROM USE OF MONEY & PROP		**$ 134**	**$ 98**	**$ 80**	**$ 80**
TOTAL EMS WEEK - DONATIONS			**$ 134**	**$ 98**	**$ 80**	**$ 80**
FIRE DEPT DONATIONS						
	MISCELLANEOUS REVENUES					
		5405 GIFTS AND DONATIONS	$ 3,766	$ 3,520	$ 3,000	$ 3,000
	TOTAL MISCELLANEOUS REVENUES		**$ 3,766**	**$ 3,520**	**$ 3,000**	**$ 3,000**

State Controller Schedules
County Budget Act
January 2010 Edition, revision #1

COUNTY OF KERN
Detail of Additional Financing Sources by Fund and Account
Governmental Funds
Fiscal Year 2014-15

Schedule 6

Fund Name	Financing Source Category	Financing Source Account	Actual 2012-13	Actual 2013-14	CAO Recommended 2014-15	Adopted by the Board of Supervisors 2014-15
1	2	3	4	5	6	7
	REV FROM USE OF MONEY & PROP					
		3605 INTEREST ON BANK DEP & INVEST	$ 460	$ 324	$ 240	$ 240
		TOTAL REV FROM USE OF MONEY & PROP	**$ 460**	**$ 324**	**$ 240**	**$ 240**
TOTAL FIRE DEPT DONATIONS			**$ 4,226**	**$ 3,844**	**$ 3,240**	**$ 3,240**
STATE FIRE						
	CHARGES FOR SERVICES					
		CHARGES FOR CURRENT SERVICES				
		5265 FIRE PROT SVC STATE OF CALIF	$ 202,897	$	$	
		TOTAL CHARGES FOR CURRENT SERVICES	**$ 202,897**	**$**	**$**	
		TOTAL CHARGES FOR SERVICES	**$ 202,897**	**$**	**$**	
	REV FROM USE OF MONEY & PROP					
		3605 INTEREST ON BANK DEP & INVEST	$ 11,900	$ 12,905	$ 14,000	$ 14,000
		TOTAL REV FROM USE OF MONEY & PROP	**$ 11,900**	**$ 12,905**	**$ 14,000**	**$ 14,000**
TOTAL STATE FIRE			**$ 214,797**	**$ 12,905**	**$ 14,000**	**$ 14,000**
FIRE-HAZARD REDUCTION						
	CHARGES FOR SERVICES					
		CHARGES FOR CURRENT SERVICES				
		4303 SPECIAL ASSESSMENTS-CURRENT	$	$	$	
		5280 OTHER SERVICES	399,580	333,521	300,000	300,000
		TOTAL CHARGES FOR CURRENT SERVICES	**$ 399,580**	**$ 333,521**	**$ 300,000**	**$ 300,000**
		TOTAL CHARGES FOR SERVICES	**$ 399,580**	**$ 333,521**	**$ 300,000**	**$ 300,000**
	OTHER FINANCING SOURCES					
		5492 SALES-FIXED ASSETS	$	$	$	
		TOTAL OTHER FINANCING SOURCES	**$**	**$**	**$**	

State Controller Schedules
County Budget Act
January 2010 Edition, revision #1

COUNTY OF KERN
Detail of Additional Financing Sources by Fund and Account
Governmental Funds
Fiscal Year 2014-15

Schedule 6

Fund Name	Financing Source Category	Financing Source Account	Actual 2012-13	Actual 2013-14	CAO Recommended 2014-15	Adopted by the Board of Supervisors 2014-15
1	2	3	4	5	6	7
	REV FROM USE OF MONEY & PROP					
		3605 INTEREST ON BANK DEP & INVEST	$ 5,579	$ 2,159	$ 2,000	$ 2,000
		TOTAL REV FROM USE OF MONEY & PROP	**$ 5,579**	**$ 2,159**	**$ 2,000**	**$ 2,000**
TOTAL FIRE-HAZARD REDUCTION			**$ 405,159**	**$ 335,680**	**$ 302,000**	**$ 302,000**
FIRE-HELICOPTER OPERATIONS						
	CHARGES FOR SERVICES					
		CHARGES FOR CURRENT SERVICES				
		5254 FIRE COSTS REIMBURSEMENTS	$ 616,452	$ 916,519	$ 800,000	$ 800,000
		TOTAL CHARGES FOR CURRENT SERVICES	**$ 616,452**	**$ 916,519**	**$ 800,000**	**$ 800,000**
		TOTAL CHARGES FOR SERVICES	**$ 616,452**	**$ 916,519**	**$ 800,000**	**$ 800,000**
	REV FROM USE OF MONEY & PROP					
		3605 INTEREST ON BANK DEP & INVEST	$ 5,157	$ 1,993	$ 20,000	$ 20,000
		TOTAL REV FROM USE OF MONEY & PROP	**$ 5,157**	**$ 1,993**	**$ 20,000**	**$ 20,000**
TOTAL FIRE-HELICOPTER OPERATIONS			**$ 621,609**	**$ 918,512**	**$ 820,000**	**$ 820,000**
MOBILE FIRE KITCHEN						
	REV FROM USE OF MONEY & PROP					
		3605 INTEREST ON BANK DEP & INVEST	$ 16	$ 12	$	
		TOTAL REV FROM USE OF MONEY & PROP	**$ 16**	**$ 12**	**$**	
TOTAL MOBILE FIRE KITCHEN			**$ 16**	**$ 12**	**$**	
INMATE WELF-SHER CORRECTION FC						
	MISCELLANEOUS REVENUES					
		5445 MISCELLANEOUS OTHER REVENUE	$ 2,667,211	$ 4,058,381	$ 4,000,000	$ 4,000,000
		TOTAL MISCELLANEOUS REVENUES	**$ 2,667,211**	**$ 4,058,381**	**$ 4,000,000**	**$ 4,000,000**

State Controller Schedules
County Budget Act
January 2010 Edition, revision #1

COUNTY OF KERN
Detail of Additional Financing Sources by Fund and Account
Governmental Funds
Fiscal Year 2014-15

Schedule 6

Fund Name	Financing Source Category	Financing Source Account	Actual 2012-13	Actual 2013-14	CAO Recommended 2014-15	Adopted by the Board of Supervisors 2014-15
1	2	3	4	5	6	7
	REV FROM USE OF MONEY & PROP					
		3605 INTEREST ON BANK DEP & INVEST	$ 34,154	$ 18,994	$ 20,000	$ 20,000
		TOTAL REV FROM USE OF MONEY & PROP	**$ 34,154**	**$ 18,994**	**$ 20,000**	**$ 20,000**
TOTAL INMATE WELF-SHER CORRECTION FC			**$ 2,701,365**	**$ 4,077,375**	**$ 4,020,000**	**$ 4,020,000**
JUVENILE INMATE WELFARE						
	REV FROM USE OF MONEY & PROP					
		3605 INTEREST ON BANK DEP & INVEST	$ 1,055	$ 847	$ 860	$ 860
		3665 PUBLIC TELEPHONE	14,645	14,796	13,740	13,740
		TOTAL REV FROM USE OF MONEY & PROP	**$ 15,700**	**$ 15,643**	**$ 14,600**	**$ 14,600**
TOTAL JUVENILE INMATE WELFARE			**$ 15,700**	**$ 15,643**	**$ 14,600**	**$ 14,600**
KERN CO CHILDREN`S						
	CHARGES FOR SERVICES					
		CHARGES FOR CURRENT SERVICES				
		5240 REIMB OF CHILD ABUSE SERVICE	$ 152,034	$ 153,379	$ 153,981	$ 153,981
		TOTAL CHARGES FOR CURRENT SERVICES	**$ 152,034**	**$ 153,379**	**$ 153,981**	**$ 153,981**
		CHARGES FOR SERVICES-INTERFUND				
		5324 I/F-REIMB CHILD ABUSE SERV	$ 7,124	$ 6,607	$ 8,104	$ 8,104
		TOTAL CHARGES FOR SERVICES-INTERFUND	**$ 7,124**	**$ 6,607**	**$ 8,104**	**$ 8,104**
	TOTAL CHARGES FOR SERVICES		**$ 159,158**	**$ 159,986**	**$ 162,085**	**$ 162,085**
	INTERGOVERNMENTAL REVENUES					
		FEDERAL				
		4051 FEDERAL-SOCIAL SERVICES	$ 46,220	$ 45,076	$ 45,076	$ 45,076
		TOTAL FEDERAL	**$ 46,220**	**$ 45,076**	**$ 45,076**	**$ 45,076**
	TOTAL INTERGOVERNMENTAL REVENUES		**$ 46,220**	**$ 45,076**	**$ 45,076**	**$ 45,076**
	REV FROM USE OF MONEY & PROP					
		3605 INTEREST ON BANK DEP & INVEST	$ 3,202	$ 2,565	$ 2,710	$ 2,710
		TOTAL REV FROM USE OF MONEY & PROP	**$ 3,202**	**$ 2,565**	**$ 2,710**	**$ 2,710**
TOTAL KERN CO CHILDREN`S			**$ 208,580**	**$ 207,627**	**$ 209,871**	**$ 209,871**

State Controller Schedules
County Budget Act
January 2010 Edition, revision #1

COUNTY OF KERN
Detail of Additional Financing Sources by Fund and Account
Governmental Funds
Fiscal Year 2014-15

Schedule 6

Fund Name	Financing Source Category	Financing Source Account	Actual 2012-13	Actual 2013-14	CAO Recommended 2014-15	Adopted by the Board of Supervisors 2014-15
1	2	3	4	5	6	7
KERN COUNTY LIBRARY DONATIONS						
	MISCELLANEOUS REVENUES					
		5405 GIFTS AND DONATIONS	$ 101,663	$ 172,810	$ 150,000	$ 150,000
		TOTAL MISCELLANEOUS REVENUES	**$ 101,663**	**$ 172,810**	**$ 150,000**	**$ 150,000**
	REV FROM USE OF MONEY & PROP					
		3605 INTEREST ON BANK DEP & INVEST	$ 3,872	$ 2,318	$ 2,000	$ 2,000
		3668 BOOK RENTAL FEES	5,374	4,658	5,000	5,000
		TOTAL REV FROM USE OF MONEY & PROP	**$ 9,246**	**$ 6,976**	**$ 7,000**	**$ 7,000**
TOTAL KERN COUNTY LIBRARY DONATIONS			**$ 110,909**	**$ 179,786**	**$ 157,000**	**$ 157,000**
PEACE OFFICERS` TRAINING-POST						
	MISCELLANEOUS REVENUES					
		5730 TRUST FUNDS-OTHER	$ 6,104	$ 6,234	$	
		TOTAL MISCELLANEOUS REVENUES	**$ 6,104**	**$ 6,234**	**$**	
TOTAL PEACE OFFICERS` TRAINING-POST			**$ 6,104**	**$ 6,234**	**$**	
CORE AREA METRO BFLD IMP FEE						
	LICENSES, PERMITS & FRANCHISES					
		3221 IMPACT FEE`S & PERMITS	$ 204,935	$ 143,039	$ 225,000	$ 225,000
		TOTAL LICENSES, PERMITS & FRANCHISES	**$ 204,935**	**$ 143,039**	**$ 225,000**	**$ 225,000**
	OTHER FINANCING SOURCES					
		5497 OFS/OPERATING TRANSFER IN	$	$	$	
		TOTAL OTHER FINANCING SOURCES	**$**	**$**	**$**	

State Controller Schedules
County Budget Act
January 2010 Edition, revision #1

COUNTY OF KERN
Detail of Additional Financing Sources by Fund and Account
Governmental Funds
Fiscal Year 2014-15

Schedule 6

Fund Name	Financing Source Category		Financing Source Account	Actual 2012-13	Actual 2013-14	CAO Recommended 2014-15	Adopted by the Board of Supervisors 2014-15
1	2		3	4	5	6	7
	REV FROM USE OF MONEY & PROP						
		3605	INTEREST ON BANK DEP & INVEST	$ 17,446	$ 13,382	$	$
			TOTAL REV FROM USE OF MONEY & PROP	**$ 17,446**	**$ 13,382**	**$**	**$**
TOTAL CORE AREA METRO BFLD IMP FEE				**$ 222,381**	**$ 156,421**	**$ 225,000**	**$ 225,000**
METRO BFLD TRANSPORT IMP FEE							
	LICENSES, PERMITS & FRANCHISES						
		3221	IMPACT FEE`S & PERMITS	$ 4,035,193	$ 2,693,233	$ 2,000,000	$ 2,000,000
			TOTAL LICENSES, PERMITS & FRANCHISES	**$ 4,035,193**	**$ 2,693,233**	**$ 2,000,000**	**$ 2,000,000**
	OTHER FINANCING SOURCES						
		5497	OFS/OPERATING TRANSFER IN	$	$	$	$
			TOTAL OTHER FINANCING SOURCES	**$**	**$**	**$**	**$**
	REV FROM USE OF MONEY & PROP						
		3605	INTEREST ON BANK DEP & INVEST	$ 32,015	$ 47,172	$ 41,000	$ 41,000
		3615	INTEREST FROM OTHER SOURCES	40,882	3,148	3,200	3,200
			TOTAL REV FROM USE OF MONEY & PROP	**$ 72,897**	**$ 50,320**	**$ 44,200**	**$ 44,200**
TOTAL METRO BFLD TRANSPORT IMP FEE				**$ 4,108,090**	**$ 2,743,553**	**$ 2,044,200**	**$ 2,044,200**
ROSAMOND TRANSPORT IMP FEE							
	LICENSES, PERMITS & FRANCHISES						
		3221	IMPACT FEE`S & PERMITS	$ 43,960	$ 45,104	$	$
			TOTAL LICENSES, PERMITS & FRANCHISES	**$ 43,960**	**$ 45,104**	**$**	**$**

State Controller Schedules
County Budget Act
January 2010 Edition, revision #1

COUNTY OF KERN
Detail of Additional Financing Sources by Fund and Account
Governmental Funds
Fiscal Year 2014-15

Schedule 6

Fund Name	Financing Source Category	Financing Source Account	Actual 2012-13	Actual 2013-14	CAO Recommended 2014-15	Adopted by the Board of Supervisors 2014-15
1	2	3	4	5	6	7
	REV FROM USE OF MONEY & PROP					
		3605 INTEREST ON BANK DEP & INVEST	$ 2,881	$ 2,009	$	$
		TOTAL REV FROM USE OF MONEY & PROP	**$ 2,881**	**$ 2,009**	**$**	**$**
TOTAL ROSAMOND TRANSPORT IMP FEE			**$ 46,841**	**$ 47,113**	**$**	**$**
SOLID WASTE ENFORCEMENT						
	CHARGES FOR SERVICES					
		CHARGES FOR CURRENT SERVICES				
		4750 HEALTH SERVICES-SOLID WASTE	$	$	$	$
		4751 HEALTH SERVICES-HAZARDOUS WST				
		TOTAL CHARGES FOR CURRENT SERVICES	**$**	**$**	**$**	**$**
	TOTAL CHARGES FOR SERVICES		**$**	**$**	**$**	**$**
	INTERGOVERNMENTAL REVENUES					
		STATE				
		3955 STATE-AID FOR OTHER STATE AID	$	$	$	$
		TOTAL STATE	**$**	**$**	**$**	**$**
	TOTAL INTERGOVERNMENTAL REVENUES		**$**	**$**	**$**	**$**
TOTAL SOLID WASTE ENFORCEMENT			**$**	**$**	**$**	**$**
BAKERSFIELD MITIGATION						
	LICENSES, PERMITS & FRANCHISES					
		3221 IMPACT FEE`S & PERMITS	$ 79,963	$ 56,270	$ 70,226	$ 70,226
		TOTAL LICENSES, PERMITS & FRANCHISES	**$ 79,963**	**$ 56,270**	**$ 70,226**	**$ 70,226**
	REV FROM USE OF MONEY & PROP					
		3605 INTEREST ON BANK DEP & INVEST	$ 6,252	$ 4,949	$	$
		TOTAL REV FROM USE OF MONEY & PROP	**$ 6,252**	**$ 4,949**	**$**	**$**
TOTAL BAKERSFIELD MITIGATION			**$ 86,215**	**$ 61,219**	**$ 70,226**	**$ 70,226**

State Controller Schedules
County Budget Act
January 2010 Edition, revision #1

COUNTY OF KERN
Detail of Additional Financing Sources by Fund and Account
Governmental Funds
Fiscal Year 2014-15

Schedule 6

Fund Name	Financing Source Category	Financing Source Account	Actual 2012-13	Actual 2013-14	CAO Recommended 2014-15	Adopted by the Board of Supervisors 2014-15
1	2	3	4	5	6	7
TEH TRANSP IMPACT FEE CORE						
	REV FROM USE OF MONEY & PROP					
	3605	INTEREST ON BANK DEP & INVEST	$ 69	$ 51	$	$
		TOTAL REV FROM USE OF MONEY & PROP	**$ 69**	**$ 51**	**$**	**$**
TOTAL TEH TRANSP IMPACT FEE CORE			**$ 69**	**$ 51**	**$**	**$**
TEH TRANSP IMPACT FEE NON-CORE						
	LICENSES, PERMITS & FRANCHISES					
	3221	IMPACT FEE`S & PERMITS	$ 64,254	$ 239,555	$	$
		TOTAL LICENSES, PERMITS & FRANCHISES	**$ 64,254**	**$ 239,555**	**$**	**$**
	REV FROM USE OF MONEY & PROP					
	3605	INTEREST ON BANK DEP & INVEST	$ 6,888	$ 5,617	$	$
		TOTAL REV FROM USE OF MONEY & PROP	**$ 6,888**	**$ 5,617**	**$**	**$**
TOTAL TEH TRANSP IMPACT FEE NON-CORE			**$ 71,142**	**$ 245,172**	**$**	**$**
PROJECT IMPACT MITIGATION FUND						
	LICENSES, PERMITS & FRANCHISES					
	3221	IMPACT FEE`S & PERMITS	$	$ 14,333,500	$	$
		TOTAL LICENSES, PERMITS & FRANCHISES	**$**	**$ 14,333,500**	**$**	**$**
TOTAL PROJECT IMPACT MITIGATION FUND			**$**	**$ 14,333,500**	**$**	**$**
JAMISON CENTER						
	MISCELLANEOUS REVENUES					
	5405	GIFTS AND DONATIONS	$ 12,766	$ (106)	$ 100	$ 100
		TOTAL MISCELLANEOUS REVENUES	**$ 12,766**	**$ (106)**	**$ 100**	**$ 100**
TOTAL JAMISON CENTER			**$ 12,766**	**$ (106)**	**$ 100**	**$ 100**

State Controller Schedules
County Budget Act
January 2010 Edition, revision #1

COUNTY OF KERN
Detail of Additional Financing Sources by Fund and Account
Governmental Funds
Fiscal Year 2014-15

Schedule 6

Fund Name	Financing Source Category	Financing Source Account	Actual 2012-13	Actual 2013-14	CAO Recommended 2014-15	Adopted by the Board of Supervisors 2014-15
1	2	3	4	5	6	7
STRONG MOT INSTRUMENTATION						
	LICENSES, PERMITS & FRANCHISES					
		3200 BUILDING PERMITS	$ 92,320	$ 81,517	$ 92,438	$ 92,438
		TOTAL LICENSES, PERMITS & FRANCHISES	**$ 92,320**	**$ 81,517**	**$ 92,438**	**$ 92,438**
	MISCELLANEOUS REVENUES					
		5730 TRUST FUNDS-OTHER	$	$	$	$
		TOTAL MISCELLANEOUS REVENUES	**$**	**$**	**$**	**$**
	OTHER FINANCING SOURCES					
		5497 OFS/OPERATING TRANSFER IN	$ 14	$	$	$
		TOTAL OTHER FINANCING SOURCES	**$ 14**	**$**	**$**	**$**
TOTAL STRONG MOT INSTRUMENTATION			**$ 92,334**	**$ 81,517**	**$ 92,438**	**$ 92,438**
TOBACCO EDUCATION CONTROL PROG						
	INTERGOVERNMENTAL REVENUES					
		STATE				
		3955 STATE-AID FOR OTHER STATE AID	$ 112,500	$ 169,642	$ 150,000	$ 150,000
		TOTAL STATE	**$ 112,500**	**$ 169,642**	**$ 150,000**	**$ 150,000**
		TOTAL INTERGOVERNMENTAL REVENUES	**$ 112,500**	**$ 169,642**	**$ 150,000**	**$ 150,000**
	REV FROM USE OF MONEY & PROP					
		3605 INTEREST ON BANK DEP & INVEST	$ 415	$ 187	$ 160	$ 160
		TOTAL REV FROM USE OF MONEY & PROP	**$ 415**	**$ 187**	**$ 160**	**$ 160**
TOTAL TOBACCO EDUCATION CONTROL PROG			**$ 112,915**	**$ 169,829**	**$ 150,160**	**$ 150,160**
VITAL & HEALTH STAT-HEALTH DPT						
	MISCELLANEOUS REVENUES					
		5445 MISCELLANEOUS OTHER REVENUE	$ 55,886	$ 59,602	$ 55,000	$ 55,000

State Controller Schedules
County Budget Act
January 2010 Edition, revision #1

COUNTY OF KERN
Detail of Additional Financing Sources by Fund and Account
Governmental Funds
Fiscal Year 2014-15

Schedule 6

Fund Name	Financing Source Category	Financing Source Account	Actual 2012-13	Actual 2013-14	CAO Recommended 2014-15	Adopted by the Board of Supervisors 2014-15
1	2	3	4	5	6	7
		5730 TRUST FUNDS-OTHER				
		TOTAL MISCELLANEOUS REVENUES	**$ 55,886**	**$ 59,602**	**$ 55,000**	**$ 55,000**
TOTAL VITAL & HEALTH STAT-HEALTH DPT			**$ 55,886**	**$ 59,602**	**$ 55,000**	**$ 55,000**
VITAL & HEALTH STAT-RECORDER						
	CHARGES FOR SERVICES					
		CHARGES FOR CURRENT SERVICES				
		4681 COPY & PROCESS FEES	$ 45,382	$ 76,654	$ 73,210	$ 73,210
		TOTAL CHARGES FOR CURRENT SERVICES	**$ 45,382**	**$ 76,654**	**$ 73,210**	**$ 73,210**
		CHARGES FOR SERVICES-INTERFUND				
		5326 I/F-COPY AND PROCESS FEES	$ 3,892	$ 3,529	$ 3,400	$ 3,400
		TOTAL CHARGES FOR SERVICES-INTERFUND	**$ 3,892**	**$ 3,529**	**$ 3,400**	**$ 3,400**
		TOTAL CHARGES FOR SERVICES	**$ 49,274**	**$ 80,183**	**$ 76,610**	**$ 76,610**
TOTAL VITAL & HEALTH STAT-RECORDER			**$ 49,274**	**$ 80,183**	**$ 76,610**	**$ 76,610**
VITAL & HEALTH STAT-CO. CLERK						
	CHARGES FOR SERVICES					
		CHARGES FOR CURRENT SERVICES				
		4681 COPY & PROCESS FEES	$ 1,986	$ 2,304	$ 2,000	$ 2,000
		TOTAL CHARGES FOR CURRENT SERVICES	**$ 1,986**	**$ 2,304**	**$ 2,000**	**$ 2,000**
		TOTAL CHARGES FOR SERVICES	**$ 1,986**	**$ 2,304**	**$ 2,000**	**$ 2,000**
TOTAL VITAL & HEALTH STAT-CO. CLERK			**$ 1,986**	**$ 2,304**	**$ 2,000**	**$ 2,000**
OILDALE REVITALIZATION FUND						
	MISCELLANEOUS REVENUES					
		5406 DONATIONS-MEMORIAL	$	$	$	$
		TOTAL MISCELLANEOUS REVENUES	**$**	**$**	**$**	**$**
	OTHER FINANCING SOURCES					
		5497 OFS/OPERATING TRANSFER IN	$	$	$	$
		TOTAL OTHER FINANCING SOURCES	**$**	**$**	**$**	**$**
TOTAL OILDALE REVITALIZATION FUND			**$**	**$**	**$**	**$**

State Controller Schedules
County Budget Act
January 2010 Edition, revision #1

COUNTY OF KERN
Detail of Additional Financing Sources by Fund and Account
Governmental Funds
Fiscal Year 2014-15

Schedule 6

Fund Name	Financing Source Category	Financing Source Account	Actual 2012-13	Actual 2013-14	CAO Recommended 2014-15	Adopted by the Board of Supervisors 2014-15
1	2	3	4	5	6	7
PARCEL MAP IN-LIEU FEES						
	CHARGES FOR SERVICES					
		CHARGES FOR CURRENT SERVICES				
		4707 CODE ENFORCEMENT FEE	$ 2,727	$ 231	$ 200	$ 200
		TOTAL CHARGES FOR CURRENT SERVICES	**$ 2,727**	**$ 231**	**$ 200**	**$ 200**
	TOTAL CHARGES FOR SERVICES		**$ 2,727**	**$ 231**	**$ 200**	**$ 200**
	OTHER FINANCING SOURCES					
		5497 OFS/OPERATING TRANSFER IN	$	$	$ 2,098	$ 2,098
	TOTAL OTHER FINANCING SOURCES		**$**	**$**	**$ 2,098**	**$ 2,098**
	REV FROM USE OF MONEY & PROP					
		3605 INTEREST ON BANK DEP & INVEST	$ 2,968	$ 1,740	$ 1,500	$ 1,500
		3751 ROYALTIES - TIMBER HARVEST				
	TOTAL REV FROM USE OF MONEY & PROP		**$ 2,968**	**$ 1,740**	**$ 1,500**	**$ 1,500**
TOTAL PARCEL MAP IN-LIEU FEES			**$ 5,695**	**$ 1,971**	**$ 3,798**	**$ 3,798**
ARRA AGING & ADULT (STIMULUS)						
	REV FROM USE OF MONEY & PROP					
		3605 INTEREST ON BANK DEP & INVEST	$ 3	$ 2	$	
	TOTAL REV FROM USE OF MONEY & PROP		**$ 3**	**$ 2**	**$**	
TOTAL ARRA AGING & ADULT (STIMULUS)			**$ 3**	**$ 2**	**$**	
KC ARRA ETR						
	INTERGOVERNMENTAL REVENUES					
		FEDERAL				
		4175 FEDERAL ARRA (STIMULUS)	$	$	$	$
		TOTAL FEDERAL	**$**	**$**	**$**	**$**
	TOTAL INTERGOVERNMENTAL REVENUES		**$**	**$**	**$**	**$**

State Controller Schedules
County Budget Act
January 2010 Edition, revision #1

COUNTY OF KERN
Detail of Additional Financing Sources by Fund and Account
Governmental Funds
Fiscal Year 2014-15

Schedule 6

Fund Name	Financing Source Category	Financing Source Account	Actual 2012-13	Actual 2013-14	CAO Recommended 2014-15	Adopted by the Board of Supervisors 2014-15
1	2	3	4	5	6	7
	REV FROM USE OF MONEY & PROP					
		3605 INTEREST ON BANK DEP & INVEST	$	$	$	$
		TOTAL REV FROM USE OF MONEY & PROP	**$**	**$**	**$**	**$**
TOTAL KC ARRA ETR			**$**	**$**	**$**	**$**
ARRA ROADS						
	INTERGOVERNMENTAL REVENUES					
		FEDERAL				
		4175 FEDERAL ARRA (STIMULUS)	$	$	$	$
		TOTAL FEDERAL	**$**	**$**	**$**	**$**
		TOTAL INTERGOVERNMENTAL REVENUES	**$**	**$**	**$**	**$**
	REV FROM USE OF MONEY & PROP					
		3605 INTEREST ON BANK DEP & INVEST	$	$	$	$
		TOTAL REV FROM USE OF MONEY & PROP	**$**	**$**	**$**	**$**
TOTAL ARRA ROADS			**$**	**$**	**$**	**$**
ARRA ENERGY STIMULUS GRANT						
	INTERGOVERNMENTAL REVENUES					
		FEDERAL				
		4175 FEDERAL ARRA (STIMULUS)	$	$	$	$
		TOTAL FEDERAL	**$**	**$**	**$**	**$**
		TOTAL INTERGOVERNMENTAL REVENUES	**$**	**$**	**$**	**$**
	REV FROM USE OF MONEY & PROP					
		3605 INTEREST ON BANK DEP & INVEST	$	1,894 $	24 $	$
		TOTAL REV FROM USE OF MONEY & PROP	**$**	**1,894 $**	**24 $**	**$**
TOTAL ARRA ENERGY STIMULUS GRANT			**$**	**1,894 $**	**24 $**	**$**

State Controller Schedules
County Budget Act
January 2010 Edition, revision #1

COUNTY OF KERN
Detail of Additional Financing Sources by Fund and Account
Governmental Funds
Fiscal Year 2014-15

Schedule 6

Fund Name	Financing Source Category	Financing Source Account	Actual 2012-13	Actual 2013-14	CAO Recommended 2014-15	Adopted by the Board of Supervisors 2014-15
1	2	3	4	5	6	7
ARRA PROBATION ASSISTANCE						
	INTERGOVERNMENTAL REVENUES					
		FEDERAL				
		4175 FEDERAL ARRA (STIMULUS)	$	$	$	$
		TOTAL FEDERAL	**$**	**$**	**$**	**$**
	TOTAL INTERGOVERNMENTAL REVENUES		**$**	**$**	**$**	**$**
TOTAL ARRA PROBATION ASSISTANCE			**$**	**$**	**$**	**$**
CAL-MMET ARRA JAG GRANT						
	INTERGOVERNMENTAL REVENUES					
		FEDERAL				
		4175 FEDERAL ARRA (STIMULUS)	$ 7,021	$	$	$
		TOTAL FEDERAL	**$ 7,021**	**$**	**$**	**$**
	TOTAL INTERGOVERNMENTAL REVENUES		**$ 7,021**	**$**	**$**	**$**
	REV FROM USE OF MONEY & PROP					
		3605 INTEREST ON BANK DEP & INVEST	$ 52	$	$	$
	TOTAL REV FROM USE OF MONEY & PROP		**$ 52**	**$**	**$**	**$**
TOTAL CAL-MMET ARRA JAG GRANT			**$ 7,073**	**$**	**$**	**$**
TOTAL SPECIAL REVENUE FUNDS FINANCING SOURCES			**$ 988,757,150**	**$ 1,048,051,340**	**$ 1,029,872,121**	**$ 1,029,872,121**
			$ 9,780,644	**$ 5,720,195**	**$ 17,411,783**	**$ 17,411,783**
CAPITAL PROJECT FUNDS						
ACO-GENERAL						
	OTHER FINANCING SOURCES					
		5497 OFS/OPERATING TRANSFER IN	$	$	30,894,852 $	$
	TOTAL OTHER FINANCING SOURCES		**$**	**$**	**30,894,852 $**	**$**
	REV FROM USE OF MONEY & PROP					
		3605 INTEREST ON BANK DEP & INVEST	$ 47,100	$ 38,957	$ 10,000	$ 10,000

State Controller Schedules
County Budget Act
January 2010 Edition, revision #1

COUNTY OF KERN
Detail of Additional Financing Sources by Fund and Account
Governmental Funds
Fiscal Year 2014-15

Schedule 6

Fund Name	Financing Source Category	Financing Source Account	Actual 2012-13	Actual 2013-14	CAO Recommended 2014-15	Adopted by the Board of Supervisors 2014-15
1	2	3	4	5	6	7
		3615 INTEREST FROM OTHER SOURCES	62,771	15,837		
		TOTAL REV FROM USE OF MONEY & PROP	**$ 109,871**	**$ 54,794**	**$ 10,000**	**$ 10,000**
TOTAL ACO-GENERAL			**$ 109,871**	**$ 30,949,646**	**$ 10,000**	**$ 10,000**
ACO-STRUCTURAL FIRE						
	REV FROM USE OF MONEY & PROP					
		3605 INTEREST ON BANK DEP & INVEST	$ 1,524	$ 1,132	$ 1,500	$ 1,500
		TOTAL REV FROM USE OF MONEY & PROP	**$ 1,524**	**$ 1,132**	**$ 1,500**	**$ 1,500**
TOTAL ACO-STRUCTURAL FIRE			**$ 1,524**	**$ 1,132**	**$ 1,500**	**$ 1,500**
SEVENTH STANDARD ROAD PROJ						
	INTERGOVERNMENTAL REVENUES					
		FEDERAL				
		4105 FEDERAL-AID FOR CONSTRUCTION	$ 8,373,250	$ 8,373,250	$	
		TOTAL FEDERAL	**$ 8,373,250**	**$ 8,373,250**	**$**	
		STATE				
		3925 STATE-AID FOR CONSTRUCTION	$ 11,588,603	$ 11,588,603	$	
		TOTAL STATE	**$ 11,588,603**	**$ 11,588,603**	**$**	
		TOTAL INTERGOVERNMENTAL REVENUES	**$ 19,961,853**	**$ 19,961,853**	**$**	
	MISCELLANEOUS REVENUES					
		5440 CANCELLED OUTLAWED WARRANTS	$ 37,500	$ 37,500	$	
		5445 MISCELLANEOUS OTHER REVENUE	8,606,086	8,606,086		
		TOTAL MISCELLANEOUS REVENUES	**$ 8,643,586**	**$ 8,643,586**	**$**	
	REV FROM USE OF MONEY & PROP					
		3605 INTEREST ON BANK DEP & INVEST	$ 23,276	$ 13,806	$ 5,000	$ 5,000
		TOTAL REV FROM USE OF MONEY & PROP	**$ 23,276**	**$ 13,806**	**$ 5,000**	**$ 5,000**
TOTAL SEVENTH STANDARD ROAD PROJ			**$ 28,628,715**	**$ 28,619,245**	**$ 5,000**	**$ 5,000**

State Controller Schedules
County Budget Act
January 2010 Edition, revision #1

COUNTY OF KERN
Detail of Additional Financing Sources by Fund and Account
Governmental Funds
Fiscal Year 2014-15

Schedule 6

Fund Name	Financing Source Category	Financing Source Account	Actual 2012-13	Actual 2013-14	CAO Recommended 2014-15	Adopted by the Board of Supervisors 2014-15
1	2	3	4	5	6	7
WHEELER RIDGE OVERPASS						
	INTERGOVERNMENTAL REVENUES					
		FEDERAL				
		4105 FEDERAL-AID FOR CONSTRUCTION	$ 5,887,090	$	$	$
		TOTAL FEDERAL	**$ 5,887,090**	**$**	**$**	**$**
	TOTAL INTERGOVERNMENTAL REVENUES		**$ 5,887,090**	**$**	**$**	**$**
	MISCELLANEOUS REVENUES					
		5445 MISCELLANEOUS OTHER REVENUE	$ 2,186,446	$	$	$
	TOTAL MISCELLANEOUS REVENUES		**$ 2,186,446**	**$**	**$**	**$**
	REV FROM USE OF MONEY & PROP					
		3605 INTEREST ON BANK DEP & INVEST	$ 617	$	$	$
	TOTAL REV FROM USE OF MONEY & PROP		**$ 617**	**$**	**$**	**$**
TOTAL WHEELER RIDGE OVERPASS			**$ 8,074,153**	**$**	**$**	**$**
7TH STANDARD WIDENING PROJECT						
	INTERGOVERNMENTAL REVENUES					
		FEDERAL				
		4105 FEDERAL-AID FOR CONSTRUCTION	$ 2,948,080	$ 2,948,079	$	$
		TOTAL FEDERAL	**$ 2,948,080**	**$ 2,948,079**	**$**	**$**
		STATE				
		3925 STATE-AID FOR CONSTRUCTION	$ 22,080,656	$ 22,080,655	$	$
		TOTAL STATE	**$ 22,080,656**	**$ 22,080,655**	**$**	**$**
	TOTAL INTERGOVERNMENTAL REVENUES		**$ 25,028,736**	**$ 25,028,734**	**$**	**$**
	MISCELLANEOUS REVENUES					
		5445 MISCELLANEOUS OTHER REVENUE	$ 1,436,976	$ 2,262,287	$	$
	TOTAL MISCELLANEOUS REVENUES		**$ 1,436,976**	**$ 2,262,287**	**$**	**$**

State Controller Schedules
County Budget Act
January 2010 Edition, revision #1

COUNTY OF KERN
Detail of Additional Financing Sources by Fund and Account
Governmental Funds
Fiscal Year 2014-15

Schedule 6

Fund Name	Financing Source Category	Financing Source Account	Actual 2012-13	Actual 2013-14	CAO Recommended 2014-15	Adopted by the Board of Supervisors 2014-15
1	2	3	4	5	6	7
	OTHER FINANCING SOURCES					
		5497 OFS/OPERATING TRANSFER IN	$ 14,222,940	$ 14,825,690	$ (1,100,000)	$ (1,100,000)
		TOTAL OTHER FINANCING SOURCES	**$ 14,222,940**	**$ 14,825,690**	**$ (1,100,000)**	**$ (1,100,000)**
	REV FROM USE OF MONEY & PROP					
		3605 INTEREST ON BANK DEP & INVEST	$ 36,042	$ 16,501	$	
		TOTAL REV FROM USE OF MONEY & PROP	**$ 36,042**	**$ 16,501**	**$**	
TOTAL 7TH STANDARD WIDENING PROJECT			**$ 40,724,694**	**$ 42,133,212**	**$ (1,100,000)**	**$ (1,100,000)**
2009 COP CAPITAL PROJECTS						
	MISCELLANEOUS REVENUES					
		5447 OTHER OPERATING REVENUE	$ 56,450,279	$ 64,890,510	$ 1,100,000	$ 1,248,000
		TOTAL MISCELLANEOUS REVENUES	**$ 56,450,279**	**$ 64,890,510**	**$ 1,100,000**	**$ 1,248,000**
	OTHER FINANCING SOURCES					
		5497 OFS/OPERATING TRANSFER IN	$	$ 6,116,107	$ 825,239	$ 1,775,239
		TOTAL OTHER FINANCING SOURCES	**$**	**$ 6,116,107**	**$ 825,239**	**$ 1,775,239**
	REV FROM USE OF MONEY & PROP					
		3605 INTEREST ON BANK DEP & INVEST	$ 15,755	$ 13,125	$	
		TOTAL REV FROM USE OF MONEY & PROP	**$ 15,755**	**$ 13,125**	**$**	
TOTAL 2009 COP CAPITAL PROJECTS			**$ 56,466,034**	**$ 71,019,742**	**$ 1,925,239**	**$ 3,023,239**
HAGEMAN ROAD SOG FUND						
	INTERGOVERNMENTAL REVENUES					
		STATE				
		3925 STATE-AID FOR CONSTRUCTION	$ 13,758,788	$ 15,296,616	$	
		TOTAL STATE	**$ 13,758,788**	**$ 15,296,616**	**$**	
		TOTAL INTERGOVERNMENTAL REVENUES	**$ 13,758,788**	**$ 15,296,616**	**$**	

State Controller Schedules
County Budget Act
January 2010 Edition, revision #1

COUNTY OF KERN
Detail of Additional Financing Sources by Fund and Account
Governmental Funds
Fiscal Year 2014-15

Schedule 6

Fund Name	Financing Source Category	Financing Source Account		Actual 2012-13	Actual 2013-14	CAO Recommended 2014-15	Adopted by the Board of Supervisors 2014-15
1	2	3		4	5	6	7
	MISCELLANEOUS REVENUES						
		5445	MISCELLANEOUS OTHER REVENUE	$ 2,915	$ 505,715	$	$
		5504	OFS/OPERATING TRANSFER-COP	17,000,000	18,023,618		
			TOTAL MISCELLANEOUS REVENUES	**$ 17,002,915**	**$ 18,529,333**	**$**	**$**
	OTHER FINANCING SOURCES						
		5497	OFS/OPERATING TRANSFER IN	$	$	$	$
			TOTAL OTHER FINANCING SOURCES	**$**	**$**	**$**	**$**
	REV FROM USE OF MONEY & PROP						
		3605	INTEREST ON BANK DEP & INVEST	$ 19,971	$ 38,462	$	$
			TOTAL REV FROM USE OF MONEY & PROP	**$ 19,971**	**$ 38,462**	**$**	**$**
TOTAL HAGEMAN ROAD SOG FUND				**$ 30,781,674**	**$ 33,864,411**	**$**	**$**
AB900 PHASE II CONSTRUCTION FU							
	INTERGOVERNMENTAL REVENUES						
		STATE					
		3865	STATE AID	$	$	$ 100,000,000	$ 100,000,000
			TOTAL STATE	**$ 0**	**$ 0**	**$ 100,000,000**	**$ 100,000,000**
			TOTAL INTERGOVERNMENTAL REVENUES	**$**	**$**	**$ 100,000,000**	**$ 100,000,000**
	OTHER FINANCING SOURCES						
		5497	OFS/OPERATING TRANSFER IN	$ 12,000,000	$ 22,544,898	$ 2,200,000	$ 2,200,000
			TOTAL OTHER FINANCING SOURCES	**$ 12,000,000**	**$ 22,544,898**	**$ 2,200,000**	**$ 2,200,000**
TOTAL AB900 PHASE II CONSTRUCTION FU				**$ 12,000,000**	**$ 22,544,898**	**$ 102,200,000**	**$ 102,200,000**
TOBACCO SECUR PROCEEDS-CP FUND							
	INTERGOVERNMENTAL REVENUES						
		STATE					
		4043	STATE-TOBACCO LITIGATION SETTL	$	$	$ 1,870,047	$
			TOTAL STATE	**$**	**$**	**$ 1,870,047**	**$**
			TOTAL INTERGOVERNMENTAL REVENUES	**$**	**$**	**$ 1,870,047**	**$**

State Controller Schedules
County Budget Act
January 2010 Edition, revision #1

COUNTY OF KERN
Detail of Additional Financing Sources by Fund and Account
Governmental Funds
Fiscal Year 2014-15

Schedule 6

Fund Name	Financing Source Category	Financing Source Account	Actual 2012-13	Actual 2013-14	CAO Recommended 2014-15	Adopted by the Board of Supervisors 2014-15
1	2	3	4	5	6	7
	REV FROM USE OF MONEY & PROP					
		3605 INTEREST ON BANK DEP & INVEST	$ 9,348	$ 6,143	$	$
		3607 INTEREST-TOBACCO ENDOWMENT	1,000,000	600,000	400,000	400,000
		TOTAL REV FROM USE OF MONEY & PROP	**$ 1,009,348**	**$ 606,143**	**$ 400,000**	**$ 400,000**
TOTAL TOBACCO SECUR PROCEEDS-CP FUND			**$ 1,009,348**	**$ 2,476,190**	**$ 400,000**	**$ 400,000**
REXLAND ACRES SEWER IMPRVMNT						
	INTERGOVERNMENTAL REVENUES					
		FEDERAL				
		4105 FEDERAL-AID FOR CONSTRUCTION	$ 3,433,600	$ 3,433,600	$	$
		TOTAL FEDERAL	**$ 3,433,600**	**$ 3,433,600**	**$**	**$**
		STATE				
		3925 STATE-AID FOR CONSTRUCTION	$ 2,468,542	$ 2,468,542	$	$
		TOTAL STATE	**$ 2,468,542**	**$ 2,468,542**	**$**	**$**
	TOTAL INTERGOVERNMENTAL REVENUES		**$ 5,902,142**	**$ 5,902,142**	**$**	**$**
	OTHER FINANCING SOURCES					
		5493 OTHER FINANCING SRCE-PROCEEDS	$ 3,112,000	$ 3,112,000	$	$
		5497 OFS/OPERATING TRANSFER IN	200,000	200,000		
	TOTAL OTHER FINANCING SOURCES		**$ 3,312,000**	**$ 3,312,000**	**$**	**$**
	REV FROM USE OF MONEY & PROP					
		3605 INTEREST ON BANK DEP & INVEST	$	$	$	$
		3615 INTEREST FROM OTHER SOURCES				
	TOTAL REV FROM USE OF MONEY & PROP		**$**	**$**	**$**	**$**
TOTAL REXLAND ACRES SEWER IMPRVMNT			**$ 9,214,142**	**$ 9,214,142**	**$**	**$**
TOTAL CAPITAL PROJECT FUNDS FINANCING SOURCES			**$ 187,010,155**	**$ 240,822,618**	**$ 103,441,739**	**$ 104,539,739**
TOTAL ALL FUNDS			**$ 1,907,625,147**	**$ 2,009,429,118**	**$ 1,882,707,537**	**$ 1,883,805,537**
		Total All Funds Transferred To	SCH 5, COL 2	SCH 5, COL 3	SCH 5, COL 4	SCH 5, COL 5

State Controller Schedules County Budget Act January 2010 Edition, revision #1	COUNTY OF KERN Summary of Financing Uses by Function and Fund Governmental Funds Fiscal Year 2014-15			Schedule 7
Description	Actual 2012-13	Actual 2013-14	CAO Recommended 2014-15	Adopted by the Board of Supervisors 2014-15
1	2	3	4	5
SUMMARIZATION BY FUNCTION				
GENERAL GOVERNMENT	$ 134,910,937	$ 150,944,746	$ 246,299,482	$ 248,381,939
PUBLIC PROTECTION	697,217,035	744,443,882	764,375,112	764,375,112
PUBLIC WAYS AND FACILITIES	222,336,419	84,320,917	73,354,073	73,354,073
HEALTH AND SANITATION	249,688,253	287,335,962	293,919,962	293,919,962
PUBLIC ASSISTANCE	465,085,938	495,304,459	534,825,588	534,825,588
EDUCATION	8,031,908	8,240,481	8,383,782	8,383,782
RECREATION AND CULTURAL SERVICES	12,404,273	12,693,941	13,380,354	13,380,354
DEBT SERVICE	14,045,030	10,702,069	14,241,663	14,241,663
TOTAL FINANCING USES BY FUNCTION	**$ 1,803,719,793**	**$ 1,793,986,457**	**$ 1,948,780,016**	**$ 1,950,862,473**
APPROPRIATION FOR CONTIGENCIES				
00001 GENERAL	$	$	$ 8,341,240	$ 8,341,240
00120 BUILDING INSPECTION			550,000	550,000
00141 MENTAL HEALTH FUND			4,753,608	4,753,608
00192 RECORDER			548,946	548,946
TOTAL APPROPRIATION FOR CONTINGENCIES	**$**	**$**	**$ 14,193,794**	**$ 14,193,794**
SUBTOTAL FINANCING USES	**$ 1,803,719,793**	**$ 1,793,986,457**	**$ 1,962,973,810**	**$ 1,965,056,267**
PROVISIONS FOR OBLIGATED FUND BALANCES				
00001 GENERAL	$	$	$ 33,820,427	$ 32,870,427
00003 FISCAL STABILITY FUND				
00264 TAX LOSS RESERVE			4,658,619	4,658,619
00007 ROAD			7,486,218	7,486,218
00011 STRUCTURAL FIRE			1,286,497	1,286,497
00120 BUILDING INSPECTION			3,202,208	3,202,208
00130 DEPT OF HUMAN SERVICES-ADMIN.				
00140 HUMAN SERVICES-DIRECT FIN AID				

State Controller Schedules County Budget Act January 2010 Edition, revision #1	COUNTY OF KERN Summary of Financing Uses by Function and Fund Governmental Funds Fiscal Year 2014-15			Schedule 7
Description	Actual 2012-13	Actual 2013-14	CAO Recommended 2014-15	Adopted by the Board of Supervisors 2014-15
1	2	3	4	5
00141 MENTAL HEALTH FUND				
00145 AGING AND ADULT SERVICES				
00160 WILDLIFE RESOURCES			3,002	3,002
00161 TIMBER HARVEST FUND			17,601	17,601
00162 GRAFFITI ABATEMENT				
00163 PROBATION DJJ REALIGNMENT FUND			700,663	700,663
00164 REAL ESTATE FRAUD			84,263	84,263
00165 LITTER CLEAN UP				
00170 OFF HWY MV LIC			86,459	86,459
00171 PL LOC DRN-SHAL			33	33
00172 PL LOC DRN-BRUND			396	396
00173 PL LOC DRN-ORNGW			2,524	2,524
00174 PL LOC DRN-BRECK			109	109
00175 RANGE IMP SEC 15			1,132	1,132
00176 PL LOC DRN-OILDL			187,804	187,804
00177 RANGE IMP SEC 3				
00178 INFORMATIONAL KIOSK FUND				
00179 PROBATION TRN FD			6,730	6,730
00180 DNA IDENTIFICATION				
00181 LOCAL PUBLIC SAFETY			3,778,527	3,778,527
00182 SHER FAC TRNG FD			55,844	55,844
00183 KERN CO DEPT OF CHILD SUPPORT				
00184 AUTOMATED FINGERPRINT FUND				
00186 JUV JUST FAC TEMP CONST			92	92
00187 EMERGENCY MEDICAL SERVICES FND			441,608	441,608
00188 AUTOMATED CO WARRANT SYSTEM				
00190 DOMESTIC VIOL PG			19,548	19,548
00191 CRIMINAL JUS FACILITIES CONST				
00192 RECORDER				

State Controller Schedules County Budget Act January 2010 Edition, revision #1	COUNTY OF KERN Summary of Financing Uses by Function and Fund Governmental Funds Fiscal Year 2014-15			Schedule 7
Description	Actual 2012-13	Actual 2013-14	CAO Recommended 2014-15	Adopted by the Board of Supervisors 2014-15
1	2	3	4	5
00193 COURTHOUSE CONSTRUCTION FUND				
00194 RECORDER`S SSN TRUNCATION				
00195 ALCOHOLISM PROG			17,041	17,041
00196 ALCOHOL ABUSE EDUCATION/PREV			16,471	16,471
00197 DRUG PROGRAM FUND				
00198 RECORDERS MODERNIZATION FUND			19,822	19,822
00199 MICROGRAPHIC-RCD				
00266 REDEMPTION SYSTEMS				
00270 ABATEMENT COST			10,168	10,168
22010 COUNTY LOCAL REVENUE FUND 2011			4,488,101	4,488,101
22020 A-C FARM ADV AGRI RESEARCH				
22021 ANIMAL CARE DONATIONS			1,798	1,798
22023 ANIMAL CARE			76	76
22024 ANIMAL SERV-FELINE CARCASSES				
22027 STERILIZATION FUND				
22036 BOARD OF TRADE-ADVERTISING			12,054	12,054
22042 GENERAL PLAN ADMIN SURCHARGE			410,323	410,323
22045 CO-WIDE CRIME PREV. P.C.1202.5			722	722
22064 D.A.-LOCAL FORFEITURE TRUST				
22066 SOLID WASTE-LEA GRANT				
22067 HEALTH-LOCAL OPTION				
22068 HLTH-STATE L.U.S.T. PROG			50	50
22069 PUBLIC HEALTH MISCELLANEOUS			175	175
22073 HEALTH-MAA/TCM				
22074 H1N1 PUB HLTH EMERG RESP FUNDS				
22076 CHILD RESTRAINT LOANER PRG			18,403	18,403
22079 D. A. EQUIPMENT/AUTOMATION			12,535	12,535
22081 MH-PROP 36 SUB A & CRIME PREV				
22082 KCIRT				

State Controller Schedules County Budget Act January 2010 Edition, revision #1	COUNTY OF KERN Summary of Financing Uses by Function and Fund Governmental Funds Fiscal Year 2014-15			Schedule 7
Description	Actual 2012-13	Actual 2013-14	CAO Recommended 2014-15	Adopted by the Board of Supervisors 2014-15
1	2	3	4	5
22085 MENTAL HEALTH SERVICES ACT				
22086 MHSA PRUDENT RESERVE			45,142	45,142
22087 CRIMINALISTICS LABORATORIES				
22097 ASSET FORFEITURE 15 PERCENT			297	297
22098 PROBATION ASSET FORFEITURE			1,947	1,947
22107 ASSET FORFEITURE FEDERAL			83,618	83,618
22116 HEALTH-NNFP				
22121 TRUCK 21 REPLACEMENT				
22122 FIXED WING AIRCRAFT				
22123 VEHICLE/APPARATUS			101,084	101,084
22125 HAZARDOUS WASTE SETTLEMNTS			397,654	397,654
22126 SHERIFF`S-RURAL CRIME				
22127 SHERIFF`S CAL-ID				
22128 SHERIFF`S CIVIL SUBPOENAS				
22129 KNET-SPC ASSET FORFEITURE REV			149,661	149,661
22131 SHERIFF`S DRUG ABUSE GANG DIVR				
22132 SHERIFF`S TRAINING				
22133 SHERIFF-WORK RELEASE			3,359	3,359
22137 SHERIFF-STATE FORFEITURE			92,633	92,633
22138 SHERIFF`S CIVIL AUTOMATED				
22140 SHERIFFS FIREARMS				
22141 SHERIFF-JUDGEMENT DEBTORS FEE			159,947	159,947
22142 SHERIFF`S COMM RESOURCES				
22143 SHERIFF`S VOLUNTEER SERV GRP			6,049	6,049
22144 SHER-CONTROLLED SUBTANCE				
22153 BKFD PLANNED SEWER #1			19,254	19,254
22156 DIVCA LOCAL FRANCHISE FEE				
22158 BKFD PLANNED SEWER #2			16,817	16,817
22160 SHERIFF`S CAL-MMET			25	25

State Controller Schedules County Budget Act January 2010 Edition, revision #1	COUNTY OF KERN Summary of Financing Uses by Function and Fund Governmental Funds Fiscal Year 2014-15	Schedule 7

Description	Actual 2012-13	Actual 2013-14	CAO Recommended 2014-15	Adopted by the Board of Supervisors 2014-15
1	2	3	4	5
22161 HIDTA-STATE ASSET FORFEIT				
22162 CAL-MMET-STATE ASSET FORFEIT				
22163 HIGH TECH EQUIPMENT				
22164 BKFD PLANNED SEWER #3				
22166 BKFD PLANNED SEWER #4				
22167 BKFD PLANNED SEWER #5				
22173 CO PLANNED SEWER AREA A			8,444	8,444
22176 HEALTH-BIO TERRORISM GRANT			7,928	7,928
22177 CO PLANNED SEWER AREA B			4	4
22184 CSA #71 SEPTIC ABANDONMENT			63,148	63,148
22185 WRAPAROUND SAVINGS			2,654,998	2,654,998
22187 RECORDERS ELECTRONIC RECORDING				
22188 FIREWORKS VIOLATIONS			28,552	28,552
22190 COMM CORR PERFORM INCENT FUND				
22195 PARKS DONATION FUND				
24024 DA FAMILY - EXCESS REVENUE				
24028 D.A.-FEDERAL FORFEITURE			5,604	5,604
24038 DA-COURT ORDERED PENALTIES				
24039 HOPST PREPAREDNESS PRGM GRANT			1,899	1,899
24041 EMS WEEK - DONATIONS			549	549
24042 FIRE DEPT DONATIONS				
24043 STATE FIRE				
24044 FIRE-HAZARD REDUCTION			187,680	187,680
24047 FIRE-HELICOPTER OPERATIONS			358,363	358,363
24050 MOBILE FIRE KITCHEN				
24057 INMATE WELF-SHER CORRECTION FC				
24060 JUVENILE INMATE WELFARE				
24066 KERN CO CHILDREN`S				
24067 KERN COUNTY LIBRARY DONATIONS			224,786	224,786

State Controller Schedules County Budget Act January 2010 Edition, revision #1	COUNTY OF KERN Summary of Financing Uses by Function and Fund Governmental Funds Fiscal Year 2014-15			Schedule 7
Description	Actual 2012-13	Actual 2013-14	CAO Recommended 2014-15	Adopted by the Board of Supervisors 2014-15
1	2	3	4	5
24086 PEACE OFFICERS` TRAINING-POST			487	487
24088 CORE AREA METRO BFLD IMP FEE			506,421	506,421
24089 METRO BFLD TRANSPORT IMP FEE			3,079,842	3,079,842
24091 ROSAMOND TRANSPORT IMP FEE			47,113	47,113
24094 SOLID WASTE ENFORCEMENT				
24095 BAKERSFIELD MITIGATION			16,944	16,944
24096 TEH TRANSP IMPACT FEE CORE			51	51
24097 TEH TRANSP IMPACT FEE NON-CORE			245,172	245,172
24098 PROJECT IMPACT MITIGATION FUND			14,333,500	14,333,500
24105 JAMISON CENTER				
24125 STRONG MOT INSTRUMENTATION				
24126 TOBACCO EDUCATION CONTROL PROG				
24137 VITAL & HEALTH STAT-HEALTH DPT				
24138 VITAL & HEALTH STAT-RECORDER			17,142	17,142
24139 VITAL & HEALTH STAT-CO. CLERK			548	548
24300 OILDALE REVITALIZATION FUND				
25120 PARCEL MAP IN-LIEU FEES				
26000 ARRA AGING & ADULT (STIMULUS)				
26001 ARRA JUSTICE ASSISTANCE				
26006 ARRA ENERGY STIMULUS GRANT			13	13
42904 SECSC/JPA OPS				
26003 ARRA CDBG-R GRANT				
00004 ACO-GENERAL				
00012 ACO-STRUCTURAL FIRE			1,081	1,081
00155 SEVENTH STANDARD ROAD PROJ				
00156 WHEELER RIDGE OVERPASS				
00210 C.O.P.-KERN MEDICAL CENTER				
00220 7TH STANDARD WIDENING PROJECT			16,501	16,501
00221 2009 COP CAPITAL PROJECTS			1,132,457	

State Controller Schedules County Budget Act January 2010 Edition, revision #1	COUNTY OF KERN Summary of Financing Uses by Function and Fund Governmental Funds Fiscal Year 2014-15			Schedule 7
Description	Actual 2012-13	Actual 2013-14	CAO Recommended 2014-15	Adopted by the Board of Supervisors 2014-15
1	2	3	4	5
00222 HAGEMAN ROAD SOG FUND			38,462	38,462
00225 AB900 PHASE II CONSTRUCTION FU				
00235 TOBACCO SECUR PROCEEDS-CP FUND			6,143	6,143
40390 REXLAND ACRES SEWER IMPRVMNT				
TOTAL OBLIGATED FUND BALANCES	**$**	**$**	**$ 84,909,362**	**$ 82,826,905**
TOTAL FINANCING USES	**$ 1,803,719,793**	**$ 1,793,986,457**	**$ 2,047,883,172**	**$ 2,047,883,172**
SUMMARIZATION BY FUND				
00001 GENERAL	$ 683,976,384	$ 721,077,987	$ 780,715,121	$ 780,715,121
00004 ACO-GENERAL		44,241,174		
00007 ROAD	52,150,826	42,935,838	73,161,022	73,161,022
00011 STRUCTURAL FIRE	138,765,464	144,593,576	148,449,764	148,449,764
00012 ACO-STRUCTURAL FIRE			1,081	1,081
00120 BUILDING INSPECTION	5,219,221	5,490,390	10,950,101	10,950,101
00130 DEPT OF HUMAN SERVICES-ADMIN.	155,693,437	172,375,596	195,528,721	195,528,721
00140 HUMAN SERVICES-DIRECT FIN AID	191,948,683	194,585,069	205,263,507	205,263,507
00141 MENTAL HEALTH FUND	87,163,078	104,009,205	125,641,432	125,641,432
00145 AGING AND ADULT SERVICES	11,886,261	13,858,641	15,120,925	15,120,925
00155 SEVENTH STANDARD ROAD PROJ	25,170,692		807,864	807,864
00156 WHEELER RIDGE OVERPASS	7,928,533			
00160 WILDLIFE RESOURCES	3,731	6,467	21,017	21,017
00161 TIMBER HARVEST FUND		47,836	17,601	17,601
00163 PROBATION DJJ REALIGNMENT FUND	3,735,585	3,200,000	4,674,434	4,674,434
00164 REAL ESTATE FRAUD	240,000	444,000	586,863	586,863
00165 LITTER CLEAN UP	3,393	3,088	3,317	3,317
00170 OFF HWY MV LIC	79,295	206,469	195,459	195,459
00171 PL LOC DRN-SHAL			533	533
00172 PL LOC DRN-BRUND			896	896

State Controller Schedules County Budget Act January 2010 Edition, revision #1	COUNTY OF KERN Summary of Financing Uses by Function and Fund Governmental Funds Fiscal Year 2014-15			Schedule 7
Description	Actual 2012-13	Actual 2013-14	CAO Recommended 2014-15	Adopted by the Board of Supervisors 2014-15
1	2	3	4	5
00173 PL LOC DRN-ORNGW			3,024	3,024
00174 PL LOC DRN-BRECK			609	609
00175 RANGE IMP SEC 15	5,750	5,750	6,882	6,882
00176 PL LOC DRN-OILDL			188,304	188,304
00177 RANGE IMP SEC 3	2,000	2,000	2,000	2,000
00179 PROBATION TRN FD	248,388	273,350	296,855	296,855
00180 DNA IDENTIFICATION	703,000	600,000	330,000	330,000
00181 LOCAL PUBLIC SAFETY	68,921,472	81,639,218	80,738,035	80,738,035
00182 SHER FAC TRNG FD	262,211	200,000	305,844	305,844
00183 KERN CO DEPT OF CHILD SUPPORT	21,644,338	21,329,819	22,355,130	22,355,130
00184 AUTOMATED FINGERPRINT FUND	506,422	825,383	847,000	847,000
00186 JUV JUST FAC TEMP CONST			92	92
00187 EMERGENCY MEDICAL SERVICES FND	1,489,093	1,243,478	1,570,840	1,570,840
00188 AUTOMATED CO WARRANT SYSTEM	90,000	54,000	54,000	54,000
00190 DOMESTIC VIOL PG	120,000	140,000	169,548	169,548
00191 CRIMINAL JUS FACILITIES CONST	3,300,000	2,900,000	3,300,000	3,300,000
00192 RECORDER	3,407,662	3,117,478	4,504,493	4,504,493
00194 RECORDER`S SSN TRUNCATION	26,625	40,750	41,767	41,767
00195 ALCOHOLISM PROG	159,706	72,587	89,628	89,628
00196 ALCOHOL ABUSE EDUCATION/PREV	100,094	61,748	78,219	78,219
00197 DRUG PROGRAM FUND	22,000	157,565	157,565	157,565
00198 RECORDERS MODERNIZATION FUND	1,276,868	553,036	1,148,545	1,148,545
00199 MICROGRAPHIC-RCD	70,590	60,388	80,000	80,000
00220 7TH STANDARD WIDENING PROJECT	41,103,645		(1,083,499)	(1,083,499)
00221 2009 COP CAPITAL PROJECTS	57,205,560	863,116	1,990,979	1,990,979
00222 HAGEMAN ROAD SOG FUND	32,549,231		38,462	38,462
00225 AB900 PHASE II CONSTRUCTION FU	223,149	15,982,852	114,794,898	114,794,898
00235 TOBACCO SECUR PROCEEDS-CP FUND	1,000,000	600,000	406,143	406,143
00264 TAX LOSS RESERVE	4,000,000	4,000,000	8,658,619	8,658,619

State Controller Schedules County Budget Act January 2010 Edition, revision #1	COUNTY OF KERN Summary of Financing Uses by Function and Fund Governmental Funds Fiscal Year 2014-15			Schedule 7
Description	Actual 2012-13	Actual 2013-14	CAO Recommended 2014-15	Adopted by the Board of Supervisors 2014-15
1	2	3	4	5
00266 REDEMPTION SYSTEMS	289,120	690,263	661,411	661,411
00270 ABATEMENT COST	134,444	99,983	52,168	52,168
22010 COUNTY LOCAL REVENUE FUND 2011	146,126,586	160,683,056	164,253,209	164,253,209
22021 ANIMAL CARE DONATIONS		63,959	12,298	12,298
22023 ANIMAL CARE		19,876	76	76
22024 ANIMAL SERV-FELINE CARCASSES		11,147		
22027 STERILIZATION FUND	32,265	29,405	48,000	48,000
22036 BOARD OF TRADE-ADVERTISING		26,000	76,954	76,954
22042 GENERAL PLAN ADMIN SURCHARGE	237,154	254,003	1,559,023	1,559,023
22045 CO-WIDE CRIME PREV. P.C.1202.5			722	722
22064 D.A.-LOCAL FORFEITURE TRUST		300,000	300,000	300,000
22066 SOLID WASTE-LEA GRANT	30,000	38,564		
22067 HEALTH-LOCAL OPTION	1,700			
22068 HLTH-STATE L.U.S.T. PROG	170,826	3,550	50	50
22069 PUBLIC HEALTH MISCELLANEOUS	2,810	2,243	10,175	10,175
22073 HEALTH-MAA/TCM	68,776	94,512	100,000	100,000
22076 CHILD RESTRAINT LOANER PRG	37,940	71,483	78,403	78,403
22079 D. A. EQUIPMENT/AUTOMATION	150,000		85,535	85,535
22082 KCIRT	1,184			
22085 MENTAL HEALTH SERVICES ACT	29,095,283	27,534,699	36,219,063	36,219,063
22086 MHSA PRUDENT RESERVE			45,142	45,142
22087 CRIMINALISTICS LABORATORIES	130,000	130,000	76,027	76,027
22097 ASSET FORFEITURE 15 PERCENT			297	297
22098 PROBATION ASSET FORFEITURE			1,947	1,947
22107 ASSET FORFEITURE FEDERAL			83,618	83,618
22116 HEALTH-NNFP	2,117			
22122 FIXED WING AIRCRAFT	162,000	52,000		
22123 VEHICLE/APPARATUS	650,000	90,000	101,084	101,084
22125 HAZARDOUS WASTE SETTLEMNTS		65,334	397,654	397,654

State Controller Schedules County Budget Act January 2010 Edition, revision #1	COUNTY OF KERN Summary of Financing Uses by Function and Fund Governmental Funds Fiscal Year 2014-15			Schedule 7
Description	Actual 2012-13	Actual 2013-14	CAO Recommended 2014-15	Adopted by the Board of Supervisors 2014-15
1	2	3	4	5
22127 SHERIFF`S CAL-ID	277,122	1,020,267	1,403,000	1,403,000
22129 KNET-SPC ASSET FORFEITURE REV	46,774	20,000	149,661	149,661
22131 SHERIFF`S DRUG ABUSE GANG DIVR	40,000	40,000	40,000	40,000
22132 SHERIFF`S TRAINING	81,000	91,000	75,000	75,000
22133 SHERIFF-WORK RELEASE	720,000	486,025	478,359	478,359
22137 SHERIFF-STATE FORFEITURE	6,915	60,881	121,133	121,133
22138 SHERIFF`S CIVIL AUTOMATED	38,641	290,893	198,000	198,000
22140 SHERIFFS FIREARMS	17,700	5,000	50,000	50,000
22141 SHERIFF-JUDGEMENT DEBTORS FEE	137,026	570,173	332,597	332,597
22142 SHERIFF`S COMM RESOURCES	35,321	14,000	16,000	16,000
22143 SHERIFF`S VOLUNTEER SERV GRP	8,493	5,645	16,049	16,049
22144 SHER-CONTROLLED SUBTANCE	403,546	440,666	438,089	438,089
22153 BKFD PLANNED SEWER #1	77	105	19,754	19,754
22156 DIVCA LOCAL FRANCHISE FEE	249,543	440,914	510,000	510,000
22158 BKFD PLANNED SEWER #2			17,317	17,317
22160 SHERIFF`S CAL-MMET			25	25
22161 HIDTA-STATE ASSET FORFEIT	61,200	44,700		
22162 CAL-MMET-STATE ASSET FORFEIT	252,636	58,434	290,000	290,000
22164 BKFD PLANNED SEWER #3			500	500
22166 BKFD PLANNED SEWER #4		16	500	500
22167 BKFD PLANNED SEWER #5			500	500
22173 CO PLANNED SEWER AREA A	46	17	8,944	8,944
22176 HEALTH-BIO TERRORISM GRANT	846,421	456,633	590,676	590,676
22177 CO PLANNED SEWER AREA B			504	504
22184 CSA #71 SEPTIC ABANDONMENT	47	296	63,648	63,648
22185 WRAPAROUND SAVINGS		182,422	3,562,008	3,562,008
22187 RECORDERS ELECTRONIC RECORDING	235,575	216,658	252,000	252,000
22188 FIREWORKS VIOLATIONS	3,955	25,000	53,552	53,552
22190 COMM CORR PERFORM INCENT FUND	200,000		201,135	201,135

State Controller Schedules County Budget Act January 2010 Edition, revision #1	COUNTY OF KERN Summary of Financing Uses by Function and Fund Governmental Funds Fiscal Year 2014-15			Schedule 7
Description	Actual 2012-13	Actual 2013-14	CAO Recommended 2014-15	Adopted by the Board of Supervisors 2014-15
1	2	3	4	5
24024 DA FAMILY - EXCESS REVENUE	368,970			
24028 D.A.-FEDERAL FORFEITURE			5,604	5,604
24038 DA-COURT ORDERED PENALTIES	250,000	300,000	250,000	250,000
24039 HOPST PREPAREDNESS PRGM GRANT	(27,011)	91,397	65,877	65,877
24041 EMS WEEK - DONATIONS			549	549
24042 FIRE DEPT DONATIONS	6,000	10,000	26,500	26,500
24043 STATE FIRE		170,000	1,280,000	1,280,000
24044 FIRE-HAZARD REDUCTION	1,002,570	775,000	537,680	537,680
24047 FIRE-HELICOPTER OPERATIONS	760,950	560,000	1,345,513	1,345,513
24057 INMATE WELF-SHER CORRECTION FC	3,627,991	4,109,958	6,061,953	6,061,953
24060 JUVENILE INMATE WELFARE			50,000	50,000
24066 KERN CO CHILDREN`S	150,295	182,871	544,181	544,181
24067 KERN COUNTY LIBRARY DONATIONS	281,002	202,863	242,786	242,786
24086 PEACE OFFICERS` TRAINING-POST			487	487
24088 CORE AREA METRO BFLD IMP FEE	105,810	2,000,000	1,506,421	1,506,421
24089 METRO BFLD TRANSPORT IMP FEE	3,534,081	8,557,910	4,018,863	4,018,863
24091 ROSAMOND TRANSPORT IMP FEE			47,113	47,113
24094 SOLID WASTE ENFORCEMENT	373,393			
24095 BAKERSFIELD MITIGATION			131,444	131,444
24096 TEH TRANSP IMPACT FEE CORE			51	51
24097 TEH TRANSP IMPACT FEE NON-CORE			245,172	245,172
24098 PROJECT IMPACT MITIGATION FUND			14,333,500	14,333,500
24105 JAMISON CENTER	1,363	4,983	100,000	100,000
24125 STRONG MOT INSTRUMENTATION	242,899	109,611	165,350	165,350
24126 TOBACCO EDUCATION CONTROL PROG	149,999	137,978	150,000	150,000
24137 VITAL & HEALTH STAT-HEALTH DPT	55,654	66,617	73,925	73,925
24138 VITAL & HEALTH STAT-RECORDER	57,008	61,800	96,792	96,792
24139 VITAL & HEALTH STAT-CO. CLERK	2,200	2,200	3,048	3,048
25120 PARCEL MAP IN-LIEU FEES	65,155	105,186	100,000	100,000

State Controller Schedules County Budget Act January 2010 Edition, revision #1	COUNTY OF KERN Summary of Financing Uses by Function and Fund Governmental Funds Fiscal Year 2014-15			Schedule 7
Description	Actual 2012-13	Actual 2013-14	CAO Recommended 2014-15	Adopted by the Board of Supervisors 2014-15
1	2	3	4	5
26000 ARRA AGING & ADULT (STIMULUS)		461		
26001 ARRA JUSTICE ASSISTANCE	103,019			
26006 ARRA ENERGY STIMULUS GRANT		9,946	13	13
26008 CAL-MMET ARRA JAG GRANT	7,073			
40390 REXLAND ACRES SEWER IMPRVMNT	9,214,742		102,446	102,446
TOTAL FINANCING USES	**$ 1,803,719,793**	**$ 1,793,986,457**	**$ 2,046,750,715**	**$ 2,046,750,715**
Total Financing Uses by Function Transferred From	SCH 8, COL 2	SCH 8, COL 3	SCH 8, COL 4	SCH 8, COL 5
Total Financing Uses Transferred To				SCH 2, COL 8
Subtotal Financing Uses Ties To				SCH 2, COL 6
Total Obligated Fund Balances Transferred To				SCH 2, COL 7 SCH 4, COL 6
Summarization Totals Must Equal				TOTAL FIN USES = TOTAL FIN USES

State Controller Schedules County Budget Act January 2010 Edition, revision #1	COUNTY OF KERN Detail of Financing Uses by Function, Activity and Budget Unit Governmental Funds Fiscal Year 2014-15			Schedule 8
Function, Activity and Budget Unit	Actual 2012-13	Actual 2013-14	CAO Recommended 2014-15	Adopted by the Board of Supervisors 2014-15
1	2	3	4	5
GENERAL				
LEGISLATIVE & ADMINISTRATIVE				
1011 BOARD OF SUPERVISORS-DIST #1	$ 547,946	$ 545,991	$ 586,383	$ 586,383
1012 BOARD OF SUPERVISORS-DIST #2	540,891	557,380	548,664	548,664
1013 BOARD OF SUPERVISORS-DIST #3	493,694	499,171	553,019	553,019
1014 BOARD OF SUPERVISORS-DIST #4	499,986	514,355	595,512	595,512
1015 BOARD OF SUPERVISORS-DIST #5	526,363	544,174	538,651	538,651
1020 ADMINISTRATIVE OFFICE	2,888,771	3,226,555	4,289,553	4,289,553
1030 CLERK OF BOARD OF SUPERVISORS	817,152	821,350	865,512	865,512
1040 SPECIAL SERVICES	3,470,722	8,981,686	5,674,084	5,674,084
TOTAL LEGISLATIVE & ADMINISTRATIVE	**$ 9,785,525**	**$ 15,690,662**	**$ 13,651,378**	**$ 13,651,378**
FINANCE				
1110 AUDITOR-CONTROLLER	$ 5,370,246	$ 5,546,740	$ 6,294,684	$ 6,294,684
1112 DISCRETIONARY REVENUE	47,211			
1113 TAX LOSS RESERVE	4,000,000	4,000,000	4,000,000	4,000,000
1116 CONTRIB TO FISCAL STABILITY				
1120 TREASURER-TAX COLLECTOR	4,992,138	5,211,429	6,280,965	6,280,965
1121 REDEMPTION SYSTEMS FUND	289,120	690,263	661,411	661,411
1130 ASSESSOR	10,620,317	10,843,243	11,564,328	11,564,328
TOTAL FINANCE	**$ 25,319,032**	**$ 26,291,675**	**$ 28,801,388**	**$ 28,801,388**
OTHER GENERAL				
1160 INFORMATION TECHNOLOGY SERVICE	$ 9,583,474	$ 9,510,467	$ 10,704,161	$ 10,704,161
1900 ENGINEERING & SURVEY SERVICES	4,674,122	4,951,408	4,550,892	4,550,892
1910 RISK MANAGEMENT	3,499,209	3,746,986	4,530,416	4,530,416
TOTAL OTHER GENERAL	**$ 17,756,805**	**$ 18,208,861**	**$ 19,785,469**	**$ 19,785,469**
COUNSEL				
1210 COUNTY COUNSEL	$ 8,714,802	$ 8,861,363	$ 11,227,720	$ 11,227,720
TOTAL COUNSEL	**$ 8,714,802**	**$ 8,861,363**	**$ 11,227,720**	**$ 11,227,720**
PERSONNEL				

State Controller Schedules County Budget Act January 2010 Edition, revision #1	COUNTY OF KERN Detail of Financing Uses by Function, Activity and Budget Unit Governmental Funds Fiscal Year 2014-15			Schedule 8
Function, Activity and Budget Unit	Actual 2012-13	Actual 2013-14	CAO Recommended 2014-15	Adopted by the Board of Supervisors 2014-15
1	2	3	4	5
1310 PERSONNEL	$ 2,275,845	$ 2,570,185	$ 2,596,639	$ 2,596,639
TOTAL PERSONNEL	**$ 2,275,845**	**$ 2,570,185**	**$ 2,596,639**	**$ 2,596,639**
ELECTIONS				
1420 ELECTIONS	$ 3,389,742	$ 2,872,318	$ 3,843,281	$ 3,843,281
TOTAL ELECTIONS	**$ 3,389,742**	**$ 2,872,318**	**$ 3,843,281**	**$ 3,843,281**
PROPERTY MANAGEMENT				
1610 GENERAL SERVICES	$ 10,314,865	$ 10,663,291	$ 11,405,688	$ 11,405,688
1611 DIVCA LCL FRANCHISE FEE	249,543	440,914	510,000	510,000
1612 ARRA ENERGY STIMULUS GRANT		9,946		
1615 UTILITY PAYMENTS	7,702,513	8,339,098	8,633,530	8,633,530
1640 CONSTRUCTION SERV-DIV GEN SERV	1,384,311	966,701	1,235,174	1,235,174
1650 GEN SERV-MAJOR MAINT-GENERAL	7,891,831	1,962,161	8,025,834	8,025,834
TOTAL PROPERTY MANAGEMENT	**$ 27,543,063**	**$ 22,382,111**	**$ 29,810,226**	**$ 29,810,226**
PROMOTION				
1812 BOARD OF TRADE	$ 617,372	$ 649,719	$ 745,424	$ 745,424
1813 INFORMATIONAL KIOSKS				
1814 BOARD OF TRADE-ADVERTISING TRS		26,000	64,900	64,900
TOTAL PROMOTION	**$ 617,372**	**$ 675,719**	**$ 810,324**	**$ 810,324**
PLANT ACQUISITION				
1945 AB 900 PHASE II	$ 223,149	$ 15,982,852	$ 114,794,898	$ 114,794,898
1947 TOBACCO ENDOWMENT INTEREST	1,000,000	600,000	400,000	400,000
1948 ACO-GENERAL		44,241,174		
1950 BKFD PLANNED SEWER #1 TRUST	77	105	500	500
1951 BKFD PLANNED SEWER #2 TRUST			500	500
1952 BKFD PLANNED SEWER #3 TRUST			500	500
1953 BKFD PLANNED SEWER #4 TRUST		16	500	500
1954 BKFD PLANNED SEWER #5 TRUST			500	500
1956 CO PLANNED SEWER AREA A TRUST	46	17	500	500
1957 CO PLANNED SEWER AREA B TRUST			500	500
1958 CSA #71 SEPTIC ABANDONMENT TRS	47	296	500	500
1959 COURT TEMP CONST.				

State Controller Schedules County Budget Act January 2010 Edition, revision #1	COUNTY OF KERN Detail of Financing Uses by Function, Activity and Budget Unit Governmental Funds Fiscal Year 2014-15			Schedule 8
Function, Activity and Budget Unit	Actual 2012-13	Actual 2013-14	CAO Recommended 2014-15	Adopted by the Board of Supervisors 2014-15
1	2	3	4	5
1960 GENERAL SERVICES - CAPITAL PROJECTS	17,513,717	13,974,968	15,470,370	16,420,370
1961 ORANGEWD PLD			500	500
1962 PL LOC DRAN-SHAL			500	500
1963 PL LOC DRAN-BRUND			500	500
1964 PL LOC DRAN-BRECK			500	500
1965 PLD OILDALE			500	500
1966 FACILITY PROJECTS	8,256,973	863,116	890,979	2,023,436
1968 CRIMINAL JUST FACILITY	3,300,000	2,900,000	3,300,000	3,300,000
1969 REXLAND ACRES SEWER AD 2006-1	9,214,742		102,446	102,446
TOTAL PLANT ACQUISITION	**$ 39,508,751**	**$ 78,562,544**	**$ 134,965,193**	**$ 137,047,650**
APPROPRIATION FR CONTINGENCIES				
1970 APPROPRIATION FR CONTINGENCIES	$	$	$ 8,341,240	$ 8,341,240
TOTAL APPROPRIATION FR CONTINGENCIES	**$**	**$**	**$ 8,341,240**	**$ 8,341,240**
TOTAL GENERAL	**$ 134,910,937**	**$ 176,115,438**	**$ 253,832,858**	**$ 255,915,315**
PUBLIC WAYS & FACILITIES				
PUBLIC WAYS				
1955 SEVENTH STANDARD ROAD PROJ FND	$ 25,170,692	$	$ 807,864	$ 807,864
3000 ROADS DEPARTMENT	52,150,826	42,935,838	65,674,804	65,674,804
3001 CONTRIBUTION TO ROADS	10,770,813	5,557,532	5,387,272	5,387,272
3002 CORE AREA METRO BFLD IMP FEE	105,810	2,000,000	1,000,000	1,000,000
3003 METRO BFLD TRANSPORT IMP FEE	3,534,081	8,557,910	939,021	939,021
3004 ROSAMOND TRANSPORT IMP FEE TRS				
3005 BAKERSFIELD MITIGATION FUNDS			114,500	114,500
3007 TEH TRANSP IMPACT FEE NON-CORE				
3008 LAVAL ROAD OVERPASS FUND	7,928,533			
3009 7th STANDARD ROAD WIDENING FUND	41,103,645		(1,100,000)	(1,100,000)
3010 LOCAL TRANSPORTATION PROJECTS	17,725,648		1,100,000	1,100,000
3011 7TH STD ROAD WIDE-OP TRANS OUT	14,222,939			
3012 ARRA ROADS				
3013 HAGEMAN RD/BNSF SEPTN GRDE COP	32,549,231			

State Controller Schedules County Budget Act January 2010 Edition, revision #1	COUNTY OF KERN Detail of Financing Uses by Function, Activity and Budget Unit Governmental Funds Fiscal Year 2014-15			Schedule 8
Function, Activity and Budget Unit	Actual 2012-13	Actual 2013-14	CAO Recommended 2014-15	Adopted by the Board of Supervisors 2014-15
1	2	3	4	5
3014 HAGEMAN RD SOG-OP TRANS OUT	17,000,000			
TOTAL PUBLIC WAYS	**$ 222,262,218**	**$ 59,051,280**	**$ 73,923,461**	**$ 73,923,461**
TRANSPORTATION TERMINALS				
3201 CONTRIBUTION TO AIRPORT	$ 74,201	$ 98,945	$ 238,476	$ 238,476
TOTAL TRANSPORTATION TERMINALS	**$ 74,201**	**$ 98,945**	**$ 238,476**	**$ 238,476**
TOTAL PUBLIC WAYS & FACILITIES	**$ 222,336,419**	**$ 59,150,225**	**$ 74,161,937**	**$ 74,161,937**
PUBLIC PROTECTION				
JUDICIAL				
2110 CONTRI-TRIAL COURT FUNDING	$ 16,275,552	$ 15,946,834	$ 16,636,438	$ 16,636,438
2111 DNA INDENTIFICATION FUND	703,000	600,000	330,000	330,000
2112 LOCAL PUBLIC SAFETY FUND	68,921,472	81,639,218	76,959,508	76,959,508
2113 AUTOMATED CO WARRANT SYSTEM	90,000	54,000	54,000	54,000
2114 DOMESTIC VIOLENCE FUND	120,000	140,000	150,000	150,000
2115 REAL ESTATE FRAUD	240,000	444,000	502,600	502,600
2116 COUNTY CLERK	366,577	451,777	561,397	561,397
2118 ARRA JUSTICE ASSISTANCE	103,019			
2160 GRAND JURY	285,982	262,126	293,707	293,707
2170 INDIGENT DEFENSE SERVICES	6,247,227	7,119,766	7,490,000	7,490,000
2180 DISTRICT ATTORNEY	30,952,329	32,510,795	35,665,962	35,665,962
2181 D.A.-LOCAL FORFEITURE TRUST		300,000	300,000	300,000
2182 D. A. EQUIPMENT/AUTOMATION	150,000		73,000	73,000
2183 KERN CO DEPT OF CHILD SUPPORT	21,644,338	21,329,819	22,355,130	22,355,130
2184 DA FAMILY - EXCESS REVENUE	368,970			
2185 CRIMINALISTICS LABORATORIES FD	130,000	130,000	76,027	76,027
2187 DA-COURT ORDERED PENALTIES	250,000	300,000	250,000	250,000
2190 PUBLIC DEFENDER	13,725,604	14,716,637	16,645,387	16,645,387
TOTAL JUDICIAL	**$ 160,574,070**	**$ 175,944,972**	**$ 178,343,156**	**$ 178,343,156**
POLICE PROTECTION				
2200 FORENSIC SCIENCES-DIV OF D.A.	$ 6,290,513	$ 5,927,984	$ 7,334,123	$ 7,334,123
2210 SHERIFF	197,869,057	210,470,974	209,768,877	209,768,877

State Controller Schedules County Budget Act January 2010 Edition, revision #1	COUNTY OF KERN Detail of Financing Uses by Function, Activity and Budget Unit Governmental Funds Fiscal Year 2014-15			Schedule 8
Function, Activity and Budget Unit	Actual 2012-13	Actual 2013-14	CAO Recommended 2014-15	Adopted by the Board of Supervisors 2014-15
1	2	3	4	5
2211 SHER FAC TRNG FUND	215,000	200,000	250,000	250,000
2212 AUTOMATED FINGERPRINT FUND	506,422	825,383	847,000	847,000
2214 SHERIFF'S CAL-ID TRUST FUND	277,122	1,020,267	1,403,000	1,403,000
2216 SHERIFF'S DRUG ABUSE GANG DIVR	40,000	40,000	40,000	40,000
2217 SHERIFF'S TRAINING TRUST FUND	81,000	91,000	75,000	75,000
2218 SHERIFF-WORK RELEASE TRUST	720,000	486,025	475,000	475,000
2219 SHERIFF-STATE FORFEITURE TRUST	6,915	60,881	28,500	28,500
2220 SHERIFF'S CIVIL AUTOMATED TRST	38,641	290,893	198,000	198,000
2221 SHERIFFS FIREARMS TRUST FUND	17,700	5,000	50,000	50,000
2222 SHERIFF-JUDGEMENT DEBTORS FEE	137,026	570,173	172,650	172,650
2223 SHERIFF'S COMM RESOURCES TRUST	35,321	14,000	16,000	16,000
2224 SHERIFF'S VOLUNTEER SERV GRP	8,493	5,645	10,000	10,000
2225 SHER-CONTROLLED SUBTANCE TRST	403,546	440,666	438,089	438,089
2227 HIDTA-STATE ASSET FORFEIT TRUS	61,200	44,700		
2228 CAL-MMET-STATE ASSET FOREIT	252,636	58,434	290,000	290,000
2230 INMATE WELF-SHER CORRECTION FC	3,627,991	4,109,958	6,061,953	6,061,953
2231 INDIGENT BURIAL	46,774	20,000		
2232 CAL-MMET ARRA JAG GRANT	7,073			
TOTAL POLICE PROTECTION	**$ 210,642,430**	**$ 224,681,983**	**$ 227,458,192**	**$ 227,458,192**
DETENTION & CORRECTION				
2300 COUNTY LOCAL REVENUE FUND 2011	$ 52,447,215	$ 61,715,765	$ 60,163,677	$ 60,163,677
2340 PROBATION	72,504,194	76,791,989	83,442,751	83,442,751
2341 PROBATION TRAINING FUND	248,388	273,350	290,125	290,125
2342 PROBATION DJJ REALIGNMENT FUND	3,735,585	3,200,000	3,973,771	3,973,771
2343 PROBATION ASSET FORFEITURE TR				
2344 JUVENILE INMATE WELFARE FUND			50,000	50,000
2346 COMM CORR PERFORMANCE-INCENTIVE	200,000		201,135	201,135
TOTAL DETENTION & CORRECTION	**$ 129,135,382**	**$ 141,981,104**	**$ 148,121,459**	**$ 148,121,459**
FIRE PROTECTION				
2415 FIRE DEPARTMENT	$ 138,765,464	$ 144,593,576	$ 147,163,267	$ 147,163,267
2416 CONTRIBUTION FOR FIRE	21,381,078	18,993,917	18,412,024	18,412,024
2417 TRUCK 21 REPLACEMENT TRUST				

State Controller Schedules County Budget Act January 2010 Edition, revision #1	COUNTY OF KERN Detail of Financing Uses by Function, Activity and Budget Unit Governmental Funds Fiscal Year 2014-15			Schedule 8
Function, Activity and Budget Unit	Actual 2012-13	Actual 2013-14	CAO Recommended 2014-15	Adopted by the Board of Supervisors 2014-15
1	2	3	4	5
2418 FIXED WING AIRCRAFT TRUST	162,000	52,000		
2419 VEHICLE/APPARATUS TRUST	650,000	90,000		
2420 FIREWORKS VIOLATIONS TRUST	3,955	25,000	25,000	25,000
2421 FIRE DEPT DONATIONS TRUST	6,000	10,000	26,500	26,500
2422 STATE FIRE TRUST FUND		170,000	1,280,000	1,280,000
2423 FIRE-HAZARD REDUCTION	1,002,570	775,000	350,000	350,000
2425 FIRE-HELICOPTER OPERATIONS	760,950	560,000	987,150	987,150
TOTAL FIRE PROTECTION	**$ 162,732,017**	**$ 165,269,493**	**$ 168,243,941**	**$ 168,243,941**
PROTECTIVE INSPECTION				
2610 DEPT OF AG & MEASUR STANDARD	$ 6,566,252	$ 6,800,086	$ 7,103,741	$ 7,103,741
2620 CODE COMPLIANCE	1,497,389	2,181,842	1,918,876	1,918,876
2623 ABATEMENT COST	134,444	99,983	42,000	42,000
2624 APPROP FOR CONT- BUILD INSPECT			550,000	550,000
2625 BUILDING INSPECTION	5,219,221	5,490,390	7,197,893	7,197,893
2626 STRONG MOT INSTRUMENTATION TR	242,899	109,611	165,350	165,350
TOTAL PROTECTIVE INSPECTION	**$ 13,660,205**	**$ 14,681,912**	**$ 16,977,860**	**$ 16,977,860**
OTHER PROTECTION				
2700 RECORDER	$ 3,407,662	$ 3,117,478	$ 3,955,547	$ 3,955,547
2701 APPROP FOR CONT- RECORDER			548,946	548,946
2705 RECORDER	530,266	424,055	450,000	450,000
2706 RECORDERS FEE FUND	1,276,868	553,036	1,128,723	1,128,723
2707 MICROGRAPHICS/RECORDER FUND	70,590	60,388	80,000	80,000
2708 RECORDER'S MODERNIZATION TRUST	235,575	216,658	252,000	252,000
2709 RECORDERS SSN TRUNCATION	26,625	40,750	41,767	41,767
2730 RESOURCE MANAGEMENT AGENCY-ADM	1,177,134	1,180,484	1,376,758	1,376,758
2740 WILDLIFE RESOURCES	3,731	6,467	18,015	18,015
2750 PLANNING	6,771,548	8,748,581	10,054,240	10,054,240
2751 GENERAL PLAN ADMIN SURCHARGE	237,154	254,003	1,148,700	1,148,700
2760 ANIMAL CONTROL	6,695,763	7,150,381	7,208,504	7,208,504
2761 ANIMAL CARE DONATIONS TRUST		63,959	10,500	10,500
2762 ANIMAL CARE TRUST FUND		19,876		
2763 ANIMAL CNTRL-FELINE CARCASSES		11,147		

State Controller Schedules County Budget Act January 2010 Edition, revision #1	COUNTY OF KERN Detail of Financing Uses by Function, Activity and Budget Unit Governmental Funds Fiscal Year 2014-15			Schedule 8
Function, Activity and Budget Unit	Actual 2012-13	Actual 2013-14	CAO Recommended 2014-15	Adopted by the Board of Supervisors 2014-15
1	2	3	4	5
2764 STERILIZATION	32,265	29,405	48,000	48,000
2780 RANGE IMPROVEMENT-PRED CONT 15	5,750	5,750	5,750	5,750
2781 RANGE IMPROVEMENT-PRED CONT 3	2,000	2,000	2,000	2,000
TOTAL OTHER PROTECTION	**$ 20,472,931**	**$ 21,884,418**	**$ 26,329,450**	**$ 26,329,450**
TOTAL PUBLIC PROTECTION	**$ 697,217,035**	**$ 744,443,882**	**$ 765,474,058**	**$ 765,474,058**
HEALTH & SANITATION				
HEALTH				
4110 DEPARTMENT OF PUBLIC HEALTH	$ 29,651,584	$ 28,417,422	$ 27,579,841	$ 27,579,841
4111 PUBLIC HEALTH MISCELLANEOUS TR	2,810	2,243	10,000	10,000
4112 HEALTH-FAX DEATH CERTIFICATES				
4113 ENVIRONMENT HEALTH	6,621,158	7,172,263	7,128,635	7,128,635
4114 HEALTH-LOCAL OPTION TRUST	1,700			
4115 HLTH-STATE L.U.S.T. PROG TRUST	170,826	3,550		
4116 RMA-HAZARDOUS WASTE SETTLEMNTS		65,334		
4117 SOLID WASTE ENFORCEMENT TRUST	373,393			
4118 VITAL & HEALTH STAT-CO. CLERK	2,200	2,200	2,500	2,500
4119 VITAL & HEALTH STAT-RECORDER	57,008	61,800	79,650	79,650
4120 MENTAL HEALTH	75,610,380	92,570,534	106,454,783	106,454,783
4121 APPROP FOR CONT-MENTAL HEALTH			4,753,608	4,753,608
4123 M.H.-SUBSTANCE ABUSE PROGRAM	11,552,698	11,438,671	14,433,041	14,433,041
4124 ALCOHOLISM PROGRAM	159,706	72,587	72,587	72,587
4125 ALCOHOL ABUSE EDUCATION/PREV	100,094	61,748	61,748	61,748
4126 DRUG PROGRAM	22,000	157,565	157,565	157,565
4127 CONTRIBUTION FOR MENTAL HEALTH	1,491,771	1,491,770	1,481,438	1,481,438
4129 KCIRT TRUST FUND	1,184			
4130 MENTAL HEALTH SERVICES ACT	29,095,283	27,534,699	36,219,063	36,219,063
4131 MHSA PRUDENT RESERVE				
4132 H1N1 PUB HLTH EMERG RESPONSE				

State Controller Schedules County Budget Act January 2010 Edition, revision #1	COUNTY OF KERN Detail of Financing Uses by Function, Activity and Budget Unit Governmental Funds Fiscal Year 2014-15			Schedule 8
Function, Activity and Budget Unit	Actual 2012-13	Actual 2013-14	CAO Recommended 2014-15	Adopted by the Board of Supervisors 2014-15
1	2	3	4	5
4133 SOLID WASTE LEA GRANT	30,000	38,564		
4136 HEALTH-MAA/TCM TRUST	68,776	94,512	100,000	100,000
4137 CHILD RESTRAINT LOANER PRG	37,940	71,483	60,000	60,000
4138 HEALTH-NNFP TRUST	2,117			
4139 HEALTH-BIO TERRORISM GRANT	846,421	456,633	582,748	582,748
4140 TOBACCO EDUCATION CONTROL PROG	149,999	137,978	150,000	150,000
4141 VITAL & HEALTH STAT-HEALTH DPT	55,654	66,617	73,925	73,925
4142 CO LOCAL REV 2011 MH	46,415,216	45,477,174	43,435,396	43,435,396
4204 HOSPT PREPAREDNESS PRGM GRANT	(27,011)	91,397	63,978	63,978
TOTAL HEALTH	**$ 202,492,907**	**$ 215,486,744**	**$ 242,900,506**	**$ 242,900,506**
HOSPITAL CARE				
4200 EMERGENCY MEDICAL SERVICES	$ 883,837	$ 1,015,705	$ 1,096,170	$ 1,096,170
4201 EMERGENCY MEDICAL PAYMENTS	1,489,093	1,243,478	1,129,232	1,129,232
4202 KMC ENTERPRISE FUND-CO CONTRI	36,980,694	61,609,282	44,781,656	44,781,656
4203 AMBULANCE SERVICE PAYMENTS	19,515			
4205 EMS WEEK - DONATIONS TRUST				
TOTAL HOSPITAL CARE	**$ 39,373,139**	**$ 63,868,465**	**$ 47,007,058**	**$ 47,007,058**
CALIFORNIA CHILDREN SERVICES				
4300 CALIFORNIA CHILDREN SERVICES	$ 7,822,207	$ 7,980,753	$ 8,766,006	$ 8,766,006
TOTAL CALIFORNIA CHILDREN SERVICES	**$ 7,822,207**	**$ 7,980,753**	**$ 8,766,006**	**$ 8,766,006**
TOTAL HEALTH & SANITATION	**$ 249,688,253**	**$ 287,335,962**	**$ 298,673,570**	**$ 298,673,570**
PUBLIC ASSISTANCE				
ADMINISTRATION				
5120 DEPT HUMAN SERVICES-ADM	$ 155,693,437	$ 172,375,596	$ 195,528,721	$ 195,528,721
5121 CONTRIBUTION FOR HUMAN SERVICES	36,059,993	38,710,244	38,051,735	38,051,735
5122 WRAPAROUND SAVINGS TRUST FUND		182,422	907,010	907,010
5123 KERN CO CHILDREN'S TRUST FUND	150,295	182,871	544,181	544,181

State Controller Schedules County Budget Act January 2010 Edition, revision #1	COUNTY OF KERN Detail of Financing Uses by Function, Activity and Budget Unit Governmental Funds Fiscal Year 2014-15			Schedule 8
Function, Activity and Budget Unit	Actual 2012-13	Actual 2013-14	CAO Recommended 2014-15	Adopted by the Board of Supervisors 2014-15
1	2	3	4	5
5124 SHELTER CARE	1,363	4,983	100,000	100,000
TOTAL ADMINISTRATION	**$ 191,905,088**	**$ 211,456,116**	**$ 235,131,647**	**$ 235,131,647**
DIRECT FINANCIAL AID				
5220 HUMAN SERVICES-DIRECT FIN AID	$ 191,948,683	$ 194,585,069	$ 205,263,507	$ 205,263,507
TOTAL DIRECT FINANCIAL AID	**$ 191,948,683**	**$ 194,585,069**	**$ 205,263,507**	**$ 205,263,507**
VETERANS SERVICES				
5510 VETERANS SERVICE	$ 849,567	$ 972,308	$ 1,097,767	$ 1,097,767
TOTAL VETERANS SERVICES	**$ 849,567**	**$ 972,308**	**$ 1,097,767**	**$ 1,097,767**
OTHER ASSISTANCE				
5300 CO LOCAL REV 2011 HUM SERV	$ 47,264,155	$ 53,490,117	$ 56,166,035	$ 56,166,035
5609 APPROP FOR CONT-AGING & ADULT				
5610 AGING AND ADULT SERVICES DEPT	11,886,261	13,858,641	15,120,925	15,120,925
5611 CONTRIBUTION TO AGING AND ADULT	1,783,550	1,797,689	1,196,494	1,196,494
5612 KC ARRA IHSS PUBLIC AUTHORITY		461		
5810 IHSS COUNTY CONTRIBUTION	7,550,677	7,725,101	8,089,269	8,089,269
5923 EMP TRNG RESOURCE ADM & SERVCS	10,318,316	9,974,904	11,234,979	11,234,979
5924 KC ARRA ETR				
5940 COMMUNITY DEVELOPMENT PROG AGY	1,579,641	1,444,053	1,524,965	1,524,965
TOTAL OTHER ASSISTANCE	**$ 80,382,600**	**$ 88,290,966**	**$ 93,332,667**	**$ 93,332,667**
TOTAL PUBLIC ASSISTANCE	**$ 465,085,938**	**$ 495,304,459**	**$ 534,825,588**	**$ 534,825,588**
EDUCATION				
EDUCATION				
6210 KERN COUNTY LIBRARY	$ 7,358,414	$ 7,615,418	$ 7,877,772	$ 7,877,772
6211 KERN CO LIBRARY BOOK TRUST	281,002	202,863	18,000	18,000
6310 FARM & HOME ADVISOR	392,492	422,200	488,010	488,010
6311 A-C FARM ADV AGRI RESEARCH TRS				
TOTAL EDUCATION	**$ 8,031,908**	**$ 8,240,481**	**$ 8,383,782**	**$ 8,383,782**
TOTAL EDUCATION	**$ 8,031,908**	**$ 8,240,481**	**$ 8,383,782**	**$ 8,383,782**

State Controller Schedules County Budget Act January 2010 Edition, revision #1	COUNTY OF KERN Detail of Financing Uses by Function, Activity and Budget Unit Governmental Funds Fiscal Year 2014-15			Schedule 8
Function, Activity and Budget Unit	Actual 2012-13	Actual 2013-14	CAO Recommended 2014-15	Adopted by the Board of Supervisors 2014-15
1	2	3	4	5
RECREATION & CULTURE				
RECREATION FACILITIES				
7100 PARKS & RECREATION DEPARTMENT	$ 12,256,430	$ 12,331,362	$ 13,168,037	$ 13,168,037
7101 PARKS-TEHACHAPI MOUNTAIN FOREST		47,836		
7102 LITTER CLEAN UP	3,393	3,088	3,317	3,317
7103 OFF HWY MV LIC	79,295	206,469	109,000	109,000
7104 PARKS-DERBY ACRES TRUST				
7105 PARCEL MAP IN-LIEU FEES TRUST	65,155	105,186	100,000	100,000
TOTAL RECREATION FACILITIES	**$ 12,404,273**	**$ 12,693,941**	**$ 13,380,354**	**$ 13,380,354**
TOTAL RECREATION & CULTURE	**$ 12,404,273**	**$ 12,693,941**	**$ 13,380,354**	**$ 13,380,354**
DEBT SERVICE				
INTEREST				
8120 DEBT SERVICE - GENERAL FUND	$ 14,045,030	$ 10,702,069	$ 14,241,663	$ 14,241,663
TOTAL INTEREST	**$ 14,045,030**	**$ 10,702,069**	**$ 14,241,663**	**$ 14,241,663**
TOTAL DEBT SERVICE	**$ 14,045,030**	**$ 10,702,069**	**$ 14,241,663**	**$ 14,241,663**
GRAND TOTAL FINANCING USES BY FUNCTION	**$ 1,803,719,793**	**$ 1,793,986,457**	**$ 1,962,973,810**	**$ 1,965,056,267**
Total Financing Uses by Function Transferred To	SCH 7, COL 2	SCH 7, COL 3	SCH7, COL 4	SCH 7, COL 5

Function:

GENERAL

State Controller Schedules County Budget Act January 2010 Edition, revision #1	COUNTY OF KERN Detail of Financing Sources and Financing Uses Governmental Funds Fiscal Year 2014-15	Schedule 9

Budget Unit **1011-BOARD OF SUPERVISORS-DIST #1**
Function **GENERAL**
Activity **LEGISLATIVE & ADMINISTRATIVE**

Detail by Revenue Category and Expenditure Object	Actual 2012-13	Actual 2013-14	CAO Recommended 2014-15	Adopted by the Board of Supervisors 2014-15
1	2	3	4	5
MISCELLANEOUS	$ 75	$	$	$
TOTAL REVENUE	**$ 75**	**$**	**$**	**$**
SALARIES & EMPLOYEE BENEFITS	$ 510,066	$ 493,680	$ 489,214	$ 489,214
SERVICES & SUPPLIES	37,868	52,300	43,693	43,693
OTHER CHARGES	12	11	11	11
OTHER FINANCING USES			53,465	53,465
TOTAL EXPENDITURES/APPROPRIATIONS	**$ 547,946**	**$ 545,991**	**$ 586,383**	**$ 586,383**
NET COST	**$ (547,871)**	**$ (545,991)**	**$ (586,383)**	**$ (586,383)**

State Controller Schedules County Budget Act January 2010 Edition, revision #1	COUNTY OF KERN Detail of Financing Sources and Financing Uses Governmental Funds Fiscal Year 2014-15	Schedule 9

Budget Unit **1012-BOARD OF SUPERVISORS-DIST #2**
Function **GENERAL**
Activity **LEGISLATIVE & ADMINISTRATIVE**

Detail by Revenue Category and Expenditure Object	Actual 2012-13	Actual 2013-14	CAO Recommended 2014-15	Adopted by the Board of Supervisors 2014-15
1	2	3	4	5
TOTAL REVENUE	**$**	**$**	**$**	**$**
SALARIES & EMPLOYEE BENEFITS	$ 516,337	$ 534,222	$ 505,735	$ 505,735
SERVICES & SUPPLIES	24,545	23,147	27,133	27,133
OTHER CHARGES	9	11	50	50
OTHER FINANCING USES			15,746	15,746
TOTAL EXPENDITURES/APPROPRIATIONS	**$ 540,891**	**$ 557,380**	**$ 548,664**	**$ 548,664**
NET COST	**$ (540,891)**	**$ (557,380)**	**$ (548,664)**	**$ (548,664)**

State Controller Schedules County Budget Act January 2010 Edition, revision #1	COUNTY OF KERN Detail of Financing Sources and Financing Uses Governmental Funds Fiscal Year 2014-15	Schedule 9

Budget Unit **1013-BOARD OF SUPERVISORS-DIST #3**
Function **GENERAL**
Activity **LEGISLATIVE & ADMINISTRATIVE**

Detail by Revenue Category and Expenditure Object	Actual 2012-13	Actual 2013-14	CAO Recommended 2014-15	Adopted by the Board of Supervisors 2014-15
1	2	3	4	5
MISCELLANEOUS	$	$ 3,680	$	$
TOTAL REVENUE	**$**	**$ 3,680**	**$**	**$**
SALARIES & EMPLOYEE BENEFITS	$ 476,559	$ 481,226	$ 511,466	$ 511,466
SERVICES & SUPPLIES	17,126	17,934	21,193	21,193
OTHER CHARGES	9	11	259	259
OTHER FINANCING USES			20,101	20,101
TOTAL EXPENDITURES/APPROPRIATIONS	**$ 493,694**	**$ 499,171**	**$ 553,019**	**$ 553,019**
NET COST	**$ (493,694)**	**$ (495,491)**	**$ (553,019)**	**$ (553,019)**

State Controller Schedules County Budget Act January 2010 Edition, revision #1	COUNTY OF KERN Detail of Financing Sources and Financing Uses Governmental Funds Fiscal Year 2014-15	Schedule 9

Budget Unit **1014-BOARD OF SUPERVISORS-DIST #4**
Function **GENERAL**
Activity **LEGISLATIVE & ADMINISTRATIVE**

Detail by Revenue Category and Expenditure Object	Actual 2012-13	Actual 2013-14	CAO Recommended 2014-15	Adopted by the Board of Supervisors 2014-15
1	2	3	4	5
TOTAL REVENUE	**$**	**$**	**$**	**$**
SALARIES & EMPLOYEE BENEFITS	$ 482,121	$ 494,287	$ 510,606	$ 510,606
SERVICES & SUPPLIES	17,858	20,060	21,993	21,993
OTHER CHARGES	7	8	319	319
OTHER FINANCING USES			62,594	62,594
TOTAL EXPENDITURES/APPROPRIATIONS	**$ 499,986**	**$ 514,355**	**$ 595,512**	**$ 595,512**
NET COST	**$ (499,986)**	**$ (514,355)**	**$ (595,512)**	**$ (595,512)**

State Controller Schedules County Budget Act January 2010 Edition, revision #1	COUNTY OF KERN Detail of Financing Sources and Financing Uses Governmental Funds Fiscal Year 2014-15	Schedule 9

Budget Unit **1015-BOARD OF SUPERVISORS-DIST #5**
Function **GENERAL**
Activity **LEGISLATIVE & ADMINISTRATIVE**

Detail by Revenue Category and Expenditure Object	Actual 2012-13	Actual 2013-14	CAO Recommended 2014-15	Adopted by the Board of Supervisors 2014-15
1	2	3	4	5
MISCELLANEOUS	$	$ 44	$	$
TOTAL REVENUE	**$**	**$ 44**	**$**	**$**
SALARIES & EMPLOYEE BENEFITS	$ 508,213	$ 523,777	$ 514,058	$ 514,058
SERVICES & SUPPLIES	18,141	20,386	18,810	18,810
OTHER CHARGES	9	11	50	50
OTHER FINANCING USES			5,733	5,733
TOTAL EXPENDITURES/APPROPRIATIONS	**$ 526,363**	**$ 544,174**	**$ 538,651**	**$ 538,651**
NET COST	**$ (526,363)**	**$ (544,130)**	**$ (538,651)**	**$ (538,651)**

State Controller Schedules County Budget Act January 2010 Edition, revision #1	COUNTY OF KERN Detail of Financing Sources and Financing Uses Governmental Funds Fiscal Year 2014-15	Schedule 9

Budget Unit **1020-ADMINISTRATIVE OFFICE**
Function **GENERAL**
Activity **LEGISLATIVE & ADMINISTRATIVE**

Detail by Revenue Category and Expenditure Object	Actual 2012-13	Actual 2013-14	CAO Recommended 2014-15	Adopted by the Board of Supervisors 2014-15
1	2	3	4	5
CHARGES FOR SERVICES	$ 675,247	$ 807,793	$ 700,001	$ 700,001
MISCELLANEOUS	270		12,000	12,000
TOTAL REVENUE	**$ 675,517**	**$ 807,793**	**$ 712,001**	**$ 712,001**
SALARIES & EMPLOYEE BENEFITS	$ 2,917,646	$ 3,229,471	$ 3,136,062	$ 3,136,062
SERVICES & SUPPLIES	89,967	173,639	624,748	624,748
OTHER CHARGES	40	48	1,155	1,155
CAPITAL ASSETS	11,475		10,000	10,000
OTHER FINANCING USES			647,588	647,588
EXPENDITURE TRANSFERS & REIMBS	(130,357)	(176,603)	(130,000)	(130,000)
TOTAL EXPENDITURES/APPROPRIATIONS	**$ 2,888,771**	**$ 3,226,555**	**$ 4,289,553**	**$ 4,289,553**
NET COST	**$ (2,213,254)**	**$ (2,418,762)**	**$ (3,577,552)**	**$ (3,577,552)**

State Controller Schedules County Budget Act January 2010 Edition, revision #1	COUNTY OF KERN Detail of Financing Sources and Financing Uses Governmental Funds Fiscal Year 2014-15	Schedule 9

Budget Unit **1030-CLERK OF BOARD OF SUPERVISORS**
Function **GENERAL**
Activity **LEGISLATIVE & ADMINISTRATIVE**

Detail by Revenue Category and Expenditure Object	Actual 2012-13	Actual 2013-14	CAO Recommended 2014-15	Adopted by the Board of Supervisors 2014-15
1	2	3	4	5
CHARGES FOR SERVICES	$ 122,149	$ 104,004	$ 89,400	$ 89,400
MISCELLANEOUS		141	77	77
TOTAL REVENUE	**$ 122,149**	**$ 104,145**	**$ 89,477**	**$ 89,477**
SALARIES & EMPLOYEE BENEFITS	$ 702,865	$ 715,692	$ 714,132	$ 714,132
SERVICES & SUPPLIES	177,837	166,295	210,050	210,050
OTHER CHARGES	16	19	31	31
OTHER FINANCING USES			35,799	35,799
EXPENDITURE TRANSFERS & REIMBS	(63,566)	(60,656)	(94,500)	(94,500)
TOTAL EXPENDITURES/APPROPRIATIONS	**$ 817,152**	**$ 821,350**	**$ 865,512**	**$ 865,512**
NET COST	**$ (695,003)**	**$ (717,205)**	**$ (776,035)**	**$ (776,035)**

State Controller Schedules County Budget Act January 2010 Edition, revision #1	COUNTY OF KERN Detail of Financing Sources and Financing Uses Governmental Funds Fiscal Year 2014-15	Schedule 9

Budget Unit **1040-SPECIAL SERVICES**
Function **GENERAL**
Activity **LEGISLATIVE & ADMINISTRATIVE**

Detail by Revenue Category and Expenditure Object	Actual 2012-13	Actual 2013-14	CAO Recommended 2014-15	Adopted by the Board of Supervisors 2014-15
1	2	3	4	5
CHARGES FOR SERVICES	$ 12,695	$ 12,048	$ 7,500	$ 7,500
MISCELLANEOUS	2,143			
TOTAL REVENUE	**$ 14,838**	**$ 12,048**	**$ 7,500**	**$ 7,500**
SALARIES & EMPLOYEE BENEFITS	$ 29,164	$ 270,354	$ 320,230	$ 320,230
SERVICES & SUPPLIES	2,471,345	6,680,853	3,979,066	3,979,066
OTHER CHARGES	970,213	1,030,479	1,374,788	1,374,788
OTHER FINANCING USES		1,000,000		
TOTAL EXPENDITURES/APPROPRIATIONS	**$ 3,470,722**	**$ 8,981,686**	**$ 5,674,084**	**$ 5,674,084**
NET COST	**$ (3,455,884)**	**$ (8,969,638)**	**$ (5,666,584)**	**$ (5,666,584)**

State Controller Schedules County Budget Act January 2010 Edition, revision #1	COUNTY OF KERN Detail of Financing Sources and Financing Uses Governmental Funds Fiscal Year 2014-15	Schedule 9

Budget Unit **1110-AUDITOR-CONTROLLER**
Function **GENERAL**
Activity **FINANCE**

Detail by Revenue Category and Expenditure Object	Actual 2012-13	Actual 2013-14	CAO Recommended 2014-15	Adopted by the Board of Supervisors 2014-15
1	2	3	4	5
INTERGOVERNMENTAL	$	$ 611	$	$
CHARGES FOR SERVICES	899,065	826,138	723,900	723,900
MISCELLANEOUS	1,163	(1,139)	5	5
TOTAL REVENUE	**$ 900,228**	**$ 825,610**	**$ 723,905**	**$ 723,905**
SALARIES & EMPLOYEE BENEFITS	$ 5,283,368	$ 5,460,347	$ 5,273,940	$ 5,273,940
SERVICES & SUPPLIES	335,081	352,817	673,643	673,643
OTHER CHARGES	118			
CAPITAL ASSETS	19,563			
OTHER FINANCING USES			808,911	808,911
EXPENDITURE TRANSFERS & REIMBS	(267,884)	(266,424)	(461,810)	(461,810)
TOTAL EXPENDITURES/APPROPRIATIONS	**$ 5,370,246**	**$ 5,546,740**	**$ 6,294,684**	**$ 6,294,684**
NET COST	**$ (4,470,018)**	**$ (4,721,130)**	**$ (5,570,779)**	**$ (5,570,779)**

State Controller Schedules County Budget Act January 2010 Edition, revision #1	COUNTY OF KERN Detail of Financing Sources and Financing Uses Governmental Funds Fiscal Year 2014-15	Schedule 9

Budget Unit **1113-TAX LOSS RESERVE**
Function **GENERAL**
Activity **FINANCE**

Detail by Revenue Category and Expenditure Object	Actual 2012-13	Actual 2013-14	CAO Recommended 2014-15	Adopted by the Board of Supervisors 2014-15
1	2	3	4	5
FINES AND FORFEITURES	$ 7,116,706	$ 8,579,772	$ 6,750,000	$ 6,750,000
TOTAL REVENUE	**$ 7,116,706**	**$ 8,579,772**	**$ 6,750,000**	**$ 6,750,000**
OTHER FINANCING USES	$ 4,000,000	$ 4,000,000	$ 4,000,000	$ 4,000,000
TOTAL EXPENDITURES/APPROPRIATIONS	**$ 4,000,000**	**$ 4,000,000**	**$ 4,000,000**	**$ 4,000,000**
NET COST	**$ 3,116,706**	**$ 4,579,772**	**$ 2,750,000**	**$ 2,750,000**

State Controller Schedules County Budget Act January 2010 Edition, revision #1	COUNTY OF KERN Detail of Financing Sources and Financing Uses Governmental Funds Fiscal Year 2014-15	Schedule 9

Budget Unit **1120-TREASURER-TAX COLLECTOR**
Function **GENERAL**
Activity **FINANCE**

Detail by Revenue Category and Expenditure Object	Actual 2012-13	Actual 2013-14	CAO Recommended 2014-15	Adopted by the Board of Supervisors 2014-15
1	2	3	4	5
FINES AND FORFEITURES	$ 73,759	$ 79,447	$ 125,000	$ 125,000
CHARGES FOR SERVICES	3,451,930	3,789,289	3,851,654	3,851,654
MISCELLANEOUS	552,307	373,334	289,500	289,500
OTHER FINANCING SOURCES	289,120	446,084	661,411	661,411
TOTAL REVENUE	**$ 4,367,116**	**$ 4,688,154**	**$ 4,927,565**	**$ 4,927,565**
SALARIES & EMPLOYEE BENEFITS	$ 3,055,676	$ 3,198,996	$ 3,425,012	$ 3,425,012
SERVICES & SUPPLIES	1,936,462	2,005,957	2,236,024	2,236,024
CAPITAL ASSETS		6,476	35,000	35,000
OTHER FINANCING USES			584,929	584,929
TOTAL EXPENDITURES/APPROPRIATIONS	**$ 4,992,138**	**$ 5,211,429**	**$ 6,280,965**	**$ 6,280,965**
NET COST	**$ (625,022)**	**$ (523,275)**	**$ (1,353,400)**	**$ (1,353,400)**

State Controller Schedules County Budget Act January 2010 Edition, revision #1	COUNTY OF KERN Detail of Financing Sources and Financing Uses Governmental Funds Fiscal Year 2014-15	Schedule 9

Budget Unit **1121-REDEMPTION SYSTEMS FUND**
Function **GENERAL**
Activity **FINANCE**

Detail by Revenue Category and Expenditure Object	Actual 2012-13	Actual 2013-14	CAO Recommended 2014-15	Adopted by the Board of Supervisors 2014-15
1	2	3	4	5
FINES AND FORFEITURES	$ 212,079	$ 225,619	$ 661,411	$ 661,411
TOTAL REVENUE	**$ 212,079**	**$ 225,619**	**$ 661,411**	**$ 661,411**
OTHER FINANCING USES	$ 289,120	$ 690,263	$ 661,411	$ 661,411
TOTAL EXPENDITURES/APPROPRIATIONS	**$ 289,120**	**$ 690,263**	**$ 661,411**	**$ 661,411**
NET COST	**$ (77,041)**	**$ (464,644)**	**$**	

State Controller Schedules County Budget Act January 2010 Edition, revision #1	COUNTY OF KERN Detail of Financing Sources and Financing Uses Governmental Funds Fiscal Year 2014-15	Schedule 9

Budget Unit **1130-ASSESSOR**
Function **GENERAL**
Activity **FINANCE**

Detail by Revenue Category and Expenditure Object	Actual 2012-13	Actual 2013-14	CAO Recommended 2014-15	Adopted by the Board of Supervisors 2014-15
1	2	3	4	5
CHARGES FOR SERVICES	$ 2,914,370	$ 2,465,706	$ 2,760,682	$ 2,760,682
MISCELLANEOUS	78	10,475	50	50
TOTAL REVENUE	**$ 2,914,448**	**$ 2,476,181**	**$ 2,760,732**	**$ 2,760,732**
SALARIES & EMPLOYEE BENEFITS	$ 10,072,452	$ 10,280,380	$ 10,524,192	$ 10,524,192
SERVICES & SUPPLIES	530,365	562,863	624,979	624,979
OTHER CHARGES	240		273	273
CAPITAL ASSETS	17,260			
OTHER FINANCING USES			414,884	414,884
TOTAL EXPENDITURES/APPROPRIATIONS	**$ 10,620,317**	**$ 10,843,243**	**$ 11,564,328**	**$ 11,564,328**
NET COST	**$ (7,705,869)**	**$ (8,367,062)**	**$ (8,803,596)**	**$ (8,803,596)**

State Controller Schedules County Budget Act January 2010 Edition, revision #1	COUNTY OF KERN Detail of Financing Sources and Financing Uses Governmental Funds Fiscal Year 2014-15	Schedule 9

Budget Unit **1160-INFORMATION TECHNOLOGY SERVICE**
Function **GENERAL**
Activity **OTHER GENERAL**

Detail by Revenue Category and Expenditure Object	Actual 2012-13	Actual 2013-14	CAO Recommended 2014-15	Adopted by the Board of Supervisors 2014-15
1	2	3	4	5
CHARGES FOR SERVICES	$ 5,515,665	$ 5,984,631	$ 5,254,785	$ 5,254,785
MISCELLANEOUS		38		
OTHER FINANCING SOURCES	90,000	54,000	54,000	54,000
TOTAL REVENUE	**$ 5,605,665**	**$ 6,038,669**	**$ 5,308,785**	**$ 5,308,785**
SALARIES & EMPLOYEE BENEFITS	$ 6,797,109	$ 6,571,591	$ 7,127,651	$ 7,127,651
SERVICES & SUPPLIES	4,405,339	4,586,275	4,542,415	4,542,415
OTHER CHARGES	120	135	1,608	1,608
CAPITAL ASSETS	74,037	374,185		
OTHER FINANCING USES			882,301	882,301
EXPENDITURE TRANSFERS & REIMBS	(1,693,131)	(2,021,719)	(1,849,814)	(1,849,814)
TOTAL EXPENDITURES/APPROPRIATIONS	**$ 9,583,474**	**$ 9,510,467**	**$ 10,704,161**	**$ 10,704,161**
NET COST	**$ (3,977,809)**	**$ (3,471,798)**	**$ (5,395,376)**	**$ (5,395,376)**

State Controller Schedules County Budget Act January 2010 Edition, revision #1	COUNTY OF KERN Detail of Financing Sources and Financing Uses Governmental Funds Fiscal Year 2014-15	Schedule 9

Budget Unit **1210-COUNTY COUNSEL**
Function **GENERAL**
Activity **COUNSEL**

Detail by Revenue Category and Expenditure Object	Actual 2012-13	Actual 2013-14	CAO Recommended 2014-15	Adopted by the Board of Supervisors 2014-15
1	2	3	4	5
CHARGES FOR SERVICES	$ 5,484,420	$ 6,290,388	$ 6,503,735	$ 6,503,735
MISCELLANEOUS	14,217	11,329	10,000	10,000
TOTAL REVENUE	**$ 5,498,637**	**$ 6,301,717**	**$ 6,513,735**	**$ 6,513,735**
SALARIES & EMPLOYEE BENEFITS	$ 7,844,385	$ 8,056,062	$ 8,533,973	$ 8,533,973
SERVICES & SUPPLIES	414,366	436,130	666,866	666,866
OTHER CHARGES	600,304	569,941	1,140,000	1,140,000
OTHER FINANCING USES			1,122,071	1,122,071
EXPENDITURE TRANSFERS & REIMBS	(144,253)	(200,770)	(235,190)	(235,190)
TOTAL EXPENDITURES/APPROPRIATIONS	**$ 8,714,802**	**$ 8,861,363**	**$ 11,227,720**	**$ 11,227,720**
NET COST	**$ (3,216,165)**	**$ (2,559,646)**	**$ (4,713,985)**	**$ (4,713,985)**

State Controller Schedules County Budget Act January 2010 Edition, revision #1	COUNTY OF KERN Detail of Financing Sources and Financing Uses Governmental Funds Fiscal Year 2014-15	Schedule 9

Budget Unit **1310-PERSONNEL**
Function **GENERAL**
Activity **PERSONNEL**

Detail by Revenue Category and Expenditure Object	Actual 2012-13	Actual 2013-14	CAO Recommended 2014-15	Adopted by the Board of Supervisors 2014-15
1	2	3	4	5
CHARGES FOR SERVICES	$ 974	$ 51,856	$ 51,340	$ 51,340
MISCELLANEOUS	379	423	450	450
OTHER FINANCING SOURCES		39,708		
TOTAL REVENUE	**$ 1,353**	**$ 91,987**	**$ 51,790**	**$ 51,790**
SALARIES & EMPLOYEE BENEFITS	$ 2,176,424	$ 2,285,275	$ 2,357,665	$ 2,357,665
SERVICES & SUPPLIES	99,565	219,753	244,020	244,020
CAPITAL ASSETS		87,522		
OTHER FINANCING USES			27,539	27,539
EXPENDITURE TRANSFERS & REIMBS	(144)	(22,365)	(32,585)	(32,585)
TOTAL EXPENDITURES/APPROPRIATIONS	**$ 2,275,845**	**$ 2,570,185**	**$ 2,596,639**	**$ 2,596,639**
NET COST	**$ (2,274,492)**	**$ (2,478,198)**	**$ (2,544,849)**	**$ (2,544,849)**

State Controller Schedules County Budget Act January 2010 Edition, revision #1	COUNTY OF KERN Detail of Financing Sources and Financing Uses Governmental Funds Fiscal Year 2014-15	Schedule 9

Budget Unit **1420-ELECTIONS**
Function **GENERAL**
Activity **ELECTIONS**

Detail by Revenue Category and Expenditure Object	Actual 2012-13	Actual 2013-14	CAO Recommended 2014-15	Adopted by the Board of Supervisors 2014-15
1	2	3	4	5
INTERGOVERNMENTAL	$ 28,785	$ 11,640	$ 13,000	$ 13,000
CHARGES FOR SERVICES	686,889	194,087	200,300	200,300
MISCELLANEOUS	15,069	11,686	10,050	10,050
TOTAL REVENUE	**$ 730,743**	**$ 217,413**	**$ 223,350**	**$ 223,350**
SALARIES & EMPLOYEE BENEFITS	$ 1,212,182	$ 1,134,870	$ 1,433,755	$ 1,433,755
SERVICES & SUPPLIES	2,186,534	1,737,448	2,430,484	2,430,484
OTHER CHARGES	28		42	42
CAPITAL ASSETS			25,000	25,000
EXPENDITURE TRANSFERS & REIMBS	(9,002)		(46,000)	(46,000)
TOTAL EXPENDITURES/APPROPRIATIONS	**$ 3,389,742**	**$ 2,872,318**	**$ 3,843,281**	**$ 3,843,281**
NET COST	**$ (2,658,999)**	**$ (2,654,905)**	**$ (3,619,931)**	**$ (3,619,931)**

State Controller Schedules County Budget Act January 2010 Edition, revision #1	COUNTY OF KERN Detail of Financing Sources and Financing Uses Governmental Funds Fiscal Year 2014-15	Schedule 9

Budget Unit **1610-GENERAL SERVICES**
Function **GENERAL**
Activity **PROPERTY MANAGEMENT**

Detail by Revenue Category and Expenditure Object	Actual 2012-13	Actual 2013-14	CAO Recommended 2014-15	Adopted by the Board of Supervisors 2014-15
1	2	3	4	5
FINES AND FORFEITURES	$ 69,266	$ 41,694	$ 60,000	$ 60,000
CHARGES FOR SERVICES	1,839,459	1,921,719	1,841,903	1,841,903
MISCELLANEOUS	3,759	1,329	1,800	1,800
OTHER FINANCING SOURCES	3,513	4,326		
TOTAL REVENUE	**$ 1,915,997**	**$ 1,969,068**	**$ 1,903,703**	**$ 1,903,703**
SALARIES & EMPLOYEE BENEFITS	$ 9,590,430	$ 9,821,395	$ 9,369,279	$ 9,369,279
SERVICES & SUPPLIES	2,266,785	2,728,746	2,469,360	2,469,360
OTHER CHARGES	252	286	486	486
CAPITAL ASSETS	53,132			
OTHER FINANCING USES			968,136	968,136
EXPENDITURE TRANSFERS & REIMBS	(1,595,734)	(1,887,136)	$ (1,401,573)	(1,401,573)
TOTAL EXPENDITURES/APPROPRIATIONS	**$ 10,314,865**	**$ 10,663,291**	**$ 11,405,688**	**$ 11,405,688**
NET COST	**$ (8,398,868)**	**$ (8,694,223)**	**$ (9,501,985)**	**$ (9,501,985)**

State Controller Schedules County Budget Act January 2010 Edition, revision #1	COUNTY OF KERN Detail of Financing Sources and Financing Uses Governmental Funds Fiscal Year 2014-15	Schedule 9

Budget Unit **1611-DIVCA LCL FRANCHISE FEE**
Function **GENERAL**
Activity **PROPERTY MANAGEMENT**

Detail by Revenue Category and Expenditure Object	Actual 2012-13	Actual 2013-14	CAO Recommended 2014-15	Adopted by the Board of Supervisors 2014-15
1	2	3	4	5
LICENSES AND PERMITS	$ 350,052	$ 349,382	$ 351,500	$ 351,500
USE OF MONEY/PROPERTY	3,880	3,801	3,200	3,200
TOTAL REVENUE	**$ 353,932**	**$ 353,183**	**$ 354,700**	**$ 354,700**
SERVICES & SUPPLIES	$ 54,364	$ 24,136	$ 510,000	$ 510,000
CAPITAL ASSETS	195,179	416,778		
TOTAL EXPENDITURES/APPROPRIATIONS	**$ 249,543**	**$ 440,914**	**$ 510,000**	**$ 510,000**
NET COST	**$ 104,389**	**$ (87,731)**	**$ (155,300)**	**$ (155,300)**

State Controller Schedules County Budget Act January 2010 Edition, revision #1	COUNTY OF KERN Detail of Financing Sources and Financing Uses Governmental Funds Fiscal Year 2014-15	Schedule 9

Budget Unit **1615-UTILITY PAYMENTS**
Function **GENERAL**
Activity **PROPERTY MANAGEMENT**

Detail by Revenue Category and Expenditure Object	Actual 2012-13	Actual 2013-14	CAO Recommended 2014-15	Adopted by the Board of Supervisors 2014-15
1	2	3	4	5
INTERGOVERNMENTAL	$ 146,011	$ 131,675	$ 120,700	$ 120,700
CHARGES FOR SERVICES	1,173,506	1,222,853	1,312,937	1,312,937
MISCELLANEOUS	584,110	577,833	406,560	406,560
OTHER FINANCING SOURCES	3,300,000	2,900,000	3,300,000	3,300,000
TOTAL REVENUE	**$ 5,203,627**	**$ 4,832,361**	**$ 5,140,197**	**$ 5,140,197**
SERVICES & SUPPLIES	$ 7,555,602	$ 8,218,810	$ 8,483,779	$ 8,483,779
OTHER CHARGES	778,649	776,750	773,151	773,151
EXPENDITURE TRANSFERS & REIMBS	(631,738)	(656,462)	(623,400)	(623,400)
TOTAL EXPENDITURES/APPROPRIATIONS	**$ 7,702,513**	**$ 8,339,098**	**$ 8,633,530**	**$ 8,633,530**
NET COST	**$ (2,498,886)**	**$ (3,506,737)**	**$ (3,493,333)**	**$ (3,493,333)**

State Controller Schedules County Budget Act January 2010 Edition, revision #1	COUNTY OF KERN Detail of Financing Sources and Financing Uses Governmental Funds Fiscal Year 2014-15	Schedule 9

Budget Unit **1640-CONSTRUCTION SERV-DIV GEN SERV**
Function **GENERAL**
Activity **PROPERTY MANAGEMENT**

Detail by Revenue Category and Expenditure Object	Actual 2012-13	Actual 2013-14	CAO Recommended 2014-15	Adopted by the Board of Supervisors 2014-15
1	2	3	4	5
CHARGES FOR SERVICES	$ 1,040,835	$ 703,576	$ 1,001,200	$ 1,001,200
MISCELLANEOUS			30	30
OTHER FINANCING SOURCES	84,621	79,154	52,000	52,000
TOTAL REVENUE	**$ 1,125,456**	**$ 782,730**	**$ 1,053,230**	**$ 1,053,230**
SALARIES & EMPLOYEE BENEFITS	$ 2,667,856	$ 2,620,182	$ 2,749,802	$ 2,749,802
SERVICES & SUPPLIES	348,788	314,670	307,572	307,572
CAPITAL ASSETS	13,919			
EXPENDITURE TRANSFERS & REIMBS	(1,646,252)	(1,968,151)	(1,822,200)	(1,822,200)
TOTAL EXPENDITURES/APPROPRIATIONS	**$ 1,384,311**	**$ 966,701**	**$ 1,235,174**	**$ 1,235,174**
NET COST	**$ (258,855)**	**$ (183,971)**	**$ (181,944)**	**$ (181,944)**

State Controller Schedules County Budget Act January 2010 Edition, revision #1	COUNTY OF KERN Detail of Financing Sources and Financing Uses Governmental Funds Fiscal Year 2014-15	Schedule 9

Budget Unit **1650-GEN SERV-MAJOR MAINT-GENERAL**
Function **GENERAL**
Activity **PROPERTY MANAGEMENT**

Detail by Revenue Category and Expenditure Object	Actual 2012-13	Actual 2013-14	CAO Recommended 2014-15	Adopted by the Board of Supervisors 2014-15
1	2	3	4	5
INTERGOVERNMENTAL	$ 1,304,368	$ (32,070)	$ 1,141,200	$ 1,141,200
MISCELLANEOUS	500,981	(122,492)	87,000	87,000
OTHER FINANCING SOURCES	200,664	430,161	638,393	638,393
TOTAL REVENUE	**$ 2,006,013**	**$ 275,599**	**$ 1,866,593**	**$ 1,866,593**
SERVICES & SUPPLIES	$ 7,979,615	$ 1,962,161	$ 8,025,834	$ 8,025,834
EXPENDITURE TRANSFERS & REIMBS	(87,784)			
TOTAL EXPENDITURES/APPROPRIATIONS	**$ 7,891,831**	**$ 1,962,161**	**$ 8,025,834**	**$ 8,025,834**
NET COST	**$ (5,885,818)**	**$ (1,686,562)**	**$ (6,159,241)**	**$ (6,159,241)**

State Controller Schedules County Budget Act January 2010 Edition, revision #1	COUNTY OF KERN Detail of Financing Sources and Financing Uses Governmental Funds Fiscal Year 2014-15	Schedule 9

Budget Unit **1812-BOARD OF TRADE**
Function **GENERAL**
Activity **PROMOTION**

Detail by Revenue Category and Expenditure Object	Actual 2012-13	Actual 2013-14	CAO Recommended 2014-15	Adopted by the Board of Supervisors 2014-15
1	2	3	4	5
CHARGES FOR SERVICES	$	$ 2,215	$ 18,900	$ 18,900
MISCELLANEOUS	12,031	17,457	15,085	15,085
OTHER FINANCING SOURCES		26,000	64,900	64,900
TOTAL REVENUE	**$ 12,031**	**$ 45,672**	**$ 98,885**	**$ 98,885**
SALARIES & EMPLOYEE BENEFITS	$ 466,065	$ 468,518	$ 454,233	$ 454,233
SERVICES & SUPPLIES	146,092	172,342	237,426	237,426
OTHER CHARGES	56	40	42	42
CAPITAL ASSETS	5,159	8,819		
OTHER FINANCING USES			58,723	58,723
EXPENDITURE TRANSFERS & REIMBS			(5,000)	(5,000)
TOTAL EXPENDITURES/APPROPRIATIONS	**$ 617,372**	**$ 649,719**	**$ 745,424**	**$ 745,424**
NET COST	**$ (605,341)**	**$ (604,047)**	**$ (646,539)**	**$ (646,539)**

State Controller Schedules County Budget Act January 2010 Edition, revision #1	COUNTY OF KERN Detail of Financing Sources and Financing Uses Governmental Funds Fiscal Year 2014-15	Schedule 9

Budget Unit **1814-BOARD OF TRADE-ADVERTISING TRS**
Function **GENERAL**
Activity **PROMOTION**

Detail by Revenue Category and Expenditure Object	Actual 2012-13	Actual 2013-14	CAO Recommended 2014-15	Adopted by the Board of Supervisors 2014-15
1	2	3	4	5
USE OF MONEY/PROPERTY	$ 576	$ 687	$ 600	$ 600
MISCELLANEOUS	69,080	36,769	64,900	64,900
TOTAL REVENUE	**$ 69,656**	**$ 37,456**	**$ 65,500**	**$ 65,500**
OTHER FINANCING USES	$	$ 26,000	$ 64,900	$ 64,900
TOTAL EXPENDITURES/APPROPRIATIONS	**$**	**$ 26,000**	**$ 64,900**	**$ 64,900**
NET COST	**$ 69,656**	**$ 11,456**	**$ 600**	**$ 600**

State Controller Schedules County Budget Act January 2010 Edition, revision #1	COUNTY OF KERN Detail of Financing Sources and Financing Uses Governmental Funds Fiscal Year 2014-15	Schedule 9

Budget Unit **1900-ENGINEERING & SURVEY SERVICES**
Function **GENERAL**
Activity **OTHER GENERAL**

Detail by Revenue Category and Expenditure Object	Actual 2012-13	Actual 2013-14	CAO Recommended 2014-15	Adopted by the Board of Supervisors 2014-15
1	2	3	4	5
INTERGOVERNMENTAL	$	$ 7,633	$	$
CHARGES FOR SERVICES	2,642,248	2,440,821	2,535,490	2,535,490
MISCELLANEOUS	2,573	1,015	1,766	1,766
OTHER FINANCING SOURCES	28,045	34,712	14,306	14,306
TOTAL REVENUE	**$ 2,672,866**	**$ 2,484,181**	**$ 2,551,562**	**$ 2,551,562**
SALARIES & EMPLOYEE BENEFITS	$ 4,201,072	$ 4,375,246	$ 3,780,833	$ 3,780,833
SERVICES & SUPPLIES	614,155	745,609	704,737	704,737
OTHER CHARGES	85	7,946	598	598
CAPITAL ASSETS	24,966		57,000	57,000
OTHER FINANCING USES	136,209	115,428	267,724	267,724
EXPENDITURE TRANSFERS & REIMBS	(302,365)	(292,821)	(260,000)	(260,000)
TOTAL EXPENDITURES/APPROPRIATIONS	**$ 4,674,122**	**$ 4,951,408**	**$ 4,550,892**	**$ 4,550,892**
NET COST	**$ (2,001,256)**	**$ (2,467,227)**	**$ (1,999,330)**	**$ (1,999,330)**

State Controller Schedules County Budget Act January 2010 Edition, revision #1	COUNTY OF KERN Detail of Financing Sources and Financing Uses Governmental Funds Fiscal Year 2014-15	Schedule 9

Budget Unit **1910-RISK MANAGEMENT**
Function **GENERAL**
Activity **OTHER GENERAL**

Detail by Revenue Category and Expenditure Object	Actual 2012-13	Actual 2013-14	CAO Recommended 2014-15	Adopted by the Board of Supervisors 2014-15
1	2	3	4	5
CHARGES FOR SERVICES	$ 3,499,268	$ 3,746,167	$ 4,530,416	$ 4,530,416
MISCELLANEOUS	1	80		
TOTAL REVENUE	**$ 3,499,269**	**$ 3,746,247**	**$ 4,530,416**	**$ 4,530,416**
SALARIES & EMPLOYEE BENEFITS	$ 2,625,455	$ 2,734,893	$ 3,306,195	$ 3,306,195
SERVICES & SUPPLIES	1,457,792	1,622,353	1,945,942	1,945,942
OTHER CHARGES	1,044	642	2,500	2,500
EXPENDITURE TRANSFERS & REIMBS	(585,082)	(610,902)	(724,221)	(724,221)
TOTAL EXPENDITURES/APPROPRIATIONS	**$ 3,499,209**	**$ 3,746,986**	**$ 4,530,416**	**$ 4,530,416**
NET COST	**$ 60**	**$ (739)**	**$**	

State Controller Schedules County Budget Act January 2010 Edition, revision #1	COUNTY OF KERN Detail of Financing Sources and Financing Uses Governmental Funds Fiscal Year 2014-15	Schedule 9

Budget Unit **1945-AB900 PHASE II**
Function **GENERAL**
Activity **PLANT ACQUISITION**

Detail by Revenue Category and Expenditure Object	Actual 2012-13	Actual 2013-14	CAO Recommended 2014-15	Adopted by the Board of Supervisors 2014-15
1	2	3	4	5
INTERGOVERNMENTAL	$	$	$ 100,000,000	$ 100,000,000
OTHER FINANCING SOURCES	12,000,000	22,544,898	2,200,000	2,200,000
TOTAL REVENUE	**$ 12,000,000**	**$ 22,544,898**	**$ 102,200,000**	**$ 102,200,000**
CAPITAL ASSETS	$ 223,149	$	$ 114,794,898	$ 114,794,898
OTHER FINANCING USES		15,982,852		
TOTAL EXPENDITURES/APPROPRIATIONS	**$ 223,149**	**$ 15,982,852**	**$ 114,794,898**	**$ 114,794,898**
NET COST	**$ 11,776,851**	**$ 6,562,046**	**$ (12,594,898)**	**$ (12,594,898)**

State Controller Schedules County Budget Act January 2010 Edition, revision #1	COUNTY OF KERN Detail of Financing Sources and Financing Uses Governmental Funds Fiscal Year 2014-15	Schedule 9

Budget Unit **1947-TOBACCO ENDOWMENT INTEREST**
Function **GENERAL**
Activity **PLANT ACQUISITION**

Detail by Revenue Category and Expenditure Object	Actual 2012-13	Actual 2013-14	CAO Recommended 2014-15	Adopted by the Board of Supervisors 2014-15
1	2	3	4	5
USE OF MONEY/PROPERTY	$ 1,000,000	$ 600,000	$ 400,000	$ 400,000
TOTAL REVENUE	**$ 1,000,000**	**$ 600,000**	**$ 400,000**	**$ 400,000**
OTHER FINANCING USES	$ 1,000,000	$ 600,000	$ 400,000	$ 400,000
TOTAL EXPENDITURES/APPROPRIATIONS	**$ 1,000,000**	**$ 600,000**	**$ 400,000**	**$ 400,000**
NET COST	**$**	**$**	**$**	**$**

State Controller Schedules County Budget Act January 2010 Edition, revision #1	COUNTY OF KERN Detail of Financing Sources and Financing Uses Governmental Funds Fiscal Year 2014-15	Schedule 9

Budget Unit **1948-ACO-GENERAL**
Function **GENERAL**
Activity **PLANT ACQUISITION**

Detail by Revenue Category and Expenditure Object	Actual 2012-13	Actual 2013-14	CAO Recommended 2014-15	Adopted by the Board of Supervisors 2014-15
1	2	3	4	5
USE OF MONEY/PROPERTY	$ 109,871	$ 54,794	$ 10,000	$ 10,000
OTHER FINANCING SOURCES		30,894,852		
TOTAL REVENUE	**$ 109,871**	**$ 30,949,646**	**$ 10,000**	**$ 10,000**
OTHER CHARGES	$	$ 40,000,000	$	$
OTHER FINANCING USES		4,241,174		
TOTAL EXPENDITURES/APPROPRIATIONS	**$**	**$ 44,241,174**	**$**	**$**
NET COST	**$ 109,871**	**$ (13,291,528)**	**$ 10,000**	**$ 10,000**

State Controller Schedules County Budget Act January 2010 Edition, revision #1	COUNTY OF KERN Detail of Financing Sources and Financing Uses Governmental Funds Fiscal Year 2014-15	Schedule 9

Budget Unit **1950-BKFD PLANNED SEWER #1 TRUST**
Function **GENERAL**
Activity **PLANT ACQUISITION**

Detail by Revenue Category and Expenditure Object	Actual 2012-13	Actual 2013-14	CAO Recommended 2014-15	Adopted by the Board of Supervisors 2014-15
1	2	3	4	5
USE OF MONEY/PROPERTY	$ 12,291	$ 9,360	$ 12,514	$ 12,514
CHARGES FOR SERVICES	7,380	8,223	8,223	8,223
TOTAL REVENUE	**$ 19,671**	**$ 17,583**	**$ 20,737**	**$ 20,737**
SERVICES & SUPPLIES	$ 77	$ 105	$ 500	$ 500
TOTAL EXPENDITURES/APPROPRIATIONS	**$ 77**	**$ 105**	**$ 500**	**$ 500**
NET COST	**$ 19,594**	**$ 17,478**	**$ 20,237**	**$ 20,237**

State Controller Schedules County Budget Act January 2010 Edition, revision #1	COUNTY OF KERN Detail of Financing Sources and Financing Uses Governmental Funds Fiscal Year 2014-15	Schedule 9

Budget Unit **1951-BKFD PLANNED SEWER #2 TRUST**
Function **GENERAL**
Activity **PLANT ACQUISITION**

Detail by Revenue Category and Expenditure Object	Actual 2012-13	Actual 2013-14	CAO Recommended 2014-15	Adopted by the Board of Supervisors 2014-15
1	2	3	4	5
USE OF MONEY/PROPERTY	$ 1,663	$ 1,257	$ 3,575	$ 3,575
CHARGES FOR SERVICES	3,400	6,800	6,800	6,800
TOTAL REVENUE	**$ 5,063**	**$ 8,057**	**$ 10,375**	**$ 10,375**
SERVICES & SUPPLIES	$	$	$ 500	$ 500
TOTAL EXPENDITURES/APPROPRIATIONS	**$**	**$**	**$ 500**	**$ 500**
NET COST	**$ 5,063**	**$ 8,057**	**$ 9,875**	**$ 9,875**

State Controller Schedules County Budget Act January 2010 Edition, revision #1	COUNTY OF KERN Detail of Financing Sources and Financing Uses Governmental Funds Fiscal Year 2014-15	Schedule 9

Budget Unit **1952-BKFD PLANNED SEWER #3 TRUST**
Function **GENERAL**
Activity **PLANT ACQUISITION**

Detail by Revenue Category and Expenditure Object	Actual 2012-13	Actual 2013-14	CAO Recommended 2014-15	Adopted by the Board of Supervisors 2014-15
1	2	3	4	5
USE OF MONEY/PROPERTY	$ 22	$ 18	$ 19	$ 19
CHARGES FOR SERVICES	1,513			
TOTAL REVENUE	**$ 1,535**	**$ 18**	**$ 19**	**$ 19**
SERVICES & SUPPLIES	$	$	$ 500	$ 500
TOTAL EXPENDITURES/APPROPRIATIONS	**$**	**$**	**$ 500**	**$ 500**
NET COST	**$ 1,535**	**$ 18**	**$ (481)**	**$ (481)**

State Controller Schedules County Budget Act January 2010 Edition, revision #1	COUNTY OF KERN Detail of Financing Sources and Financing Uses Governmental Funds Fiscal Year 2014-15	Schedule 9

Budget Unit **1953-BKFD PLANNED SEWER #4 TRUST**
Function **GENERAL**
Activity **PLANT ACQUISITION**

Detail by Revenue Category and Expenditure Object	Actual 2012-13	Actual 2013-14	CAO Recommended 2014-15	Adopted by the Board of Supervisors 2014-15
1	2	3	4	5
USE OF MONEY/PROPERTY	$ 380	$ 291	$ 304	$ 304
CHARGES FOR SERVICES	2,648			
TOTAL REVENUE	**$ 3,028**	**$ 291**	**$ 304**	**$ 304**
SERVICES & SUPPLIES	$	$ 16	$ 500	$ 500
TOTAL EXPENDITURES/APPROPRIATIONS	**$**	**$ 16**	**$ 500**	**$ 500**
NET COST	**$ 3,028**	**$ 275**	**$ (196)**	**$ (196)**

State Controller Schedules County Budget Act January 2010 Edition, revision #1	COUNTY OF KERN Detail of Financing Sources and Financing Uses Governmental Funds Fiscal Year 2014-15	Schedule 9

Budget Unit **1954-BKFD PLANNED SEWER #5 TRUST**
Function **GENERAL**
Activity **PLANT ACQUISITION**

Detail by Revenue Category and Expenditure Object	Actual 2012-13	Actual 2013-14	CAO Recommended 2014-15	Adopted by the Board of Supervisors 2014-15
1	2	3	4	5
USE OF MONEY/PROPERTY	$ 421	$ 324	$ 338	$ 338
CHARGES FOR SERVICES	3,360			
TOTAL REVENUE	**$ 3,781**	**$ 324**	**$ 338**	**$ 338**
SERVICES & SUPPLIES	$	$	$ 500	$ 500
TOTAL EXPENDITURES/APPROPRIATIONS	**$**	**$**	**$ 500**	**$ 500**
NET COST	**$ 3,781**	**$ 324**	**$ (162)**	**$ (162)**

State Controller Schedules County Budget Act January 2010 Edition, revision #1	COUNTY OF KERN Detail of Financing Sources and Financing Uses Governmental Funds Fiscal Year 2014-15	Schedule 9

Budget Unit **1956-CO PLANNED SEWER AREA A TRUST**
Function **GENERAL**
Activity **PLANT ACQUISITION**

Detail by Revenue Category and Expenditure Object	Actual 2012-13	Actual 2013-14	CAO Recommended 2014-15	Adopted by the Board of Supervisors 2014-15
1	2	3	4	5
USE OF MONEY/PROPERTY	$ 182	$ 153	$ 200	$ 200
CHARGES FOR SERVICES	3,420	6,956	5,430	5,430
TOTAL REVENUE	**$ 3,602**	**$ 7,109**	**$ 5,630**	**$ 5,630**
SERVICES & SUPPLIES	$ 46	$ 17	$ 500	$ 500
TOTAL EXPENDITURES/APPROPRIATIONS	**$ 46**	**$ 17**	**$ 500**	**$ 500**
NET COST	**$ 3,556**	**$ 7,092**	**$ 5,130**	**$ 5,130**

State Controller Schedules County Budget Act January 2010 Edition, revision #1	COUNTY OF KERN Detail of Financing Sources and Financing Uses Governmental Funds Fiscal Year 2014-15	Schedule 9

Budget Unit **1957-CO PLANNED SEWER AREA B TRUST**
Function **GENERAL**
Activity **PLANT ACQUISITION**

Detail by Revenue Category and Expenditure Object	Actual 2012-13	Actual 2013-14	CAO Recommended 2014-15	Adopted by the Board of Supervisors 2014-15
1	2	3	4	5
USE OF MONEY/PROPERTY	$ 8	$ 6	$ 6	$ 6
TOTAL REVENUE	**$ 8**	**$ 6**	**$ 6**	**$ 6**
SERVICES & SUPPLIES	$	$	$ 500	$ 500
TOTAL EXPENDITURES/APPROPRIATIONS	**$**	**$**	**$ 500**	**$ 500**
NET COST	**$ 8**	**$ 6**	**$ (494)**	**$ (494)**

State Controller Schedules County Budget Act January 2010 Edition, revision #1	COUNTY OF KERN Detail of Financing Sources and Financing Uses Governmental Funds Fiscal Year 2014-15	Schedule 9

Budget Unit **1958-CSA #71 SEPTIC ABANDONMENT TRS**
Function **GENERAL**
Activity **PLANT ACQUISITION**

Detail by Revenue Category and Expenditure Object	Actual 2012-13	Actual 2013-14	CAO Recommended 2014-15	Adopted by the Board of Supervisors 2014-15
1	2	3	4	5
USE OF MONEY/PROPERTY	$ 5,272	$ 4,074	$ 5,000	$ 5,000
CHARGES FOR SERVICES	37,880	48,480	39,635	39,635
TOTAL REVENUE	**$ 43,152**	**$ 52,554**	**$ 44,635**	**$ 44,635**
SERVICES & SUPPLIES	$ 47	$ 296	$ 500	$ 500
TOTAL EXPENDITURES/APPROPRIATIONS	**$ 47**	**$ 296**	**$ 500**	**$ 500**
NET COST	**$ 43,105**	**$ 52,258**	**$ 44,135**	**$ 44,135**

State Controller Schedules County Budget Act January 2010 Edition, revision #1	COUNTY OF KERN Detail of Financing Sources and Financing Uses Governmental Funds Fiscal Year 2014-15	Schedule 9

Budget Unit **1960-GENERAL SERVICES - CAPITAL PROJECTS**
Function **GENERAL**
Activity **PLANT ACQUISITION**

Detail by Revenue Category and Expenditure Object	Actual 2012-13	Actual 2013-14	CAO Recommended 2014-15	Adopted by the Board of Supervisors 2014-15
1	2	3	4	5
INTERGOVERNMENTAL	$ 1,420,779	$ 338,296	$ 1,199,975	$ 1,199,975
MISCELLANEOUS	10,130	58,579		
OTHER FINANCING SOURCES	1,602,029	3,391,128	15,344,072	15,344,072
TOTAL REVENUE	**$ 3,032,938**	**$ 3,788,003**	**$ 16,544,047**	**$ 16,544,047**
CAPITAL ASSETS	$ 5,513,717	$ 3,670,116	$ 14,645,131	$ 14,645,131
OTHER FINANCING USES	12,000,000	10,304,852	825,239	1,775,239
TOTAL EXPENDITURES/APPROPRIATIONS	**$ 17,513,717**	**$ 13,974,968**	**$ 15,470,370**	**$ 16,420,370**
NET COST	**$ (14,480,779)**	**$ (10,186,965)**	**$ 1,073,677**	**$ 123,677**

State Controller Schedules County Budget Act January 2010 Edition, revision #1	COUNTY OF KERN Detail of Financing Sources and Financing Uses Governmental Funds Fiscal Year 2014-15	Schedule 9

Budget Unit **1961-ORANGEWD PLD**
Function **GENERAL**
Activity **PLANT ACQUISITION**

Detail by Revenue Category and Expenditure Object	Actual 2012-13	Actual 2013-14	CAO Recommended 2014-15	Adopted by the Board of Supervisors 2014-15
1	2	3	4	5
USE OF MONEY/PROPERTY	$ 4,609	$ 3,422	$ 3,576	$ 3,576
TOTAL REVENUE	**$ 4,609**	**$ 3,422**	**$ 3,576**	**$ 3,576**
SERVICES & SUPPLIES	$	$	$ 500	$ 500
TOTAL EXPENDITURES/APPROPRIATIONS	**$**	**$**	**$ 500**	**$ 500**
NET COST	**$ 4,609**	**$ 3,422**	**$ 3,076**	**$ 3,076**

State Controller Schedules County Budget Act January 2010 Edition, revision #1	COUNTY OF KERN Detail of Financing Sources and Financing Uses Governmental Funds Fiscal Year 2014-15	Schedule 9

Budget Unit **1962-PL LOC DRAN-SHAL**
Function **GENERAL**
Activity **PLANT ACQUISITION**

Detail by Revenue Category and Expenditure Object	Actual 2012-13	Actual 2013-14	CAO Recommended 2014-15	Adopted by the Board of Supervisors 2014-15
1	2	3	4	5
USE OF MONEY/PROPERTY	$ 61	$ 45	$ 47	$ 47
TOTAL REVENUE	**$ 61**	**$ 45**	**$ 47**	**$ 47**
SERVICES & SUPPLIES	$	$	$ 500	$ 500
TOTAL EXPENDITURES/APPROPRIATIONS	**$**	**$**	**$ 500**	**$ 500**
NET COST	**$ 61**	**$ 45**	**$ (453)**	**$ (453)**

State Controller Schedules	**COUNTY OF KERN**	**Schedule 9**
County Budget Act	**Detail of Financing Sources and Financing Uses**	
January 2010 Edition, revision #1	**Governmental Funds**	
	Fiscal Year 2014-15	

Budget Unit **1963-PL LOC DRAN-BRUND**
Function **GENERAL**
Activity **PLANT ACQUISITION**

Detail by Revenue Category and Expenditure Object	Actual 2012-13	Actual 2013-14	CAO Recommended 2014-15	Adopted by the Board of Supervisors 2014-15
1	2	3	4	5
USE OF MONEY/PROPERTY	$ 725	$ 537	$ 562	$ 562
TOTAL REVENUE	**$ 725**	**$ 537**	**$ 562**	**$ 562**
SERVICES & SUPPLIES	$	$	$ 500	$ 500
TOTAL EXPENDITURES/APPROPRIATIONS	**$**	**$**	**$ 500**	**$ 500**
NET COST	**$ 725**	**$ 537**	**$ 62**	**$ 62**

State Controller Schedules County Budget Act January 2010 Edition, revision #1	COUNTY OF KERN Detail of Financing Sources and Financing Uses Governmental Funds Fiscal Year 2014-15	Schedule 9

Budget Unit **1964-PL LOC DRAN-BRECK**
Function **GENERAL**
Activity **PLANT ACQUISITION**

Detail by Revenue Category and Expenditure Object	Actual 2012-13	Actual 2013-14	CAO Recommended 2014-15	Adopted by the Board of Supervisors 2014-15
1	2	3	4	5
USE OF MONEY/PROPERTY	$ 198	$ 147	$ 154	$ 154
TOTAL REVENUE	**$ 198**	**$ 147**	**$ 154**	**$ 154**
SERVICES & SUPPLIES	$	$	$ 500	$ 500
TOTAL EXPENDITURES/APPROPRIATIONS	**$**	**$**	**$ 500**	**$ 500**
NET COST	**$ 198**	**$ 147**	**$ (346)**	**$ (346)**

State Controller Schedules County Budget Act January 2010 Edition, revision #1	COUNTY OF KERN Detail of Financing Sources and Financing Uses Governmental Funds Fiscal Year 2014-15	Schedule 9

Budget Unit **1965-PLD OILDALE**
Function **GENERAL**
Activity **PLANT ACQUISITION**

Detail by Revenue Category and Expenditure Object	Actual 2012-13	Actual 2013-14	CAO Recommended 2014-15	Adopted by the Board of Supervisors 2014-15
1	2	3	4	5
LICENSES AND PERMITS	$	$ 80,188	$ 106,948	$ 106,948
USE OF MONEY/PROPERTY	587	639	600	600
TOTAL REVENUE	**$ 587**	**$ 80,827**	**$ 107,548**	**$ 107,548**
SERVICES & SUPPLIES	$	$	$ 500	$ 500
TOTAL EXPENDITURES/APPROPRIATIONS	**$**	**$**	**$ 500**	**$ 500**
NET COST	**$ 587**	**$ 80,827**	**$ 107,048**	**$ 107,048**

State Controller Schedules County Budget Act January 2010 Edition, revision #1	COUNTY OF KERN Detail of Financing Sources and Financing Uses Governmental Funds Fiscal Year 2014-15	Schedule 9

Budget Unit **1966-FACILITY PROJECTS**
Function **GENERAL**
Activity **PLANT ACQUISITION**

Detail by Revenue Category and Expenditure Object	Actual 2012-13	Actual 2013-14	CAO Recommended 2014-15	Adopted by the Board of Supervisors 2014-15
1	2	3	4	5
USE OF MONEY/PROPERTY	$ 15,755	$ 13,125	$	$
MISCELLANEOUS	7,488,050	14,309,848		148,000
OTHER FINANCING SOURCES		6,116,107	825,239	1,775,239
TOTAL REVENUE	**$ 7,503,805**	**$ 20,439,080**	**$ 825,239**	**$ 1,923,239**
CAPITAL ASSETS	$ 8,256,973	$ 863,116	$ 890,979	$ 2,023,436
TOTAL EXPENDITURES/APPROPRIATIONS	**$ 8,256,973**	**$ 863,116**	**$ 890,979**	**$ 2,023,436**
NET COST	**$ (753,168)**	**$ 19,575,964**	**$ (65,740)**	**$ (100,197)**

State Controller Schedules County Budget Act January 2010 Edition, revision #1	COUNTY OF KERN Detail of Financing Sources and Financing Uses Governmental Funds Fiscal Year 2014-15	Schedule 9

Budget Unit **1968-CRIMINAL JUST FACILITY**
Function **GENERAL**
Activity **PLANT ACQUISITION**

Detail by Revenue Category and Expenditure Object	Actual 2012-13	Actual 2013-14	CAO Recommended 2014-15	Adopted by the Board of Supervisors 2014-15
1	2	3	4	5
FINES AND FORFEITURES	$ 2,904,422	$ 2,755,072	$ 2,616,000	$ 2,616,000
TOTAL REVENUE	**$ 2,904,422**	**$ 2,755,072**	**$ 2,616,000**	**$ 2,616,000**
OTHER FINANCING USES	$ 3,300,000	$ 2,900,000	$ 3,300,000	$ 3,300,000
TOTAL EXPENDITURES/APPROPRIATIONS	**$ 3,300,000**	**$ 2,900,000**	**$ 3,300,000**	**$ 3,300,000**
NET COST	**$ (395,578)**	**$ (144,928)**	**$ (684,000)**	**$ (684,000)**

State Controller Schedules County Budget Act January 2010 Edition, revision #1	COUNTY OF KERN Detail of Financing Sources and Financing Uses Governmental Funds Fiscal Year 2014-15	Schedule 9

Budget Unit **1969-REXLAND ACRES SEWER AD 2006-1**
Function **GENERAL**
Activity **PLANT ACQUISITION**

Detail by Revenue Category and Expenditure Object	Actual 2012-13	Actual 2013-14	CAO Recommended 2014-15	Adopted by the Board of Supervisors 2014-15
1	2	3	4	5
INTERGOVERNMENTAL	$ 5,902,142	$ 5,902,142	$	$
OTHER FINANCING SOURCES	3,312,000	3,312,000		
TOTAL REVENUE	**$ 9,214,142**	**$ 9,214,142**	**$**	**$**
OTHER CHARGES	$	$	$ 102,446	$ 102,446
CAPITAL ASSETS	9,214,742			
TOTAL EXPENDITURES/APPROPRIATIONS	**$ 9,214,742**	**$**	**$ 102,446**	**$ 102,446**
NET COST	**$ (600)**	**$ 9,214,142**	**$ (102,446)**	**$ (102,446)**

State Controller Schedules County Budget Act January 2010 Edition, revision #1	COUNTY OF KERN Detail of Financing Sources and Financing Uses Governmental Funds Fiscal Year 2014-15	Schedule 9

Budget Unit **8213-KHS EXCESS RESERVES/CAPITAL**
Function **GENERAL**
Activity **PLANT ACQUISITION**

Detail by Revenue Category and Expenditure Object	Actual 2012-13	Actual 2013-14	CAO Recommended 2014-15	Adopted by the Board of Supervisors 2014-15
1	2	3	4	5
OTHER FINANCING SOURCES	$ 13,000,000	$	$	$
TOTAL REVENUE	**$ 13,000,000**	**$**	**$**	**$**
OTHER FINANCING USES	$	$ 651,634	$	$
TOTAL EXPENDITURES/APPROPRIATIONS	**$**	**$ 651,634**	**$**	**$**
NET COST	**$ 13,000,000**	**$ (651,634)**	**$**	**$**

State Controller Schedules County Budget Act January 2010 Edition, revision #1	COUNTY OF KERN Detail of Financing Sources and Financing Uses Governmental Funds Fiscal Year 2014-15	Schedule 9

Budget Unit **8235-TOBACCO SECUR PROCEEDS-CP FUND**
Function **GENERAL**
Activity **PLANT ACQUISITION**

Detail by Revenue Category and Expenditure Object	Actual 2012-13	Actual 2013-14	CAO Recommended 2014-15	Adopted by the Board of Supervisors 2014-15
1	2	3	4	5
USE OF MONEY/PROPERTY	$ 9,348	$ 6,143	$	$
INTERGOVERNMENTAL		1,870,047		
TOTAL REVENUE	**$ 9,348**	**$ 1,876,190**	**$**	**$**
OTHER FINANCING USES	$	$ 1,870,047	$	$
TOTAL EXPENDITURES/APPROPRIATIONS	**$**	**$ 1,870,047**	**$**	**$**
NET COST	**$ 9,348**	**$ 6,143**	**$**	**$**

Function:

APPROPRIATION FOR CONTINGENCIES

State Controller Schedules County Budget Act January 2010 Edition, revision #1	COUNTY OF KERN Detail of Financing Sources and Financing Uses Governmental Funds Fiscal Year 2014-15	Schedule 9

Budget Unit **1970-APPROPRIATION FR CONTINGENCIES**
Function **GENERAL**
Activity **APPROPRIATION FR CONTINGENCIES**

Detail by Revenue Category and Expenditure Object	Actual 2012-13	Actual 2013-14	CAO Recommended 2014-15	Adopted by the Board of Supervisors 2014-15
1	2	3	4	5
TOTAL REVENUE	**$**	**$**		**$**
APPROPRIATION FR CONTINGENCIES	$	$	$ 8,341,240	$ 8,341,240
TOTAL EXPENDITURES/APPROPRIATIONS	**$**	**$**	**$ 8,341,240**	**$ 8,341,240**
NET COST	**$**	**$**	**$ (8,341,240)**	**$ (8,341,240)**

Function:

PUBLIC PROTECTION

State Controller Schedules County Budget Act January 2010 Edition, revision #1	COUNTY OF KERN Detail of Financing Sources and Financing Uses Governmental Funds Fiscal Year 2014-15	Schedule 9

Budget Unit **2110-CONTRI-TRIAL COURT FUNDING**
Function **PUBLIC PROTECTION**
Activity **JUDICIAL**

Detail by Revenue Category and Expenditure Object	Actual 2012-13	Actual 2013-14	CAO Recommended 2014-15	Adopted by the Board of Supervisors 2014-15
1	2	3	4	5
FINES AND FORFEITURES	$ 3,989,162	$ 3,887,600	$ 3,567,750	$ 3,567,750
CHARGES FOR SERVICES	4,135,841	4,114,512	3,692,000	3,692,000
MISCELLANEOUS	357,684	353,767	739,245	739,245
TOTAL REVENUE	**$ 8,482,687**	**$ 8,355,879**	**$ 7,998,995**	**$ 7,998,995**
SERVICES & SUPPLIES	$ 16,275,552	$ 15,946,834	$ 16,636,438	$ 16,636,438
TOTAL EXPENDITURES/APPROPRIATIONS	**$ 16,275,552**	**$ 15,946,834**	**$ 16,636,438**	**$ 16,636,438**
NET COST	**$ (7,792,865)**	**$ (7,590,955)**	**$ (8,637,443)**	**$ (8,637,443)**

State Controller Schedules County Budget Act January 2010 Edition, revision #1	COUNTY OF KERN Detail of Financing Sources and Financing Uses Governmental Funds Fiscal Year 2014-15	Schedule 9

Budget Unit **2111-DNA INDENTIFICATION FUND**
Function **PUBLIC PROTECTION**
Activity **JUDICIAL**

Detail by Revenue Category and Expenditure Object	Actual 2012-13	Actual 2013-14	CAO Recommended 2014-15	Adopted by the Board of Supervisors 2014-15
1	2	3	4	5
FINES AND FORFEITURES	$ 486,057	$ 432,801	$ 330,000	$ 330,000
TOTAL REVENUE	**$ 486,057**	**$ 432,801**	**$ 330,000**	**$ 330,000**
OTHER FINANCING USES	$ 703,000	$ 600,000	$ 330,000	$ 330,000
TOTAL EXPENDITURES/APPROPRIATIONS	**$ 703,000**	**$ 600,000**	**$ 330,000**	**$ 330,000**
NET COST	**$ (216,943)**	**$ (167,199)**	**$**	**$**

State Controller Schedules County Budget Act January 2010 Edition, revision #1	COUNTY OF KERN Detail of Financing Sources and Financing Uses Governmental Funds Fiscal Year 2014-15	Schedule 9

Budget Unit **2112-LOCAL PUBLIC SAFETY FUND**
Function **PUBLIC PROTECTION**
Activity **JUDICIAL**

Detail by Revenue Category and Expenditure Object	Actual 2012-13	Actual 2013-14	CAO Recommended 2014-15	Adopted by the Board of Supervisors 2014-15
1	2	3	4	5
INTERGOVERNMENTAL	$ 74,557,976	$ 77,586,462	$ 72,959,508	$ 72,959,508
TOTAL REVENUE	**$ 74,557,976**	**$ 77,586,462**	**$ 72,959,508**	**$ 72,959,508**
OTHER FINANCING USES	$ 68,921,472	$ 81,639,218	$ 76,959,508	$ 76,959,508
TOTAL EXPENDITURES/APPROPRIATIONS	**$ 68,921,472**	**$ 81,639,218**	**$ 76,959,508**	**$ 76,959,508**
NET COST	**$ 5,636,504**	**$ (4,052,756)**	**$ (4,000,000)**	**$ (4,000,000)**

State Controller Schedules County Budget Act January 2010 Edition, revision #1	COUNTY OF KERN Detail of Financing Sources and Financing Uses Governmental Funds Fiscal Year 2014-15	Schedule 9

Budget Unit **2113-AUTOMATED CO WARRANT SYSTEM**
Function **PUBLIC PROTECTION**
Activity **JUDICIAL**

Detail by Revenue Category and Expenditure Object	Actual 2012-13	Actual 2013-14	CAO Recommended 2014-15	Adopted by the Board of Supervisors 2014-15
1	2	3	4	5
FINES AND FORFEITURES	$ 60,448	$ 51,349	$ 45,000	$ 45,000
TOTAL REVENUE	**$ 60,448**	**$ 51,349**	**$ 45,000**	**$ 45,000**
OTHER FINANCING USES	$ 90,000	$ 54,000	$ 54,000	$ 54,000
TOTAL EXPENDITURES/APPROPRIATIONS	**$ 90,000**	**$ 54,000**	**$ 54,000**	**$ 54,000**
NET COST	**$ (29,552)**	**$ (2,651)**	**$ (9,000)**	**$ (9,000)**

State Controller Schedules County Budget Act January 2010 Edition, revision #1	COUNTY OF KERN Detail of Financing Sources and Financing Uses Governmental Funds Fiscal Year 2014-15	Schedule 9

Budget Unit **2114-DOMESTIC VIOLENCE FUND**
Function **PUBLIC PROTECTION**
Activity **JUDICIAL**

Detail by Revenue Category and Expenditure Object	Actual 2012-13	Actual 2013-14	CAO Recommended 2014-15	Adopted by the Board of Supervisors 2014-15
1	2	3	4	5
LICENSES AND PERMITS	$ 99,452	$ 109,802	$ 105,000	$ 105,000
FINES AND FORFEITURES	45,299	48,744	37,000	37,000
TOTAL REVENUE	**$ 144,751**	**$ 158,546**	**$ 142,000**	**$ 142,000**
OTHER FINANCING USES	$ 120,000	$ 140,000	$ 150,000	$ 150,000
TOTAL EXPENDITURES/APPROPRIATIONS	**$ 120,000**	**$ 140,000**	**$ 150,000**	**$ 150,000**
NET COST	**$ 24,751**	**$ 18,546**	**$ (8,000)**	**$ (8,000)**

State Controller Schedules County Budget Act January 2010 Edition, revision #1	COUNTY OF KERN Detail of Financing Sources and Financing Uses Governmental Funds Fiscal Year 2014-15	Schedule 9

Budget Unit **2115-REAL ESTATE FRAUD**
Function **PUBLIC PROTECTION**
Activity **JUDICIAL**

Detail by Revenue Category and Expenditure Object	Actual 2012-13	Actual 2013-14	CAO Recommended 2014-15	Adopted by the Board of Supervisors 2014-15
1	2	3	4	5
USE OF MONEY/PROPERTY	$ 2,233	$ 1,319	$ 1,800	$ 1,800
CHARGES FOR SERVICES	239,842	344,698	480,000	480,000
OTHER FINANCING SOURCES	20	46		
TOTAL REVENUE	**$ 242,095**	**$ 346,063**	**$ 481,800**	**$ 481,800**
SERVICES & SUPPLIES	$ 30,000	$ 100,000	$	$
OTHER FINANCING USES	210,000	344,000	502,600	502,600
TOTAL EXPENDITURES/APPROPRIATIONS	**$ 240,000**	**$ 444,000**	**$ 502,600**	**$ 502,600**
NET COST	**$ 2,095**	**$ (97,937)**	**$ (20,800)**	**$ (20,800)**

State Controller Schedules County Budget Act January 2010 Edition, revision #1	COUNTY OF KERN Detail of Financing Sources and Financing Uses Governmental Funds Fiscal Year 2014-15	Schedule 9

Budget Unit **2116-COUNTY CLERK**
Function **PUBLIC PROTECTION**
Activity **JUDICIAL**

Detail by Revenue Category and Expenditure Object	Actual 2012-13	Actual 2013-14	CAO Recommended 2014-15	Adopted by the Board of Supervisors 2014-15
1	2	3	4	5
LICENSES AND PERMITS	$ 162,527	$ 180,394	$ 170,701	$ 170,701
CHARGES FOR SERVICES	287,356	305,814	296,000	296,000
MISCELLANEOUS	37	1,269		
OTHER FINANCING SOURCES	2,200	2,550	2,500	2,500
TOTAL REVENUE	**$ 452,120**	**$ 490,027**	**$ 469,201**	**$ 469,201**
SALARIES & EMPLOYEE BENEFITS	$ 268,607	$ 332,833	$ 342,672	$ 342,672
SERVICES & SUPPLIES	97,958	118,933	126,518	126,518
OTHER CHARGES	12	11	11	11
OTHER FINANCING USES			92,196	92,196
TOTAL EXPENDITURES/APPROPRIATIONS	**$ 366,577**	**$ 451,777**	**$ 561,397**	**$ 561,397**
NET COST	**$ 85,543**	**$ 38,250**	**$ (92,196)**	**$ (92,196)**

State Controller Schedules County Budget Act January 2010 Edition, revision #1	COUNTY OF KERN Detail of Financing Sources and Financing Uses Governmental Funds Fiscal Year 2014-15	Schedule 9

Budget Unit **2160-GRAND JURY**
Function **PUBLIC PROTECTION**
Activity **JUDICIAL**

Detail by Revenue Category and Expenditure Object	Actual 2012-13	Actual 2013-14	CAO Recommended 2014-15	Adopted by the Board of Supervisors 2014-15
1	2	3	4	5
TOTAL REVENUE	**$**	**$**	**$**	**$**
SALARIES & EMPLOYEE BENEFITS	$ 106,701	$ 91,906	$ 90,688	$ 90,688
SERVICES & SUPPLIES	179,281	170,220	203,019	203,019
TOTAL EXPENDITURES/APPROPRIATIONS	**$ 285,982**	**$ 262,126**	**$ 293,707**	**$ 293,707**
NET COST	**$ (285,982)**	**$ (262,126)**	**$ (293,707)**	**$ (293,707)**

State Controller Schedules County Budget Act January 2010 Edition, revision #1	COUNTY OF KERN Detail of Financing Sources and Financing Uses Governmental Funds Fiscal Year 2014-15	Schedule 9

Budget Unit **2170-INDIGENT DEFENSE SERVICES**
Function **PUBLIC PROTECTION**
Activity **JUDICIAL**

Detail by Revenue Category and Expenditure Object	Actual 2012-13	Actual 2013-14	CAO Recommended 2014-15	Adopted by the Board of Supervisors 2014-15
1	2	3	4	5
INTERGOVERNMENTAL	$ 1,259,811	$ 1,373,565	$ 1,200,000	$ 1,200,000
CHARGES FOR SERVICES	82,320	71,588	70,000	70,000
TOTAL REVENUE	**$ 1,342,131**	**$ 1,445,153**	**$ 1,270,000**	**$ 1,270,000**
SERVICES & SUPPLIES	$ 6,247,227	$ 7,119,766	$ 7,490,000	$ 7,490,000
TOTAL EXPENDITURES/APPROPRIATIONS	**$ 6,247,227**	**$ 7,119,766**	**$ 7,490,000**	**$ 7,490,000**
NET COST	**$ (4,905,096)**	**$ (5,674,613)**	**$ (6,220,000)**	**$ (6,220,000)**

State Controller Schedules County Budget Act January 2010 Edition, revision #1	COUNTY OF KERN Detail of Financing Sources and Financing Uses Governmental Funds Fiscal Year 2014-15	Schedule 9

Budget Unit **2180-DISTRICT ATTORNEY**
Function **PUBLIC PROTECTION**
Activity **JUDICIAL**

Detail by Revenue Category and Expenditure Object	Actual 2012-13	Actual 2013-14	CAO Recommended 2014-15	Adopted by the Board of Supervisors 2014-15
1	2	3	4	5
FINES AND FORFEITURES	$ 255,150	$	$ 30,000	$ 30,000
INTERGOVERNMENTAL	4,164,449	4,539,107	5,169,392	5,169,392
CHARGES FOR SERVICES	2,803,883	2,966,119	3,603,853	3,603,853
MISCELLANEOUS	472,159	541,084	660,000	660,000
OTHER FINANCING SOURCES	6,635,412	8,228,545	8,382,406	8,382,406
TOTAL REVENUE	**$ 14,331,053**	**$ 16,274,855**	**$ 17,845,651**	**$ 17,845,651**
SALARIES & EMPLOYEE BENEFITS	$ 28,547,618	$ 29,910,783	$ 32,118,381	$ 32,118,381
SERVICES & SUPPLIES	2,100,248	2,598,367	2,701,769	2,701,769
OTHER CHARGES	58,962	514		
CAPITAL ASSETS	370,840	220,332	263,000	263,000
OTHER FINANCING USES			729,812	729,812
EXPENDITURE TRANSFERS & REIMBS	(125,339)	(219,201)	(147,000)	(147,000)
TOTAL EXPENDITURES/APPROPRIATIONS	**$ 30,952,329**	**$ 32,510,795**	**$ 35,665,962**	**$ 35,665,962**
NET COST	**$ (16,621,276)**	**$ (16,235,940)**	**$ (17,820,311)**	**$ (17,820,311)**

State Controller Schedules County Budget Act January 2010 Edition, revision #1	COUNTY OF KERN Detail of Financing Sources and Financing Uses Governmental Funds Fiscal Year 2014-15	Schedule 9

Budget Unit **2181-D.A.-LOCAL FORFEITURE TRUST**
Function **PUBLIC PROTECTION**
Activity **JUDICIAL**

Detail by Revenue Category and Expenditure Object	Actual 2012-13	Actual 2013-14	CAO Recommended 2014-15	Adopted by the Board of Supervisors 2014-15
1	2	3	4	5
FINES AND FORFEITURES	$ 75,308	$ 53,755	$ 50,000	$ 50,000
USE OF MONEY/PROPERTY	3,190	2,719		
TOTAL REVENUE	**$ 78,498**	**$ 56,474**	**$ 50,000**	**$ 50,000**
OTHER FINANCING USES	$	$ 300,000	$ 300,000	$ 300,000
TOTAL EXPENDITURES/APPROPRIATIONS	**$**	**$ 300,000**	**$ 300,000**	**$ 300,000**
NET COST	**$ 78,498**	**$ (243,526)**	**$ (250,000)**	**$ (250,000)**

State Controller Schedules County Budget Act January 2010 Edition, revision #1	COUNTY OF KERN Detail of Financing Sources and Financing Uses Governmental Funds Fiscal Year 2014-15	Schedule 9

Budget Unit **2182-D. A. EQUIPMENT/AUTOMATION**
Function **PUBLIC PROTECTION**
Activity **JUDICIAL**

Detail by Revenue Category and Expenditure Object	Actual 2012-13	Actual 2013-14	CAO Recommended 2014-15	Adopted by the Board of Supervisors 2014-15
1	2	3	4	5
USE OF MONEY/PROPERTY	$ 3,629	$ 2,235	$ 1,800	$ 1,800
TOTAL REVENUE	**$ 3,629**	**$ 2,235**	**$ 1,800**	**$ 1,800**
OTHER FINANCING USES	$ 150,000	$	$ 73,000	$ 73,000
TOTAL EXPENDITURES/APPROPRIATIONS	**$ 150,000**	**$**	**$ 73,000**	**$ 73,000**
NET COST	**$ (146,371)**	**$ 2,235**	**$ (71,200)**	**$ (71,200)**

State Controller Schedules County Budget Act January 2010 Edition, revision #1	COUNTY OF KERN Detail of Financing Sources and Financing Uses Governmental Funds Fiscal Year 2014-15	Schedule 9

Budget Unit **2183-KERN CO DEPT OF CHILD SUPPORT**
Function **PUBLIC PROTECTION**
Activity **JUDICIAL**

Detail by Revenue Category and Expenditure Object	Actual 2012-13	Actual 2013-14	CAO Recommended 2014-15	Adopted by the Board of Supervisors 2014-15
1	2	3	4	5
USE OF MONEY/PROPERTY	$ 22,249	$ 26,628	$ 27,064	$ 27,064
INTERGOVERNMENTAL	20,990,271	21,207,016	22,327,966	22,327,966
MISCELLANEOUS	10,355	161	100	100
OTHER FINANCING SOURCES	368,970			
TOTAL REVENUE	**$ 21,391,845**	**$ 21,233,805**	**$ 22,355,130**	**$ 22,355,130**
SALARIES & EMPLOYEE BENEFITS	$ 17,143,621	$ 16,936,935	$ 18,198,138	$ 18,198,138
SERVICES & SUPPLIES	3,919,068	3,763,018	3,651,877	3,651,877
OTHER CHARGES	501,468	557,778	505,115	505,115
CAPITAL ASSETS	80,181	72,088		
TOTAL EXPENDITURES/APPROPRIATIONS	**$ 21,644,338**	**$ 21,329,819**	**$ 22,355,130**	**$ 22,355,130**
NET COST	**$ (252,493)**	**$ (96,014)**	**$**	**$**

State Controller Schedules County Budget Act January 2010 Edition, revision #1	COUNTY OF KERN Detail of Financing Sources and Financing Uses Governmental Funds Fiscal Year 2014-15	Schedule 9

Budget Unit **2185-CRIMINALISTICS LABORATORIES FD**
Function **PUBLIC PROTECTION**
Activity **JUDICIAL**

Detail by Revenue Category and Expenditure Object	Actual 2012-13	Actual 2013-14	CAO Recommended 2014-15	Adopted by the Board of Supervisors 2014-15
1	2	3	4	5
FINES AND FORFEITURES	$ 122,591	$ 23,855	$ 18,000	$ 18,000
TOTAL REVENUE	**$ 122,591**	**$ 23,855**	**$ 18,000**	**$ 18,000**
OTHER FINANCING USES	$ 130,000	$ 130,000	$ 76,027	$ 76,027
TOTAL EXPENDITURES/APPROPRIATIONS	**$ 130,000**	**$ 130,000**	**$ 76,027**	**$ 76,027**
NET COST	**$ (7,409)**	**$ (106,145)**	**$ (58,027)**	**$ (58,027)**

State Controller Schedules County Budget Act January 2010 Edition, revision #1	COUNTY OF KERN Detail of Financing Sources and Financing Uses Governmental Funds Fiscal Year 2014-15	Schedule 9

Budget Unit **2187-DA-COURT ORDERED PENALTIES**
Function **PUBLIC PROTECTION**
Activity **JUDICIAL**

Detail by Revenue Category and Expenditure Object	Actual 2012-13	Actual 2013-14	CAO Recommended 2014-15	Adopted by the Board of Supervisors 2014-15
1	2	3	4	5
FINES AND FORFEITURES	$ 274,592	$ 172,200	$ 50,000	$ 50,000
TOTAL REVENUE	**$ 274,592**	**$ 172,200**	**$ 50,000**	**$ 50,000**
OTHER FINANCING USES	$ 250,000	$ 300,000	$ 250,000	$ 250,000
TOTAL EXPENDITURES/APPROPRIATIONS	**$ 250,000**	**$ 300,000**	**$ 250,000**	**$ 250,000**
NET COST	**$ 24,592**	**$ (127,800)**	**$ (200,000)**	**$ (200,000)**

State Controller Schedules County Budget Act January 2010 Edition, revision #1	COUNTY OF KERN Detail of Financing Sources and Financing Uses Governmental Funds Fiscal Year 2014-15	Schedule 9

Budget Unit **2190-PUBLIC DEFENDER**
Function **PUBLIC PROTECTION**
Activity **JUDICIAL**

Detail by Revenue Category and Expenditure Object	Actual 2012-13	Actual 2013-14	CAO Recommended 2014-15	Adopted by the Board of Supervisors 2014-15
1	2	3	4	5
INTERGOVERNMENTAL	$ 1,245,784	$ 1,122,330	$ 1,092,647	$ 1,092,647
CHARGES FOR SERVICES	790,197	743,436	495,000	495,000
MISCELLANEOUS	87	15		
OTHER FINANCING SOURCES	4,438,209	5,565,169	5,499,476	5,499,476
TOTAL REVENUE	**$ 6,474,277**	**$ 7,430,950**	**$ 7,087,123**	**$ 7,087,123**
SALARIES & EMPLOYEE BENEFITS	$ 13,160,323	$ 14,012,873	$ 14,695,084	$ 14,695,084
SERVICES & SUPPLIES	565,281	697,785	1,117,037	1,117,037
OTHER CHARGES			259	259
CAPITAL ASSETS		5,979		
OTHER FINANCING USES			833,007	833,007
TOTAL EXPENDITURES/APPROPRIATIONS	**$ 13,725,604**	**$ 14,716,637**	**$ 16,645,387**	**$ 16,645,387**
NET COST	**$ (7,251,327)**	**$ (7,285,687)**	**$ (9,558,264)**	**$ (9,558,264)**

State Controller Schedules County Budget Act January 2010 Edition, revision #1	COUNTY OF KERN Detail of Financing Sources and Financing Uses Governmental Funds Fiscal Year 2014-15	Schedule 9

Budget Unit **2200-FORENSIC SCIENCES-DIV OF D.A.**
Function **PUBLIC PROTECTION**
Activity **POLICE PROTECTION**

Detail by Revenue Category and Expenditure Object	Actual 2012-13	Actual 2013-14	CAO Recommended 2014-15	Adopted by the Board of Supervisors 2014-15
1	2	3	4	5
FINES AND FORFEITURES	$ 127,647	$ 115,031	$ 120,000	$ 120,000
INTERGOVERNMENTAL	652,953	181,691	265,700	265,700
CHARGES FOR SERVICES	223,165	105,191		
MISCELLANEOUS	13,969	5,386	4,800	4,800
OTHER FINANCING SOURCES	619,087	660,823	515,968	515,968
TOTAL REVENUE	**$ 1,636,821**	**$ 1,068,122**	**$ 906,468**	**$ 906,468**
SALARIES & EMPLOYEE BENEFITS	$ 4,492,337	$ 4,381,760	$ 4,348,262	$ 4,348,262
SERVICES & SUPPLIES	1,932,196	1,458,902	2,031,889	2,031,889
OTHER CHARGES	96	111		
CAPITAL ASSETS	138,468	87,211	300,000	300,000
OTHER FINANCING USES			653,973	653,973
EXPENDITURE TRANSFERS & REIMBS	(272,584)		(1)	(1)
TOTAL EXPENDITURES/APPROPRIATIONS	**$ 6,290,513**	**$ 5,927,984**	**$ 7,334,123**	**$ 7,334,123**
NET COST	**$ (4,653,692)**	**$ (4,859,862)**	**$ (6,427,655)**	**$ (6,427,655)**

State Controller Schedules County Budget Act January 2010 Edition, revision #1	COUNTY OF KERN Detail of Financing Sources and Financing Uses Governmental Funds Fiscal Year 2014-15	Schedule 9

Budget Unit **2210-SHERIFF**
Function **PUBLIC PROTECTION**
Activity **POLICE PROTECTION**

Detail by Revenue Category and Expenditure Object	Actual 2012-13	Actual 2013-14	CAO Recommended 2014-15	Adopted by the Board of Supervisors 2014-15
1	2	3	4	5
LICENSES AND PERMITS	$ 476,437	$ 481,009	$ 480,100	$ 480,100
FINES AND FORFEITURES	18,190	15,518	17,200	17,200
INTERGOVERNMENTAL	3,486,890	3,577,605	1,683,021	1,683,021
CHARGES FOR SERVICES	12,287,388	11,359,409	11,607,264	11,607,264
MISCELLANEOUS	240,823	616,901	1,041,699	1,041,699
OTHER FINANCING SOURCES	70,789,356	79,142,353	77,854,515	77,854,515
TOTAL REVENUE	**$ 87,299,084**	**$ 95,192,795**	**$ 92,683,799**	**$ 92,683,799**
SALARIES & EMPLOYEE BENEFITS	$ 164,409,332	$ 170,408,128	$ 166,800,233	$ 166,800,233
SERVICES & SUPPLIES	25,668,903	34,059,240	34,520,553	34,520,553
OTHER CHARGES	6,863,578	5,634,095	5,960,398	5,960,398
CAPITAL ASSETS	931,500	532,093	2,515,586	2,515,586
EXPENDITURE TRANSFERS & REIMBS	(4,256)	(162,582)	(27,893)	(27,893)
TOTAL EXPENDITURES/APPROPRIATIONS	**$ 197,869,057**	**$ 210,470,974**	**$ 209,768,877**	**$ 209,768,877**
NET COST	**$ (110,569,973)**	**$ (115,278,179)**	**$ (117,085,078)**	**$ (117,085,078)**

State Controller Schedules County Budget Act January 2010 Edition, revision #1	COUNTY OF KERN Detail of Financing Sources and Financing Uses Governmental Funds Fiscal Year 2014-15	Schedule 9

Budget Unit **2211-SHER FAC TRNG FUND**
Function **PUBLIC PROTECTION**
Activity **POLICE PROTECTION**

Detail by Revenue Category and Expenditure Object	Actual 2012-13	Actual 2013-14	CAO Recommended 2014-15	Adopted by the Board of Supervisors 2014-15
1	2	3	4	5
CHARGES FOR SERVICES	$ 252,142	$ 255,845	$ 250,000	$ 250,000
TOTAL REVENUE	**$ 252,142**	**$ 255,845**	**$ 250,000**	**$ 250,000**
OTHER FINANCING USES	$ 215,000	$ 200,000	$ 250,000	$ 250,000
TOTAL EXPENDITURES/APPROPRIATIONS	**$ 215,000**	**$ 200,000**	**$ 250,000**	**$ 250,000**
NET COST	**$ 37,142**	**$ 55,845**	**$**	**$**

State Controller Schedules County Budget Act January 2010 Edition, revision #1	COUNTY OF KERN Detail of Financing Sources and Financing Uses Governmental Funds Fiscal Year 2014-15	Schedule 9

Budget Unit **2212-AUTOMATED FINGERPRINT FUND**
Function **PUBLIC PROTECTION**
Activity **POLICE PROTECTION**

Detail by Revenue Category and Expenditure Object	Actual 2012-13	Actual 2013-14	CAO Recommended 2014-15	Adopted by the Board of Supervisors 2014-15
1	2	3	4	5
FINES AND FORFEITURES	$ 282,258	$ 266,938	$ 250,000	$ 250,000
USE OF MONEY/PROPERTY	8,546	5,407	6,000	6,000
TOTAL REVENUE	**$ 290,804**	**$ 272,345**	**$ 256,000**	**$ 256,000**
OTHER FINANCING USES	$ 506,422	$ 825,383	$ 847,000	$ 847,000
TOTAL EXPENDITURES/APPROPRIATIONS	**$ 506,422**	**$ 825,383**	**$ 847,000**	**$ 847,000**
NET COST	**$ (215,618)**	**$ (553,038)**	**$ (591,000)**	**$ (591,000)**

State Controller Schedules County Budget Act January 2010 Edition, revision #1	COUNTY OF KERN Detail of Financing Sources and Financing Uses Governmental Funds Fiscal Year 2014-15	Schedule 9

Budget Unit **2214-SHERIFF'S CAL-ID TRUST FUND**
Function **PUBLIC PROTECTION**
Activity **POLICE PROTECTION**

Detail by Revenue Category and Expenditure Object	Actual 2012-13	Actual 2013-14	CAO Recommended 2014-15	Adopted by the Board of Supervisors 2014-15
1	2	3	4	5
FINES AND FORFEITURES	$ 818,639	$ 691,704	$ 675,000	$ 675,000
USE OF MONEY/PROPERTY	16,788	13,477	15,000	15,000
TOTAL REVENUE	**$ 835,427**	**$ 705,181**	**$ 690,000**	**$ 690,000**
OTHER FINANCING USES	$ 277,122	$ 1,020,267	$ 1,403,000	$ 1,403,000
TOTAL EXPENDITURES/APPROPRIATIONS	**$ 277,122**	**$ 1,020,267**	**$ 1,403,000**	**$ 1,403,000**
NET COST	**$ 558,305**	**$ (315,086)**	**$ (713,000)**	**$ (713,000)**

State Controller Schedules County Budget Act January 2010 Edition, revision #1	COUNTY OF KERN Detail of Financing Sources and Financing Uses Governmental Funds Fiscal Year 2014-15	Schedule 9

Budget Unit **2216-SHERIFF'S DRUG ABUSE GANG DIVR**
Function **PUBLIC PROTECTION**
Activity **POLICE PROTECTION**

Detail by Revenue Category and Expenditure Object	Actual 2012-13	Actual 2013-14	CAO Recommended 2014-15	Adopted by the Board of Supervisors 2014-15
1	2	3	4	5
USE OF MONEY/PROPERTY	$ 1,367	$ 892	$ 800	$ 800
OTHER FINANCING SOURCES	6,915	11,381	16,000	16,000
TOTAL REVENUE	**$ 8,282**	**$ 12,273**	**$ 16,800**	**$ 16,800**
OTHER FINANCING USES	$ 40,000	$ 40,000	$ 40,000	$ 40,000
TOTAL EXPENDITURES/APPROPRIATIONS	**$ 40,000**	**$ 40,000**	**$ 40,000**	**$ 40,000**
NET COST	**$ (31,718)**	**$ (27,727)**	**$ (23,200)**	**$ (23,200)**

State Controller Schedules County Budget Act January 2010 Edition, revision #1	COUNTY OF KERN Detail of Financing Sources and Financing Uses Governmental Funds Fiscal Year 2014-15	Schedule 9

Budget Unit **2217-SHERIFF'S TRAINING TRUST FUND**
Function **PUBLIC PROTECTION**
Activity **POLICE PROTECTION**

Detail by Revenue Category and Expenditure Object	Actual 2012-13	Actual 2013-14	CAO Recommended 2014-15	Adopted by the Board of Supervisors 2014-15
1	2	3	4	5
USE OF MONEY/PROPERTY	$ 155	$ 24	$ 50	$ 50
MISCELLANEOUS	67,777	119,612	75,000	75,000
TOTAL REVENUE	**$ 67,932**	**$ 119,636**	**$ 75,050**	**$ 75,050**
OTHER FINANCING USES	$ 81,000	$ 91,000	$ 75,000	$ 75,000
TOTAL EXPENDITURES/APPROPRIATIONS	**$ 81,000**	**$ 91,000**	**$ 75,000**	**$ 75,000**
NET COST	**$ (13,068)**	**$ 28,636**	**$ 50**	**$ 50**

State Controller Schedules County Budget Act January 2010 Edition, revision #1	COUNTY OF KERN Detail of Financing Sources and Financing Uses Governmental Funds Fiscal Year 2014-15	Schedule 9

Budget Unit **2218-SHERIFF-WORK RELEASE TRUST**
Function **PUBLIC PROTECTION**
Activity **POLICE PROTECTION**

Detail by Revenue Category and Expenditure Object	Actual 2012-13	Actual 2013-14	CAO Recommended 2014-15	Adopted by the Board of Supervisors 2014-15
1	2	3	4	5
USE OF MONEY/PROPERTY	$ 1,557	$ 408	$ 405	$ 405
MISCELLANEOUS	466,452	469,472	470,000	470,000
TOTAL REVENUE	**$ 468,009**	**$ 469,880**	**$ 470,405**	**$ 470,405**
OTHER FINANCING USES	$ 720,000	$ 486,025	$ 475,000	$ 475,000
TOTAL EXPENDITURES/APPROPRIATIONS	**$ 720,000**	**$ 486,025**	**$ 475,000**	**$ 475,000**
NET COST	**$ (251,991)**	**$ (16,145)**	**$ (4,595)**	**$ (4,595)**

State Controller Schedules County Budget Act January 2010 Edition, revision #1	COUNTY OF KERN Detail of Financing Sources and Financing Uses Governmental Funds Fiscal Year 2014-15	Schedule 9

Budget Unit **2219-SHERIFF-STATE FORFEITURE TRUST**
Function **PUBLIC PROTECTION**
Activity **POLICE PROTECTION**

Detail by Revenue Category and Expenditure Object	Actual 2012-13	Actual 2013-14	CAO Recommended 2014-15	Adopted by the Board of Supervisors 2014-15
1	2	3	4	5
FINES AND FORFEITURES	$ 57,545	$ 94,513	$ 60,000	$ 60,000
TOTAL REVENUE	**$ 57,545**	**$ 94,513**	**$ 60,000**	**$ 60,000**
OTHER FINANCING USES	$ 6,915	$ 60,881	$ 28,500	$ 28,500
TOTAL EXPENDITURES/APPROPRIATIONS	**$ 6,915**	**$ 60,881**	**$ 28,500**	**$ 28,500**
NET COST	**$ 50,630**	**$ 33,632**	**$ 31,500**	**$ 31,500**

State Controller Schedules County Budget Act January 2010 Edition, revision #1	COUNTY OF KERN Detail of Financing Sources and Financing Uses Governmental Funds Fiscal Year 2014-15	Schedule 9

Budget Unit **2220-SHERIFF'S CIVIL AUTOMATED TRST**
Function **PUBLIC PROTECTION**
Activity **POLICE PROTECTION**

Detail by Revenue Category and Expenditure Object	Actual 2012-13	Actual 2013-14	CAO Recommended 2014-15	Adopted by the Board of Supervisors 2014-15
1	2	3	4	5
USE OF MONEY/PROPERTY	$ 4,778	$ 4,186	$ 5,000	$ 5,000
CHARGES FOR SERVICES	192,829	154,760	170,000	170,000
TOTAL REVENUE	**$ 197,607**	**$ 158,946**	**$ 175,000**	**$ 175,000**
OTHER FINANCING USES	$ 38,641	$ 290,893	$ 198,000	$ 198,000
TOTAL EXPENDITURES/APPROPRIATIONS	**$ 38,641**	**$ 290,893**	**$ 198,000**	**$ 198,000**
NET COST	**$ 158,966**	**$ (131,947)**	**$ (23,000)**	**$ (23,000)**

State Controller Schedules County Budget Act January 2010 Edition, revision #1	COUNTY OF KERN Detail of Financing Sources and Financing Uses Governmental Funds Fiscal Year 2014-15	Schedule 9

Budget Unit **2221-SHERIFFS FIREARMS TRUST FUND**
Function **PUBLIC PROTECTION**
Activity **POLICE PROTECTION**

Detail by Revenue Category and Expenditure Object	Actual 2012-13	Actual 2013-14	CAO Recommended 2014-15	Adopted by the Board of Supervisors 2014-15
1	2	3	4	5
USE OF MONEY/PROPERTY	$ 411	$ 269	$ 350	$ 350
MISCELLANEOUS	8,461	3,767	6,000	6,000
TOTAL REVENUE	**$ 8,872**	**$ 4,036**	**$ 6,350**	**$ 6,350**
OTHER FINANCING USES	$ 17,700	$ 5,000	$ 50,000	$ 50,000
TOTAL EXPENDITURES/APPROPRIATIONS	**$ 17,700**	**$ 5,000**	**$ 50,000**	**$ 50,000**
NET COST	**$ (8,828)**	**$ (964)**	**$ (43,650)**	**$ (43,650)**

State Controller Schedules County Budget Act January 2010 Edition, revision #1	COUNTY OF KERN Detail of Financing Sources and Financing Uses Governmental Funds Fiscal Year 2014-15	Schedule 9

Budget Unit **2222-SHERIFF-JUDGEMENT DEBTORS FEE**
Function **PUBLIC PROTECTION**
Activity **POLICE PROTECTION**

Detail by Revenue Category and Expenditure Object	Actual 2012-13	Actual 2013-14	CAO Recommended 2014-15	Adopted by the Board of Supervisors 2014-15
1	2	3	4	5
CHARGES FOR SERVICES	$ 211,988	$ 191,770	$ 200,000	$ 200,000
TOTAL REVENUE	**$ 211,988**	**$ 191,770**	**$ 200,000**	**$ 200,000**
OTHER FINANCING USES	$ 137,026	$ 570,173	$ 172,650	$ 172,650
TOTAL EXPENDITURES/APPROPRIATIONS	**$ 137,026**	**$ 570,173**	**$ 172,650**	**$ 172,650**
NET COST	**$ 74,962**	**$ (378,403)**	**$ 27,350**	**$ 27,350**

State Controller Schedules County Budget Act January 2010 Edition, revision #1	COUNTY OF KERN Detail of Financing Sources and Financing Uses Governmental Funds Fiscal Year 2014-15	Schedule 9

Budget Unit **2223-SHERIFF'S COMM RESOURCES TRUST**
Function **PUBLIC PROTECTION**
Activity **POLICE PROTECTION**

Detail by Revenue Category and Expenditure Object	Actual 2012-13	Actual 2013-14	CAO Recommended 2014-15	Adopted by the Board of Supervisors 2014-15
1	2	3	4	5
USE OF MONEY/PROPERTY	$ 419	$ 181	$ 200	$ 200
NON-REVENUE RECEIPTS		275		
TOTAL REVENUE	**$ 419**	**$ 456**	**$ 200**	**$ 200**
OTHER FINANCING USES	$ 35,321	$ 14,000	$ 16,000	$ 16,000
TOTAL EXPENDITURES/APPROPRIATIONS	**$ 35,321**	**$ 14,000**	**$ 16,000**	**$ 16,000**
NET COST	**$ (34,902)**	**$ (13,544)**	**$ (15,800)**	**$ (15,800)**

State Controller Schedules County Budget Act January 2010 Edition, revision #1	COUNTY OF KERN Detail of Financing Sources and Financing Uses Governmental Funds Fiscal Year 2014-15	Schedule 9

Budget Unit **2224-SHERIFF'S VOLUNTEER SERV GRP**
Function **PUBLIC PROTECTION**
Activity **POLICE PROTECTION**

Detail by Revenue Category and Expenditure Object	Actual 2012-13	Actual 2013-14	CAO Recommended 2014-15	Adopted by the Board of Supervisors 2014-15
1	2	3	4	5
MISCELLANEOUS	$ 13,258	$ 8,693	$ 11,000	$ 11,000
TOTAL REVENUE	**$ 13,258**	**$ 8,693**	**$ 11,000**	**$ 11,000**
OTHER FINANCING USES	$ 8,493	$ 5,645	$ 10,000	$ 10,000
TOTAL EXPENDITURES/APPROPRIATIONS	**$ 8,493**	**$ 5,645**	**$ 10,000**	**$ 10,000**
NET COST	**$ 4,765**	**$ 3,048**	**$ 1,000**	**$ 1,000**

State Controller Schedules County Budget Act January 2010 Edition, revision #1	COUNTY OF KERN Detail of Financing Sources and Financing Uses Governmental Funds Fiscal Year 2014-15	Schedule 9

Budget Unit **2225-SHER-CONTROLLED SUBTANCE TRST**
Function **PUBLIC PROTECTION**
Activity **POLICE PROTECTION**

Detail by Revenue Category and Expenditure Object	Actual 2012-13	Actual 2013-14	CAO Recommended 2014-15	Adopted by the Board of Supervisors 2014-15
1	2	3	4	5
FINES AND FORFEITURES	$ 32,977	$ 94,983	$ 300,000	$ 300,000
USE OF MONEY/PROPERTY	5,887	2,857	4,000	4,000
TOTAL REVENUE	**$ 38,864**	**$ 97,840**	**$ 304,000**	**$ 304,000**
OTHER FINANCING USES	$ 403,546	$ 440,666	$ 438,089	$ 438,089
TOTAL EXPENDITURES/APPROPRIATIONS	**$ 403,546**	**$ 440,666**	**$ 438,089**	**$ 438,089**
NET COST	**$ (364,682)**	**$ (342,826)**	**$ (134,089)**	**$ (134,089)**

State Controller Schedules County Budget Act January 2010 Edition, revision #1	COUNTY OF KERN Detail of Financing Sources and Financing Uses Governmental Funds Fiscal Year 2014-15	Schedule 9

Budget Unit **2228-CAL-MMET-STATE ASSET FOREIT**
Function **PUBLIC PROTECTION**
Activity **POLICE PROTECTION**

Detail by Revenue Category and Expenditure Object	Actual 2012-13	Actual 2013-14	CAO Recommended 2014-15	Adopted by the Board of Supervisors 2014-15
1	2	3	4	5
FINES AND FORFEITURES	$ 211,462	$ 56,908	$ 40,000	$ 40,000
USE OF MONEY/PROPERTY	4,811	3,554	4,000	4,000
TOTAL REVENUE	**$ 216,273**	**$ 60,462**	**$ 44,000**	**$ 44,000**
OTHER FINANCING USES	$ 252,636	$ 58,434	$ 290,000	$ 290,000
TOTAL EXPENDITURES/APPROPRIATIONS	**$ 252,636**	**$ 58,434**	**$ 290,000**	**$ 290,000**
NET COST	**$ (36,363)**	**$ 2,028**	**$ (246,000)**	**$ (246,000)**

State Controller Schedules County Budget Act January 2010 Edition, revision #1	COUNTY OF KERN Detail of Financing Sources and Financing Uses Governmental Funds Fiscal Year 2014-15	Schedule 9

Budget Unit **2230-INMATE WELF-SHER CORRECTION FC**
Function **PUBLIC PROTECTION**
Activity **POLICE PROTECTION**

Detail by Revenue Category and Expenditure Object	Actual 2012-13	Actual 2013-14	CAO Recommended 2014-15	Adopted by the Board of Supervisors 2014-15
1	2	3	4	5
USE OF MONEY/PROPERTY	$ 34,154	$ 18,994	$ 20,000	$ 20,000
MISCELLANEOUS	2,667,211	4,058,381	4,000,000	4,000,000
TOTAL REVENUE	**$ 2,701,365**	**$ 4,077,375**	**$ 4,020,000**	**$ 4,020,000**
OTHER FINANCING USES	$ 3,627,991	$ 4,109,958	$ 6,061,953	$ 6,061,953
TOTAL EXPENDITURES/APPROPRIATIONS	**$ 3,627,991**	**$ 4,109,958**	**$ 6,061,953**	**$ 6,061,953**
NET COST	**$ (926,626)**	**$ (32,583)**	**$ (2,041,953)**	**$ (2,041,953)**

State Controller Schedules County Budget Act January 2010 Edition, revision #1	COUNTY OF KERN Detail of Financing Sources and Financing Uses Governmental Funds Fiscal Year 2014-15	Schedule 9

Budget Unit **2300-COUNTY LOCAL REVENUE FUND 2011**
Function **PUBLIC PROTECTION**
Activity **POLICE PROTECTION**

Detail by Revenue Category and Expenditure Object	Actual 2012-13	Actual 2013-14	CAO Recommended 2014-15	Adopted by the Board of Supervisors 2014-15
1	2	3	4	5
INTERGOVERNMENTAL	$ 51,217,501	$ 70,958,117	$ 55,664,367	$ 55,664,367
OTHER FINANCING SOURCES	200,000			
TOTAL REVENUE	**$ 51,417,501**	**$ 70,958,117**	**$ 55,664,367**	**$ 55,664,367**
SERVICES & SUPPLIES	$ 274,962	$ 613,690	$ 712,111	$ 712,111
OTHER CHARGES	1,856,339	2,017,036	1,790,941	1,790,941
OTHER FINANCING USES	50,315,914	59,085,039	57,660,625	57,660,625
TOTAL EXPENDITURES/APPROPRIATIONS	**$ 52,447,215**	**$ 61,715,765**	**$ 60,163,677**	**$ 60,163,677**
NET COST	**$ (1,029,714)**	**$ 9,242,352**	**$ (4,499,310)**	**$ (4,499,310)**

State Controller Schedules County Budget Act January 2010 Edition, revision #1	COUNTY OF KERN Detail of Financing Sources and Financing Uses Governmental Funds Fiscal Year 2014-15	Schedule 9

Budget Unit **2340-PROBATION**
Function **PUBLIC PROTECTION**
Activity **DETENTION & CORRECTION**

Detail by Revenue Category and Expenditure Object	Actual 2012-13	Actual 2013-14	CAO Recommended 2014-15	Adopted by the Board of Supervisors 2014-15
1	2	3	4	5
FINES AND FORFEITURES	$ 1,286	$ 1,453	$ 1,750	$ 1,750
USE OF MONEY/PROPERTY	9,634	9,795	9,800	9,800
INTERGOVERNMENTAL	11,442,503	7,806,268	8,180,908	8,180,908
CHARGES FOR SERVICES	1,552,146	1,435,286	1,412,267	1,412,267
MISCELLANEOUS	22,765	145,738	26,000	26,000
OTHER FINANCING SOURCES	34,550,013	35,664,974	39,911,279	39,911,279
TOTAL REVENUE	**$ 47,578,347**	**$ 45,063,514**	**$ 49,542,004**	**$ 49,542,004**
SALARIES & EMPLOYEE BENEFITS	$ 63,297,044	$ 67,969,205	$ 71,294,208	$ 71,294,208
SERVICES & SUPPLIES	8,153,670	7,952,309	9,717,195	9,717,195
OTHER CHARGES	443,520	868,099	936,953	936,953
CAPITAL ASSETS	558,148	5,182		
OTHER FINANCING USES	54,481		1,496,895	1,496,895
EXPENDITURE TRANSFERS & REIMBS	(2,669)	(2,806)	(2,500)	(2,500)
TOTAL EXPENDITURES/APPROPRIATIONS	**$ 72,504,194**	**$ 76,791,989**	**$ 83,442,751**	**$ 83,442,751**
NET COST	**$ (24,925,847)**	**$ (31,728,475)**	**$ (33,900,747)**	**$ (33,900,747)**

State Controller Schedules County Budget Act January 2010 Edition, revision #1	COUNTY OF KERN Detail of Financing Sources and Financing Uses Governmental Funds Fiscal Year 2014-15	Schedule 9

Budget Unit **2341-PROBATION TRAINING FUND**
Function **PUBLIC PROTECTION**
Activity **DETENTION & CORRECTION**

Detail by Revenue Category and Expenditure Object	Actual 2012-13	Actual 2013-14	CAO Recommended 2014-15	Adopted by the Board of Supervisors 2014-15
1	2	3	4	5
INTERGOVERNMENTAL	$ 283,961	$ 280,081	$ 290,125	$ 290,125
TOTAL REVENUE	**$ 283,961**	**$ 280,081**	**$ 290,125**	**$ 290,125**
OTHER FINANCING USES	$ 248,388	$ 273,350	$ 290,125	$ 290,125
TOTAL EXPENDITURES/APPROPRIATIONS	**$ 248,388**	**$ 273,350**	**$ 290,125**	**$ 290,125**
NET COST	**$ 35,573**	**$ 6,731**	**$**	**$**

State Controller Schedules County Budget Act January 2010 Edition, revision #1	COUNTY OF KERN Detail of Financing Sources and Financing Uses Governmental Funds Fiscal Year 2014-15	Schedule 9

Budget Unit **2342-PROBATION DJJ REALIGNMENT FUND**
Function **PUBLIC PROTECTION**
Activity **DETENTION & CORRECTION**

Detail by Revenue Category and Expenditure Object	Actual 2012-13	Actual 2013-14	CAO Recommended 2014-15	Adopted by the Board of Supervisors 2014-15
1	2	3	4	5
USE OF MONEY/PROPERTY	$ 8,431	$ 8,403	$ 6,500	$ 6,500
OTHER FINANCING SOURCES	3,417,896	3,967,272	3,892,260	3,892,260
TOTAL REVENUE	**$ 3,426,327**	**$ 3,975,675**	**$ 3,898,760**	**$ 3,898,760**
OTHER FINANCING USES	$ 3,735,585	$ 3,200,000	$ 3,973,771	$ 3,973,771
TOTAL EXPENDITURES/APPROPRIATIONS	**$ 3,735,585**	**$ 3,200,000**	**$ 3,973,771**	**$ 3,973,771**
NET COST	**$ (309,258)**	**$ 775,675**	**$ (75,011)**	**$ (75,011)**

State Controller Schedules County Budget Act January 2010 Edition, revision #1	COUNTY OF KERN Detail of Financing Sources and Financing Uses Governmental Funds Fiscal Year 2014-15	Schedule 9

Budget Unit **2343-PROBATION ASSET FORFEITURE TR**
Function **PUBLIC PROTECTION**
Activity **DETENTION & CORRECTION**

Detail by Revenue Category and Expenditure Object	Actual 2012-13	Actual 2013-14	CAO Recommended 2014-15	Adopted by the Board of Supervisors 2014-15
1	2	3	4	5
FINES AND FORFEITURES	$ 10,719	$ 1,662	$	$
USE OF MONEY/PROPERTY	309	286	400	400
TOTAL REVENUE	**$ 11,028**	**$ 1,948**	**$ 400**	**$ 400**
CAPITAL ASSETS	$	$	$	$
TOTAL EXPENDITURES/APPROPRIATIONS	**$**	**$**	**$**	**$**
NET COST	**$ 11,028**	**$ 1,948**	**$ 400**	**$ 400**

State Controller Schedules County Budget Act January 2010 Edition, revision #1	COUNTY OF KERN Detail of Financing Sources and Financing Uses Governmental Funds Fiscal Year 2014-15	Schedule 9

Budget Unit **2344-JUVENILE INMATE WELFARE FUND**
Function **PUBLIC PROTECTION**
Activity **DETENTION & CORRECTION**

Detail by Revenue Category and Expenditure Object	Actual 2012-13	Actual 2013-14	CAO Recommended 2014-15	Adopted by the Board of Supervisors 2014-15
1	2	3	4	5
USE OF MONEY/PROPERTY	$ 15,700	$ 15,643	$ 14,600	$ 14,600
TOTAL REVENUE	**$ 15,700**	**$ 15,643**	**$ 14,600**	**$ 14,600**
OTHER FINANCING USES	$	$	$ 50,000	$ 50,000
TOTAL EXPENDITURES/APPROPRIATIONS	**$**	**$**	**$ 50,000**	**$ 50,000**
NET COST	**$ 15,700**	**$ 15,643**	**$ (35,400)**	**$ (35,400)**

State Controller Schedules County Budget Act January 2010 Edition, revision #1	COUNTY OF KERN Detail of Financing Sources and Financing Uses Governmental Funds Fiscal Year 2014-15	Schedule 9

Budget Unit **2346-COMM CORR PERFORMNCE-INCENTIVE**
Function **PUBLIC PROTECTION**
Activity **DETENTION & CORRECTION**

Detail by Revenue Category and Expenditure Object	Actual 2012-13	Actual 2013-14	CAO Recommended 2014-15	Adopted by the Board of Supervisors 2014-15
1	2	3	4	5
USE OF MONEY/PROPERTY	$ 1,897	$ 178	$ 864	$ 864
INTERGOVERNMENTAL	200,000	200,000		
TOTAL REVENUE	**$ 201,897**	**$ 200,178**	**$ 864**	**$ 864**
OTHER FINANCING USES	$ 200,000	$	$ 201,135	$ 201,135
TOTAL EXPENDITURES/APPROPRIATIONS	**$ 200,000**	**$**	**$ 201,135**	**$ 201,135**
NET COST	**$ 1,897**	**$ 200,178**	**$ (200,271)**	**$ (200,271)**

State Controller Schedules County Budget Act January 2010 Edition, revision #1	COUNTY OF KERN Detail of Financing Sources and Financing Uses Governmental Funds Fiscal Year 2014-15	Schedule 9

Budget Unit **2415-FIRE DEPARTMENT**
Function **PUBLIC PROTECTION**
Activity **FIRE PROTECTION**

Detail by Revenue Category and Expenditure Object	Actual 2012-13	Actual 2013-14	CAO Recommended 2014-15	Adopted by the Board of Supervisors 2014-15
1	2	3	4	5
LICENSES AND PERMITS	$ 446,305	$ 641,102	$ 350,000	$ 350,000
FINES AND FORFEITURES	1,210	7,412	30,000	30,000
USE OF MONEY/PROPERTY	(33)	6,442		
INTERGOVERNMENTAL	5,176,800	5,098,575	800,000	800,000
CHARGES FOR SERVICES	22,404,246	29,200,374	21,741,938	21,741,938
MISCELLANEOUS	15,195	85,297	402,450	402,450
OTHER FINANCING SOURCES	30,716,898	27,988,301	27,420,979	27,420,979
TOTAL REVENUE	**$ 58,760,621**	**$ 63,027,503**	**$ 50,745,367**	**$ 50,745,367**
SALARIES & EMPLOYEE BENEFITS	$ 119,074,515	$ 121,590,168	$ 122,704,907	$ 122,704,907
SERVICES & SUPPLIES	10,693,952	11,931,788	12,859,057	12,859,057
OTHER CHARGES	7,672,457	7,129,043	8,520,128	8,520,128
CAPITAL ASSETS	1,324,540	1,904,931	3,079,175	3,079,175
OTHER FINANCING USES		2,037,646		
TOTAL EXPENDITURES/APPROPRIATIONS	**$ 138,765,464**	**$ 144,593,576**	**$ 147,163,267**	**$ 147,163,267**
NET COST	**$ (80,004,843)**	**$ (81,566,073)**	**$ (96,417,900)**	**$ (96,417,900)**

State Controller Schedules County Budget Act January 2010 Edition, revision #1	COUNTY OF KERN Detail of Financing Sources and Financing Uses Governmental Funds Fiscal Year 2014-15	Schedule 9

Budget Unit **2416-CONTRIBUTION FOR FIRE**
Function **PUBLIC PROTECTION**
Activity **FIRE PROTECTION**

Detail by Revenue Category and Expenditure Object	Actual 2012-13	Actual 2013-14	CAO Recommended 2014-15	Adopted by the Board of Supervisors 2014-15
1	2	3	4	5
TOTAL REVENUE	**$**	**$**	**$**	**$**
OTHER FINANCING USES	$ 21,381,078	$ 18,993,917	$ 18,412,024	$ 18,412,024
TOTAL EXPENDITURES/APPROPRIATIONS	**$ 21,381,078**	**$ 18,993,917**	**$ 18,412,024**	**$ 18,412,024**
NET COST	**$ (21,381,078)**	**$ (18,993,917)**	**$ (18,412,024)**	**$ (18,412,024)**

State Controller Schedules County Budget Act January 2010 Edition, revision #1	COUNTY OF KERN Detail of Financing Sources and Financing Uses Governmental Funds Fiscal Year 2014-15	Schedule 9

Budget Unit **2420-FIREWORKS VIOLATIONS TRUST**
Function **PUBLIC PROTECTION**
Activity **FIRE PROTECTION**

Detail by Revenue Category and Expenditure Object	Actual 2012-13	Actual 2013-14	CAO Recommended 2014-15	Adopted by the Board of Supervisors 2014-15
1	2	3	4	5
FINES AND FORFEITURES	$ 37,190	$ 53,293	$ 25,000	$ 25,000
USE OF MONEY/PROPERTY	195	258	200	200
TOTAL REVENUE	**$ 37,385**	**$ 53,551**	**$ 25,200**	**$ 25,200**
OTHER FINANCING USES	$ 3,955	$ 25,000	$ 25,000	$ 25,000
TOTAL EXPENDITURES/APPROPRIATIONS	**$ 3,955**	**$ 25,000**	**$ 25,000**	**$ 25,000**
NET COST	**$ 33,430**	**$ 28,551**	**$ 200**	**$ 200**

State Controller Schedules County Budget Act January 2010 Edition, revision #1	COUNTY OF KERN Detail of Financing Sources and Financing Uses Governmental Funds Fiscal Year 2014-15	Schedule 9

Budget Unit **2421-FIRE DEPT DONATIONS TRUST**
Function **PUBLIC PROTECTION**
Activity **FIRE PROTECTION**

Detail by Revenue Category and Expenditure Object	Actual 2012-13	Actual 2013-14	CAO Recommended 2014-15	Adopted by the Board of Supervisors 2014-15
1	2	3	4	5
USE OF MONEY/PROPERTY	$ 460	$ 324	$ 240	$ 240
MISCELLANEOUS	3,766	3,520	3,000	3,000
TOTAL REVENUE	**$ 4,226**	**$ 3,844**	**$ 3,240**	**$ 3,240**
OTHER FINANCING USES	$ 6,000	$ 10,000	$ 26,500	$ 26,500
TOTAL EXPENDITURES/APPROPRIATIONS	**$ 6,000**	**$ 10,000**	**$ 26,500**	**$ 26,500**
NET COST	**$ (1,774)**	**$ (6,156)**	**$ (23,260)**	**$ (23,260)**

State Controller Schedules County Budget Act January 2010 Edition, revision #1	COUNTY OF KERN Detail of Financing Sources and Financing Uses Governmental Funds Fiscal Year 2014-15	Schedule 9

Budget Unit **2422-STATE FIRE TRUST FUND**
Function **PUBLIC PROTECTION**
Activity **FIRE PROTECTION**

Detail by Revenue Category and Expenditure Object	Actual 2012-13	Actual 2013-14	CAO Recommended 2014-15	Adopted by the Board of Supervisors 2014-15
1	2	3	4	5
USE OF MONEY/PROPERTY	$ 11,900	$ 12,905	$ 14,000	$ 14,000
CHARGES FOR SERVICES	202,897			
TOTAL REVENUE	**$ 214,797**	**$ 12,905**	**$ 14,000**	**$ 14,000**
OTHER FINANCING USES	$	$ 170,000	$ 1,280,000	$ 1,280,000
TOTAL EXPENDITURES/APPROPRIATIONS	**$**	**$ 170,000**	**$ 1,280,000**	**$ 1,280,000**
NET COST	**$ 214,797**	**$ (157,095)**	**$ (1,266,000)**	**$ (1,266,000)**

State Controller Schedules County Budget Act January 2010 Edition, revision #1	COUNTY OF KERN Detail of Financing Sources and Financing Uses Governmental Funds Fiscal Year 2014-15	Schedule 9

Budget Unit **2423-FIRE-HAZARD REDUCTION**
Function **PUBLIC PROTECTION**
Activity **FIRE PROTECTION**

Detail by Revenue Category and Expenditure Object	Actual 2012-13	Actual 2013-14	CAO Recommended 2014-15	Adopted by the Board of Supervisors 2014-15
1	2	3	4	5
USE OF MONEY/PROPERTY	$ 5,579	$ 2,159	$ 2,000	$ 2,000
CHARGES FOR SERVICES	399,580	333,521	300,000	300,000
TOTAL REVENUE	**$ 405,159**	**$ 335,680**	**$ 302,000**	**$ 302,000**
OTHER FINANCING USES	$ 1,002,570	$ 775,000	$ 350,000	$ 350,000
TOTAL EXPENDITURES/APPROPRIATIONS	**$ 1,002,570**	**$ 775,000**	**$ 350,000**	**$ 350,000**
NET COST	**$ (597,411)**	**$ (439,320)**	**$ (48,000)**	**$ (48,000)**

State Controller Schedules County Budget Act January 2010 Edition, revision #1	COUNTY OF KERN Detail of Financing Sources and Financing Uses Governmental Funds Fiscal Year 2014-15	Schedule 9

Budget Unit **2425-FIRE-HELICOPTER OPERATIONS**
Function **PUBLIC PROTECTION**
Activity **FIRE PROTECTION**

Detail by Revenue Category and Expenditure Object	Actual 2012-13	Actual 2013-14	CAO Recommended 2014-15	Adopted by the Board of Supervisors 2014-15
1	2	3	4	5
USE OF MONEY/PROPERTY	$ 5,157	$ 1,993	$ 20,000	$ 20,000
CHARGES FOR SERVICES	616,452	916,519	800,000	800,000
TOTAL REVENUE	**$ 621,609**	**$ 918,512**	**$ 820,000**	**$ 820,000**
OTHER FINANCING USES	$ 760,950	$ 560,000	$ 987,150	$ 987,150
TOTAL EXPENDITURES/APPROPRIATIONS	**$ 760,950**	**$ 560,000**	**$ 987,150**	**$ 987,150**
NET COST	**$ (139,341)**	**$ 358,512**	**$ (167,150)**	**$ (167,150)**

State Controller Schedules County Budget Act January 2010 Edition, revision #1	COUNTY OF KERN Detail of Financing Sources and Financing Uses Governmental Funds Fiscal Year 2014-15	Schedule 9

Budget Unit **2610-DEPT OF AG & MEASUR STANDARD**
Function **PUBLIC PROTECTION**
Activity **PROTECTIVE INSPECTION**

Detail by Revenue Category and Expenditure Object	Actual 2012-13	Actual 2013-14	CAO Recommended 2014-15	Adopted by the Board of Supervisors 2014-15
1	2	3	4	5
LICENSES AND PERMITS	$ 25,595	$ 25,175	$ 23,040	$ 23,040
FINES AND FORFEITURES	41,939	41,899	33,150	33,150
INTERGOVERNMENTAL	3,021,683	3,229,110	2,796,652	2,796,652
CHARGES FOR SERVICES	2,082,218	2,235,628	2,158,872	2,158,872
MISCELLANEOUS	816	1,750	20	20
TOTAL REVENUE	**$ 5,172,251**	**$ 5,533,562**	**$ 5,011,734**	**$ 5,011,734**
SALARIES & EMPLOYEE BENEFITS	$ 5,725,256	$ 5,734,843	$ 5,386,656	$ 5,386,656
SERVICES & SUPPLIES	840,827	1,065,060	1,008,467	1,008,467
OTHER CHARGES	169	183	2,634	2,634
OTHER FINANCING USES			705,984	705,984
TOTAL EXPENDITURES/APPROPRIATIONS	**$ 6,566,252**	**$ 6,800,086**	**$ 7,103,741**	**$ 7,103,741**
NET COST	**$ (1,394,001)**	**$ (1,266,524)**	**$ (2,092,007)**	**$ (2,092,007)**

State Controller Schedules County Budget Act January 2010 Edition, revision #1	COUNTY OF KERN Detail of Financing Sources and Financing Uses Governmental Funds Fiscal Year 2014-15	Schedule 9

Budget Unit **2620-CODE COMPLIANCE**
Function **PUBLIC PROTECTION**
Activity **PROTECTIVE INSPECTION**

Detail by Revenue Category and Expenditure Object	Actual 2012-13	Actual 2013-14	CAO Recommended 2014-15	Adopted by the Board of Supervisors 2014-15
1	2	3	4	5
CHARGES FOR SERVICES	$ 285,560	$ 344,449	$ 525,120	$ 525,120
MISCELLANEOUS	2,999	134	615	615
OTHER FINANCING SOURCES	130,639	99,983	42,000	42,000
TOTAL REVENUE	**$ 419,198**	**$ 444,566**	**$ 567,735**	**$ 567,735**
SALARIES & EMPLOYEE BENEFITS	$ 927,483	$ 1,089,822	$ 1,240,886	$ 1,240,886
SERVICES & SUPPLIES	550,028	1,082,345	649,085	649,085
OTHER CHARGES	16	171	25	25
CAPITAL ASSETS	19,862	9,504		
OTHER FINANCING USES			28,880	28,880
TOTAL EXPENDITURES/APPROPRIATIONS	**$ 1,497,389**	**$ 2,181,842**	**$ 1,918,876**	**$ 1,918,876**
NET COST	**$ (1,078,191)**	**$ (1,737,276)**	**$ (1,351,141)**	**$ (1,351,141)**

State Controller Schedules County Budget Act January 2010 Edition, revision #1	COUNTY OF KERN Detail of Financing Sources and Financing Uses Governmental Funds Fiscal Year 2014-15	Schedule 9

Budget Unit **2623-ABATEMENT COST**
Function **PUBLIC PROTECTION**
Activity **PROTECTIVE INSPECTION**

Detail by Revenue Category and Expenditure Object	Actual 2012-13	Actual 2013-14	CAO Recommended 2014-15	Adopted by the Board of Supervisors 2014-15
1	2	3	4	5
TAXES	$ 26,732	$ 62,415	$ 10,000	$ 10,000
FINES AND FORFEITURES	7,303	17,791		
CHARGES FOR SERVICES		(10)		
TOTAL REVENUE	**$ 34,035**	**$ 80,196**	**$ 10,000**	**$ 10,000**
OTHER FINANCING USES	$ 134,444	$ 99,983	$ 42,000	$ 42,000
TOTAL EXPENDITURES/APPROPRIATIONS	**$ 134,444**	**$ 99,983**	**$ 42,000**	**$ 42,000**
NET COST	**$ (100,409)**	**$ (19,787)**	**$ (32,000)**	**$ (32,000)**

State Controller Schedules County Budget Act January 2010 Edition, revision #1	COUNTY OF KERN Detail of Financing Sources and Financing Uses Governmental Funds Fiscal Year 2014-15	Schedule 9

Budget Unit **2624-APPROP FOR CONT-BUILD INSPECT**
Function **PUBLIC PROTECTION**
Activity **PROTECTIVE INSPECTION**

Detail by Revenue Category and Expenditure Object	Actual 2012-13	Actual 2013-14	CAO Recommended 2014-15	Adopted by the Board of Supervisors 2014-15
1	2	3	4	5
TOTAL REVENUE	**$**	**$**	**$**	**$**
APPROPRIATION FR CONTINGENCIES	$	$	$ 550,000	$ 550,000
TOTAL EXPENDITURES/APPROPRIATIONS	**$**	**$**	**$ 550,000**	**$ 550,000**
NET COST	**$**	**$**	**$ (550,000)**	**$ (550,000)**

State Controller Schedules County Budget Act January 2010 Edition, revision #1	COUNTY OF KERN Detail of Financing Sources and Financing Uses Governmental Funds Fiscal Year 2014-15	Schedule 9

Budget Unit **2625-BUILDING INSPECTION**
Function **PUBLIC PROTECTION**
Activity **PROTECTIVE INSPECTION**

Detail by Revenue Category and Expenditure Object	Actual 2012-13	Actual 2013-14	CAO Recommended 2014-15	Adopted by the Board of Supervisors 2014-15
1	2	3	4	5
LICENSES AND PERMITS	$ 6,527,707	$ 7,048,252	$ 5,404,000	$ 5,404,000
USE OF MONEY/PROPERTY	66,067	53,181	48,000	48,000
CHARGES FOR SERVICES	50	2,124	650	650
MISCELLANEOUS	27,708	22,249	18,260	18,260
OTHER FINANCING SOURCES	6,421	75	3,000	3,000
TOTAL REVENUE	**$ 6,627,953**	**$ 7,125,881**	**$ 5,473,910**	**$ 5,473,910**
SALARIES & EMPLOYEE BENEFITS	$ 2,901,285	$ 3,141,871	$ 4,594,890	$ 4,594,890
SERVICES & SUPPLIES	677,817	1,003,550	1,250,735	1,250,735
OTHER CHARGES	1,145,747	1,250,317	1,182,518	1,182,518
CAPITAL ASSETS	406,588	94,652	169,750	169,750
OTHER FINANCING USES	87,784			
TOTAL EXPENDITURES/APPROPRIATIONS	**$ 5,219,221**	**$ 5,490,390**	**$ 7,197,893**	**$ 7,197,893**
NET COST	**$ 1,408,732**	**$ 1,635,491**	**$ (1,723,983)**	**$ (1,723,983)**

State Controller Schedules County Budget Act January 2010 Edition, revision #1	COUNTY OF KERN Detail of Financing Sources and Financing Uses Governmental Funds Fiscal Year 2014-15	Schedule 9

Budget Unit **2626-STRONG MOT INSTRUMENTATION TR**
Function **PUBLIC PROTECTION**
Activity **PROTECTIVE INSPECTION**

Detail by Revenue Category and Expenditure Object	Actual 2012-13	Actual 2013-14	CAO Recommended 2014-15	Adopted by the Board of Supervisors 2014-15
1	2	3	4	5
LICENSES AND PERMITS	$ 92,320	$ 81,517	$ 92,438	$ 92,438
TOTAL REVENUE	**$ 92,320**	**$ 81,517**	**$ 92,438**	**$ 92,438**
SERVICES & SUPPLIES	$ 242,899	$ 109,611	$ 165,350	$ 165,350
TOTAL EXPENDITURES/APPROPRIATIONS	**$ 242,899**	**$ 109,611**	**$ 165,350**	**$ 165,350**
NET COST	**$ (150,579)**	**$ (28,094)**	**$ (72,912)**	**$ (72,912)**

State Controller Schedules County Budget Act January 2010 Edition, revision #1	COUNTY OF KERN Detail of Financing Sources and Financing Uses Governmental Funds Fiscal Year 2014-15	Schedule 9

Budget Unit **2700-RECORDER**
Function **PUBLIC PROTECTION**
Activity **OTHER PROTECTION**

Detail by Revenue Category and Expenditure Object	Actual 2012-13	Actual 2013-14	CAO Recommended 2014-15	Adopted by the Board of Supervisors 2014-15
1	2	3	4	5
LICENSES AND PERMITS	$ 3,890	$ 4,254	$ 4,000	$ 4,000
USE OF MONEY/PROPERTY	2,369	2,349	2,500	2,500
CHARGES FOR SERVICES	2,554,728	2,261,077	2,279,000	2,279,000
MISCELLANEOUS	2,153	3,030	2,590	2,590
OTHER FINANCING SOURCES	1,006,495	1,092,605	1,697,340	1,697,340
TOTAL REVENUE	**$ 3,569,635**	**$ 3,363,315**	**$ 3,985,430**	**$ 3,985,430**
SALARIES & EMPLOYEE BENEFITS	$ 1,959,499	$ 1,979,756	$ 2,105,023	$ 2,105,023
SERVICES & SUPPLIES	800,474	460,170	1,142,806	1,142,806
OTHER CHARGES	631,212	677,552	701,518	701,518
CAPITAL ASSETS	16,477		6,200	6,200
TOTAL EXPENDITURES/APPROPRIATIONS	**$ 3,407,662**	**$ 3,117,478**	**$ 3,955,547**	**$ 3,955,547**
NET COST	**$ 161,973**	**$ 245,837**	**$ 29,883**	**$ 29,883**

State Controller Schedules County Budget Act January 2010 Edition, revision #1	COUNTY OF KERN Detail of Financing Sources and Financing Uses Governmental Funds Fiscal Year 2014-15	Schedule 9

Budget Unit **2701-APPROP FOR CONT-RECORDER**
Function **PUBLIC PROTECTION**
Activity **OTHER PROTECTION**

Detail by Revenue Category and Expenditure Object	Actual 2012-13	Actual 2013-14	CAO Recommended 2014-15	Adopted by the Board of Supervisors 2014-15
1	2	3	4	5
TOTAL REVENUE	**$**	**$**	**$**	**$**
APPROPRIATION FR CONTINGENCIES	$	$	$ 548,946	$ 548,946
TOTAL EXPENDITURES/APPROPRIATIONS	**$**	**$**	**$ 548,946**	**$ 548,946**
NET COST	**$**	**$**	**$ (548,946)**	**$ (548,946)**

State Controller Schedules County Budget Act January 2010 Edition, revision #1	COUNTY OF KERN Detail of Financing Sources and Financing Uses Governmental Funds Fiscal Year 2014-15	Schedule 9

Budget Unit **2705-RECORDER**
Function **PUBLIC PROTECTION**
Activity **OTHER PROTECTION**

Detail by Revenue Category and Expenditure Object	Actual 2012-13	Actual 2013-14	CAO Recommended 2014-15	Adopted by the Board of Supervisors 2014-15
1	2	3	4	5
CHARGES FOR SERVICES	$ 534,755	$ 406,242	$ 450,000	$ 450,000
TOTAL REVENUE	**$ 534,755**	**$ 406,242**	**$ 450,000**	**$ 450,000**
OTHER FINANCING USES	$ 530,266	$ 424,055	$ 450,000	$ 450,000
TOTAL EXPENDITURES/APPROPRIATIONS	**$ 530,266**	**$ 424,055**	**$ 450,000**	**$ 450,000**
NET COST	**$ 4,489**	**$ (17,813)**	**$**	**$**

State Controller Schedules County Budget Act January 2010 Edition, revision #1	COUNTY OF KERN Detail of Financing Sources and Financing Uses Governmental Funds Fiscal Year 2014-15	Schedule 9

Budget Unit **2706-RECORDERS FEE FUND**
Function **PUBLIC PROTECTION**
Activity **OTHER PROTECTION**

Detail by Revenue Category and Expenditure Object	Actual 2012-13	Actual 2013-14	CAO Recommended 2014-15	Adopted by the Board of Supervisors 2014-15
1	2	3	4	5
CHARGES FOR SERVICES	$ 779,407	$ 633,522	$ 643,653	$ 643,653
OTHER FINANCING SOURCES	25,010	25,025		
TOTAL REVENUE	**$ 804,417**	**$ 658,547**	**$ 643,653**	**$ 643,653**
OTHER FINANCING USES	$ 1,276,868	$ 553,036	$ 1,128,723	$ 1,128,723
TOTAL EXPENDITURES/APPROPRIATIONS	**$ 1,276,868**	**$ 553,036**	**$ 1,128,723**	**$ 1,128,723**
NET COST	**$ (472,451)**	**$ 105,511**	**$ (485,070)**	**$ (485,070)**

State Controller Schedules County Budget Act January 2010 Edition, revision #1	COUNTY OF KERN Detail of Financing Sources and Financing Uses Governmental Funds Fiscal Year 2014-15	Schedule 9

Budget Unit **2707-MICROGRAPHICS/RECORDER FUND**
Function **PUBLIC PROTECTION**
Activity **OTHER PROTECTION**

Detail by Revenue Category and Expenditure Object	Actual 2012-13	Actual 2013-14	CAO Recommended 2014-15	Adopted by the Board of Supervisors 2014-15
1	2	3	4	5
CHARGES FOR SERVICES	$ 160,711	$ 353	$ 5	$ 5
OTHER FINANCING SOURCES	10			
TOTAL REVENUE	**$ 160,721**	**$ 353**	**$ 5**	**$ 5**
OTHER FINANCING USES	$ 70,590	$ 60,388	$ 80,000	$ 80,000
TOTAL EXPENDITURES/APPROPRIATIONS	**$ 70,590**	**$ 60,388**	**$ 80,000**	**$ 80,000**
NET COST	**$ 90,131**	**$ (60,035)**	**$ (79,995)**	**$ (79,995)**

State Controller Schedules County Budget Act January 2010 Edition, revision #1	COUNTY OF KERN Detail of Financing Sources and Financing Uses Governmental Funds Fiscal Year 2014-15	Schedule 9

Budget Unit **2708-RECORDER'S MODERNIZATION TRUST**
Function **PUBLIC PROTECTION**
Activity **OTHER PROTECTION**

Detail by Revenue Category and Expenditure Object	Actual 2012-13	Actual 2013-14	CAO Recommended 2014-15	Adopted by the Board of Supervisors 2014-15
1	2	3	4	5
USE OF MONEY/PROPERTY	$ 2,210	$ 1,471	$ 2,600	$ 2,600
CHARGES FOR SERVICES	189,045	159,442	164,300	164,300
OTHER FINANCING SOURCES	10	18	15	15
TOTAL REVENUE	**$ 191,265**	**$ 160,931**	**$ 166,915**	**$ 166,915**
OTHER CHARGES	$ 88,522	$ 82,986	$ 100,000	$ 100,000
OTHER FINANCING USES	147,053	133,672	152,000	152,000
TOTAL EXPENDITURES/APPROPRIATIONS	**$ 235,575**	**$ 216,658**	**$ 252,000**	**$ 252,000**
NET COST	**$ (44,310)**	**$ (55,727)**	**$ (85,085)**	**$ (85,085)**

State Controller Schedules County Budget Act January 2010 Edition, revision #1	COUNTY OF KERN Detail of Financing Sources and Financing Uses Governmental Funds Fiscal Year 2014-15	Schedule 9

Budget Unit **2709-RECORDERS SSN TRUNCATION**
Function **PUBLIC PROTECTION**
Activity **OTHER PROTECTION**

Detail by Revenue Category and Expenditure Object	Actual 2012-13	Actual 2013-14	CAO Recommended 2014-15	Adopted by the Board of Supervisors 2014-15
1	2	3	4	5
CHARGES FOR SERVICES	$ 160,724	$ 353	$ 5	$ 5
OTHER FINANCING SOURCES	10			
TOTAL REVENUE	**$ 160,734**	**$ 353**	**$ 5.00**	**$ 5.00**
OTHER FINANCING USES	$ 26,625	$ 40,750	$ 41,767	$ 41,767
TOTAL EXPENDITURES/APPROPRIATIONS	**$ 26,625**	**$ 40,750**	**$ 41,767**	**$ 41,767**
NET COST	**$ 134,109**	**$ (40,397)**	**$ (41,762)**	**$ (41,762)**

State Controller Schedules County Budget Act January 2010 Edition, revision #1	COUNTY OF KERN Detail of Financing Sources and Financing Uses Governmental Funds Fiscal Year 2014-15	Schedule 9

Budget Unit **2730-RESOURCE MANAGEMENT AGENCY-ADM**
Function **PUBLIC PROTECTION**
Activity **OTHER PROTECTION**

Detail by Revenue Category and Expenditure Object	Actual 2012-13	Actual 2013-14	CAO Recommended 2014-15	Adopted by the Board of Supervisors 2014-15
1	2	3	4	5
CHARGES FOR SERVICES	$ 767,479	$ 782,770	$ 836,528	$ 836,528
MISCELLANEOUS	410	3		
TOTAL REVENUE	**$ 767,889**	**$ 782,773**	**$ 836,528**	**$ 836,528**
SALARIES & EMPLOYEE BENEFITS	$ 1,370,076	$ 1,434,485	$ 1,366,980	$ 1,366,980
SERVICES & SUPPLIES	60,503	70,123	75,662	75,662
OTHER CHARGES	26,602	18,724	19,595	19,595
CAPITAL ASSETS		13,204	50,000	50,000
OTHER FINANCING USES			138,274	138,274
EXPENDITURE TRANSFERS & REIMBS	(280,047)	(356,052)	(273,753)	(273,753)
TOTAL EXPENDITURES/APPROPRIATIONS	**$ 1,177,134**	**$ 1,180,484**	**$ 1,376,758**	**$ 1,376,758**
NET COST	**$ (409,245)**	**$ (397,711)**	**$ (540,230)**	**$ (540,230)**

State Controller Schedules County Budget Act January 2010 Edition, revision #1	COUNTY OF KERN Detail of Financing Sources and Financing Uses Governmental Funds Fiscal Year 2014-15	Schedule 9

Budget Unit **2740-WILDLIFE RESOURCES**
Function **PUBLIC PROTECTION**
Activity **OTHER PROTECTION**

Detail by Revenue Category and Expenditure Object	Actual 2012-13	Actual 2013-14	CAO Recommended 2014-15	Adopted by the Board of Supervisors 2014-15
1	2	3	4	5
FINES AND FORFEITURES	$ 10,314	$ 9,436	$ 8,000	$ 8,000
TOTAL REVENUE	**$ 10,314**	**$ 9,436**	**$ 8,000**	**$ 8,000**
SERVICES & SUPPLIES	$ 676	$ 503	$ 3,215	$ 3,215
OTHER CHARGES	3,055	5,964	14,800	14,800
TOTAL EXPENDITURES/APPROPRIATIONS	**$ 3,731**	**$ 6,467**	**$ 18,015**	**$ 18,015**
NET COST	**$ 6,583**	**$ 2,969**	**$ (10,015)**	**$ (10,015)**

State Controller Schedules County Budget Act January 2010 Edition, revision #1	COUNTY OF KERN Detail of Financing Sources and Financing Uses Governmental Funds Fiscal Year 2014-15	Schedule 9

Budget Unit **2750-PLANNING**
Function **PUBLIC PROTECTION**
Activity **OTHER PROTECTION**

Detail by Revenue Category and Expenditure Object	Actual 2012-13	Actual 2013-14	CAO Recommended 2014-15	Adopted by the Board of Supervisors 2014-15
1	2	3	4	5
LICENSES AND PERMITS	$ 403,705	$ 422,430	$ 399,680	$ 399,680
FINES AND FORFEITURES	7,598	6,900	10,000	10,000
INTERGOVERNMENTAL	201,477		200,000	200,000
CHARGES FOR SERVICES	3,322,814	4,992,753	4,268,960	4,268,960
MISCELLANEOUS	29,767	57,011	36,100	36,100
OTHER FINANCING SOURCES	226,594	244,757	1,139,394	1,139,394
TOTAL REVENUE	**$ 4,191,955**	**$ 5,723,851**	**$ 6,054,134**	**$ 6,054,134**
SALARIES & EMPLOYEE BENEFITS	$ 3,693,624	$ 4,251,530	$ 4,351,391	$ 4,351,391
SERVICES & SUPPLIES	3,077,230	4,344,002	4,782,786	4,782,786
OTHER CHARGES	9,798	194,461	575,000	575,000
OTHER FINANCING USES			391,477	391,477
EXPENDITURE TRANSFERS & REIMBS	(9,104)	(41,412)	(46,414)	(46,414)
TOTAL EXPENDITURES/APPROPRIATIONS	**$ 6,771,548**	**$ 8,748,581**	**$ 10,054,240**	**$ 10,054,240**
NET COST	**$ (2,579,593)**	**$ (3,024,730)**	**$ (4,000,106)**	**$ (4,000,106)**

State Controller Schedules County Budget Act January 2010 Edition, revision #1	COUNTY OF KERN Detail of Financing Sources and Financing Uses Governmental Funds Fiscal Year 2014-15	Schedule 9

Budget Unit **2751-GENERAL PLAN ADMIN SURCHARGE**
Function **PUBLIC PROTECTION**
Activity **OTHER PROTECTION**

Detail by Revenue Category and Expenditure Object	Actual 2012-13	Actual 2013-14	CAO Recommended 2014-15	Adopted by the Board of Supervisors 2014-15
1	2	3	4	5
USE OF MONEY/PROPERTY	$ 5,589	$ 5,788	$ 6,000	$ 6,000
CHARGES FOR SERVICES	572,575	657,281	460,000	460,000
TOTAL REVENUE	**$ 578,164**	**$ 663,069**	**$ 466,000**	**$ 466,000**
OTHER FINANCING USES	$ 237,154	$ 254,003	$ 1,148,700	$ 1,148,700
TOTAL EXPENDITURES/APPROPRIATIONS	**$ 237,154**	**$ 254,003**	**$ 1,148,700**	**$ 1,148,700**
NET COST	**$ 341,010**	**$ 409,066**	**$ (682,700)**	**$ (682,700)**

State Controller Schedules County Budget Act January 2010 Edition, revision #1	COUNTY OF KERN Detail of Financing Sources and Financing Uses Governmental Funds Fiscal Year 2014-15	Schedule 9

Budget Unit **2760-ANIMAL CONTROL**
Function **PUBLIC PROTECTION**
Activity **OTHER PROTECTION**

Detail by Revenue Category and Expenditure Object	Actual 2012-13	Actual 2013-14	CAO Recommended 2014-15	Adopted by the Board of Supervisors 2014-15
1	2	3	4	5
LICENSES AND PERMITS	$ 301,775	$ 266,672	$ 320,000	$ 320,000
FINES AND FORFEITURES	530	1,596	782	782
INTERGOVERNMENTAL	905,677	923,475	1,011,712	1,011,712
CHARGES FOR SERVICES	1,176,867	405,539	322,700	322,700
MISCELLANEOUS	41,219	18,263	18,315	18,315
OTHER FINANCING SOURCES	32,265	144,512	58,500	58,500
TOTAL REVENUE	**$ 2,458,333**	**$ 1,760,057**	**$ 1,732,009**	**$ 1,732,009**
SALARIES & EMPLOYEE BENEFITS	$ 4,406,224	$ 4,967,197	$ 5,162,034	$ 5,162,034
SERVICES & SUPPLIES	2,314,539	2,185,224	2,033,470	2,033,470
CAPITAL ASSETS	(25,000)		13,000	13,000
EXPENDITURE TRANSFERS & REIMBS		(2,040)		
TOTAL EXPENDITURES/APPROPRIATIONS	**$ 6,695,763**	**$ 7,150,381**	**$ 7,208,504**	**$ 7,208,504**
NET COST	**$ (4,237,430)**	**$ (5,390,324)**	**$ (5,476,495)**	**$ (5,476,495)**

State Controller Schedules County Budget Act January 2010 Edition, revision #1	COUNTY OF KERN Detail of Financing Sources and Financing Uses Governmental Funds Fiscal Year 2014-15	Schedule 9

Budget Unit **2761-ANIMAL CARE DONATIONS TRUST**
Function **PUBLIC PROTECTION**
Activity **OTHER PROTECTION**

Detail by Revenue Category and Expenditure Object	Actual 2012-13	Actual 2013-14	CAO Recommended 2014-15	Adopted by the Board of Supervisors 2014-15
1	2	3	4	5
USE OF MONEY/PROPERTY	$ 353	$ 223	$ 300	$ 300
MISCELLANEOUS	68,941	$ 10,377	10,200	10,200
NON-REVENUE RECEIPTS	(58,500)	$		
TOTAL REVENUE	**$ 10,794**	**$ 10,600**	**$ 10,500**	**$ 10,500**
OTHER FINANCING USES	$	$ 63,959	$ 10,500	$ 10,500
TOTAL EXPENDITURES/APPROPRIATIONS	**$**	**$ 63,959**	**$ 10,500**	**$ 10,500**
NET COST	**$ 10,794**	**$ (53,359)**	**$**	

State Controller Schedules County Budget Act January 2010 Edition, revision #1	COUNTY OF KERN Detail of Financing Sources and Financing Uses Governmental Funds Fiscal Year 2014-15	Schedule 9

Budget Unit **2764-STERILIZATION**
Function **PUBLIC PROTECTION**
Activity **OTHER PROTECTION**

Detail by Revenue Category and Expenditure Object	Actual 2012-13	Actual 2013-14	CAO Recommended 2014-15	Adopted by the Board of Supervisors 2014-15
1	2	3	4	5
LICENSES AND PERMITS	$ 32,740	$ 28,680	$ 36,629	$ 36,629
TOTAL REVENUE	**$ 32,740**	**$ 28,680**	**$ 36,629**	**$ 36,629**
OTHER FINANCING USES	$ 32,265	$ 29,405	$ 48,000	$ 48,000
TOTAL EXPENDITURES/APPROPRIATIONS	**$ 32,265**	**$ 29,405**	**$ 48,000**	**$ 48,000**
NET COST	**$ 475**	**$ (725)**	**$ (11,371)**	**$ (11,371)**

State Controller Schedules County Budget Act January 2010 Edition, revision #1	COUNTY OF KERN Detail of Financing Sources and Financing Uses Governmental Funds Fiscal Year 2014-15	Schedule 9

Budget Unit **2780-RANGE IMPROVEMENT-PRED CONT 15**
Function **PUBLIC PROTECTION**
Activity **OTHER PROTECTION**

Detail by Revenue Category and Expenditure Object	Actual 2012-13	Actual 2013-14	CAO Recommended 2014-15	Adopted by the Board of Supervisors 2014-15
1	2	3	4	5
USE OF MONEY/PROPERTY	$ 329	$ 251	$ 263	$ 263
INTERGOVERNMENTAL	7,392	6,728	7,392	7,392
TOTAL REVENUE	**$ 7,721**	**$ 6,979**	**$ 7,655**	**$ 7,655**
OTHER CHARGES	$ 5,750	$ 5,750	$ 5,750	$ 5,750
TOTAL EXPENDITURES/APPROPRIATIONS	**$ 5,750**	**$ 5,750**	**$ 5,750**	**$ 5,750**
NET COST	**$ 1,971**	**$ 1,229**	**$ 1,905**	**$ 1,905**

State Controller Schedules County Budget Act January 2010 Edition, revision #1	COUNTY OF KERN Detail of Financing Sources and Financing Uses Governmental Funds Fiscal Year 2014-15	Schedule 9

Budget Unit **2781-RANGE IMPROVEMENT-PRED CONT 3**
Function **PUBLIC PROTECTION**
Activity **OTHER PROTECTION**

Detail by Revenue Category and Expenditure Object	Actual 2012-13	Actual 2013-14	CAO Recommended 2014-15	Adopted by the Board of Supervisors 2014-15
1	2	3	4	5
USE OF MONEY/PROPERTY	$ 193	$ 139	$ 146	$ 146
INTERGOVERNMENTAL	1,328	692	1,328	1,328
TOTAL REVENUE	**$ 1,521**	**$ 831**	**$ 1,474**	**$ 1,474**
OTHER CHARGES	$ 2,000	$ 2,000	$ 2,000	$ 2,000
TOTAL EXPENDITURES/APPROPRIATIONS	**$ 2,000**	**$ 2,000**	**$ 2,000**	**$ 2,000**
NET COST	**$ (479)**	**$ (1,169)**	**$ (526)**	**$ (526)**

Function:

PUBLIC WAYS & FACILITIES

State Controller Schedules County Budget Act January 2010 Edition, revision #1	COUNTY OF KERN Detail of Financing Sources and Financing Uses Governmental Funds Fiscal Year 2014-15	Schedule 9

Budget Unit **1955-SEVENTH STANDARD ROAD PROJ FND**
Function **PUBLIC WAYS & FACILITIES**
Activity **PUBLIC WAYS**

Detail by Revenue Category and Expenditure Object	Actual 2012-13	Actual 2013-14	CAO Recommended 2014-15	Adopted by the Board of Supervisors 2014-15
1	2	3	4	5
USE OF MONEY/PROPERTY	$ 23,276	$ 13,806	$ 5,000	$ 5,000
INTERGOVERNMENTAL	19,961,853	19,961,853		
MISCELLANEOUS	8,643,586	8,643,586		
TOTAL REVENUE	**$ 28,628,715**	**$ 28,619,245**	**$ 5,000**	**$ 5,000**
CAPITAL ASSETS	$ 25,170,692	$	$ 807,864	$ 807,864
TOTAL EXPENDITURES/APPROPRIATIONS	**$ 25,170,692**	**$**	**$ 807,864**	**$ 807,864**
NET COST	**$ 3,458,023**	**$ 28,619,245**	**$ (802,864)**	**$ (802,864)**

State Controller Schedules County Budget Act January 2010 Edition, revision #1	COUNTY OF KERN Detail of Financing Sources and Financing Uses Governmental Funds Fiscal Year 2014-15	Schedule 9

Budget Unit **3000-ROADS DEPARTMENT**
Function **PUBLIC WAYS & FACILITIES**
Activity **PUBLIC WAYS**

Detail by Revenue Category and Expenditure Object	Actual 2012-13	Actual 2013-14	CAO Recommended 2014-15	Adopted by the Board of Supervisors 2014-15
1	2	3	4	5
TAXES	$	$ 3,021,929	$ 2,261,000	$ 2,261,000
USE OF MONEY/PROPERTY	161,579	103,538	92,880	92,880
INTERGOVERNMENTAL	26,477,210	35,411,704	33,345,647	33,345,647
CHARGES FOR SERVICES	4,662,104	8,955,491	5,929,043	5,929,043
MISCELLANEOUS	(9,628)	37,455	489,860	489,860
OTHER FINANCING SOURCES	14,818,619	6,794,678	7,820,793	7,820,793
TOTAL REVENUE	**$ 46,109,884**	**$ 54,324,795**	**$ 49,939,223**	**$ 49,939,223**
SALARIES & EMPLOYEE BENEFITS	$ 19,122,047	$ 19,435,025	$ 22,052,794	$ 22,052,794
SERVICES & SUPPLIES	30,102,107	20,506,077	38,817,418	38,817,418
OTHER CHARGES	1,390,589	1,843,151	2,234,592	2,234,592
CAPITAL ASSETS	1,536,083	151,585	2,530,000	2,530,000
OTHER FINANCING USES		1,000,000	40,000	40,000
TOTAL EXPENDITURES/APPROPRIATIONS	**$ 52,150,826**	**$ 42,935,838**	**$ 65,674,804**	**$ 65,674,804**
NET COST	**$ (6,040,942)**	**$ 11,388,957**	**$ (15,735,581)**	**$ (15,735,581)**

State Controller Schedules County Budget Act January 2010 Edition, revision #1	COUNTY OF KERN Detail of Financing Sources and Financing Uses Governmental Funds Fiscal Year 2014-15	Schedule 9

Budget Unit **3001-CONTRIBUTION TO ROADS**
Function **PUBLIC WAYS & FACILITIES**
Activity **PUBLIC WAYS**

Detail by Revenue Category and Expenditure Object	Actual 2012-13	Actual 2013-14	CAO Recommended 2014-15	Adopted by the Board of Supervisors 2014-15
1	2	3	4	5
TOTAL REVENUE	**$**	**$**	**$**	**$**
OTHER FINANCING USES	$ 10,770,813	$ 5,557,532	$ 5,387,272	$ 5,387,272
TOTAL EXPENDITURES/APPROPRIATIONS	**$ 10,770,813**	**$ 5,557,532**	**$ 5,387,272**	**$ 5,387,272**
NET COST	**$ (10,770,813)**	**$ (5,557,532)**	**$ (5,387,272)**	**$ (5,387,272)**

State Controller Schedules County Budget Act January 2010 Edition, revision #1	COUNTY OF KERN Detail of Financing Sources and Financing Uses Governmental Funds Fiscal Year 2014-15	Schedule 9

Budget Unit **3002-CORE AREA METRO BFLD IMP FEE**
Function **PUBLIC WAYS & FACILITIES**
Activity **PUBLIC WAYS**

Detail by Revenue Category and Expenditure Object	Actual 2012-13	Actual 2013-14	CAO Recommended 2014-15	Adopted by the Board of Supervisors 2014-15
1	2	3	4	5
LICENSES AND PERMITS	$ 204,935	$ 143,039	$ 225,000	$ 225,000
USE OF MONEY/PROPERTY	17,446	13,382		
TOTAL REVENUE	**$ 222,381**	**$ 156,421**	**$ 225,000**	**$ 225,000**
OTHER FINANCING USES	$ 105,810	$ 2,000,000	$ 1,000,000	$ 1,000,000
TOTAL EXPENDITURES/APPROPRIATIONS	**$ 105,810**	**$ 2,000,000**	**$ 1,000,000**	**$ 1,000,000**
NET COST	**$ 116,571**	**$ (1,843,579)**	**$ (775,000)**	**$ (775,000)**

State Controller Schedules County Budget Act January 2010 Edition, revision #1	COUNTY OF KERN Detail of Financing Sources and Financing Uses Governmental Funds Fiscal Year 2014-15	Schedule 9

Budget Unit **3003-METRO BFLD TRANSPORT IMP FEE**
Function **PUBLIC WAYS & FACILITIES**
Activity **PUBLIC WAYS**

Detail by Revenue Category and Expenditure Object	Actual 2012-13	Actual 2013-14	CAO Recommended 2014-15	Adopted by the Board of Supervisors 2014-15
1	2	3	4	5
LICENSES AND PERMITS	$ 4,035,193	$ 2,693,233	$ 2,000,000	$ 2,000,000
USE OF MONEY/PROPERTY	72,897	50,320	44,200	44,200
TOTAL REVENUE	**$ 4,108,090**	**$ 2,743,553**	**$ 2,044,200**	**$ 2,044,200**
OTHER FINANCING USES	$ 3,534,081	$ 8,557,910	$ 939,021	$ 939,021
TOTAL EXPENDITURES/APPROPRIATIONS	**$ 3,534,081**	**$ 8,557,910**	**$ 939,021**	**$ 939,021**
NET COST	**$ 574,009**	**$ (5,814,357)**	**$ 1,105,179**	**$ 1,105,179**

State Controller Schedules County Budget Act January 2010 Edition, revision #1	COUNTY OF KERN Detail of Financing Sources and Financing Uses Governmental Funds Fiscal Year 2014-15	Schedule 9

Budget Unit **3005-BAKERSFIELD MITIGATION FUNDS**
Function **PUBLIC WAYS & FACILITIES**
Activity **PUBLIC WAYS**

Detail by Revenue Category and Expenditure Object	Actual 2012-13	Actual 2013-14	CAO Recommended 2014-15	Adopted by the Board of Supervisors 2014-15
1	2	3	4	5
LICENSES AND PERMITS	$ 79,963	$ 56,270	$ 70,226	$ 70,226
USE OF MONEY/PROPERTY	6,252	4,949		
TOTAL REVENUE	**$ 86,215**	**$ 61,219**	**$ 70,226**	**$ 70,226**
OTHER FINANCING USES	$	$	$ 114,500	$ 114,500
TOTAL EXPENDITURES/APPROPRIATIONS	**$**	**$**	**$ 114,500**	**$ 114,500**
NET COST	**$ 86,215**	**$ 61,219**	**$ (44,274)**	**$ (44,274)**

State Controller Schedules County Budget Act January 2010 Edition, revision #1	COUNTY OF KERN Detail of Financing Sources and Financing Uses Governmental Funds Fiscal Year 2014-15	Schedule 9

Budget Unit **3009 - 7TH STANDARD WIDENING PROJECT**
Function **PUBLIC WAYS & FACILITIES**
Activity **PUBLIC WAYS**

Detail by Revenue Category and Expenditure Object	Actual 2012-13	Actual 2013-14	CAO Recommended 2014-15	Adopted by the Board of Supervisors 2014-15
1	2	3	4	5
USE OF MONEY/PROPERTY	$ 36,042	$ 16,501	$	$
INTERGOVERNMENTAL	25,028,736	25,028,734		
MISCELLANEOUS	1,436,976	2,262,287		
OTHER FINANCING SOURCES	14,222,940	14,825,690	(1,100,000)	(1,100,000)
TOTAL REVENUE	**$ 40,724,694**	**$ 42,133,212**	**$ (1,100,000)**	**$ (1,100,000)**
CAPITAL ASSETS	$ 41,103,645	$	$ (1,100,000)	$ (1,100,000)
TOTAL EXPENDITURES/APPROPRIATIONS	**$ 41,103,645**	**$**	**$ (1,100,000)**	**$ (1,100,000)**
NET COST	**$ (378,951)**	**$ 42,133,212**	**$**	**$**

State Controller Schedules County Budget Act January 2010 Edition, revision #1	COUNTY OF KERN Detail of Financing Sources and Financing Uses Governmental Funds Fiscal Year 2014-15	Schedule 9

Budget Unit **3010-LOCAL TRANSPORTATION PROJECTS**
Function **PUBLIC WAYS & FACILITIES**
Activity **PUBLIC WAYS**

Detail by Revenue Category and Expenditure Object	Actual 2012-13	Actual 2013-14	CAO Recommended 2014-15	Adopted by the Board of Supervisors 2014-15
1	2	3	4	5
MISCELLANEOUS	$ 17,720,177	$ 17,731,354	$ 1,100,000	$ 1,100,000
TOTAL REVENUE	**$ 17,720,177**	**$ 17,731,354**	**$ 1,100,000**	**$ 1,100,000**
CAPITAL ASSETS	$ 17,725,648	$	$ 1,100,000	$ 1,100,000
TOTAL EXPENDITURES/APPROPRIATIONS	**$ 17,725,648**	**$**	**$ 1,100,000**	**$ 1,100,000**
NET COST	**$ (5,471)**	**$ 17,731,354**	**$**	**$**

State Controller Schedules County Budget Act January 2010 Edition, revision #1	COUNTY OF KERN Detail of Financing Sources and Financing Uses Governmental Funds Fiscal Year 2014-15	Schedule 9

Budget Unit **3011-7TH STD ROAD WIDE-OP TRANS OUT**
Function **PUBLIC WAYS & FACILITIES**
Activity **PUBLIC WAYS**

Detail by Revenue Category and Expenditure Object	Actual 2012-13	Actual 2013-14	CAO Recommended 2014-15	Adopted by the Board of Supervisors 2014-15
1	2	3	4	5
MISCELLANEOUS	$ 14,222,939	$ 14,825,690	$	$
TOTAL REVENUE	**$ 14,222,939**	**$ 14,825,690**	**$**	**$**
OTHER FINANCING USES	$ 14,222,939	$	$	$
TOTAL EXPENDITURES/APPROPRIATIONS	**$ 14,222,939**	**$**	**$**	**$**
NET COST	**$**	**$ 14,825,690**	**$**	**$**

State Controller Schedules County Budget Act January 2010 Edition, revision #1	COUNTY OF KERN Detail of Financing Sources and Financing Uses Governmental Funds Fiscal Year 2014-15	Schedule 9

Budget Unit **3013 - HAGEMAN RD/BNSF SEPTN GRDE COP**
Function **PUBLIC WAYS & FACILITIES**
Activity **PUBLIC WAYS**

Detail by Revenue Category and Expenditure Object	Actual 2012-13	Actual 2013-14	CAO Recommended 2014-15	Adopted by the Board of Supervisors 2014-15
1	2	3	4	5
USE OF MONEY/PROPERTY	$ 19,971	$ 38,462	$	$
INTERGOVERNMENTAL	13,758,788	15,296,616		
MISCELLANEOUS	2,915	505,715		
OTHER FINANCING SOURCES	17,000,000	18,023,618		
TOTAL REVENUE	**$ 30,781,674**	**$ 33,864,411**	**$**	**$**
CAPITAL ASSETS	$ 32,549,231	$	$	$
TOTAL EXPENDITURES/APPROPRIATIONS	**$ 32,549,231**	**$**	**$**	**$**
NET COST	**$ (1,767,557)**	**$ 33,864,411**	**$**	**$**

State Controller Schedules County Budget Act January 2010 Edition, revision #1	COUNTY OF KERN Detail of Financing Sources and Financing Uses Governmental Funds Fiscal Year 2014-15	Schedule 9

Budget Unit **3014-HAGEMAN RD SOG-OP TRANS OUT**
Function **PUBLIC WAYS & FACILITIES**
Activity **PUBLIC WAYS**

Detail by Revenue Category and Expenditure Object	Actual 2012-13	Actual 2013-14	CAO Recommended 2014-15	Adopted by the Board of Supervisors 2014-15
1	2	3	4	5
MISCELLANEOUS	$ 17,019,113	$ 18,023,618	$	$
TOTAL REVENUE	**$ 17,019,113**	**$ 18,023,618**	**$**	**$**
OTHER FINANCING USES	$ 17,000,000	$	$	$
TOTAL EXPENDITURES/APPROPRIATIONS	**$ 17,000,000**	**$**	**$**	**$**
NET COST	**$ 19,113**	**$ 18,023,618**	**$**	**$**

State Controller Schedules County Budget Act January 2010 Edition, revision #1	COUNTY OF KERN Detail of Financing Sources and Financing Uses Governmental Funds Fiscal Year 2014-15	Schedule 9

Budget Unit **3201-CONTRIBUTION TO AIRPORT**
Function **PUBLIC WAYS & FACILITIES**
Activity **TRANSPORTATION TERMINALS**

Detail by Revenue Category and Expenditure Object	Actual 2012-13	Actual 2013-14	CAO Recommended 2014-15	Adopted by the Board of Supervisors 2014-15
1	2	3	4	5
TOTAL REVENUE	**$**	**$**	**$**	**$**
OTHER FINANCING USES	$ 74,201	$ 98,945	$ 238,476	$ 238,476
TOTAL EXPENDITURES/APPROPRIATIONS	**$ 74,201**	**$ 98,945**	**$ 238,476**	**$ 238,476**
NET COST	**$ (74,201)**	**$ (98,945)**	**$ (238,476)**	**$ (238,476)**

Function:

HEALTH & SANITATION

State Controller Schedules County Budget Act January 2010 Edition, revision #1	COUNTY OF KERN Detail of Financing Sources and Financing Uses Governmental Funds Fiscal Year 2014-15	Schedule 9

Budget Unit **4110-DEPARTMENT OF PUBLIC HEALTH**
Function **HEALTH & SANITATION**
Activity **HEALTH**

Detail by Revenue Category and Expenditure Object	Actual 2012-13	Actual 2013-14	CAO Recommended 2014-15	Adopted by the Board of Supervisors 2014-15
1	2	3	4	5
INTERGOVERNMENTAL	$ 19,050,205	$ 19,427,379	$ 16,997,933	$ 16,997,933
CHARGES FOR SERVICES	3,698,276	3,581,122	3,845,914	3,845,914
MISCELLANEOUS	149,681	89,774	128,772	128,772
OTHER FINANCING SOURCES	972,788	782,885	890,651	890,651
TOTAL REVENUE	**$ 23,870,950**	**$ 23,881,160**	**$ 21,863,270**	**$ 21,863,270**
SALARIES & EMPLOYEE BENEFITS	$ 24,960,495	$ 23,899,416	$ 21,958,094	$ 21,958,094
SERVICES & SUPPLIES	3,738,333	3,191,766	3,289,838	3,289,838
OTHER CHARGES	1,334,907	1,800,560	2,659,632	2,659,632
CAPITAL ASSETS	150,726	35,655		
EXPENDITURE TRANSFERS & REIMBS	(532,877)	(509,975)	(327,723)	(327,723)
TOTAL EXPENDITURES/APPROPRIATIONS	**$ 29,651,584**	**$ 28,417,422**	**$ 27,579,841**	**$ 27,579,841**
NET COST	**$ (5,780,634)**	**$ (4,536,262)**	**$ (5,716,571)**	**$ (5,716,571)**

State Controller Schedules County Budget Act January 2010 Edition, revision #1	COUNTY OF KERN Detail of Financing Sources and Financing Uses Governmental Funds Fiscal Year 2014-15	Schedule 9

Budget Unit **4111-PUBLIC HEALTH MISCELLANEOUS TR**
Function **HEALTH & SANITATION**
Activity **HEALTH**

Detail by Revenue Category and Expenditure Object	Actual 2012-13	Actual 2013-14	CAO Recommended 2014-15	Adopted by the Board of Supervisors 2014-15
1	2	3	4	5
INTERGOVERNMENTAL	$ 4,950	$ 10,050	$	$
CHARGES FOR SERVICES	1,960	1,368	1,000	1,000
TOTAL REVENUE	**$ 6,910**	**$ 11,418**	**$ 1,000**	**$ 1,000**
OTHER FINANCING USES	$ 2,810	$ 2,243	$ 10,000	$ 10,000
TOTAL EXPENDITURES/APPROPRIATIONS	**$ 2,810**	**$ 2,243**	**$ 10,000**	**$ 10,000**
NET COST	**$ 4,100**	**$ 9,175**	**$ (9,000)**	**$ (9,000)**

State Controller Schedules County Budget Act January 2010 Edition, revision #1	COUNTY OF KERN Detail of Financing Sources and Financing Uses Governmental Funds Fiscal Year 2014-15	Schedule 9

Budget Unit **4113-ENVIRONMENT HEALTH**
Function **HEALTH & SANITATION**
Activity **HEALTH**

Detail by Revenue Category and Expenditure Object	Actual 2012-13	Actual 2013-14	CAO Recommended 2014-15	Adopted by the Board of Supervisors 2014-15
1	2	3	4	5
LICENSES AND PERMITS	$ 2,803,556	$ 2,783,535	$ 2,973,514	$ 2,973,514
FINES AND FORFEITURES	21,947	77,612	80,000	80,000
INTERGOVERNMENTAL	550,844	464,556	617,627	617,627
CHARGES FOR SERVICES	3,053,402	3,166,348	3,133,578	3,133,578
MISCELLANEOUS	78,953	90,082	5,574	5,574
OTHER FINANCING SOURCES	735,742	245,501	150,000	150,000
TOTAL REVENUE	**$ 7,244,444**	**$ 6,827,634**	**$ 6,960,293**	**$ 6,960,293**
SALARIES & EMPLOYEE BENEFITS	$ 5,688,150	$ 6,053,285	$ 6,049,968	$ 6,049,968
SERVICES & SUPPLIES	1,018,442	1,124,253	1,214,545	1,214,545
CAPITAL ASSETS		75,311		
EXPENDITURE TRANSFERS & REIMBS	(85,434)	(80,586)	(135,878)	(135,878)
TOTAL EXPENDITURES/APPROPRIATIONS	**$ 6,621,158**	**$ 7,172,263**	**$ 7,128,635**	**$ 7,128,635**
NET COST	**$ 623,286**	**$ (344,629)**	**$ (168,342)**	**$ (168,342)**

State Controller Schedules County Budget Act January 2010 Edition, revision #1	COUNTY OF KERN Detail of Financing Sources and Financing Uses Governmental Funds Fiscal Year 2014-15	Schedule 9

Budget Unit **4116-RMA-HAZARDOUS WASTE SETTLEMNTS**
Function **HEALTH & SANITATION**
Activity **HEALTH**

Detail by Revenue Category and Expenditure Object	Actual 2012-13	Actual 2013-14	CAO Recommended 2014-15	Adopted by the Board of Supervisors 2014-15
1	2	3	4	5
FINES AND FORFEITURES	$ 50,500	$ 158,488	$	$
TOTAL REVENUE	**$ 50,500**	**$ 158,488**	**$**	**$**
OTHER FINANCING USES	$	$ 65,334	$	$
TOTAL EXPENDITURES/APPROPRIATIONS	**$**	**$ 65,334**	**$**	**$**
NET COST	**$ 50,500**	**$ 93,154**	**$**	**$**

State Controller Schedules County Budget Act January 2010 Edition, revision #1	COUNTY OF KERN Detail of Financing Sources and Financing Uses Governmental Funds Fiscal Year 2014-15	Schedule 9

Budget Unit **4118-VITAL & HEALTH STAT-CO. CLERK**
Function **HEALTH & SANITATION**
Activity **HEALTH**

Detail by Revenue Category and Expenditure Object	Actual 2012-13	Actual 2013-14	CAO Recommended 2014-15	Adopted by the Board of Supervisors 2014-15
1	2	3	4	5
CHARGES FOR SERVICES	$ 1,986	$ 2,304	$ 2,000	$ 2,000
TOTAL REVENUE	**$ 1,986**	**$ 2,304**	**$ 2,000**	**$ 2,000**
OTHER FINANCING USES	$ 2,200	$ 2,200	$ 2,500	$ 2,500
TOTAL EXPENDITURES/APPROPRIATIONS	**$ 2,200**	**$ 2,200**	**$ 2,500**	**$ 2,500**
NET COST	**$ (214)**	**$ 104**	**$ (500)**	**$ (500)**

State Controller Schedules County Budget Act January 2010 Edition, revision #1	COUNTY OF KERN Detail of Financing Sources and Financing Uses Governmental Funds Fiscal Year 2014-15	Schedule 9

Budget Unit **4119-VITAL & HEALTH STAT-RECORDER**
Function **HEALTH & SANITATION**
Activity **HEALTH**

Detail by Revenue Category and Expenditure Object	Actual 2012-13	Actual 2013-14	CAO Recommended 2014-15	Adopted by the Board of Supervisors 2014-15
1	2	3	4	5
CHARGES FOR SERVICES	$ 49,274	$ 80,183	$ 76,610	$ 76,610
TOTAL REVENUE	**$ 49,274**	**$ 80,183**	**$ 76,610**	**$ 76,610**
OTHER FINANCING USES	$ 57,008	$ 61,800	$ 79,650	$ 79,650
TOTAL EXPENDITURES/APPROPRIATIONS	**$ 57,008**	**$ 61,800**	**$ 79,650**	**$ 79,650**
NET COST	**$ (7,734)**	**$ 18,383**	**$ (3,040)**	**$ (3,040)**

State Controller Schedules County Budget Act January 2010 Edition, revision #1	COUNTY OF KERN Detail of Financing Sources and Financing Uses Governmental Funds Fiscal Year 2014-15	Schedule 9

Budget Unit **4120-MENTAL HEALTH**
Function **HEALTH & SANITATION**
Activity **HEALTH**

Detail by Revenue Category and Expenditure Object	Actual 2012-13	Actual 2013-14	CAO Recommended 2014-15	Adopted by the Board of Supervisors 2014-15
1	2	3	4	5
USE OF MONEY/PROPERTY	$ 85,389	$ 80,750	$ 80,000	$ 80,000
INTERGOVERNMENTAL	3,256,550	3,078,084	2,388,808	2,388,808
CHARGES FOR SERVICES	28,129,717	22,189,065	28,319,356	28,319,356
MISCELLANEOUS	1,282,494	567,281	457,048	457,048
OTHER FINANCING SOURCES	71,264,270	73,074,674	73,509,842	73,509,842
TOTAL REVENUE	**$ 104,018,420**	**$ 98,989,854**	**$ 104,755,054**	**$ 104,755,054**
SALARIES & EMPLOYEE BENEFITS	$ 46,287,332	$ 46,945,278	$ 48,564,868	$ 48,564,868
SERVICES & SUPPLIES	37,948,442	34,169,475	43,649,375	43,649,375
OTHER CHARGES	13,046,938	11,442,129	13,940,540	13,940,540
CAPITAL ASSETS	22,966	13,652		
OTHER FINANCING USES			300,000	300,000
TOTAL EXPENDITURES/APPROPRIATIONS	**$ 97,305,678**	**$ 92,570,534**	**$ 106,454,783**	**$ 106,454,783**
NET COST	**$ 6,712,742**	**$ 6,419,320**	**$ (1,699,729)**	**$ (1,699,729)**

State Controller Schedules County Budget Act January 2010 Edition, revision #1	COUNTY OF KERN Detail of Financing Sources and Financing Uses Governmental Funds Fiscal Year 2014-15	Schedule 9

Budget Unit **4121-APPROP FOR CONT-MENTAL HEALTH**
Function **HEALTH & SANITATION**
Activity **HEALTH**

Detail by Revenue Category and Expenditure Object	Actual 2012-13	Actual 2013-14	CAO Recommended 2014-15	Adopted by the Board of Supervisors 2014-15
1	2	3	4	5
TOTAL REVENUE	**$**	**$**	**$**	**$**
APPROPRIATION FR CONTINGENCIES	$	$	$ 4,753,608	$ 4,753,608
TOTAL EXPENDITURES/APPROPRIATIONS	**$**	**$**	**$ 4,753,608**	**$ 4,753,608**
NET COST	**$**	**$**	**$ (4,753,608)**	**$ (4,753,608)**

State Controller Schedules County Budget Act January 2010 Edition, revision #1	COUNTY OF KERN Detail of Financing Sources and Financing Uses Governmental Funds Fiscal Year 2014-15	Schedule 9

Budget Unit **4123-M.H.-SUBSTANCE ABUSE PROGRAM**
Function **HEALTH & SANITATION**
Activity **HEALTH**

Detail by Revenue Category and Expenditure Object	Actual 2012-13	Actual 2013-14	CAO Recommended 2014-15	Adopted by the Board of Supervisors 2014-15
1	2	3	4	5
INTERGOVERNMENTAL	$ 4,471,621	$ 3,928,127	$ 4,024,793	$ 4,024,793
CHARGES FOR SERVICES	3,918,269	3,931,857	4,603,220	4,603,220
MISCELLANEOUS	122	131		
OTHER FINANCING SOURCES	6,512,052	6,660,775	5,805,028	5,805,028
TOTAL REVENUE	**$ 14,902,064**	**$ 14,520,890**	**$ 14,433,041**	**$ 14,433,041**
SALARIES & EMPLOYEE BENEFITS	$ 3,360,481	$ 3,293,332	$ 3,549,600	$ 3,549,600
SERVICES & SUPPLIES	7,849,327	7,796,725	10,315,282	10,315,282
OTHER CHARGES	301,512	348,614	568,159	568,159
TOTAL EXPENDITURES/APPROPRIATIONS	**$ 11,511,320**	**$ 11,438,671**	**$ 14,433,041**	**$ 14,433,041**
NET COST	**$ 3,390,744**	**$ 3,082,219**	**$**	**$**

State Controller Schedules County Budget Act January 2010 Edition, revision #1	COUNTY OF KERN Detail of Financing Sources and Financing Uses Governmental Funds Fiscal Year 2014-15	Schedule 9

Budget Unit **4124-ALCOHOLISM PROGRAM**
Function **HEALTH & SANITATION**
Activity **HEALTH**

Detail by Revenue Category and Expenditure Object	Actual 2012-13	Actual 2013-14	CAO Recommended 2014-15	Adopted by the Board of Supervisors 2014-15
1	2	3	4	5
FINES AND FORFEITURES	$ 100,060	$ 89,565	$ 72,300	$ 72,300
USE OF MONEY/PROPERTY	244	64	287	287
TOTAL REVENUE	**$ 100,304**	**$ 89,629**	**$ 72,587**	**$ 72,587**
OTHER FINANCING USES	$ 159,706	$ 72,587	$ 72,587	$ 72,587
TOTAL EXPENDITURES/APPROPRIATIONS	**$ 159,706**	**$ 72,587**	**$ 72,587**	**$ 72,587**
NET COST	**$ (59,402)**	**$ 17,042**	**$**	

State Controller Schedules County Budget Act January 2010 Edition, revision #1	COUNTY OF KERN Detail of Financing Sources and Financing Uses Governmental Funds Fiscal Year 2014-15	Schedule 9

Budget Unit **4125-ALCOHOL ABUSE EDUCATION/PREV**
Function **HEALTH & SANITATION**
Activity **HEALTH**

Detail by Revenue Category and Expenditure Object	Actual 2012-13	Actual 2013-14	CAO Recommended 2014-15	Adopted by the Board of Supervisors 2014-15
1	2	3	4	5
FINES AND FORFEITURES	$ 85,636	$ 77,922	$ 61,277	$ 61,277
USE OF MONEY/PROPERTY	406	298	471	471
TOTAL REVENUE	**$ 86,042**	**$ 78,220**	**$ 61,748**	**$ 61,748**
OTHER FINANCING USES	$ 100,094	$ 61,748	$ 61,748	$ 61,748
TOTAL EXPENDITURES/APPROPRIATIONS	**$ 100,094**	**$ 61,748**	**$ 61,748**	**$ 61,748**
NET COST	**$ (14,052)**	**$ 16,472**	**$**	

State Controller Schedules County Budget Act January 2010 Edition, revision #1	COUNTY OF KERN Detail of Financing Sources and Financing Uses Governmental Funds Fiscal Year 2014-15	Schedule 9

Budget Unit **4126-DRUG PROGRAM**
Function **HEALTH & SANITATION**
Activity **HEALTH**

Detail by Revenue Category and Expenditure Object	Actual 2012-13	Actual 2013-14	CAO Recommended 2014-15	Adopted by the Board of Supervisors 2014-15
1	2	3	4	5
FINES AND FORFEITURES	$ 23,278	$ 27,540	$ 25,950	$ 25,950
USE OF MONEY/PROPERTY	1,869	1,257	1,300	1,300
TOTAL REVENUE	**$ 25,147**	**$ 28,797**	**$ 27,250**	**$ 27,250**
OTHER FINANCING USES	$ 22,000	$ 157,565	$ 157,565	$ 157,565
TOTAL EXPENDITURES/APPROPRIATIONS	**$ 22,000**	**$ 157,565**	**$ 157,565**	**$ 157,565**
NET COST	**$ 3,147**	**$ (128,768)**	**$ (130,315)**	**$ (130,315)**

State Controller Schedules County Budget Act January 2010 Edition, revision #1	COUNTY OF KERN Detail of Financing Sources and Financing Uses Governmental Funds Fiscal Year 2014-15	Schedule 9

Budget Unit **4127-CONTRIBUTION FOR MENTAL HEALTH**
Function **HEALTH & SANITATION**
Activity **HEALTH**

Detail by Revenue Category and Expenditure Object	Actual 2012-13	Actual 2013-14	CAO Recommended 2014-15	Adopted by the Board of Supervisors 2014-15
1	2	3	4	5
INTERGOVERNMENTAL	$ 402,625	$ 402,624	$ 402,624	$ 402,624
TOTAL REVENUE	**$ 402,625**	**$ 402,624**	**$ 402,624**	**$ 402,624**
OTHER FINANCING USES	$ 1,491,771	$ 1,491,770	$ 1,481,438	$ 1,481,438
TOTAL EXPENDITURES/APPROPRIATIONS	**$ 1,491,771**	**$ 1,491,770**	**$ 1,481,438**	**$ 1,481,438**
NET COST	**$ (1,089,146)**	**$ (1,089,146)**	**$ (1,078,814)**	**$ (1,078,814)**

State Controller Schedules County Budget Act January 2010 Edition, revision #1	COUNTY OF KERN Detail of Financing Sources and Financing Uses Governmental Funds Fiscal Year 2014-15	Schedule 9

Budget Unit **4130-MENTAL HEALTH SERVICES ACT**
Function **HEALTH & SANITATION**
Activity **HEALTH**

Detail by Revenue Category and Expenditure Object	Actual 2012-13	Actual 2013-14	CAO Recommended 2014-15	Adopted by the Board of Supervisors 2014-15
1	2	3	4	5
USE OF MONEY/PROPERTY	$ 188,503	$ 130,311	$ 103,000	$ 103,000
INTERGOVERNMENTAL	38,940,110	25,883,511	28,940,044	28,940,044
TOTAL REVENUE	**$ 39,128,613**	**$ 26,013,822**	**$ 29,043,044**	**$ 29,043,044**
OTHER FINANCING USES	$ 29,095,283	$ 27,534,699	$ 36,219,063	$ 36,219,063
TOTAL EXPENDITURES/APPROPRIATIONS	**$ 29,095,283**	**$ 27,534,699**	**$ 36,219,063**	**$ 36,219,063**
NET COST	**$ 10,033,330**	**$ (1,520,877)**	**$ (7,176,019)**	**$ (7,176,019)**

State Controller Schedules County Budget Act January 2010 Edition, revision #1	COUNTY OF KERN Detail of Financing Sources and Financing Uses Governmental Funds Fiscal Year 2014-15	Schedule 9

Budget Unit **4136-HEALTH-MAA/TCM TRUST**
Function **HEALTH & SANITATION**
Activity **HEALTH**

Detail by Revenue Category and Expenditure Object	Actual 2012-13	Actual 2013-14	CAO Recommended 2014-15	Adopted by the Board of Supervisors 2014-15
1	2	3	4	5
USE OF MONEY/PROPERTY	$ 183	$ 338	$ 400	$ 400
INTERGOVERNMENTAL	94,136	93,124	100,000	100,000
TOTAL REVENUE	**$ 94,319**	**$ 93,462**	**$ 100,400**	**$ 100,400**
OTHER FINANCING USES	$ 68,776	$ 94,512	$ 100,000	$ 100,000
TOTAL EXPENDITURES/APPROPRIATIONS	**$ 68,776**	**$ 94,512**	**$ 100,000**	**$ 100,000**
NET COST	**$ 25,543**	**$ (1,050)**	**$ 400**	**$ 400**

State Controller Schedules County Budget Act January 2010 Edition, revision #1	COUNTY OF KERN Detail of Financing Sources and Financing Uses Governmental Funds Fiscal Year 2014-15	Schedule 9

Budget Unit **4137-CHILD RESTRAINT LOANER PRG**
Function **HEALTH & SANITATION**
Activity **HEALTH**

Detail by Revenue Category and Expenditure Object	Actual 2012-13	Actual 2013-14	CAO Recommended 2014-15	Adopted by the Board of Supervisors 2014-15
1	2	3	4	5
CHARGES FOR SERVICES	$ 42,852	$ 42,042	$ 43,000	$ 43,000
TOTAL REVENUE	**$ 42,852**	**$ 42,042**	**$ 43,000**	**$ 43,000**
SERVICES & SUPPLIES	$ 4,095	$	$	$
OTHER FINANCING USES	33,845	71,483	60,000	60,000
TOTAL EXPENDITURES/APPROPRIATIONS	**$ 37,940**	**$ 71,483**	**$ 60,000**	**$ 60,000**
NET COST	**$ 4,912**	**$ (29,441)**	**$ (17,000)**	**$ (17,000)**

State Controller Schedules County Budget Act January 2010 Edition, revision #1	COUNTY OF KERN Detail of Financing Sources and Financing Uses Governmental Funds Fiscal Year 2014-15	Schedule 9

Budget Unit **4139-HEALTH-BIO TERRORISM GRANT**
Function **HEALTH & SANITATION**
Activity **HEALTH**

Detail by Revenue Category and Expenditure Object	Actual 2012-13	Actual 2013-14	CAO Recommended 2014-15	Adopted by the Board of Supervisors 2014-15
1	2	3	4	5
USE OF MONEY/PROPERTY	$ 711	$ 106	$ 150	$ 150
INTERGOVERNMENTAL	713,827	485,005	562,748	562,748
TOTAL REVENUE	**$ 714,538**	**$ 485,111**	**$ 562,898**	**$ 562,898**
OTHER FINANCING USES	$ 846,421	$ 456,633	$ 582,748	$ 582,748
TOTAL EXPENDITURES/APPROPRIATIONS	**$ 846,421**	**$ 456,633**	**$ 582,748**	**$ 582,748**
NET COST	**$ (131,883)**	**$ 28,478**	**$ (19,850)**	**$ (19,850)**

State Controller Schedules County Budget Act January 2010 Edition, revision #1	COUNTY OF KERN Detail of Financing Sources and Financing Uses Governmental Funds Fiscal Year 2014-15	Schedule 9

Budget Unit **4140-TOBACCO EDUCATION CONTROL PROG**
Function **HEALTH & SANITATION**
Activity **HEALTH**

Detail by Revenue Category and Expenditure Object	Actual 2012-13	Actual 2013-14	CAO Recommended 2014-15	Adopted by the Board of Supervisors 2014-15
1	2	3	4	5
USE OF MONEY/PROPERTY	$ 415	$ 187	$ 160	$ 160
INTERGOVERNMENTAL	112,500	169,642	150,000	150,000
TOTAL REVENUE	**$ 112,915**	**$ 169,829**	**$ 150,160**	**$ 150,160**
OTHER FINANCING USES	$ 149,999	$ 137,978	$ 150,000	$ 150,000
TOTAL EXPENDITURES/APPROPRIATIONS	**$ 149,999**	**$ 137,978**	**$ 150,000**	**$ 150,000**
NET COST	**$ (37,084)**	**$ 31,851**	**$ 160**	**$ 160**

State Controller Schedules County Budget Act January 2010 Edition, revision #1	COUNTY OF KERN Detail of Financing Sources and Financing Uses Governmental Funds Fiscal Year 2014-15	Schedule 9

Budget Unit **4141-VITAL & HEALTH STAT-HEALTH DPT**
Function **HEALTH & SANITATION**
Activity **HEALTH**

Detail by Revenue Category and Expenditure Object	Actual 2012-13	Actual 2013-14	CAO Recommended 2014-15	Adopted by the Board of Supervisors 2014-15
1	2	3	4	5
MISCELLANEOUS	$ 55,886	$ 59,602	$ 55,000	$ 55,000
TOTAL REVENUE	**$ 55,886**	**$ 59,602**	**$ 55,000**	**$ 55,000**
OTHER FINANCING USES	$ 55,654	$ 66,617	$ 73,925	$ 73,925
TOTAL EXPENDITURES/APPROPRIATIONS	**$ 55,654**	**$ 66,617**	**$ 73,925**	**$ 73,925**
NET COST	**$ 232**	**$ (7,015)**	**$ (18,925)**	**$ (18,925)**

State Controller Schedules County Budget Act January 2010 Edition, revision #1	COUNTY OF KERN Detail of Financing Sources and Financing Uses Governmental Funds Fiscal Year 2014-15	Schedule 9

Budget Unit **4142-COUNTY LOCAL REVNEUE 2011 MH**
Function **HEALTH & SANITATION**
Activity **HEALTH**

Detail by Revenue Category and Expenditure Object	Actual 2012-13	Actual 2013-14	CAO Recommended 2014-15	Adopted by the Board of Supervisors 2014-15
1	2	3	4	5
INTERGOVERNMENTAL	$ 45,080,824	$ 45,588,298	$ 43,324,259	$ 43,324,259
TOTAL REVENUE	**$ 45,080,824**	**$ 45,588,298**	**$ 43,324,259**	**$ 43,324,259**
OTHER FINANCING USES	$ 46,415,216	$ 45,477,174	$ 43,435,396	$ 43,435,396
TOTAL EXPENDITURES/APPROPRIATIONS	**$ 46,415,216**	**$ 45,477,174**	**$ 43,435,396**	**$ 43,435,396**
NET COST	**$ (1,334,392)**	**$ 111,124**	**$ (111,137)**	**$ (111,137)**

State Controller Schedules County Budget Act January 2010 Edition, revision #1	COUNTY OF KERN Detail of Financing Sources and Financing Uses Governmental Funds Fiscal Year 2014-15	Schedule 9

Budget Unit **4200-EMERGENCY MEDICAL SERVICES**
Function **HEALTH & SANITATION**
Activity **HOSPITAL CARE**

Detail by Revenue Category and Expenditure Object	Actual 2012-13	Actual 2013-14	CAO Recommended 2014-15	Adopted by the Board of Supervisors 2014-15
1	2	3	4	5
LICENSES AND PERMITS	$ 169,860	$ 144,936	$ 187,571	$ 187,571
INTERGOVERNMENTAL	170,069	115,259	127,492	127,492
CHARGES FOR SERVICES	134,000	134,000	233,999	233,999
MISCELLANEOUS	5,708	34,917	350	350
OTHER FINANCING SOURCES	331,938	374,245	340,121	340,121
TOTAL REVENUE	**$ 811,575**	**$ 803,357**	**$ 889,533**	**$ 889,533**
SALARIES & EMPLOYEE BENEFITS	$ 844,109	$ 922,523	$ 836,487	$ 836,487
SERVICES & SUPPLIES	150,869	203,564	258,426	258,426
OTHER FINANCING USES			131,928	131,928
EXPENDITURE TRANSFERS & REIMBS	(111,141)	(110,382)	(130,671)	(130,671)
TOTAL EXPENDITURES/APPROPRIATIONS	**$ 883,837**	**$ 1,015,705**	**$ 1,096,170**	**$ 1,096,170**
NET COST	**$ (72,262)**	**$ (212,348)**	**$ (206,637)**	**$ (206,637)**

State Controller Schedules County Budget Act January 2010 Edition, revision #1	COUNTY OF KERN Detail of Financing Sources and Financing Uses Governmental Funds Fiscal Year 2014-15	Schedule 9

Budget Unit **4201-EMERGENCY MEDICAL PAYMENTS**
Function **HEALTH & SANITATION**
Activity **HOSPITAL CARE**

Detail by Revenue Category and Expenditure Object	Actual 2012-13	Actual 2013-14	CAO Recommended 2014-15	Adopted by the Board of Supervisors 2014-15
1	2	3	4	5
FINES AND FORFEITURES	$ 1,628,470	$ 1,555,380	$ 1,250,000	$ 1,250,000
USE OF MONEY/PROPERTY	4,969	4,401	4,536	4,536
TOTAL REVENUE	**$ 1,633,439**	**$ 1,559,781**	**$ 1,254,536**	**$ 1,254,536**
SERVICES & SUPPLIES	$ 1,146,371	$ 873,599	$ 792,311	$ 792,311
OTHER FINANCING USES	342,722	369,879	336,921	336,921
TOTAL EXPENDITURES/APPROPRIATIONS	**$ 1,489,093**	**$ 1,243,478**	**$ 1,129,232**	**$ 1,129,232**
NET COST	**$ 144,346**	**$ 316,303**	**$ 125,304**	**$ 125,304**

State Controller Schedules County Budget Act January 2010 Edition, revision #1	COUNTY OF KERN Detail of Financing Sources and Financing Uses Governmental Funds Fiscal Year 2014-15	Schedule 9

Budget Unit **4202-KMC ENTERPRISE FUND-CO CONTRI**
Function **HEALTH & SANITATION**
Activity **HOSPITAL CARE**

Detail by Revenue Category and Expenditure Object	Actual 2012-13	Actual 2013-14	CAO Recommended 2014-15	Adopted by the Board of Supervisors 2014-15
1	2	3	4	5
INTERGOVERNMENTAL	$ 15,700,694	$ 10,499,998	$ 11,910,653	$ 11,910,653
TOTAL REVENUE	**$ 15,700,694**	**$ 10,499,998**	**$ 11,910,653**	**$ 11,910,653**
OTHER FINANCING USES	$ 36,980,694	$ 61,609,282	$ 44,781,656	$ 44,781,656
TOTAL EXPENDITURES/APPROPRIATIONS	**$ 36,980,694**	**$ 61,609,282**	**$ 44,781,656**	**$ 44,781,656**
NET COST	**$ (21,280,000)**	**$ (51,109,284)**	**$ (32,871,003)**	**$ (32,871,003)**

State Controller Schedules County Budget Act January 2010 Edition, revision #1	COUNTY OF KERN Detail of Financing Sources and Financing Uses Governmental Funds Fiscal Year 2014-15	Schedule 9

Budget Unit **4203-AMBULANCE SERVICE PAYMENTS**
Function **HEALTH & SANITATION**
Activity **HOSPITAL CARE**

Detail by Revenue Category and Expenditure Object	Actual 2012-13	Actual 2013-14	CAO Recommended 2014-15	Adopted by the Board of Supervisors 2014-15
1	2	3	4	5
OTHER FINANCING SOURCES	$ 17,962	$	$	$
TOTAL REVENUE	**$ 17,962**	**$**	**$**	**$**
SERVICES & SUPPLIES	$ 19,515	$	$	$
TOTAL EXPENDITURES/APPROPRIATIONS	**$ 19,515**	**$**	**$**	**$**
NET COST	**$ (1,553)**	**$**	**$**	**$**

State Controller Schedules County Budget Act January 2010 Edition, revision #1	COUNTY OF KERN Detail of Financing Sources and Financing Uses Governmental Funds Fiscal Year 2014-15	Schedule 9

Budget Unit **4204-HOSPT PREPAREDNESS PRGM GRANT**
Function **HEALTH & SANITATION**
Activity **HEALTH**

Detail by Revenue Category and Expenditure Object	Actual 2012-13	Actual 2013-14	CAO Recommended 2014-15	Adopted by the Board of Supervisors 2014-15
1	2	3	4	5
USE OF MONEY/PROPERTY	$ 185	$ 12	$ 10	$ 10
INTERGOVERNMENTAL	(27,011)	91,397	66,034	66,034
TOTAL REVENUE	**$ (26,826)**	**$ 91,409**	**$ 66,044**	**$ 66,044**
OTHER FINANCING USES	$ (27,011)	$ 91,397	$ 63,978	$ 63,978
TOTAL EXPENDITURES/APPROPRIATIONS	**$ (27,011)**	**$ 91,397**	**$ 63,978**	**$ 63,978**
NET COST	**$ 185**	**$ 12**	**$ 2,066**	**$ 2,066**

State Controller Schedules County Budget Act January 2010 Edition, revision #1	COUNTY OF KERN Detail of Financing Sources and Financing Uses Governmental Funds Fiscal Year 2014-15	Schedule 9

Budget Unit **4300-CALIFORNIA CHILDREN SERVICES**
Function **HEALTH & SANITATION**
Activity **CALIFORNIA CHILDREN SERVICES**

Detail by Revenue Category and Expenditure Object	Actual 2012-13	Actual 2013-14	CAO Recommended 2014-15	Adopted by the Board of Supervisors 2014-15
1	2	3	4	5
INTERGOVERNMENTAL	$ 7,271,863	$ 7,586,059	$ 8,274,870	$ 8,274,870
CHARGES FOR SERVICES	91,970	99,088	131,900	131,900
MISCELLANEOUS	2,229	5,471	25,000	25,000
TOTAL REVENUE	**$ 7,366,062**	**$ 7,690,618**	**$ 8,431,770**	**$ 8,431,770**
SALARIES & EMPLOYEE BENEFITS	$ 5,953,882	$ 6,138,622	$ 6,641,361	$ 6,641,361
SERVICES & SUPPLIES	1,868,198	1,842,131	2,124,645	2,124,645
OTHER CHARGES	127			
TOTAL EXPENDITURES/APPROPRIATIONS	**$ 7,822,207**	**$ 7,980,753**	**$ 8,766,006**	**$ 8,766,006**
NET COST	**$ (456,145)**	**$ (290,135)**	**$ (334,236)**	**$ (334,236)**

Function:

PUBLIC ASSISTANCE

State Controller Schedules County Budget Act January 2010 Edition, revision #1	COUNTY OF KERN Detail of Financing Sources and Financing Uses Governmental Funds Fiscal Year 2014-15	Schedule 9

Budget Unit **5120-DEPT HUMAN SERVICES-ADM**
Function **PUBLIC ASSISTANCE**
Activity **ADMINISTRATION**

Detail by Revenue Category and Expenditure Object	Actual 2012-13	Actual 2013-14	CAO Recommended 2014-15	Adopted by the Board of Supervisors 2014-15
1	2	3	4	5
USE OF MONEY/PROPERTY	$ 27,606	$ 17,392	$ 27,624	$ 27,624
INTERGOVERNMENTAL	117,460,212	138,511,443	151,512,963	151,512,963
CHARGES FOR SERVICES	151,950	186,510	130,013	130,013
MISCELLANEOUS	34,495	84,066	135,718	135,718
OTHER FINANCING SOURCES	23,008,523	41,446,847	37,105,797	37,105,797
TOTAL REVENUE	**$ 140,682,786**	**$ 180,246,258**	**$ 188,912,115**	**$ 188,912,115**
SALARIES & EMPLOYEE BENEFITS	$ 119,121,873	$ 130,214,690	$ 135,497,453	$ 135,497,453
SERVICES & SUPPLIES	26,682,618	30,348,137	41,992,422	41,992,422
OTHER CHARGES	9,601,899	11,715,433	17,884,426	17,884,426
CAPITAL ASSETS	287,047	97,336	154,420	154,420
TOTAL EXPENDITURES/APPROPRIATIONS	**$ 155,693,437**	**$ 172,375,596**	**$ 195,528,721**	**$ 195,528,721**
NET COST	**$ (15,010,651)**	**$ 7,870,662**	**$ (6,616,606)**	**$ (6,616,606)**

State Controller Schedules County Budget Act January 2010 Edition, revision #1	COUNTY OF KERN Detail of Financing Sources and Financing Uses Governmental Funds Fiscal Year 2014-15	Schedule 9

Budget Unit **5121-CONTRIBUTION FOR HUMAN SERVICES**
Function **PUBLIC ASSISTANCE**
Activity **ADMINISTRATION**

Detail by Revenue Category and Expenditure Object	Actual 2012-13	Actual 2013-14	CAO Recommended 2014-15	Adopted by the Board of Supervisors 2014-15
1	2	3	4	5
INTERGOVERNMENTAL	$ 19,330,311	$ 20,054,097	$ 23,568,984	$ 23,568,984
OTHER FINANCING SOURCES		1,901,681		
TOTAL REVENUE	**$ 19,330,311**	**$ 21,955,778**	**$ 23,568,984**	**$ 23,568,984**
OTHER FINANCING USES	$ 36,059,993	$ 38,710,244	$ 38,051,735	$ 38,051,735
TOTAL EXPENDITURES/APPROPRIATIONS	**$ 36,059,993**	**$ 38,710,244**	**$ 38,051,735**	**$ 38,051,735**
NET COST	**$ (16,729,682)**	**$ (16,754,466)**	**$ (14,482,751)**	**$ (14,482,751)**

State Controller Schedules County Budget Act January 2010 Edition, revision #1	COUNTY OF KERN Detail of Financing Sources and Financing Uses Governmental Funds Fiscal Year 2014-15	Schedule 9

Budget Unit **5122-WRAPAROUND SAVINGS TRUST FUND**
Function **PUBLIC ASSISTANCE**
Activity **ADMINISTRATION**

Detail by Revenue Category and Expenditure Object	Actual 2012-13	Actual 2013-14	CAO Recommended 2014-15	Adopted by the Board of Supervisors 2014-15
1	2	3	4	5
MISCELLANEOUS	$ 1,096,990	$ 1,004,431	$ 800,000	$ 800,000
TOTAL REVENUE	**$ 1,096,990**	**$ 1,004,431**	**$ 800,000**	**$ 800,000**
SERVICES & SUPPLIES	$	$ 122,744	$ 196,000	$ 196,000
OTHER FINANCING USES		59,678	711,010	711,010
TOTAL EXPENDITURES/APPROPRIATIONS	**$**	**$ 182,422**	**$ 907,010**	**$ 907,010**
NET COST	**$ 1,096,990**	**$ 822,009**	**$ (107,010)**	**$ (107,010)**

State Controller Schedules County Budget Act January 2010 Edition, revision #1	COUNTY OF KERN Detail of Financing Sources and Financing Uses Governmental Funds Fiscal Year 2014-15	Schedule 9

Budget Unit **5123-KERN CO CHILDREN'S TRUST FUND**
Function **PUBLIC ASSISTANCE**
Activity **ADMINISTRATION**

Detail by Revenue Category and Expenditure Object	Actual 2012-13	Actual 2013-14	CAO Recommended 2014-15	Adopted by the Board of Supervisors 2014-15
1	2	3	4	5
USE OF MONEY/PROPERTY	$ 3,202	$ 2,565	$ 2,710	$ 2,710
INTERGOVERNMENTAL	46,220	45,076	45,076	45,076
CHARGES FOR SERVICES	159,158	159,986	162,085	162,085
TOTAL REVENUE	**$ 208,580**	**$ 207,627**	**$ 209,871**	**$ 209,871**
SERVICES & SUPPLIES	$ 150,295	$ 182,871	$ 544,181	$ 544,181
TOTAL EXPENDITURES/APPROPRIATIONS	**$ 150,295**	**$ 182,871**	**$ 544,181**	**$ 544,181**
NET COST	**$ 58,285**	**$ 24,756**	**$ (334,310)**	**$ (334,310)**

State Controller Schedules County Budget Act January 2010 Edition, revision #1	COUNTY OF KERN Detail of Financing Sources and Financing Uses Governmental Funds Fiscal Year 2014-15	Schedule 9

Budget Unit **5124-SHELTER CARE**
Function **PUBLIC ASSISTANCE**
Activity **ADMINISTRATION**

Detail by Revenue Category and Expenditure Object	Actual 2012-13	Actual 2013-14	CAO Recommended 2014-15	Adopted by the Board of Supervisors 2014-15
1	2	3	4	5
MISCELLANEOUS	$ 12,766	$ (106)	$ 100	$ 100
TOTAL REVENUE	**$ 12,766**	**$ (106)**	**$ 100**	**$ 100**
SERVICES & SUPPLIES	$ 1,363	$ 4,983	$ 100,000	$ 100,000
TOTAL EXPENDITURES/APPROPRIATIONS	**$ 1,363**	**$ 4,983**	**$ 100,000**	**$ 100,000**
NET COST	**$ 11,403**	**$ (5,089)**	**$ (99,900)**	**$ (99,900)**

State Controller Schedules County Budget Act January 2010 Edition, revision #1	COUNTY OF KERN Detail of Financing Sources and Financing Uses Governmental Funds Fiscal Year 2014-15	Schedule 9

Budget Unit **5220-HUMAN SERVICES-DIRECT FIN AID**
Function **PUBLIC ASSISTANCE**
Activity **DIRECT FINANCIAL AID**

Detail by Revenue Category and Expenditure Object	Actual 2012-13	Actual 2013-14	CAO Recommended 2014-15	Adopted by the Board of Supervisors 2014-15
1	2	3	4	5
INTERGOVERNMENTAL	$ 138,648,813	$ 137,249,196	$ 147,439,566	$ 147,439,566
MISCELLANEOUS	571,789	1,183,941	2,448,513	2,448,513
OTHER FINANCING SOURCES	58,756,135	49,058,601	55,925,601	55,925,601
TOTAL REVENUE	**$ 197,976,737**	**$ 187,491,738**	**$ 205,813,680**	**$ 205,813,680**
OTHER CHARGES	$ 191,948,683	$ 192,683,388	$ 205,263,507	$ 205,263,507
OTHER FINANCING USES		1,901,681		
TOTAL EXPENDITURES/APPROPRIATIONS	**$ 191,948,683**	**$ 194,585,069**	**$ 205,263,507**	**$ 205,263,507**
NET COST	**$ 6,028,054**	**$ (7,093,331)**	**$ 550,173**	**$ 550,173**

State Controller Schedules County Budget Act January 2010 Edition, revision #1	COUNTY OF KERN Detail of Financing Sources and Financing Uses Governmental Funds Fiscal Year 2014-15	Schedule 9

Budget Unit **5300-COUNTY LOCAL REVENUE 2011 HS**
Function **PUBLIC ASSISTANCE**
Activity **DIRECT FINANCIAL AID**

Detail by Revenue Category and Expenditure Object	Actual 2012-13	Actual 2013-14	CAO Recommended 2014-15	Adopted by the Board of Supervisors 2014-15
1	2	3	4	5
INTERGOVERNMENTAL	$ 47,197,196	$ 58,310,193	$ 54,232,648	$ 54,232,648
TOTAL REVENUE	**$ 47,197,196**	**$ 58,310,193**	**$ 54,232,648**	**$ 54,232,648**
OTHER FINANCING USES	$ 47,264,155	$ 53,490,117	$ 56,166,035	$ 56,166,035
TOTAL EXPENDITURES/APPROPRIATIONS	**$ 47,264,155**	**$ 53,490,117**	**$ 56,166,035**	**$ 56,166,035**
NET COST	**$ (66,959)**	**$ 4,820,076**	**$ (1,933,387)**	**$ (1,933,387)**

State Controller Schedules County Budget Act January 2010 Edition, revision #1	COUNTY OF KERN Detail of Financing Sources and Financing Uses Governmental Funds Fiscal Year 2014-15	Schedule 9

Budget Unit **5510-VETERANS SERVICE**
Function **PUBLIC ASSISTANCE**
Activity **VETERANS SERVICES**

Detail by Revenue Category and Expenditure Object	Actual 2012-13	Actual 2013-14	CAO Recommended 2014-15	Adopted by the Board of Supervisors 2014-15
1	2	3	4	5
INTERGOVERNMENTAL	$ 95,506	$ 193,989	$ 97,000	$ 97,000
TOTAL REVENUE	**$ 95,506**	**$ 193,989**	**$ 97,000**	**$ 97,000**
SALARIES & EMPLOYEE BENEFITS	$ 782,235	$ 852,231	$ 961,134	$ 961,134
SERVICES & SUPPLIES	67,316	120,061	59,535	59,535
OTHER CHARGES	16	16	97	97
OTHER FINANCING USES			77,001	77,001
TOTAL EXPENDITURES/APPROPRIATIONS	**$ 849,567**	**$ 972,308**	**$ 1,097,767**	**$ 1,097,767**
NET COST	**$ (754,061)**	**$ (778,319)**	**$ (1,000,767)**	**$ (1,000,767)**

State Controller Schedules County Budget Act January 2010 Edition, revision #1	COUNTY OF KERN Detail of Financing Sources and Financing Uses Governmental Funds Fiscal Year 2014-15	Schedule 9

Budget Unit **5610-AGING AND ADULT SERVICES DEPT**
Function **PUBLIC ASSISTANCE**
Activity **OTHER ASSISTANCE**

Detail by Revenue Category and Expenditure Object	Actual 2012-13	Actual 2013-14	CAO Recommended 2014-15	Adopted by the Board of Supervisors 2014-15
1	2	3	4	5
USE OF MONEY/PROPERTY	$ 24,905	$ 17,812	$ 14,000	$ 14,000
INTERGOVERNMENTAL	8,393,664	9,511,131	9,273,266	9,273,266
CHARGES FOR SERVICES	1,087,936	1,356,781	1,844,330	1,844,330
MISCELLANEOUS	234,030	288,328	245,100	245,100
OTHER FINANCING SOURCES	2,941,034	3,065,084	2,596,963	2,596,963
NON-REVENUE RECEIPTS		(1)		
TOTAL REVENUE	**$ 12,681,569**	**$ 14,239,135**	**$ 13,973,659**	**$ 13,973,659**
SALARIES & EMPLOYEE BENEFITS	$ 8,024,182	$ 9,001,000	$ 10,026,082	$ 10,026,082
SERVICES & SUPPLIES	3,163,789	3,443,149	3,666,771	3,666,771
OTHER CHARGES	652,772	1,038,731	1,260,307	1,260,307
CAPITAL ASSETS	45,518	375,761	17,330	17,330
OTHER FINANCING USES			150,435	150,435
TOTAL EXPENDITURES/APPROPRIATIONS	**$ 11,886,261**	**$ 13,858,641**	**$ 15,120,925**	**$ 15,120,925**
NET COST	**$ 795,308**	**$ 380,494**	**$ (1,147,266)**	**$ (1,147,266)**

State Controller Schedules County Budget Act January 2010 Edition, revision #1	COUNTY OF KERN Detail of Financing Sources and Financing Uses Governmental Funds Fiscal Year 2014-15	Schedule 9

Budget Unit **5611-CONTRIBUTION TO AGING AND ADULT**
Function **PUBLIC ASSISTANCE**
Activity **OTHER ASSISTANCE**

Detail by Revenue Category and Expenditure Object	Actual 2012-13	Actual 2013-14	CAO Recommended 2014-15	Adopted by the Board of Supervisors 2014-15
1	2	3	4	5
INTERGOVERNMENTAL	$ 654,062	$ 690,766	$ 723,328	$ 723,328
TOTAL REVENUE	**$ 654,062**	**$ 690,766**	**$ 723,328**	**$ 723,328**
OTHER FINANCING USES	$ 1,783,550	$ 1,797,689	$ 1,196,494	$ 1,196,494
TOTAL EXPENDITURES/APPROPRIATIONS	**$ 1,783,550**	**$ 1,797,689**	**$ 1,196,494**	**$ 1,196,494**
NET COST	**$ (1,129,488)**	**$ (1,106,923)**	**$ (473,166)**	**$ (473,166)**

State Controller Schedules County Budget Act January 2010 Edition, revision #1	COUNTY OF KERN Detail of Financing Sources and Financing Uses Governmental Funds Fiscal Year 2014-15	Schedule 9

Budget Unit **5810-IHSS COUNTY CONTRIBUTION**
Function **PUBLIC ASSISTANCE**
Activity **OTHER ASSISTANCE**

Detail by Revenue Category and Expenditure Object	Actual 2012-13	Actual 2013-14	CAO Recommended 2014-15	Adopted by the Board of Supervisors 2014-15
1	2	3	4	5
INTERGOVERNMENTAL	$ 8,047,753	$ 7,725,101	$ 8,089,269	$ 8,089,269
TOTAL REVENUE	**$ 8,047,753**	**$ 7,725,101**	**$ 8,089,269**	**$ 8,089,269**
OTHER FINANCING USES	$ 6,940,174	$ 7,725,101	$ 8,089,269	$ 8,089,269
TOTAL EXPENDITURES/APPROPRIATIONS	**$ 6,940,174**	**$ 7,725,101**	**$ 8,089,269**	**$ 8,089,269**
NET COST	**$ 1,107,579**	**$**	**$**	**$**

State Controller Schedules County Budget Act January 2010 Edition, revision #1	COUNTY OF KERN Detail of Financing Sources and Financing Uses Governmental Funds Fiscal Year 2014-15	Schedule 9

Budget Unit **5923-EMP TRNG RESOURCE ADM & SERVCS**
Function **PUBLIC ASSISTANCE**
Activity **OTHER ASSISTANCE**

Detail by Revenue Category and Expenditure Object	Actual 2012-13	Actual 2013-14	CAO Recommended 2014-15	Adopted by the Board of Supervisors 2014-15
1	2	3	4	5
MISCELLANEOUS	$ 2	$ 21	$ 1,000	$ 1,000
OTHER FINANCING SOURCES	10,318,316	9,974,884	11,233,979	11,233,979
TOTAL REVENUE	**$ 10,318,318**	**$ 9,974,905**	**$ 11,234,979**	**$ 11,234,979**
SALARIES & EMPLOYEE BENEFITS	$ 8,860,905	$ 8,451,482	$ 9,129,522	$ 9,129,522
SERVICES & SUPPLIES	1,452,150	1,497,866	2,056,088	2,056,088
OTHER CHARGES	5,261	286	5,369	5,369
CAPITAL ASSETS		25,270	44,000	44,000
TOTAL EXPENDITURES/APPROPRIATIONS	**$ 10,318,316**	**$ 9,974,904**	**$ 11,234,979**	**$ 11,234,979**
NET COST	**$ 2**	**$ 1**	**$**	

State Controller Schedules County Budget Act January 2010 Edition, revision #1	COUNTY OF KERN Detail of Financing Sources and Financing Uses Governmental Funds Fiscal Year 2014-15	Schedule 9

Budget Unit **5940-COMMUNITY DEVELOPMENT PROG AGY**
Function **PUBLIC ASSISTANCE**
Activity **OTHER ASSISTANCE**

Detail by Revenue Category and Expenditure Object	Actual 2012-13	Actual 2013-14	CAO Recommended 2014-15	Adopted by the Board of Supervisors 2014-15
1	2	3	4	5
OTHER FINANCING SOURCES	$ 1,579,635	$ 1,444,053	$ 1,524,965	$ 1,524,965
TOTAL REVENUE	**$ 1,579,635**	**$ 1,444,053**	**$ 1,524,965**	**$ 1,524,965**
SALARIES & EMPLOYEE BENEFITS	$ 1,305,039	$ 1,123,413	$ 1,273,006	$ 1,273,006
SERVICES & SUPPLIES	281,494	320,865	250,972	250,972
OTHER CHARGES	33	32	987	987
EXPENDITURE TRANSFERS & REIMBS	(6,925)	(257)		
TOTAL EXPENDITURES/APPROPRIATIONS	**$ 1,579,641**	**$ 1,444,053**	**$ 1,524,965**	**$ 1,524,965**
NET COST	**$ (6)**	**$**	**$**	

Function:

EDUCATION

State Controller Schedules County Budget Act January 2010 Edition, revision #1	COUNTY OF KERN Detail of Financing Sources and Financing Uses Governmental Funds Fiscal Year 2014-15	Schedule 9

Budget Unit **6210-KERN COUNTY LIBRARY**
Function **EDUCATION**
Activity **EDUCATION**

Detail by Revenue Category and Expenditure Object	Actual 2012-13	Actual 2013-14	CAO Recommended 2014-15	Adopted by the Board of Supervisors 2014-15
1	2	3	4	5
USE OF MONEY/PROPERTY	$ 73,205	$ 67,504	$ 73,000	$ 73,000
INTERGOVERNMENTAL	5,554	44,466		
CHARGES FOR SERVICES	353,675	300,241	320,000	320,000
MISCELLANEOUS	68,409	86,298	75,000	75,000
OTHER FINANCING SOURCES	281,002	202,863	18,000	18,000
TOTAL REVENUE	**$ 781,845**	**$ 701,372**	**$ 486,000**	**$ 486,000**
SALARIES & EMPLOYEE BENEFITS	$ 5,554,735	$ 5,771,445	$ 6,142,550	$ 6,142,550
SERVICES & SUPPLIES	1,768,179	1,748,893	1,591,683	1,591,683
OTHER CHARGES	329		379	379
CAPITAL ASSETS	35,171	95,080		
OTHER FINANCING USES			143,160	143,160
TOTAL EXPENDITURES/APPROPRIATIONS	**$ 7,358,414**	**$ 7,615,418**	**$ 7,877,772**	**$ 7,877,772**
NET COST	**$ (6,576,569)**	**$ (6,914,046)**	**$ (7,391,772)**	**$ (7,391,772)**

State Controller Schedules County Budget Act January 2010 Edition, revision #1	COUNTY OF KERN Detail of Financing Sources and Financing Uses Governmental Funds Fiscal Year 2014-15	Schedule 9

Budget Unit **6211-KERN CO LIBRARY BOOK TRUST**
Function **EDUCATION**
Activity **EDUCATION**

Detail by Revenue Category and Expenditure Object	Actual 2012-13	Actual 2013-14	CAO Recommended 2014-15	Adopted by the Board of Supervisors 2014-15
1	2	3	4	5
USE OF MONEY/PROPERTY	$ 9,246	$ 6,976	$ 7,000	$ 7,000
MISCELLANEOUS	101,663	172,810	150,000	150,000
TOTAL REVENUE	**$ 110,909**	**$ 179,786**	**$ 157,000**	**$ 157,000**
OTHER FINANCING USES	$ 281,002	$ 202,863	$ 18,000	$ 18,000
TOTAL EXPENDITURES/APPROPRIATIONS	**$ 281,002**	**$ 202,863**	**$ 18,000**	**$ 18,000**
NET COST	**$ (170,093)**	**$ (23,077)**	**$ 139,000**	**$ 139,000**

State Controller Schedules County Budget Act January 2010 Edition, revision #1	COUNTY OF KERN Detail of Financing Sources and Financing Uses Governmental Funds Fiscal Year 2014-15	Schedule 9

Budget Unit **6310-FARM & HOME ADVISOR**
Function **EDUCATION**
Activity **EDUCATION**

Detail by Revenue Category and Expenditure Object	Actual 2012-13	Actual 2013-14	CAO Recommended 2014-15	Adopted by the Board of Supervisors 2014-15
1	2	3	4	5
MISCELLANEOUS	$ 80	$ 637	$ 50	$ 50
NON-REVENUE RECEIPTS			800	800
TOTAL REVENUE	**$ 80**	**$ 637**	**$ 850**	**$ 850**
SALARIES & EMPLOYEE BENEFITS	$ 300,454	$ 305,281	$ 298,940	$ 298,940
SERVICES & SUPPLIES	92,029	116,911	107,402	107,402
OTHER CHARGES	9	8	11	11
OTHER FINANCING USES			81,657	81,657
TOTAL EXPENDITURES/APPROPRIATIONS	**$ 392,492**	**$ 422,200**	**$ 488,010**	**$ 488,010**
NET COST	**$ (392,412)**	**$ (421,563)**	**$ (487,160)**	**$ (487,160)**

Function:

RECREATION & CULTURAL SERVICES

State Controller Schedules County Budget Act January 2010 Edition, revision #1	COUNTY OF KERN Detail of Financing Sources and Financing Uses Governmental Funds Fiscal Year 2014-15	Schedule 9

Budget Unit **7100-PARKS & RECREATION DEPARTMENT**
Function **RECREATION & CULTURE**
Activity **RECREATION FACILITIES**

Detail by Revenue Category and Expenditure Object	Actual 2012-13	Actual 2013-14	CAO Recommended 2014-15	Adopted by the Board of Supervisors 2014-15
1	2	3	4	5
FINES AND FORFEITURES	$ 11,985	$ 11,863	$ 15,720	$ 15,720
USE OF MONEY/PROPERTY	156,574	200,516	192,000	192,000
INTERGOVERNMENTAL	8,400	80,899	247,260	247,260
CHARGES FOR SERVICES	1,682,963	1,546,652	1,653,038	1,653,038
MISCELLANEOUS	14,134	42,435	2,214	2,214
OTHER FINANCING SOURCES	57,204	221,747	74,317	74,317
TOTAL REVENUE	**$ 1,931,260**	**$ 2,104,112**	**$ 2,184,549**	**$ 2,184,549**
SALARIES & EMPLOYEE BENEFITS	$ 7,794,171	$ 7,479,930	$ 7,802,782	$ 7,802,782
SERVICES & SUPPLIES	3,945,727	4,610,916	4,463,177	4,463,177
OTHER CHARGES	192,442	140,831	271,685	271,685
CAPITAL ASSETS	327,045	121,824	292,000	292,000
OTHER FINANCING USES			365,171	365,171
EXPENDITURE TRANSFERS & REIMBS	(2,955)	(22,139)	(26,778)	(26,778)
TOTAL EXPENDITURES/APPROPRIATIONS	**$ 12,256,430**	**$ 12,331,362**	**$ 13,168,037**	**$ 13,168,037**
NET COST	**$ (10,325,170)**	**$ (10,227,250)**	**$ (10,983,488)**	**$ (10,983,488)**

State Controller Schedules County Budget Act January 2010 Edition, revision #1	COUNTY OF KERN Detail of Financing Sources and Financing Uses Governmental Funds Fiscal Year 2014-15	Schedule 9

Budget Unit **7102-LITTER CLEAN UP**
Function **RECREATION & CULTURE**
Activity **RECREATION FACILITIES**

Detail by Revenue Category and Expenditure Object	Actual 2012-13	Actual 2013-14	CAO Recommended 2014-15	Adopted by the Board of Supervisors 2014-15
1	2	3	4	5
FINES AND FORFEITURES	$ 3,491	$ 3,405	$ 353	$ 353
TOTAL REVENUE	**$ 3,491**	**$ 3,405**	**$ 353**	**$ 353**
OTHER FINANCING USES	$ 3,393	$ 3,088	$ 3,317	$ 3,317
TOTAL EXPENDITURES/APPROPRIATIONS	**$ 3,393**	**$ 3,088**	**$ 3,317**	**$ 3,317**
NET COST	**$ 98**	**$ 317**	**$ (2,964)**	**$ (2,964)**

State Controller Schedules County Budget Act January 2010 Edition, revision #1	COUNTY OF KERN Detail of Financing Sources and Financing Uses Governmental Funds Fiscal Year 2014-15	Schedule 9

Budget Unit **7103-OFF HWY MV LIC**
Function **RECREATION & CULTURE**
Activity **RECREATION FACILITIES**

Detail by Revenue Category and Expenditure Object	Actual 2012-13	Actual 2013-14	CAO Recommended 2014-15	Adopted by the Board of Supervisors 2014-15
1	2	3	4	5
INTERGOVERNMENTAL	$ 141,133	$ 141,510	$ 140,000	$ 140,000
MISCELLANEOUS	13,890			
TOTAL REVENUE	**$ 155,023**	**$ 141,510**	**$ 140,000**	**$ 140,000**
OTHER FINANCING USES	$ 79,295	$ 206,469	$ 109,000	$ 109,000
TOTAL EXPENDITURES/APPROPRIATIONS	**$ 79,295**	**$ 206,469**	**$ 109,000**	**$ 109,000**
NET COST	**$ 75,728**	**$ (64,959)**	**$ 31,000**	**$ 31,000**

State Controller Schedules County Budget Act January 2010 Edition, revision #1	COUNTY OF KERN Detail of Financing Sources and Financing Uses Governmental Funds Fiscal Year 2014-15	Schedule 9

Budget Unit **7104-PARKS DONATION FUND**
Function **RECREATION & CULTURE**
Activity **RECREATION FACILITIES**

Detail by Revenue Category and Expenditure Object	Actual 2012-13	Actual 2013-14	CAO Recommended 2014-15	Adopted by the Board of Supervisors 2014-15
1	2	3	4	5
MISCELLANEOUS	$	$ 24,585	$	$
TOTAL REVENUE	**$**	**$ 24,585**	**$**	**$**
TOTAL EXPENDITURES/APPROPRIATIONS	**$**	**$**	**$**	**$**
NET COST	**$**	**$ 24,585**	**$**	**$**

State Controller Schedules County Budget Act January 2010 Edition, revision #1	COUNTY OF KERN Detail of Financing Sources and Financing Uses Governmental Funds Fiscal Year 2014-15	Schedule 9

Budget Unit **7105-PARCEL MAP IN-LIEU FEES TRUST**
Function **RECREATION & CULTURE**
Activity **RECREATION FACILITIES**

Detail by Revenue Category and Expenditure Object	Actual 2012-13	Actual 2013-14	CAO Recommended 2014-15	Adopted by the Board of Supervisors 2014-15
1	2	3	4	5
USE OF MONEY/PROPERTY	$ 2,968	$ 1,741	$ 1,500	$ 1,500
CHARGES FOR SERVICES	2,727	231	200	200
OTHER FINANCING SOURCES			2,098	2,098
TOTAL REVENUE	**$ 5,695**	**$ 1,972**	**$ 3,798**	**$ 3,798**
SERVICES & SUPPLIES	$ 65,155	$ 62,286	$ 100,000	$ 100,000
OTHER FINANCING USES		42,900		
TOTAL EXPENDITURES/APPROPRIATIONS	**$ 65,155**	**$ 105,186**	**$ 100,000**	**$ 100,000**
NET COST	**$ (59,460)**	**$ (103,214)**	**$ (96,202)**	**$ (96,202)**

Function:

DEBT SERVICES

State Controller Schedules County Budget Act January 2010 Edition, revision #1	COUNTY OF KERN Detail of Financing Sources and Financing Uses Governmental Funds Fiscal Year 2014-15	Schedule 9

Budget Unit **8120-DEBT SERVICE - GENERAL FUND**
Function **DEBT SERVICE**
Activity **INTEREST**

Detail by Revenue Category and Expenditure Object	Actual 2012-13	Actual 2013-14	CAO Recommended 2014-15	Adopted by the Board of Supervisors 2014-15
1	2	3	4	5
USE OF MONEY/PROPERTY	$ 4,492,500	$ 2,124,250	$ 3,000,000	$ 3,000,000
MISCELLANEOUS	30,779			
OTHER FINANCING SOURCES	856,513	134,082	495,665	495,665
TOTAL REVENUE	**$ 5,379,792**	**$ 2,258,332**	**3,495,665**	**$ 3,495,665**
SERVICES & SUPPLIES	$ 736,128	$ 656,403	$ 1,328,100	$ 1,328,100
OTHER CHARGES	13,308,902	10,045,666	12,913,563	12,913,563
TOTAL EXPENDITURES/APPROPRIATIONS	**$ 14,045,030**	**$ 10,702,069**	**$ 14,241,663**	**$ 14,241,663**
NET COST	**$ (8,665,238)**	**$ (8,443,737)**	**$ (10,745,998)**	**$ (10,745,998)**

INTERNAL SERVICE FUNDS

State Controller Schedules County Budget Act January 2010 Edition, revision #1	COUNTY OF KERN Operation of Internal Service Fund Fiscal Year 2014-15			Schedule 10
			G.S. GARAGE INTERNAL SERV FUND INTERNAL SERVICE Fund 30012 Budget Unit 8950	
Operating Detail	Actual 2012-13	Actual 2013-14	CAO Recommended 2014-15	Adopted by the Board of Supervisors 2014-15
1	2	3	4	5
OPERATING REVENUES				
USE OF MONEY/PROPERTY	$ 14,658	$ 12,012	$ 15,000	$ 15,000
INTERGOVERNMENTAL	60,000			
CHARGES FOR SERVICES	4,285,604	5,129,744	5,142,298	5,142,298
MISCELLANEOUS	30,895	130,845	250,000	250,000
TOTAL OPERATING REVENUES	**4,391,157**	**$ 5,272,601**	$ **5,407,298**	**$ 5,407,298**
OPERATING EXPENSES				
CONTINGENCIES	$	$	$ 20,000	$ 20,000
SALARIES AND BENEFITS	1,764,396	1,749,966	2,258,566	2,258,566
SERVICES AND SUPPLIES	1,876,927	1,747,104	2,000,234	2,000,234
OTHER CHARGES	1,064,155	1,105,213	1,176,253	1,176,253
TOTAL OPERATING EXPENSES	**$ 4,705,478**	**$ 4,602,283**	**$ 5,455,053**	**$ 5,455,053**
OPERATING INCOME(LOSS)	**$ (314,321)**	**$ 670,318**	**$ (47,755)**	**$ (47,755)**
NON-OPERATING REVENUES (EXPENSES)				
OTHER NON-OPERATING REVENUE	$ 926,454	$ 1,010,754	$ 1,000,101	$ 1,000,101
GAIN/(LOSS) ON SALE OF CAPITAL ASSETS	142,753	90,885	65,000	65,000
TOTAL NON-OPERATING REVENUES (EXPENSES)	**$ 1,069,207**	**$ 1,101,639**	**$ 1,065,101**	**$ 1,065,101**
INCOME BEFORE CAPITAL CONTRIBUTIONS AND TRANSFERS	**$ 754,886**	**$ 1,771,957**	**$ 1,017,346**	**$ 1,017,346**
CHANGES IN NET ASSETS	**$ 754,886**	**$ 1,771,957**	**$ 1,017,346**	**$ 1,017,346**
CAPITAL ASSETS	$ 1,965,487	$ 518,587	$ 1,204,240	$ 1,204,240

State Controller Schedules
County Budget Act
January 2010 Edition, revision #1

COUNTY OF KERN
Operation of Internal Service Fund
Fiscal Year 2014-15

Schedule 10

G.S. GARAGE INTERNAL SERV FUND
INTERNAL SERVICE
Fund 30012
Budget Unit 8950

Operating Detail	Actual 2012-13	Actual 2013-14	CAO Recommended 2014-15	Adopted by the Board of Supervisors 2014-15
1	2	3	4	5
NET ASSETS - BEGINNING BALANCE	6,464,621	5,979,750	6,284,969	6,284,969
NET INCOME(LOSS)	294,166	1,253,370	(186,894)	(186,894)
NET ASSETS - ENDING BALANCE	5,979,750	6,284,969	5,338,928	5,338,928

Revenues Tie To		SCH 1, COL 4
Expenses Tie To		SCH 1, COL 6

CANCELLATION OF RESERVES/DESIGNATIONS

2162	DESIG-VEHICLE REPLACEMENT	$	764,937	$	$	$	
TOTAL CANCELLATION OF RESERVES/DESIGNATIONS		**$**	**764,937**	**$**	**$**	**$**	

INCREASES TO RESERVES/DESIGNATIONS

2162	DESIG-VEHICLE REPLACEMENT	$	$	1,472,184	$ 100,000	$	100,000
TOTAL INCREASES TO RESERVES/DESIGNATIONS		**$**	**$**	**1,472,184**	**$ 100,000**	**$**	**100,000**

State Controller Schedules County Budget Act January 2010 Edition, revision #1	COUNTY OF KERN Operation of Internal Service Fund Fiscal Year 2014-15			Schedule 10
			GROUP HEALTH SELF INS PROG-ISF INTERNAL SERVICE Fund 30010 Budget Unit 8960	
Operating Detail	Actual 2012-13	Actual 2013-14	CAO Recommended 2014-15	Adopted by the Board of Supervisors 2014-15
1	2	3	4	5
OPERATING REVENUES				
USE OF MONEY/PROPERTY	$ 146,216	$ 121,119	$ 95,000	$ 95,000
INTERGOVERNMENTAL	32,914	26,358	25,000	25,000
CHARGES FOR SERVICES	115,176,075	119,842,923	119,850,000	119,850,000
MISCELLANEOUS	390			
TOTAL OPERATING REVENUES	**$ 115,355,595**	$ 119,990,400	$ 119,970,000	**$ 119,970,000**
OPERATING EXPENSES				
CONTINGENCIES	$	$	$ 7,000,000	$ 7,000,000
SERVICES AND SUPPLIES	9,925,133	8,527,831	9,544,204	9,544,204
OTHER CHARGES	101,919,796	110,043,242	110,428,801	110,428,801
TOTAL OPERATING EXPENSES	**$ 111,844,929**	**$ 118,571,073**	**$ 126,973,005**	**$ 126,973,005**
OPERATING INCOME(LOSS)	**$ 3,510,666**	**$ 1,419,327**	**$ (7,003,005)**	**$ (7,003,005)**
NON-OPERATING REVENUES (EXPENSES)				
TOTAL NON-OPERATING REVENUES (EXPENSES)	**$**	**$**	**$**	**$**
INCOME BEFORE CAPITAL CONTRIBUTIONS AND TRANSFERS	**$ 3,510,666**	**$ 1,419,327**	**$ (7,003,005)**	**$ (7,003,005)**
CHANGES IN NET ASSETS	**$ 3,510,666**	**$ 1,419,327**	**$ (7,003,005)**	**$ (7,003,005)**
ADJUSTMENTS TO RETAINED EARNINGS	$	$	$	$
NET ASSETS - BEGINNING BALANCE	12,965,987	17,053,653	18,449,128	18,449,128
ADJUSTMENTS TO RETAINED EARNINGS	577,000	(23,852)		
NET ASSETS - ENDING BALANCE	17,053,653	18,449,128	4,443,118	4,443,118

Revenues Tie To				SCH 1, COL 4
Expenses Tie To				SCH 1, COL 6

State Controller Schedules County Budget Act January 2010 Edition, revision #1	COUNTY OF KERN Operation of Internal Service Fund Fiscal Year 2014-15			Schedule 10
			RETIREE GROUP HEALTH PROG ISF INTERNAL SERVICE Fund 30016 Budget Unit 8965	
Operating Detail	Actual 2012-13	Actual 2013-14	CAO Recommended 2014-15	Adopted by the Board of Supervisors 2014-15
1	2	3	4	5
OPERATING REVENUES				
USE OF MONEY/PROPERTY	$ 212,591	$ 27,951	$ 10,000	$ 10,000
CHARGES FOR SERVICES	11,667,232	12,072,416	9,093,000	9,093,000
MISCELLANEOUS		8,220,381		
TOTAL OPERATING REVENUES	**$ 11,879,823**	**$ 20,320,748**	**$ 9,103,000**	**$ 9,103,000**
OPERATING EXPENSES				
CONTINGENCIES	$	$	$ 500,000	$ 500,000
SALARIES AND BENEFITS	8,281,973	8,219,519	8,750,000	8,750,000
SERVICES AND SUPPLIES	157,101	153,278	234,300	234,300
OTHER CHARGES	40,936,374	16,986,267	108,682	108,682
TOTAL OPERATING EXPENSES	**$ 49,375,448**	**$ 25,359,064**	**$ 9,592,982**	**$ 9,592,982**
OPERATING INCOME(LOSS)	**$ (37,495,625)**	**$ (5,038,316)**	**$ (489,982)**	**$ (489,982)**
NON-OPERATING REVENUES (EXPENSES)				
TOTAL NON-OPERATING REVENUES (EXPENSES)	**$**	**$**	**$**	**$**
INCOME BEFORE CAPITAL CONTRIBUTIONS AND TRANSFERS	**$ (37,495,625)**	**$ (5,038,316)**	**$ (489,982)**	**$ (489,982)**
CHANGES IN NET ASSETS	**$ (37,495,625)**	**$ (5,038,316)**	**$ (489,982)**	**$ (489,982)**
ADJUSTMENTS TO RETAINED EARNINGS	$	$	$	$
NET ASSETS - BEGINNING BALANCE	46,027,056	8,531,431	3,493,115	3,493,115
NET INCOME(LOSS)	3,046,242	(5,038,316)	(489,982)	(489,982)
NET ASSETS - ENDING BALANCE	8,531,431	3,493,115	2,513,151	2,513,151

Revenues Tie To				SCH 1, COL 4
Expenses Tie To				SCH 1, COL 6

State Controller Schedules County Budget Act January 2010 Edition, revision #1	COUNTY OF KERN Operation of Internal Service Fund Fiscal Year 2014-15	Schedule 10

LIABILITY INS SELF-INS PRG-ISF
INTERNAL SERVICE
Fund 30019
Budget Unit 8970

Operating Detail	Actual 2012-13	Actual 2013-14	CAO Recommended 2014-15	Adopted by the Board of Supervisors 2014-15
1	2	3	4	5
OPERATING REVENUES				
USE OF MONEY/PROPERTY	$ 24,394	$ 32,594	$ 11,000	$ 11,000
CHARGES FOR SERVICES	3,386,534	18,814,086	18,477,531	18,477,531
MISCELLANEOUS	811	216,063	1,000	1,000
TOTAL OPERATING REVENUES	**$ 3,411,739**	**$ 19,062,743**	**$ 18,489,531**	**$ 18,489,531**
OPERATING EXPENSES				
SERVICES AND SUPPLIES	$ 3,475,374	$ 5,533,971	$ 6,710,208	$ 6,710,208
OTHER CHARGES	5,491,367	9,263,051	9,510,052	9,510,052
TOTAL OPERATING EXPENSES	**$ 8,966,741**	**$ 14,797,022**	**$ 16,220,260**	**$ 16,220,260**
OPERATING INCOME(LOSS)	**$ (5,555,002)**	**$ 4,265,721**	**$ 2,269,271**	**$ 2,269,271**
NON-OPERATING REVENUES (EXPENSES)				
OTHER NON-OPERATING REVENUE	$ 4,087	$ 72	$	$
TOTAL NON-OPERATING REVENUES (EXPENSES)	**$ 4,087**	**$ 72**	**$**	**$**
INCOME BEFORE CAPITAL CONTRIBUTIONS AND TRANSFERS	**$ (5,550,915)**	**$ 4,265,793**	**$ 2,269,271**	**$ 2,269,271**
TRANSFERS- IN/(OUT)	$	$ 1,000,000	$	$
CHANGES IN NET ASSETS	**$ (5,550,915)**	**$ 5,265,793**	**$ 2,269,271**	**$ 2,269,271**
ADJUSTMENTS TO RETAINED EARNINGS	$	$	$	$
NET ASSETS - BEGINNING BALANCE	7,440,475	1,889,520	7,155,312	7,155,312
NET INCOME(LOSS)	(1,078,601)	5,265,793	2,269,271	2,269,271
NET ASSETS - ENDING BALANCE	1,889,520	7,155,312	11,693,854	11,693,854

Revenues Tie To				SCH 1, COL 4
Expenses Tie To				SCH 1, COL 6

State Controller Schedules County Budget Act January 2010 Edition, revision #1	COUNTY OF KERN Operation of Internal Service Fund Fiscal Year 2014-15			Schedule 10
			UNEMPLOYMENT COMPENS PROG ISF INTERNAL SERVICE Fund 30015 Budget Unit 8980	
Operating Detail	Actual 2012-13	Actual 2013-14	CAO Recommended 2014-15	Adopted by the Board of Supervisors 2014-15
1	2	3	4	5
OPERATING REVENUES				
USE OF MONEY/PROPERTY	$ 15,659	$ 13,390	$ 13,000	$ 13,000
CHARGES FOR SERVICES	1,731,717	2,007,622	2,392,332	2,392,332
TOTAL OPERATING REVENUES	**$ 1,747,376**	**$ 2,021,012**	**$ 2,405,332**	**$ 2,405,332**
OPERATING EXPENSES				
SERVICES AND SUPPLIES	$ 13,772	$ 12,227	$ 19,000	$ 19,000
OTHER CHARGES	2,224,534	2,947,784	2,827,579	2,827,579
TOTAL OPERATING EXPENSES	**$ 2,238,306**	**$ 2,960,011**	**$ 2,846,579**	**$ 2,846,579**
OPERATING INCOME(LOSS)	**$ (490,930)**	**$ (938,999)**	**$ (441,247)**	**$ (441,247)**
NON-OPERATING REVENUES (EXPENSES)				
TOTAL NON-OPERATING REVENUES (EXPENSES)	**$**	**$**	**$**	**$**
INCOME BEFORE CAPITAL CONTRIBUTIONS AND TRANSFERS	**$ (490,930)**	**$ (938,999)**	**$ (441,247)**	**$ (441,247)**
CHANGES IN NET ASSETS	**$ (490,930)**	**$ (938,999)**	**$ (441,247)**	**$ (441,247)**
ADJUSTMENTS TO RETAINED EARNINGS	$	$	$	$
NET ASSETS - BEGINNING BALANCE	1,706,057	1,424,650	482,424	482,424
NET INCOME(LOSS)	(1,073,038)	(938,999)	(441,247)	(441,247)
NET ASSETS - ENDING BALANCE	1,424,650	482,424	(400,070)	(400,070)

Revenues Tie To				SCH 1, COL 4
Expenses Tie To				SCH 1, COL 6

State Controller Schedules County Budget Act January 2010 Edition, revision #1	COUNTY OF KERN Operation of Internal Service Fund Fiscal Year 2014-15			Schedule 10
		WORKERS COMP SELF-INS PROG-ISF INTERNAL SERVICE Fund 30018 Budget Unit 8990		
Operating Detail	Actual 2012-13	Actual 2013-14	CAO Recommended 2014-15	Adopted by the Board of Supervisors 2014-15
1	2	3	4	5
OPERATING REVENUES				
USE OF MONEY/PROPERTY	$ 58,386	$ 43,689	$ 28,000	$ 28,000
INTERGOVERNMENTAL		937		
CHARGES FOR SERVICES	19,685,318	14,593,756	17,775,409	17,775,409
MISCELLANEOUS	823,887	364,484	250,000	250,000
TOTAL OPERATING REVENUES	**$ 20,567,591**	**$ 15,002,866**	**$ 18,053,409**	**$ 18,053,409**
OPERATING EXPENSES				
SERVICES AND SUPPLIES	$ 4,753,087	$ 5,102,289	$ 6,085,506	$ 6,085,506
OTHER CHARGES	12,358,651	11,925,033	13,695,013	13,695,013
TOTAL OPERATING EXPENSES	**$ 17,111,738**	**$ 17,027,322**	**$ 19,780,519**	**$ 19,780,519**
OPERATING INCOME(LOSS)	**$ 3,455,853**	**$ (2,024,456)**	**$ (1,727,110)**	**$ (1,727,110)**
NON-OPERATING REVENUES (EXPENSES)				
OTHER NON-OPERATING REVENUE	$ 6,723	$ 4,339	$	$
TOTAL NON-OPERATING REVENUES (EXPENSES)	**$ 6,723**	**$ 4,339**	**$**	**$**
INCOME BEFORE CAPITAL CONTRIBUTIONS AND TRANSFERS	**$ 3,462,576**	**$ (2,020,117)**	**$ (1,727,110)**	**$ (1,727,110)**
CHANGES IN NET ASSETS	**$ 3,462,576**	**$ (2,020,117)**	**$ (1,727,110)**	**$ (1,727,110)**
ADJUSTMENTS TO RETAINED EARNINGS	$	$	$	$
NET ASSETS - BEGINNING BALANCE	7,119,890	10,581,344	8,569,442	8,569,442
NET INCOME(LOSS)	364,254	(2,020,117)	(1,727,110)	(1,727,110)
NET ASSETS - ENDING BALANCE	10,581,344	8,569,442	5,115,222	5,115,222

Revenues Tie To				SCH 1, COL 4
Expenses Tie To				SCH 1, COL 6

ENTERPRISE FUNDS

State Controller Schedules County Budget Act January 2010 Edition, revision #1	COUNTY OF KERN Operation of Enterprise Fund Fiscal Year 2014-15			Schedule 11
			GOLF COURSE ENTERPRISE FUND ENTERPRISE Fund 35020 Budget Unit 8991	
Operating Detail	Actual 2012-13	Actual 2013-14	CAO Recommended 2014-15	Adopted by the Board of Supervisors 2014-15
1	2	3	4	5
OPERATING REVENUES				
USE OF MONEY/PROPERTY	$ 11,541	$ 5,849	$ 5,000	$ 5,000
CHARGES FOR SERVICES	473,843	461,790	230,000	230,000
TOTAL OPERATING REVENUES	**$ 485,384**	**$ 467,639**	**$ 235,000**	**$ 235,000**
OPERATING EXPENSES				
SERVICES AND SUPPLIES	$ 533,082	$ 77,857	$ 275,450	$ 275,450
OTHER CHARGES	799,873	216,000	255,508	255,508
TOTAL OPERATING EXPENSES	**$ 1,332,955**	**$ 293,857**	**$ 530,958**	**$ 530,958**
OPERATING INCOME(LOSS)	**$ (847,571)**	**$ 173,782**	**$ (295,958)**	**$ (295,958)**
NON-OPERATING REVENUES (EXPENSES)				
OTHER NON-OPERATING REVENUE	$	$ 148,206	$ 148,206	$ 148,206
TOTAL NON-OPERATING REVENUES (EXPENSES)	**$**	**$ 148,206**	**$ 148,206**	**$ 148,206**
INCOME BEFORE CAPITAL CONTRIBUTIONS AND TRANSFERS	**$ (847,571)**	**$ 321,988**	**$ (147,752)**	**$ (147,752)**
CHANGES IN NET ASSETS	**$ (847,571)**	**$ 321,988**	**$ (147,752)**	**$ (147,752)**
ADJUSTMENTS TO RETAINED EARNINGS	$	$	$	$
NET ASSETS - BEGINNING BALANCE	2,556,591	2,383,201	2,705,188	2,705,188
ADJUSTMENTS TO RETAINED	674,181	(1)		
NET INCOME(LOSS)	82,733	321,988	(147,752)	(147,752)
NET ASSETS - ENDING BALANCE	2,383,201	2,705,188	2,409,684	2,409,684

Revenues Tie To	SCH 1, COL 4
Expenses Tie To	SCH 1, COL 6

State Controller Schedules County Budget Act January 2010 Edition, revision #1	COUNTY OF KERN Operation of Enterprise Fund Fiscal Year 2014-15			Schedule 11
			UNIVERSAL COLLECTION ENTERPRISE Fund 35052 Budget Unit 8992	
Operating Detail	Actual 2012-13	Actual 2013-14	CAO Recommended 2014-15	Adopted by the Board of Supervisors 2014-15
1	2	3	4	5
OPERATING REVENUES				
TAXES	$ 9,702,216	$ 12,658,013	$ 12,761,500	$ 12,761,500
FINES AND FORFEITURES	188,472	198,400	200,600	200,600
USE OF MONEY/PROPERTY	7,561	3,078	3,600	3,600
CHARGES FOR SERVICES	(9,363)	(9,573)	(9,570)	(9,570)
TOTAL OPERATING	**$ 9,888,886**	**$ 12,849,918**	**$ 12,956,130**	**$ 12,956,130**
OPERATING EXPENSES				
SERVICES AND SUPPLIES	$ 10,846,441	$ 12,781,658	$ 13,079,400	$ 13,079,400
OTHER CHARGES	10,462	6,973	14,400	14,400
TOTAL OPERATING EXPENSES	**$ 10,856,903**	**$ 12,788,631**	**$ 13,093,800**	**$ 13,093,800**
OPERATING INCOME(LOSS)	**$ (968,017)**	**$ 61,287**	**$ (137,670)**	**$ (137,670)**
CHANGES IN NET ASSETS	**$ (968,017)**	**$ 61,287**	**$ (137,670)**	**$ (137,670)**
ADJUSTMENTS TO RETAINED EARNINGS	$	$	$	$
NET ASSETS - BEGINNING BALANCE	3,951,608	3,135,504	2,305,731	2,305,731
NET INCOME(LOSS)	111,336	61,287	(137,670)	(137,670)
NET ASSETS - ENDING BALANCE	3,135,504	2,305,731	2,030,391	2,030,391

Revenues Tie To	SCH 1, COL 4
Expenses Tie To	SCH 1, COL 6

State Controller Schedules County Budget Act January 2010 Edition, revision #1	COUNTY OF KERN Operation of Enterprise Fund Fiscal Year 2014-15			Schedule 11
			AIRPORT ENTERPRISE FUND PUBLIC WAYS & FACILITIES TRANSPORTATION TERMINALS Fund 35005 Budget Unit 8995	
Operating Detail	Actual 2012-13	Actual 2013-14	CAO Recommended 2014-15	Adopted by the Board of Supervisors 2014-15
1	2	3	4	5
OPERATING REVENUES				
TAXES	$ 468,191	$ 642,734	$ 645,000	$ 645,000
LICENSES AND PERMITS		17,000	11,000	11,000
USE OF MONEY/PROPERTY	3,293,172	3,343,820	3,442,046	3,442,046
INTERGOVERNMENTAL	113,854	102,431	109,500	109,500
CHARGES FOR SERVICES	165,411	167,609	206,230	206,230
MISCELLANEOUS	239,417	273,517	179,704	179,704
TOTAL OPERATING	**$ 4,280,045**	**$ 4,547,111**	**$ 4,593,480**	**$ 4,593,480**
OPERATING EXPENSES				
CONTINGENCIES	$	$	$ 26,306	$ 26,306
SALARIES AND BENEFITS	1,902,933	1,997,597	2,118,391	2,118,391
SERVICES AND SUPPLIES	2,802,451	1,872,309	2,668,043	2,668,043
OTHER CHARGES	4,209,437	3,896,994	4,667,416	4,667,416
NON-OPERATING EXPENSES	474,052			
TOTAL OPERATING EXPENSES	**$ 9,388,873**	**$ 7,766,900**	**$ 9,480,156**	**$ 9,480,156**
OPERATING INCOME(LOSS)	**$ (5,108,828)**	**$ (3,219,789)**	**$ (4,886,676)**	**$ (4,886,676)**
NON-OPERATING REVENUES (EXPENSES)				
FINES, FORFEITURES & PENALTIES	$ 168	$ 511	$ 400	$ 400
AID FROM OTHER GOVTS	1,624,316	129,665	1,522,800	1,522,800
AID FROM OTHER GOVTS	585,343	494,110	585,000	585,000
OTHER NON-OPERATING REVENUE	3,124,030	2,818,996	3,600,000	3,600,000
TOTAL NON-OPERATING REVENUES (EXPENSES)	**$ 5,333,857**	**$ 3,443,282**	**$ 5,708,200**	**$ 5,708,200**

State Controller Schedules
County Budget Act
January 2010 Edition, revision #1

COUNTY OF KERN
Operation of Enterprise Fund
Fiscal Year 2014-15

Schedule 11

AIRPORT ENTERPRISE FUND PUBLIC WAYS & FACILITIES TRANSPORTATION TERMINALS
Fund 35005
Budget Unit 8995

Operating Detail	Actual 2012-13	Actual 2013-14	CAO Recommended 2014-15	Adopted by the Board of Supervisors 2014-15
1	2	3	4	5
INCOME BEFORE CAPITAL CONTRIBUTIONS AND TRANSFERS	**$ 225,029**	**$ 223,493**	**$ 821,524**	**$ 821,524**
TRANSFERS- IN/(OUT)	$ 74,201	$ 4,340,119	$ 238,476	$ 238,476
CHANGES IN NET ASSETS	**$ 299,230**	**$ 4,563,612**	**$ 1,060,000**	**$ 1,060,000**
CAPITAL ASSETS	$ 62,271	$ 114,543	$ 1,060,000	$ 1,060,000
ADJUSTMENTS TO RETAINED EARNINGS				
NET ASSETS - BEGINNING BALANCE	56,456,626	56,026,383	58,246,105	58,246,105
NET INCOME(LOSS)	1,123,348	4,449,069		
NET ASSETS - ENDING BALANCE	56,026,383	58,246,106	6,725,833	6,725,833

Revenues Tie To	SCH 1, COL 4
Expenses Tie To	SCH 1, COL 6

State Controller Schedules County Budget Act January 2010 Edition, revision #1	COUNTY OF KERN Operation of Enterprise Fund Fiscal Year 2014-15			Schedule 11
			KERN MEDICAL CENTER ENTERPRISE Fund 35030 Budget Unit 8997	
Operating Detail	Actual 2012-13	Actual 2013-14	CAO Recommended 2014-15	Adopted by the Board of Supervisors 2014-15
1	2	3	4	5
OPERATING REVENUES				
PATIENT REVENUE (NET)	$ 647,294,465	$ 650,555,677	$ 647,879,893	$ 647,879,893
DEDUCTIONS FROM REVENUE	(530,521,919)	(521,166,584)	(519,536,943)	(519,536,943)
USE OF MONEY/PROPERTY	62,193	56,527	16,070	16,070
INTERGOVERNMENTAL	160,405,494	126,276,100	158,961,046	158,961,046
CHARGES FOR SERVICES	3,666,291	4,954,448	4,700,095	4,700,095
MISCELLANEOUS	23,887,228	22,381,029	5,412,860	5,412,860
TOTAL OPERATING REVENUES	**$ 304,793,752**	**$ 283,057,197**	**$ 297,433,021**	**$ 297,433,021**
OPERATING EXPENSES				
CONTINGENCIES	$	$	$ 819,643	$ 819,643
SALARIES AND BENEFITS	195,452,806	191,117,703	183,971,547	183,971,547
SERVICES AND SUPPLIES	70,834,095	87,406,669	84,827,083	84,827,083
OTHER CHARGES	67,697,406	69,114,868	83,675,230	83,675,230
EXPEND. REIMB.		-	(8,390,899)	(8,390,899)
TOTAL OPERATING EXPENSES	**$ 333,984,307**	**$ 347,639,240**	**$ 344,902,604**	**$ 344,902,604**
OPERATING INCOME(LOSS)	**$ (29,190,555)**	**$ (64,582,043)**	**$ (47,469,583)**	**$ (47,469,583)**
NON-OPERATING REVENUES (EXPENSES)				
FINES, FORFEITURES & PENALTIES	$ 2,958	$ 3,082	$ 9,090	$ 9,090
OTHER NON-OPERATING REVENUE	5,302,501	4,417,927	5,870,170	5,870,170
TOTAL NON-OPERATING REVENUES (EXPENSES)	**$ 5,305,459**	**$ 4,421,009**	**$ 5,879,260**	**$ 5,879,260**
INCOME BEFORE CAPITAL CONTRIBUTIONS AND TRANSFERS	**$ (23,885,096)**	**$ (60,161,034)**	**$ (41,590,323)**	**$ (41,590,323)**
CAPITAL CONTRIBUTIONS	13,000,000			

State Controller Schedules County Budget Act January 2010 Edition, revision #1	COUNTY OF KERN Operation of Enterprise Fund Fiscal Year 2014-15			Schedule 11
			KERN MEDICAL CENTER ENTERPRISE Fund 35030 Budget Unit 8997	
Operating Detail	Actual 2012-13	Actual 2013-14	CAO Recommended 2014-15	Adopted by the Board of Supervisors 2014-15
1	2	3	4	5
TRANSFERS- IN/(OUT)	$ 37,819,195	$ 62,260,917	$ 46,904,139	$ 46,904,139
CHANGES IN NET ASSETS	**$ 26,934,099**	**$ 2,099,883**	**$ 5,313,816**	**$ 5,313,816**
CAPITAL ASSETS	$ 2,003,764	$ 959,220	$ 5,313,816	$ 5,313,816
ADJUSTMENTS TO RETAINED EARNINGS				
NET ASSETS - BEGINNING BALANCE	802,847	7,036,718	(58,004,253)	(58,004,253)
NET INCOME(LOSS)	(14,876,891)	9,497,960		
NET ASSETS - ENDING BALANCE	7,036,718	(58,004,253)	(83,281,722)	(83,281,722)

Revenues Tie To	SCH 1, COL 4
Expenses Tie To	SCH 1, COL 6

State Controller Schedules County Budget Act January 2010 Edition, revision #1	COUNTY OF KERN Operation of Enterprise Fund Fiscal Year 2014-15			Schedule 11
			PUBLIC TRANSPORTATION ENTERPRISE Fund 35060 Budget Unit 8998	
Operating Detail	Actual 2012-13	Actual 2013-14	CAO Recommended 2014-15	Adopted by the Board of Supervisors 2014-15
1	2	3	4	5
OPERATING REVENUES				
USE OF MONEY/PROPERTY	$ 52,667	$ 63,452	$ 62,171	$ 62,171
INTERGOVERNMENTAL	4,082,502	6,195,257	8,090,205	8,090,205
CHARGES FOR SERVICES	978,019	956,497	880,000	880,000
MISCELLANEOUS	357,992	43,996	497,044	497,044
TOTAL OPERATING	**$ 5,471,180**	**$ 7,259,202**	**$ 9,529,420**	**$ 9,529,420**
OPERATING EXPENSES				
SALARIES AND BENEFITS	$ 283,418	$ 336,248	$ 355,651	$ 355,651
SERVICES AND SUPPLIES	6,983,592	7,548,591	8,067,809	8,067,809
OTHER CHARGES	872,675	943,168	1,303,127	1,303,127
TOTAL OPERATING EXPENSES	**$ 8,139,685**	**$ 8,828,007**	**$ 9,726,587**	**$ 9,726,587**
OPERATING INCOME(LOSS)	**$ (2,668,505)**	**$ (1,568,805)**	**$ (197,167)**	**$ (197,167)**
NON-OPERATING REVENUES (EXPENSES)				
TAXES AND ASSESSMENTS	$ 4,858,101	$ 6,159,183	$ 5,864,282	$ 5,864,282
OTHER NON-OPERATING REVENUE	863,428	899,727	1,176,644	1,176,644
GAIN/(LOSS) ON SALE OF CAPITAL ASSETS			36,000	36,000
TOTAL NON-OPERATING REVENUES (EXPENSES)	**$ 5,721,529**	**$ 7,058,910**	**$ 7,076,926**	**$ 7,076,926**
INCOME BEFORE CAPITAL CONTRIBUTIONS AND TRANSFERS	**$ 3,053,024**	**$ 5,490,105**	**$ 6,879,759**	**$ 6,879,759**
CHANGES IN NET ASSETS	**$ 3,053,027**	**$ 5,490,105**	**$ 6,879,759**	**$ 6,879,759**
CAPITAL ASSETS	$ 305,890	$ 51,932	$ 6,879,759	$ 6,879,759
ADJUSTMENTS TO RETAINED EARNINGS				

State Controller Schedules County Budget Act January 2010 Edition, revision #1	COUNTY OF KERN Operation of Enterprise Fund Fiscal Year 2014-15			Schedule 11
			PUBLIC TRANSPORTATION ENTERPRISE Fund 35060 Budget Unit 8998	
Operating Detail	Actual 2012-13	Actual 2013-14	CAO Recommended 2014-15	Adopted by the Board of Supervisors 2014-15
1	2	3	4	5
NET ASSETS - BEGINNING BALANCE	455,417	4,468,769	9,072,295	9,072,294
NET INCOME(LOSS)	(2,833,993)	5,438,173		
NET ASSETS - ENDING BALANCE	4,468,769	9,072,295	17,125,387	17,125,387

Revenues Tie To	SCH 1, COL 4
Expenses Tie To	SCH 1, COL 6

State Controller Schedules County Budget Act January 2010 Edition, revision #1	COUNTY OF KERN Operation of Enterprise Fund Fiscal Year 2014-15			Schedule 11
			SOLID WASTE MGMT ENTERPRISE FD ENTERPRISE Fund 35050 Budget Unit 8999	
Operating Detail	Actual 2012-13	Actual 2013-14	CAO Recommended 2014-15	Adopted by the Board of Supervisors 2014-15
1	2	3	4	5
OPERATING REVENUES				
TAXES	$ 22,136,982	$ 22,376,653	$ 22,534,598	$ 22,534,598
FINES AND FORFEITURES	2,069,813	307,611	288,131	288,131
USE OF MONEY/PROPERTY	361,833	308,148	601,726	601,726
INTERGOVERNMENTAL	156,942	218,536	207,794	207,794
CHARGES FOR SERVICES	16,654,815	17,427,611	16,449,039	16,449,039
MISCELLANEOUS	661,810	432,125	443,000	443,000
TOTAL OPERATING REVENUES	**$ 42,042,195**	**$ 41,070,684**	**$ 40,524,288**	**$ 40,524,288**
OPERATING EXPENSES				
SALARIES AND BENEFITS	$ 13,264,861	$ 13,612,513	$ 15,099,540	$ 15,099,540
SERVICES AND SUPPLIES	14,157,510	15,472,282	19,585,391	19,585,391
OTHER CHARGES	6,067,604	6,321,989	7,126,694	7,126,694
TOTAL OPERATING EXPENSES	**$ 33,489,975**	**$ 35,406,784**	**$ 41,811,625**	**$ 41,811,625**
OPERATING INCOME(LOSS)	**$ 8,552,220**	**$ 5,663,900**	**$ (1,287,337)**	**$ (1,287,337)**
NON-OPERATING REVENUES (EXPENSES)				
OTHER NON-OPERATING REVENUE	$ 2,338,021	$ 2,595,879	$ 3,832,000	$ 3,832,000
TOTAL NON-OPERATING REVENUES (EXPENSES)	**$ 2,338,021**	**$ 2,595,879**	**$ 3,832,000**	**$ 3,832,000**
INCOME BEFORE CAPITAL CONTRIBUTIONS AND TRANSFERS	**$ 10,890,241**	**$ 8,259,779**	**$ 2,544,663**	**$ 2,544,663**
TRANSFERS- IN/(OUT)	$ (93,094)	$	$	
CHANGES IN NET ASSETS	**$ 10,797,147**	**$ 8,259,779**	**$ 2,544,663**	**$ 2,544,663**

State Controller Schedules County Budget Act January 2010 Edition, revision #1	COUNTY OF KERN Operation of Enterprise Fund Fiscal Year 2014-15	Schedule 11

Operating Detail	Actual 2012-13	Actual 2013-14	SOLID WASTE MGMT ENTERPRISE FD ENTERPRISE Fund 35050 Budget Unit 8999 CAO Recommended 2014-15	Adopted by the Board of Supervisors 2014-15
1	2	3	4	5
CAPITAL ASSETS	$ 4,179,000	$ 628,522	$ 9,334,159	$ 9,334,159
ADJUSTMENTS TO RETAINED EARNINGS				
NET ASSETS - BEGINNING BALANCE	74,034,269	79,647,242	83,900,700	83,900,700
NET INCOME(LOSS)	7,281,086	7,631,257	(6,789,496)	(6,789,496)
NET ASSETS - ENDING BALANCE	79,647,242	83,900,700	38,330,197	38,330,197

Revenues Tie To	SCH 1, COL 4
Expenses Tie To	SCH 1, COL 6

CANCELLATION OF RESERVES/DESIGNATIONS					
2183	DESIG-ARVIN SLF CLOS/POSTCLOS	$ 1,224,596	$	$	$
2184	DESIG-BENA SLF PH 1 CLOSURE/PC	5,427,270	5,427,270	4,001,213	4,001,213
TOTAL CANCELLATION OF RESERVES/DESIGNATIONS		**$ 6,651,866**	**$ 5,427,270**	**$ 4,001,213**	**$ 4,001,213**
INCREASES TO RESERVES/DESIGNATIONS					
2177	DESIG-BENA SLF PH2A CLOSURE/PC	$ 599,236	$ 609,405	$ 243,798	$ 243,798
2184	DESIG-BENA SLF PH 1 CLOSURE/PC	21,502	35,960		
2185	DESIG-BORON SLF CLOS/POSTCLOS			37,589	37,589
2193	DESIG-MOJ-ROSAMND SLF PH1 C/PC	329,241	342,484	180,890	180,890
2194	DESIG-RIDGECRST-INYOKRN SLF C/	183,675	213,888	178,768	178,768
2195	DESIG-SHFTR-SCO SLF CLOSURE/PC	306,191	313,845	308,805	308,805
2196	DESIG-TAFT SLF CLOSURE/POSTCLO	161,358	75,316	65,717	65,717
2197	DESIG-TEHACHAPI SLF CLOSURE/PC			63,743	63,743
2198	DESIG-CAPITAL PROJECTS	3,542,888	2,962,151	3,065,228	3,065,228
TOTAL INCREASES TO RESERVES/DESIGNATIONS		**$ 5,144,091**	**$ 4,553,049**	**$ 4,144,538**	**$ 4,144,538**

PUBLIC EMPLOYMENT

GRANT PROGRAM

State Controller Schedules
County Budget Act
January 2010 Edition, revision #1

COUNTY OF KERN
Special Districts and Other Agencies Summary
Fiscal Year 2014-15

Schedule 12

District Name	Total Financing Sources				Total Financing Uses		
	Fund Balance Available June 30, 2014	Decreases to Obligated Fund Balances	Additional Financing Sources	Total Financing Sources	Financing Uses	Increases to Obligated Fund Balances	Total Financing Uses
1	2	3	4	5	6	7	8
PUBLIC EMPLOYMENT GRANT PROGRAMS							
29055 EMP TRNG RESOURCE-NON-WIA	$ 316,298	$	$ 519,794	$ 836,092	$ 836,092	$	$ 836,092
29060 EMPLOYERS TRNG RESOURCE-WIA	202,288		20,750,694	20,952,982	20,952,982		20,952,982
TOTAL PUBLIC EMPLOYMENT GRANT PROGRAMS	**$ 518,586**	**$**	**$ 21,270,488**	**$ 21,789,074**	**$ 21,789,074**	**$**	**$ 21,789,074**

Arithmetic Results				COL 2+3+4 COL 5 = COL 8			COL 6+7 COL 5 = COL 8
Totals Transferred From	SCH 13, COL 6	SCH 14, COL 4	SCH 15, COL 5	SCH 15, COL 5		SCH 14, COL 6	SCH 15, COL 5
Totals Transferred To	SCH 1, COL 2	SCH 1, COL 3	SCH 1, COL 4	SCH 1, COL 5	SCH 1, COL 6	SCH 1, COL 7	SCH 1, COL 8

State Controller Schedules
County Budget Act
January 2010 Edition, revision #1

COUNTY OF KERN
Fund Balance - Special Districts and Other Agencies
Fiscal Year 2014-15

Schedule 13

District Name	Total Fund Balance June 30, 2014	Less: Obligated Fund Balances			Fund Balance Available June 30, 2014 Actual
		Encumbrances	Nonspendable/ Restricted/ Committed	Assigned	
1	2	3	4	5	6
PUBLIC EMPLOYMENT GRANT PROGRAMS					
29055 EMP TRNG RESOURCE-NON-WIA	$ 514,825	$	$	$ 198,527	$ 316,298
29060 EMPLOYERS TRNG RESOURCE-WIA	1,614,828	1,412,540			202,288
TOTAL PUBLIC EMPLOYMENT GRANT PROGRAMS	**$ 2,129,653**	**$ 1,412,540**	**$**	**$ 198,527**	**$ 518,586**

Arithimetic Results					COL 2-3-4-5
Totals Transferred From			SCH 14, COL 2	SCH 14, COL 2	
Totals Transferred To					SCH 1, COL 2 SCH 12, COL 2

State Controller Schedules
County Budget Act
January 2010 Edition, revision #1

COUNTY OF KERN
Special Districts and other Agencies
Obligated Fund Balances
Fiscal Year 2014-15

Schedule 14

District Name	Obligated Fund Balances June 30, 2014	Decreases or Cancellations		Increases or New		Total Obligated Fund Balances for the Budget Year
		CAO Recommended	Adopted by the Board of Supervisors	CAO Recommended	Adopted by the Board of Supervisors	
1	2	3	4	5	6	7
29055 EMP TRNG RESOURCE-NON-WIA						
2173 DESIG-GENERAL	$ 198,527	$	$	$	$	$ 198,527
TOTAL EMP TRNG RESOURCE-NON-WIA	**$ 198,527**	**$**	**$**	**$**	**$**	**$ 198,527**
	$ 198,527	**$**	**$**	**$**	**$**	**$ 198,527**

TOTAL SPECIAL DISTRICTS AND OTHER AGENCIES	**$ 198,527**	**$**	**$**	**$**	**$**	**$ 198,527**
Arithmetic Results						COL 2-4+6
Total Transferred To	SCH 13, COL'S 4&5		SCH 12, COL 3 SCH1, COL 3		SCH 12, COL 7 SCH1, COL 7	

State Controller Schedules
County Budget Act
January 2010 Edition, revision #1

COUNTY OF KERN
Special Districts and Other Agencies
Financing Sources and Uses by Budget Unit by Object
Fiscal Year 2014-15

Schedule 15

EMPLOYERS TRNG RESOURCE- JTPA
PUBLIC ASSISTANCE
PUBLIC EMPOYMENT GRANT PROGRAMS
Fund 29060
Budget Unit 8907

Detail by Revenue Category and Expenditure Object	Actual 2012-13	Actual 2013-14	CAO Recommended 2014-15	Adopted by the Board of Supervisors 2014-15
1	2	3	4	5
USE OF MONEY/PROPERTY	$ 4,972	$ 5,637	$ 4,800	$ 4,800
INTERGOVERNMENTAL	14,837,679	14,821,152	16,422,131	16,422,131
CHARGES FOR SERVICES	1,503,287	3,317,358	3,965,008	3,965,008
MISCELLANEOUS	86,486		100	100
OTHER FINANCING SOURCES	565,066	1,246,829	358,655	358,655
TOTAL REVENUE	**$ 16,997,490**	**$ 19,390,976**	**$ 20,750,694**	**$ 20,750,694**
SERVICES & SUPPLIES	$	$	$ 5,000	$ 5,000
OTHER CHARGES	6,997,698	7,639,127	9,765,823	9,765,823
OTHER FINANCING USES	10,310,697	10,117,965	11,182,159	11,182,159
TOTAL EXPENDITURES/APPROPRIATIONS	**$ 17,308,395**	**$ 17,757,092**	**$ 20,952,982**	**$ 20,952,982**
NET COST	**$ (310,905)**	**$ 1,633,884**	**$ (202,288)**	**$ (202,288)**

State Controller Schedules
County Budget Act
January 2010 Edition, revision #1

COUNTY OF KERN
Special Districts and Other Agencies
Financing Sources and Uses by Budget Unit by Object
Fiscal Year 2014-15

Schedule 15

EMP TRNG RESOURCE-NON-JTPA
PUBLIC ASSISTANCE
PUBLIC EMPOYMENT GRANT PROGRAMS
Fund 29055
Budget Unit 8916

Detail by Revenue Category and Expenditure Object	Actual 2012-13	Actual 2013-14	CAO Recommended 2014-15	Adopted by the Board of Supervisors 2014-15
1	2	3	4	5
USE OF MONEY/PROPERTY	$ 2,346	$ 1,505	$ 2,000	$ 2,000
MISCELLANEOUS		214,705	514,794	514,794
OTHER FINANCING SOURCES	2,385	330	3,000	3,000
TOTAL REVENUE	**$ 4,731**	**$ 216,540**	**$ 519,794**	**$ 519,794**
APPROPRIATION FR CONTINGENCIES	$	$	$ 136,593	$ 136,593
SERVICES & SUPPLIES		613	589,679	589,679
OTHER CHARGES			58,000	58,000
OTHER FINANCING USES	303,899	2,630	51,820	51,820
TOTAL EXPENDITURES/APPROPRIATIONS	**$ 303,899**	**$ 3,243**	**$ 836,092**	**$ 836,092**
NET COST	**$ (299,168)**	**$ 213,297**	**$ (316,298)**	**$ (316,298)**

COMMUNITY DEVELOPMENT

GRANT PROGRAM

State Controller Schedules
County Budget Act
January 2010 Edition, revision #1

COUNTY OF KERN
Special Districts and Other Agencies Summary
Fiscal Year 2014-15

Schedule 12

District Name	Total Financing Sources				Total Financing Uses		
	Fund Balance Available June 30, 2014	Decreases to Obligated Fund Balances	Additional Financing Sources	Total Financing Sources	Financing Uses	Decreases to Obligated Fund Balances	Total Financing Uses
1	2	3	4	5	6	7	8
COMMUNITY DEVELOPMENT GRANT PROGRAMS							
29074 CD-EMERGENCY SHELTER GRANT	$	$	$ 1,045,694	$ 1,045,694	$ 1,045,694	$	$ 1,045,694
29075 CD-NSP GRANT							
29076 CD-NSP3 GRANT							
29080 COMMUNITY DEVELOPMENT PROG TR	28,233		10,662,954	10,691,187	10,691,187		10,691,187
29085 COM DEV-ECON DEV REV LOAN FND	422,349			422,349	422,349		422,349
29086 CD-HOME INVESTMENT TRUST	395,330		5,703,135	6,098,465	6,098,465		6,098,465
TOTAL COMMUNITY DEVELOPMENT GRANT PROGRAMS	**$ 845,912**	**$**	**$ 17,411,783**	**$ 18,257,695**	**$ 18,257,695**	**$**	**$ 18,257,695**

Arithmetic Results				COL 2+3+4 COL 5 = COL 8			COL 6+7 COL 5 = COL 8
Totals Transferred From	SCH 13, COL 6	SCH 14, COL 4	SCH 15, COL 5	SCH 15, COL 5		SCH 14, COL 6	SCH 15, COL 5
Totals Transferred To	SCH 1, COL 2	SCH 1, COL 3	SCH 1, COL 4	SCH 1, COL 5	SCH 1, COL 6	SCH 1, COL 7	SCH 1, COL 8

State Controller Schedules
County Budget Act
January 2010 Edition, revision #1

COUNTY OF KERN
Fund Balance - Special Districts and Other Agencies
Fiscal Year 2014-15

Schedule 13

District Name	Total Fund Balance June 30, 2014	Less: Obligated Fund Balances			Fund Balance Available June 30, 2014 Actual
		Encumbrances	Nonspendable/ Restricted/ Committed	Assigned	
1	2	3	4	5	6
COMMUNITY DEVELOPMENT GRANT PROGRAMS					
29080 COMMUNITY DEVELOPMENT PROG TR	$ 28,233	$	$	$	$ 28,233
29085 COM DEV-ECON DEV REV LOAN FND	422,349				422,349
29086 CD-HOME INVESTMENT TRUST	395,330				395,330
29089 CD-OTHER FUNDING SOURCE	80,149			80,149	
TOTAL COMMUNITY DEVELOPMENT GRANT PROGRAMS	**$ 926,061**	**$**	**$**	**$ 80,149**	**$ 845,912**

Arithimetic Results					COL 2-3-4-5
Totals Transferred From					
Totals Transferred To					SCH 1, COL 2

State Controller Schedules
County Budget Act
January 2010 Edition, revision #1

COUNTY OF KERN
Special Districts and Other Agencies
Financing Sources and Uses by Budget Unit by Object
Fiscal Year 2014-15

Schedule 15

COMMUNITY DEVELOPMENT PROG TR
PUBLIC ASSISTANCE
COMMUNITY DEVELOPMENT GRANT PROGRAMS
Fund 29080
Budget Unit 8920

Detail by Revenue Category and Expenditure Object	Actual 2012-13	Actual 2013-14	CAO Recommended 2014-15	Adopted by the Board of Supervisors 2014-15
1	2	3	4	5
INTERGOVERNMENTAL	$ 4,901,273	$ 4,889,365	$ 10,497,954	$ 10,497,954
MISCELLANEOUS	107,214	81,635	160,000	160,000
OTHER FINANCING SOURCES			5,000	5,000
TOTAL REVENUE	**$ 5,008,487**	**$ 4,971,000**	**$ 10,662,954**	**$ 10,662,954**
APPROPRIATION FR CONTINGENCIES	$	$	$ 1,745,838	$ 1,745,838
SERVICES & SUPPLIES	2,363,171	2,702,003	6,942,084	6,942,084
OTHER CHARGES			(88,649)	(88,649)
OTHER FINANCING USES	2,676,308	2,214,316	2,091,914	2,091,914
TOTAL EXPENDITURES/APPROPRIATIONS	**$ 5,039,479**	**$ 4,916,319**	**$ 10,691,187**	**$ 10,691,187**
NET COST	**$ (30,992)**	**$ 54,681**	**$ (28,233)**	**$ (28,233)**

State Controller Schedules County Budget Act January 2010 Edition, revision #1	COUNTY OF KERN Special Districts and Other Agencies Financing Sources and Uses by Budget Unit by Object Fiscal Year 2014-15	Schedule 15

COMM DEV-ECON DEV REV LOAN FND
PUBLIC ASSISTANCE
COMMUNITY DEVELOPMENT GRANT PROGRAMS
Fund 29085
Budget Unit 8921

Detail by Revenue Category and Expenditure Object	Actual 2012-13	Actual 2013-14	CAO Recommended 2014-15	Adopted by the Board of Supervisors 2014-15
1	2	3	4	5
TOTAL REVENUE	**$**	**$**	**$**	**$**
SERVICES & SUPPLIES	$	$	$ 422,349	$ 422,349
TOTAL EXPENDITURES/APPROPRIATIONS	**$**	**$**	**$ 422,349**	**$ 422,349**
NET COST	**$**	**$**	**$ (422,349)**	**$ (422,349)**

State Controller Schedules
County Budget Act
January 2010 Edition, revision #1

COUNTY OF KERN
Special Districts and Other Agencies
Financing Sources and Uses by Budget Unit by Object
Fiscal Year 2014-15

Schedule 15

CD-NSP3 GRANT
PUBLIC ASSISTANCE
OTHER ASSISTANCE
Fund 29076
Budget Unit 8931

Detail by Revenue Category and Expenditure Object	Actual 2012-13	Actual 2013-14	CAO Recommended 2014-15	Adopted by the Board of Supervisors 2014-15
1	2	3	4	5
INTERGOVERNMENTAL	$ 2,646,932	$ 5,760	$	$
TOTAL REVENUE	**$ 2,646,932**	**$ 5,760**	**$**	**$**
SERVICES & SUPPLIES	$ 2,577,828	$	$	$
OTHER FINANCING USES	69,105	5,761		
TOTAL EXPENDITURES/APPROPRIATIONS	**$ 2,646,933**	**$ 5,761**	**$**	**$**
NET COST	**$ (1)**	**$ (1)**	**$**	**$**

State Controller Schedules
County Budget Act
January 2010 Edition, revision #1

COUNTY OF KERN
Special Districts and Other Agencies
Financing Sources and Uses by Budget Unit by Object
Fiscal Year 2014-15

Schedule 15

CD= EMERGENCY SHELTER GRANT
PUBLIC ASSISTANCE
COMMUNITY DEVELOPMENT GRANT PROGRAMS
Fund 29074
Budget Unit 8932

Detail by Revenue Category and Expenditure Object	Actual 2012-13	Actual 2013-14	CAO Recommended 2014-15	Adopted by the Board of Supervisors 2014-15
1	2	3	4	5
INTERGOVERNMENTAL	$ 191,709	$ 251,843	$ 1,045,694	$ 1,045,694
TOTAL REVENUE	**$ 191,709**	**$ 251,843**	**$ 1,045,694**	**$ 1,045,694**
SERVICES & SUPPLIES	$ 181,401	$ 234,875	$ 983,077	$ 983,077
OTHER FINANCING USES	10,308	16,968	62,617	62,617
TOTAL EXPENDITURES/APPROPRIATIONS	**$ 191,709**	**$ 251,843**	**$ 1,045,694**	**$ 1,045,694**
NET COST	**$**	**$**	**$**	**$**

State Controller Schedules
County Budget Act
January 2010 Edition, revision #1

COUNTY OF KERN
Special Districts and Other Agencies
Financing Sources and Uses by Budget Unit by Object
Fiscal Year 2014-15

Schedule 15

CD-NSP GRANT
PUBLIC ASSISTANCE
OTHER ASSISTANCE
Fund 29075
Budget Unit 8933

Detail by Revenue Category and Expenditure Object	Actual 2012-13	Actual 2013-14	CAO Recommended 2014-15	Adopted by the Board of Supervisors 2014-15
1	2	3	4	5
INTERGOVERNMENTAL	$ 547,144	$ 7,382	$	$
TOTAL REVENUE	**$ 547,144**	**$ 7,382**	**$**	**$**
SERVICES & SUPPLIES	$ 468,861	$	$	$
OTHER FINANCING USES	78,282	7,381		
TOTAL EXPENDITURES/APPROPRIATIONS	**$ 547,143**	**$ 7,381**	**$**	**$**
NET COST	**$ 1**	**$ 1**	**$**	**$**

State Controller Schedules
County Budget Act
January 2010 Edition, revision #1

COUNTY OF KERN
Special Districts and Other Agencies
Financing Sources and Uses by Budget Unit by Object
Fiscal Year 2014-15

Schedule 15

CD-HOME INVESTMENT TRUST
PUBLIC ASSISTANCE
COMMUNITY DEVELOPMENT GRANT PROGRAMS Fund
29086
Budget Unit 8936

Detail by Revenue Category and Expenditure Object	Actual 2012-13	Actual 2013-14	CAO Recommended 2014-15	Adopted by the Board of Supervisors 2014-15
1	2	3	4	5
INTERGOVERNMENTAL	$ 899,807	$ 139,093	$ 5,353,135	$ 5,353,135
MISCELLANEOUS	201,578	345,117	350,000	350,000
TOTAL REVENUE	**$ 1,101,385**	**$ 484,210**	**$ 5,703,135**	**$ 5,703,135**
APPROPRIATION FR CONTINGENCIES	$	$	$ 350,000	$ 350,000
SERVICES & SUPPLIES	916,400		5,597,151	5,597,151
OTHER FINANCING USES	161,067	161,177	151,314	151,314
TOTAL EXPENDITURES/APPROPRIATIONS	**$ 1,077,467**	**$ 161,177**	**$ 6,098,465**	**$ 6,098,465**
NET COST	**$ 23,918**	**$ 323,033**	**$ (395,330)**	**$ (395,330)**

SPECIAL DISTRICTS

GOVERNED BY THE BOARD OF SUPERVISORS

State Controller Schedules County Budget Act January 2010 Edition, revision #1	COUNTY OF KERN Special Districts and Other Agencies Summary Fiscal Year 2014-15	Schedule 12

District Name	Total Financing Sources				Total Financing Uses		
	Fund Balance Available June 30, 2014	Decreases to Obligated Fund Balances	Additional Financing Sources	Total Financing Sources	Financing Uses	Increases to Obligated Fund Balances	Total Financing Uses
1	2	3	4	5	6	7	8
COUNTY SERVICE AREAS							
40515 COUNTY SERVICE AREA #3	$ 289	$	$ 1,958	$ 2,247	$ 2,200	$ 47	$ 2,247
40520 COUNTY SERVICE AREA #4	3,132		5,297	8,429	7,000	1,429	8,429
40525 COUNTY SERVICE AREA #5	534	530	4,136	5,200	5,200		5,200
40530 COUNTY SERVICE AREA #6	2,549	2,074	10,877	15,500	15,500		15,500
40535 COUNTY SERVICE AREA #7	289		485	774	650	124	774
40540 COUNTY SERVICE AREA #8	7,934		17,004	24,938	16,000	8,938	24,938
40545 COUNTY SERVICE AREA #9	11,355		20,993	32,348	27,500	4,848	32,348
40548 COUNTY SERVICE AREA #10 ZONE 6	(2,539)	274	3,177	912	500	412	912
40550 COUNTY SERVICE AREA #10	5,452	3,390	13,158	22,000	22,000		22,000
40555 COUNTY SERVICE AREA #11	5,727	10,975	16,298	33,000	33,000		33,000
40556 COUNTY SERVICE AREA #11 ZONE 4	11,764	22,540	159,106	193,410	193,410		193,410
40557 COUNTY SERVICE AREA #11 ZONE 5	6,381		5,126	11,507	6,600	4,907	11,507
40561 COUNTY SERVICE AREA #12.2	463	520	21	1,004	1,004		1,004
40564 COUNTY SERVICE AREA #12.5							
40565 COUNTY SERVICE AREA #12.6	408	6,831	284	7,523	7,523		7,523
40568 COUNTY SERVICE AREA #12.9	214	5,994		6,208	6,208		6,208
40572 COUNTY SERVICE AREA #12.1 ZN 1	544	1,469		2,013	2,013		2,013
40573 COUNTY SERVICE AREA #12.13							
40595 COUNTY SERVICE AREA #13	(1,152)		3,198	2,046	2,000	46	2,046
40600 COUNTY SERVICE AREA #14	35,064		5,021	40,085	37,710	2,375	40,085
40605 COUNTY SERVICE AREA #15	6,126	7,327	10,547	24,000	24,000		24,000
40607 COUNTY SERVICE AREA #15 ZONE 5	467		548	1,015	700	315	1,015
40609 COUNTY SERVICE AREA #15 ZONE 4	566		2,457	3,023	2,300	723	3,023
40610 COUNTY SERVICE AREA #16	(15,790)		38,730	22,940	19,500	3,440	22,940
40615 COUNTY SERVICE AREA #17	14,194	31,184	15,622	61,000	61,000		61,000
40616 COUNTY SERVICE AREA #17 ZONE 1	70,943	5,233	3,824	80,000	80,000		80,000

State Controller Schedules County Budget Act January 2010 Edition, revision #1	COUNTY OF KERN Special Districts and Other Agencies Summary Fiscal Year 2014-15	Schedule 12

District Name	Total Financing Sources				Total Financing Uses		
	Fund Balance Available June 30, 2014	Decreases to Obligated Fund Balances	Additional Financing Sources	Total Financing Sources	Financing Uses	Increases to Obligated Fund Balances	Total Financing Uses
1	2	3	4	5	6	7	8
40617 COUNTY SERVICE AREA #17 ZONE 2	30,308		89,137	119,445	112,500	6,945	119,445
40618 CSA #17 ZONE 3	2,830	4,379	1,291	8,500	8,500		8,500
40620 COUNTY SERVICE AREA #18	14,805	21,561	29,634	66,000	66,000		66,000
40626 COUNTY SERVICE AREA #18 ZONE 5	1,638		4,501	6,139	5,200	939	6,139
40627 COUNTY SERVICE AREA #18 ZONE 6	13,554	31,949	1,497	47,000	15,000	32,000	47,000
40628 COUNTY SERVICE AREA #18 ZONE 7	6,088	39,211	2,201	47,500	17,500	30,000	47,500
40630 COUNTY SERVICE AREA #20	13,703	11,169	19,128	44,000	44,000		44,000
40635 COUNTY SERVICE AREA #21	831		4,750	5,581	3,400	2,181	5,581
40640 COUNTY SERVICE AREA #22	12,068	1,677	29,255	43,000	43,000		43,000
40645 COUNTY SERVICE AREA #23	14,604		23,375	37,979	34,500	3,479	37,979
40648 CO SERV AREA #23 ZONE 1	1,121	3,247	232	4,600	2,100	2,500	4,600
40650 COUNTY SERVICE AREA #24	611		1,528	2,139	1,900	239	2,139
40655 COUNTY SERVICE AREA #25	297	4,474	183	4,954	4,954		4,954
40660 COUNTY SERVICE AREA #26	4,324	2,385	11,291	18,000	18,000		18,000
40665 COUNTY SERVICE AREA #27	7,710		38,866	46,576	42,000	4,576	46,576
40666 COUNTY SERVICE AREA 27 ZONE 2	(1,212)		1,892	680	500	180	680
40675 COUNTY SERVICE AREA #29	365	47	1,288	1,700	1,700		1,700
40676 COUNTY SERVICE AREA #30 ZONE 6	(2,187)		3,411	1,224	600	624	1,224
40680 COUNTY SERVICE AREA #30	9,063		51,759	60,822	59,000	1,822	60,822
40682 COUNTY SERVICE AREA #30 ZONE 2	(131)	7,787	344	8,000	2,000	6,000	8,000
40685 COUNTY SERVICE AREA #31	633	3,499	268	4,400	2,400	2,000	4,400
40690 COUNTY SERVICE AREA #32	354		1,407	1,761	1,600	161	1,761
40700 COUNTY SERVICE AREA #34	4,665	1,243	18,592	24,500	24,500		24,500
40710 COUNTY SERVICE AREA #36	11,376	6,282	44,342	62,000	62,000		62,000
40711 COUNTY SERVICE AREA #36 ZONE 1	44		2,629	2,673	1,400	1,273	2,673
40712 COUNTY SERVICE AREA #36 ZONE 2	21		1,328	1,349		1,349	1,349
40713 COUNTY SERVICE AREA #36 ZONE 3	65		3,881	3,946		3,946	3,946
40715 COUNTY SERVICE AREA #37	9,207	482	17,811	27,500	27,500		27,500

State Controller Schedules | **COUNTY OF KERN** | **Schedule 12**
County Budget Act | **Special Districts and Other Agencies Summary**
January 2010 Edition, revision #1 | **Fiscal Year 2014-15**

District Name	Total Financing Sources				Total Financing Uses		
	Fund Balance Available June 30, 2014	Decreases to Obligated Fund Balances	Additional Financing Sources	Total Financing Sources	Financing Uses	Increases to Obligated Fund Balances	Total Financing Uses
1	2	3	4	5	6	7	8
40720 COUNTY SERVICE AREA #38	1,162	2,262	2,576	6,000	6,000		6,000
40722 COUNTY SERVICE AREA #39 ZONE 4	13		939	952	300	652	952
40723 COUNTY SERVICE AREA #39 ZONE 5	86		324	410	100	310	410
40724 COUNTY SERVICE AREA #40.1 EMS	77,428		212,448	289,876	230,000	59,876	289,876
40725 COUNTY SERVICE AREA #39	481		304	785	500	285	785
40726 CO SERVICE AREA #39 ZONE 1	2,134		16,976	19,110	12,000	7,110	19,110
40727 CO SERVICE AREA #39.2 Z OF B2	(336)	3,418	906	3,988	3,600	388	3,988
40730 COUNTY SERVICE AREA #40	315,303	29,325	35,372	380,000	380,000		380,000
40733 COUNTY SERVICE AREA #39 ZONE 8	(21,125)	31,427	248,698	259,000	259,000		259,000
40737 COUNTY SERVICE AREA #38 ZN 2	8,101		783	8,884	4,600	4,284	8,884
40740 COUNTY SERVICE AREA #42	(115)		702	587	400	187	587
40745 COUNTY SERVICE AREA #43	3,131	5,875	23,994	33,000	33,000		33,000
40750 COUNTY SERVICE AREA #44	1,393	14,359	2,248	18,000	18,000		18,000
40755 COUNTY SERVICE AREA #45	1,157	11	1,432	2,600	2,600		2,600
40765 COUNTY SERVICE AREA #47	905	1,488	6,907	9,300	9,300		9,300
40785 COUNTY SERVICE AREA #51	(98)	3,977	454	4,333	3,700	633	4,333
40790 COUNTY SERVICE AREA #52	4,716		19,893	24,609	22,000	2,609	24,609
40795 COUNTY SERVICE AREA #53	265	1,375		1,640	1,640		1,640
40796 COUNTY SERVICE AREA #53 ZONE 1	560	5,480	3,460	9,500	4,500	5,000	9,500
40800 COUNTY SERVICE AREA #54	2,221		13,412	15,633	14,000	1,633	15,633
40805 COUNTY SERVICE AREA #55	25	305	3,070	3,400	3,400		3,400
40810 COUNTY SERVICE AREA #56	(166)	3,306	2,660	5,800	5,800		5,800
40820 COUNTY SERVICE AREA #58	1,039	15,180	4,781	21,000	6,000	15,000	21,000
40830 COUNTY SERVICE AREA #60	24,731	27,139	131,130	183,000	183,000		183,000
40831 COUNTY SERVICE AREA #60 ZONE 1	6,361		21,916	28,277	25,000	3,277	28,277
40832 COUNTY SERVICE AREA #60 ZONE 2	47,314	124,211	15,192	186,717	179,000	7,717	186,717
40836 COUNTY SERVICE AREA #61 ZONE 1	1,283	7,101	1,616	10,000	10,000		10,000
40837 COUNTY SERVICE AREA #61 ZONE 2	295	311	1,144	1,750	1,750		1,750

State Controller Schedules County Budget Act January 2010 Edition, revision #1	COUNTY OF KERN Special Districts and Other Agencies Summary Fiscal Year 2014-15	Schedule 12

District Name	Total Financing Sources				Total Financing Uses		
	Fund Balance Available June 30, 2014	Decreases to Obligated Fund Balances	Additional Financing Sources	Total Financing Sources	Financing Uses	Increases to Obligated Fund Balances	Total Financing Uses
1	2	3	4	5	6	7	8
40838 COUNTY SERVICE AREA #61 ZONE 3	274	2,079	6,447	8,800	8,800		8,800
40839 COUNTY SERVICE AREA #61 ZONE 4	763		2,590	3,353	2,900	453	3,353
40840 COUNTY SERVICE AREA #62	(3,753)		11,333	7,580	7,200	380	7,580
40845 COUNTY SERVICE AREA #63	7,524	688	12,288	20,500	20,500		20,500
40846 COUNTY SERVICE AREA #63 ZONE 1	(270)	122,883	99,387	222,000	222,000		222,000
40847 COUNTY SERVICE AREA #63 ZONE 2	(479)	13,028	1,451	14,000	14,000		14,000
40848 COUNTY SERVICE AREA #63 ZONE 3	4,996	2,769	26,456	34,221	30,500	3,721	34,221
40849 COUNTY SERVICE AREA #63 ZONE 4	23,605		74,495	98,100	85,500	12,600	98,100
40851 COUNTY SERVICE AREA #63 ZONE 5	(4,482)	03	82,531	78,052	78,052		78,052
40852 COUNTY SERVICE AREA #63 ZONE 6	8,016	5,242	62,742	76,000	76,000		76,000
40855 COUNTY SERVICE AREA #65	192,871	301	10,828	204,000	204,000		204,000
40856 COUNTY SERVICE AREA #65.1	1,520	9,201	1,379	12,100	4,100	8,000	12,100
40860 COUNTY SERVICE AREA #66	912	1,891	4,397	7,200	5,200	2,000	7,200
40862 COUNTY SERVICE AREA #66 ZONE 2	66	493	1,141	1,700	1,700		1,700
40863 COUNTY SERVICE AREA #66 ZONE 3	6,390	220	3,909	10,519	1,800	8,719	10,519
40864 COUNTY SERVICE AREA #66 ZONE 4	926		6,220	7,146	200	6,946	7,146
40865 COUNTY SERVICE AREA #67	719	757	1,824	3,300	3,300		3,300
40866 COUNTY SERVICE AREA #67 ZN 1	314	6,278	252	6,844	6,844		6,844
40875 COUNTY SERVICE AREA #69	(60)		906	846	400	446	846
40877 CSA #71.3 CITY-SEWER CHARGES							
40885 COUNTY SERVICE AREA #71	72,207	68,509	24,784	165,500	165,500		165,500
40886 COUNTY SERVICE AREA #71 ZONE 1	15,414	74	32,512	48,000	48,000		48,000
40887 COUNTY SERVICE AREA #71 ZONE 2	19,712		58,635	78,347	75,000	3,347	78,347
40888 COUNTY SERVICE AREA #71 ZONE 3	153,678		465,490	619,168	573,000	46,168	619,168
40890 COUNTY SERVICE AREA #72	(1,044)	235	2,809	2,000	2,000		2,000
40893 COUNTY SERVICE AREA #71 ZONE 5	16,652		75,679	92,331	83,000	9,331	92,331
40894 COUNTY SERVICE AREA #71 ZONE 6	19	687	294	1,000	1,000		1,000
40895 COUNTY SERVICE AREA #71 ZONE 7	186,528	85,415	15,057	287,000	287,000		287,000

State Controller Schedules | **COUNTY OF KERN** | **Schedule 12**
County Budget Act | **Special Districts and Other Agencies Summary**
January 2010 Edition, revision #1 | **Fiscal Year 2014-15**

District Name	Total Financing Sources				Total Financing Uses		
	Fund Balance Available June 30, 2014	Decreases to Obligated Fund Balances	Additional Financing Sources	Total Financing Sources	Financing Uses	Increases to Obligated Fund Balances	Total Financing Uses
1	2	3	4	5	6	7	8
40896 COUNTY SERVICE AREA #71 ZONE 8	174,044		236,813	410,857	368,800	42,057	410,857
40901 COUNTY SERVICE AREA #71 ZONE 9	(191)	8,845	1,846	10,500	10,500		10,500
40904 COUNTY SERVICE AREA #81	(480)	2,128	952	2,600	2,600		2,600
40906 COUNTY SERVICE AREA #85	2,663	13,671	2,666	19,000	19,000		19,000
40908 COUNTY SERVICE AREA 71 ZONE 10	17,342	44,445	8,213	70,000	70,000		70,000
40910 COUNTY SERVICE AREA #87.2	334		3,215	3,549	3,200	349	3,549
40911 COUNTY SERVICE AREA #87	5,501		3,885	9,386	5,800	3,586	9,386
40913 COUNTY SERVICE AREA #89	1,121		3,385	4,506	2,500	2,006	4,506
40914 COUNTY SERVICE AREA #91	1,241		237	1,478	1,000	478	1,478
40915 COUNTY SERVICE AREA #92	6,712		3,062	9,774	7,700	2,074	9,774
40916 COUNTY SERVICE AREA #92 ZONE 1	5,088	2,965	6,247	14,300	14,300		14,300
40917 COUNTY SERVICE AREA #92 ZONE 2	522	10,954	1,424	12,900	12,900		12,900
40918 CSA #95 - CONSTRUCTION	33,004		2,200	35,204	6,700	28,504	35,204
40920 CSA #94	219		584	803	300	503	803
40921 CSA #94 ZONE 1	(28)	276	371	619	200	419	619
40922 COUNTY SERVICE AREA #97 ZONE 1	94		208	302	200	102	302
40923 COUNTY SERVICE AREA #97 ZONE 2	(362)	406	1,078	1,122	200	922	1,122
40924 COUNTY SERVICE AREA #97 ZONE 3							
40925 COUNTY SERVICE AREA #97	(244)	30	587	373	200	173	373
TOTAL COUNTY SERVICE AREA	**$ 1,749,531**	**$ 918,756**	**$ 2,879,834**	**$ 5,548,121**	**$ 5,128,058**	**$ 420,063**	**$ 5,548,121**
SANITATION DISTRICTS							
40313 FORD CITY-TAFT HTS SANIT M&O	$ 191,683	$ 152,030	$ 826,287	$ 1,170,000	$ 1,170,000	$	$ 1,170,000
40332 KERN SANITATION AUTHORITY	1,361,959		4,005,640	4,468,852	5,155,065	212,534	5,367,599
TOTAL SANITATION DISTRICTS	**$ 1,553,642**	**$ 152,030**	**$ 4,831,927**	**$ 6,537,599**	**$ 6,325,065**	**$ 212,534**	**$ 6,537,599**

State Controller Schedules
County Budget Act
January 2010 Edition, revision #1

COUNTY OF KERN
Special Districts and Other Agencies Summary
Fiscal Year 2014-15

Schedule 12

District Name	Total Financing Sources				Total Financing Uses		
	Fund Balance Available June 30, 2014	Decreases to Obligated Fund Balances	Additional Financing Sources	Total Financing Sources	Financing Uses	Increases to Obligated Fund Balances	Total Financing Uses
1	2	3	4	5	6	7	8
PUBLIC ASSISTANCE AUTHORITY							
40491 IHSS PUBLIC AUTHORITY	$ 421,830	$	$ 8,464,515	$ 8,886,345	$ 8,287,301	$ 599,044	$ 8,886,345
TOTAL PUBLIC ASSISTANCE AUTHORITY	**$ 421,830**	**$**	**$ 8,464,515**	**$ 8,886,345**	**$ 8,287,301**	**$ 599,044**	**$ 8,886,345**
TOTAL SPECIAL DISTRICTS AND OTHER	**$ 3,725,003**	**$ 1,070,786**	**$ 16,176,276**	**$ 20,972,065**	**$ 19,740,424**	**$ 1,231,641**	**$ 20,972,065**
Arithmetic Results				COL 2+3+4 COL 5 = COL 8			COL 6+7 COL 5 = COL 8
Totals Transferred From	SCH 13, COL 6	SCH 14, COL 4	SCH 15, COL 5	SCH 15, COL 5		SCH 14, COL 6	SCH 15, COL 5
Totals Transferred To	SCH 1, COL 2	SCH 1, COL 3	SCH 1, COL 4	SCH 1, COL 5	SCH 1, COL 6	SCH 1, COL 7	SCH 1, COL 8

State Controller Schedules
County Budget Act
January 2010 Edition, revision #1

COUNTY OF KERN
Fund Balance - Special Districts and Other Agencies
Fiscal Year 2014-15

Schedule 13

District Name	Total Fund Balance June 30, 2014	Less: Obligated Fund Balances			Fund Balance Available June 30, 2014 Actual
		Encumbrances	Nonspendable Restricted/ Committed	Assigned	
1	2	3	4	5	6
COUNTY SERVICE AREAS					
40515 COUNTY SERVICE AREA #3	$ 3,620	$	$	$ 3,331	$ 289
40520 COUNTY SERVICE AREA #4	10,924			7,792	3,132
40525 COUNTY SERVICE AREA #5	9,795			9,261	534
40530 COUNTY SERVICE AREA #6	24,951			22,402	2,549
40535 COUNTY SERVICE AREA #7	1,385			1,096	289
40540 COUNTY SERVICE AREA #8	26,997			19,063	7,934
40545 COUNTY SERVICE AREA #9	51,117			39,762	11,355
40548 COUNTY SERVICE AREA #10 ZONE 6	76,895			79,434	(2,539)
40550 COUNTY SERVICE AREA #10	36,500			31,048	5,452
40555 COUNTY SERVICE AREA #11	69,536			63,809	5,727
40556 COUNTY SERVICE AREA #11 ZONE 4	34,304			22,540	11,764
40557 COUNTY SERVICE AREA #11 ZONE 5	24,850			18,469	6,381
40561 COUNTY SERVICE AREA #12.2	983			520	463
40565 COUNTY SERVICE AREA #12.6	7,503			7,095	408
40568 COUNTY SERVICE AREA #12.9	6,477			6,263	214
40572 COUNTY SERVICE AREA #12.1 ZN 1	2,322			1,778	544
40595 COUNTY SERVICE AREA #13	172			1,324	(1,152)
40600 COUNTY SERVICE AREA #14	52,503			17,439	35,064
40605 COUNTY SERVICE AREA #15	84,418			78,292	6,126
40607 COUNTY SERVICE AREA #15 ZONE 5	835			368	467
40609 COUNTY SERVICE AREA #15 ZONE 4	3,216			2,650	566
40610 COUNTY SERVICE AREA #16	7,847			23,637	(15,790)
40615 COUNTY SERVICE AREA #17	82,544			68,350	14,194
40616 COUNTY SERVICE AREA #17 ZONE 1	145,303			74,360	70,943
40617 COUNTY SERVICE AREA #17 ZONE 2	212,086			181,778	30,308
40618 CSA #17 ZONE 3	30,867			28,037	2,830
40620 COUNTY SERVICE AREA #18	69,497			54,692	14,805
40626 COUNTY SERVICE AREA #18 ZONE 5	8,483			6,845	1,638

State Controller Schedules
County Budget Act
January 2010 Edition, revision #1

COUNTY OF KERN
Fund Balance - Special Districts and Other Agencies
Fiscal Year 2014-15

Schedule 13

District Name	Total Fund Balance June 30, 2014	Less: Obligated Fund Balances			Fund Balance Available June 30, 2014 Actual
		Encumbrances	Nonspendable Restricted/ Committed	Assigned	
1	2	3	4	5	6
40627 COUNTY SERVICE AREA #18 ZONE 6	50,973			37,419	13,554
40628 COUNTY SERVICE AREA #18 ZONE 7	61,106			55,018	6,088
40630 COUNTY SERVICE AREA #20	111,037			97,334	13,703
40635 COUNTY SERVICE AREA #21	4,870			4,039	831
40640 COUNTY SERVICE AREA #22	77,572			65,504	12,068
40645 COUNTY SERVICE AREA #23	82,401			67,797	14,604
40648 CO SERV AREA #23 ZONE 1	5,874			4,753	1,121
40650 COUNTY SERVICE AREA #24	4,616			4,005	611
40655 COUNTY SERVICE AREA #25	4,876			4,579	297
40660 COUNTY SERVICE AREA #26	33,661			29,337	4,324
40665 COUNTY SERVICE AREA #27	90,172			82,462	7,710
40666 COUNTY SERVICE AREA 27 ZONE 2	46,085			47,297	(1,212)
40675 COUNTY SERVICE AREA #29	1,308			943	365
40676 COUNTY SERVICE AREA #30 ZONE 6	83,081			85,268	(2,187)
40680 COUNTY SERVICE AREA #30	83,858			74,795	9,063
40682 COUNTY SERVICE AREA #30 ZONE 2	8,168			8,299	(131)
40685 COUNTY SERVICE AREA #31	6,145			5,512	633
40690 COUNTY SERVICE AREA #32	1,378			1,024	354
40700 COUNTY SERVICE AREA #34	53,002			48,337	4,665
40710 COUNTY SERVICE AREA #36	115,113			103,737	11,376
40711 COUNTY SERVICE AREA #36 ZONE 1	5,121			5,077	44
40712 COUNTY SERVICE AREA #36 ZONE 2	2,585			2,564	21
40713 COUNTY SERVICE AREA #36 ZONE 3	7,560			7,495	65
40715 COUNTY SERVICE AREA #37	56,923			47,716	9,207
40720 COUNTY SERVICE AREA #38	6,631			5,469	1,162
40722 COUNTY SERVICE AREA #39 ZONE 4	23,489			23,476	13
40723 COUNTY SERVICE AREA #39 ZONE 5	1,535			1,449	86
40724 COUNTY SERVICE AREA #40.1 EMS	158,200			80,772	77,428
40725 COUNTY SERVICE AREA #39	8,078			7,597	481

State Controller Schedules
County Budget Act
January 2010 Edition, revision #1

COUNTY OF KERN
Fund Balance - Special Districts and Other Agencies
Fiscal Year 2014-15

Schedule 13

District Name	Total Fund Balance June 30, 2014	Less: Obligated Fund Balances			Fund Balance Available June 30, 2014 Actual
		Encumbrances	Nonspendable Restricted/ Committed	Assigned	
1	2	3	4	5	6
40726 CO SERVICE AREA #39 ZONE 1	50,568			48,434	2,134
40727 CO SERVICE AREA #39.2 Z OF B2	22,318			22,654	(336)
40730 COUNTY SERVICE AREA #40	348,325			33,022	315,303
40733 COUNTY SERVICE AREA #39 ZONE 8	129,845	4,272		146,698	(21,125)
40737 COUNTY SERVICE AREA #38 ZN 2	25,388			17,287	8,101
40740 COUNTY SERVICE AREA #42	17,439			17,554	(115)
40745 COUNTY SERVICE AREA #43	61,345			58,214	3,131
40750 COUNTY SERVICE AREA #44	48,602			47,209	1,393
40755 COUNTY SERVICE AREA #45	4,783			3,626	1,157
40765 COUNTY SERVICE AREA #47	16,178			15,273	905
40785 COUNTY SERVICE AREA #51	11,064			11,162	(98)
40790 COUNTY SERVICE AREA #52	49,128			44,412	4,716
40795 COUNTY SERVICE AREA #53	1,510			1,245	265
40796 COUNTY SERVICE AREA #53 ZONE 1	13,276			12,716	560
40800 COUNTY SERVICE AREA #54	18,939			16,718	2,221
40805 COUNTY SERVICE AREA #55	5,260			5,235	25
40810 COUNTY SERVICE AREA #56	10,154			10,320	(166)
40820 COUNTY SERVICE AREA #58	26,724			25,685	1,039
40830 COUNTY SERVICE AREA #60	334,621			309,890	24,731
40831 COUNTY SERVICE AREA #60 ZONE 1	38,629			32,268	6,361
40832 COUNTY SERVICE AREA #60 ZONE 2	427,103			379,789	47,314
40836 COUNTY SERVICE AREA #61 ZONE 1	36,673			35,390	1,283
40837 COUNTY SERVICE AREA #61 ZONE 2	3,065			2,770	295
40838 COUNTY SERVICE AREA #61 ZONE 3	13,826			13,552	274
40839 COUNTY SERVICE AREA #61 ZONE 4	4,688			3,925	763
40840 COUNTY SERVICE AREA #62	6,147			9,900	(3,753)
40845 COUNTY SERVICE AREA #63	49,188			41,664	7,524
40846 COUNTY SERVICE AREA #63 ZONE 1	108,676			108,946	(270)
40847 COUNTY SERVICE AREA #63 ZONE 2	35,785			36,264	(479)

State Controller Schedules | **COUNTY OF KERN** | **Schedule 13**
County Budget Act | **Fund Balance - Special Districts and Other Agencies**
January 2010 Edition, revision #1 | **Fiscal Year 2014-15**

District Name	Total Fund Balance June 30, 2014	Less: Obligated Fund Balances			Fund Balance Available June 30, 2014 Actual
		Encumbrances	Nonspendable Restricted/ Committed	Assigned	
1	2	3	4	5	6
40848 COUNTY SERVICE AREA #63 ZONE 3	62,360			57,364	4,996
40849 COUNTY SERVICE AREA #63 ZONE 4	219,678			196,073	23,605
40851 COUNTY SERVICE AREA #63 ZONE 5	(4,479)			3	(4,482)
40852 COUNTY SERVICE AREA #63 ZONE 6	45,169			37,153	8,016
40855 COUNTY SERVICE AREA #65	361,568			168,697	192,871
40856 COUNTY SERVICE AREA #65.1	14,896			13,376	1,520
40860 COUNTY SERVICE AREA #66	11,260			10,348	912
40862 COUNTY SERVICE AREA #66 ZONE 2	3,980			3,914	66
40863 COUNTY SERVICE AREA #66 ZONE 3	20,994			14,604	6,390
40864 COUNTY SERVICE AREA #66 ZONE 4	13,914			12,988	926
40865 COUNTY SERVICE AREA #67	5,468			4,749	719
40866 COUNTY SERVICE AREA #67 ZN 1	6,609			6,295	314
40875 COUNTY SERVICE AREA #69	22,583			22,643	(60)
40885 COUNTY SERVICE AREA #71	290,155			217,948	72,207
40886 COUNTY SERVICE AREA #71 ZONE 1	60,150			44,736	15,414
40887 COUNTY SERVICE AREA #71 ZONE 2	87,850			68,138	19,712
40888 COUNTY SERVICE AREA #71 ZONE 3	555,840			402,162	153,678
40890 COUNTY SERVICE AREA #72	1,130			2,174	(1,044)
40893 COUNTY SERVICE AREA #71 ZONE 5	168,574			151,922	16,652
40894 COUNTY SERVICE AREA #71 ZONE 6	3,059			3,040	19
40895 COUNTY SERVICE AREA #71 ZONE 7	562,957			376,429	186,528
40896 COUNTY SERVICE AREA #71 ZONE 8	661,873	4,500		483,329	174,044
40901 COUNTY SERVICE AREA #71 ZONE 9	44,190			44,381	(191)
40904 COUNTY SERVICE AREA #81	22,008			22,488	(480)
40906 COUNTY SERVICE AREA #85	69,314			66,651	2,663
40908 COUNTY SERVICE AREA 71 ZONE 10	222,667			205,325	17,342
40910 COUNTY SERVICE AREA #87.2	3,752			3,418	334
40911 COUNTY SERVICE AREA #87	16,402			10,901	5,501
40913 COUNTY SERVICE AREA #89	5,590			4,469	1,121

State Controller Schedules
County Budget Act
January 2010 Edition, revision #1

COUNTY OF KERN
Fund Balance - Special Districts and Other Agencies
Fiscal Year 2014-15

Schedule 13

District Name	Total Fund Balance June 30, 2014	Less: Obligated Fund Balances			Fund Balance Available June 30, 2014 Actual
		Encumbrances	Nonspendable Restricted/ Committed	Assigned	
1	2	3	4	5	6
40914 COUNTY SERVICE AREA #91	6,660			5,419	1,241
40915 COUNTY SERVICE AREA #92	13,771			7,059	6,712
40916 COUNTY SERVICE AREA #92 ZONE 1	26,326			21,238	5,088
40917 COUNTY SERVICE AREA #92 ZONE 2	12,024			11,502	522
40918 CSA #95 - CONSTRUCTION	87,995			54,991	33,004
40920 CSA #94	3,133			2,914	219
40921 CSA #94 ZONE 1	9,248			9,276	(28)
40922 COUNTY SERVICE AREA #97 ZONE 1	5,194			5,100	94
40923 COUNTY SERVICE AREA #97 ZONE 2	26,586			26,948	(362)
40925 COUNTY SERVICE AREA #97	14,337			14,581	(244)
TOTAL COUNTY SERVICE AREA	**$ 7,965,380**	**$ 8,772**	**$**	**$ 6,207,077**	**$ 1,749,531**
SANITATION DISTRICTS					
40313 FORD CITY-TAFT HTS SANIT M&O	$ 1,007,553	$ 15,480	$	$ 800,390	$ 191,683
40332 KERN SANITATION AUTHORITY	6,237,904	416,824		4,459,121	1,361,959
TOTAL SANITATION DISTRICTS	**$ 7,245,457**	**$ 432,304**	**$**	**$ 5,259,511**	**$ 1,553,642**
PUBLIC ASSISTANCE AUTHORITY					
40491 IHSS PUBLIC AUTHORITY	$ 727,482	$	$	$ 305,652	$ 421,830
TOTAL PUBLIC ASSISTANCE AUTHORITY	**$ 727,482**	**$**	**$**	**$ 305,652**	**$ 421,830**
TOTAL SPECIAL DISTRICTS AND OTHER AGENCIES	**$ 15,938,319**	**$ 441,076**	**$**	**$ 11,772,240**	**$ 3,725,003**

Arithimetic Results					COL 2-3-4-5
Totals Transferred From			SCH 14, COL 2	SCH 14, COL 2	
Totals Transferred To					SCH 1, COL 2

State Controller Schedules
County Budget Act
January 2010 Edition, revision #1

COUNTY OF KERN
Special Districts and other Agencies
Obligated Fund Balances
Fiscal Year 2014-15

Schedule 14

District Name	Obligated Fund Balances June 30, 2014	Decreases or Cancellations: CAO Recommended	Decreases or Cancellations: Adopted by the Board of Supervisors	Increases or New: CAO Recommended	Increases or New: Adopted by the Board of Supervisors	Total Obligated Fund Balances for the Budget Year
1	2	3	4	5	6	7
COUNTY SERVICE AREAS						
40515 COUNTY SERVICE AREA #3						
2173 DESIG-GENERAL	$ 3,331	$	$	$ 47	$ 47	$ 3,378
TOTAL COUNTY SERVICE AREA #3	**$ 3,331**	**$**	**$**	**$ 47**	**$ 47**	**$ 3,378**
40520 COUNTY SERVICE AREA #4						
2173 DESIG-GENERAL	$ 7,792	$	$	$ 1,429	$ 1,429	$ 9,221
TOTAL COUNTY SERVICE AREA #4	**$ 7,792**	**$**	**$**	**$ 1,429**	**$ 1,429**	**$ 9,221**
40525 COUNTY SERVICE AREA #5						
2173 DESIG-GENERAL	$ 9,261	$ 530	$ 530	$	$	$ 8,731
TOTAL COUNTY SERVICE AREA #5	**$ 9,261**	**$ 530**	**$ 530**	**$**	**$**	**$ 8,731**
40530 COUNTY SERVICE AREA #6						
2173 DESIG-GENERAL	$ 22,402	$ 2,074	$ 2,074	$	$	$ 20,328
TOTAL COUNTY SERVICE AREA #6	**$ 22,402**	**$ 2,074**	**$ 2,074**	**$**	**$**	**$ 20,328**
40535 COUNTY SERVICE AREA #7						
2173 DESIG-GENERAL	$ 1,096	$	$	$ 124	$ 124	$ 1,220
TOTAL COUNTY SERVICE AREA #7	**$ 1,096**	**$**	**$**	**$ 124**	**$ 124**	**$ 1,220**
40540 COUNTY SERVICE AREA #8						
2173 DESIG-GENERAL	$ 19,063	$	$	$ 8,938	$ 8,938	$ 28,001
TOTAL COUNTY SERVICE AREA #8	**$ 19,063**	**$**	**$**	**$ 8,938**	**$ 8,938**	**$ 28,001**
40545 COUNTY SERVICE AREA #9						
2156 DESIG-INFRASTRUCTURE REPLACMNT	$	$	$	$ 4,848	$ 4,848	$ 4,848
2173 DESIG-GENERAL	39,762					39,762
TOTAL COUNTY SERVICE AREA #9	**$ 39,762**	**$**	**$**	**$ 4,848**	**$ 4,848**	**$ 44,610**
40548 COUNTY SERVICE AREA #10 ZONE 6						
2156 DESIG-INFRASTRUCTURE REPLACMNT	$ 79,000	$	$	$ 412	$ 412	$ 79,412
2173 DESIG-GENERAL	434	274	274			160
TOTAL COUNTY SERVICE AREA #10 ZONE 6	**$ 79,434**	**$ 274**	**$**	**$ 412**	**$ 412**	**$ 79,572**
40550 COUNTY SERVICE AREA #10						

State Controller Schedules County Budget Act January 2010 Edition, revision #1	COUNTY OF KERN Special Districts and other Agencies Obligated Fund Balances Fiscal Year 2014-15	Schedule 14

District Name	Obligated Fund Balances June 30, 2014	Decreases or Cancellations		Increases or New		Total Obligated Fund Balances for the Budget Year
		CAO Recommended	Adopted by the Board of Supervisors	CAO Recommended	Adopted by the Board of Supervisors	
1	2	3	4	5	6	7
2173 DESIG-GENERAL	$ 31,048	$ 3,390	$ 3,390	$	$	$ 27,658
TOTAL COUNTY SERVICE AREA #10	**$ 31,048**	**$ 3,390**	**$ 3,390**	**$**	**$**	**$ 27,658**
40555 COUNTY SERVICE AREA #11						
2173 DESIG-GENERAL	$ 63,809	$ 10,975	$ 10,975	$	$	$ 52,834
TOTAL COUNTY SERVICE AREA #11	**$ 63,809**	**$ 10,975**	**$ 10,975**	**$**	**$**	**$ 52,834**
40556 COUNTY SERVICE AREA #11 ZONE 4						
2173 DESIG-GENERAL	$ 22,540	$ 22,540	$ 22,540	$	$	$
TOTAL COUNTY SERVICE AREA #11 ZONE 4	**$ 22,540**	**$ 22,540**	**$ 22,540**	**$**	**$**	**$**
40557 COUNTY SERVICE AREA #11 ZONE 5						
2156 DESIG-INFRASTRUCTURE REPLACMNT	$ 18,000	$	$	$ 4,907	$ 4,907	$ 22,907
2173 DESIG-GENERAL	469					469
TOTAL COUNTY SERVICE AREA #11 ZONE 5	**$ 18,469**	**$**	**$**	**$ 4,907**	**$ 4,907**	**$ 23,376**
40561 COUNTY SERVICE AREA #12.2						
2173 DESIG-GENERAL	$ 520	$ 520	$ 520	$	$	$
TOTAL COUNTY SERVICE AREA #12.2	**$ 520**	**$ 520**	**$ 520**	**$**	**$**	**$**
40565 COUNTY SERVICE AREA #12.6						
2173 DESIG-GENERAL	$ 7,095	$ 6,831	$ 6,831	$	$	$ 264
TOTAL COUNTY SERVICE AREA #12.6	**$ 7,095**	**$ 6,831**	**$ 6,831**	**$**	**$**	**$ 264**
40568 COUNTY SERVICE AREA #12.9						
2173 DESIG-GENERAL	$ 6,263	$ 5,994	$ 5,994	$	$	$ 269
TOTAL COUNTY SERVICE AREA #12.9	**$ 6,263**	**$ 5,994**	**$ 5,994**	**$**	**$**	**$ 269**
40572 COUNTY SERVICE AREA #12.1 ZN 1						
2173 DESIG-GENERAL	$ 1,778	$ 1,469	$ 1,469	$	$	$ 309
TOTAL COUNTY SERVICE AREA #12.1 ZN 1	**$ 1,778**	**$ 1,469**	**$ 1,469**	**$**	**$**	**$ 309**
40595 COUNTY SERVICE AREA #13						
2173 DESIG-GENERAL	$ 1,324	$	$	$ 46	$ 46	$ 1,370
TOTAL COUNTY SERVICE AREA #13	**$ 1,324**	**$**	**$**	**$ 46**	**$ 46**	**$ 1,370**

State Controller Schedules
County Budget Act
January 2010 Edition, revision #1

COUNTY OF KERN
Special Districts and other Agencies
Obligated Fund Balances
Fiscal Year 2014-15

Schedule 14

District Name	Obligated Fund Balances June 30, 2014	Decreases or Cancellations		Increases or New		Total Obligated Fund Balances for the Budget Year
		CAO Recommended	Adopted by the Board of Supervisors	CAO Recommended	Adopted by the Board of Supervisors	
1	2	3	4	5	6	7
40600 COUNTY SERVICE AREA #14						
2156 DESIG-INFRASTRUCTURE REPLACMNT	$ 17,000	$	$	$ 2,375	$ 2,375	$ 19,375
2173 DESIG-GENERAL	439					439
TOTAL COUNTY SERVICE AREA #14	**$ 17,439**	**$**	**$**	**$ 2,375**	**$ 2,375**	**$ 19,814**
40605 COUNTY SERVICE AREA #15						
2173 DESIG-GENERAL	$ 78,292	$ 7,327	$ 7,327	$	$	$ 70,965
TOTAL COUNTY SERVICE AREA #15	**$ 78,292**	**$ 7,327**	**$ 7,327**	**$**	**$**	**$ 70,965**
40607 COUNTY SERVICE AREA #15 ZONE 5						
2156 DESIG-INFRASTRUCTURE REPLACMNT	$ 368	$	$	$ 315	$ 315	$ 683
TOTAL COUNTY SERVICE AREA #15 ZONE 5	**$ 368**	**$**	**$**	**$ 315**	**$ 315**	**$ 683**
40609 COUNTY SERVICE AREA #15 ZONE 4						
2173 DESIG-GENERAL	$ 2,650	$	$	$ 723	$ 723	$ 3,373
TOTAL COUNTY SERVICE AREA #15 ZONE 4	**$ 2,650**	**$**	**$**	**$ 723**	**$ 723**	**$ 3,373**
40610 COUNTY SERVICE AREA #16						
2173 DESIG-GENERAL	$ 23,637	$	$	$ 3,440	$ 3,440	$ 27,077
TOTAL COUNTY SERVICE AREA #16	**$ 23,637**	**$**	**$**	**$ 3,440**	**$ 3,440**	**$ 27,077**
40615 COUNTY SERVICE AREA #17						
2173 DESIG-GENERAL	$ 68,350	$ 31,184	$ 31,184	$	$	$ 37,166
TOTAL COUNTY SERVICE AREA #17	**$ 68,350**	**$ 31,184**	**$ 31,184**	**$**	**$**	**$ 37,166**
40616 COUNTY SERVICE AREA #17 ZONE 1						
2156 DESIG-INFRASTRUCTURE REPLACMNT	$ 67,000	$ 5,233	$ 5,233	$	$	$ 61,767
2173 DESIG-GENERAL	7,360					7,360
TOTAL COUNTY SERVICE AREA #17 ZONE 1	**$ 74,360**	**$ 5,233**	**$ 5,233**	**$**	**$**	**$ 69,127**
40617 COUNTY SERVICE AREA #17 ZONE 2						
2173 DESIG-GENERAL	$ 181,778	$	$	$ 6,945	$ 6,945	$ 188,723
TOTAL COUNTY SERVICE AREA #17 ZONE 2	**$ 181,778**	**$**	**$**	**$ 6,945**	**$ 6,945**	**$ 188,723**
40618 CSA #17 ZONE 3						

State Controller Schedules
County Budget Act
January 2010 Edition, revision #1

COUNTY OF KERN
Special Districts and other Agencies
Obligated Fund Balances
Fiscal Year 2014-15

Schedule 14

District Name	Obligated Fund Balances June 30, 2014	Decreases or Cancellations: CAO Recommended	Decreases or Cancellations: Adopted by the Board of Supervisors	Increases or New: CAO Recommended	Increases or New: Adopted by the Board of Supervisors	Total Obligated Fund Balances for the Budget Year
1	2	3	4	5	6	7
2173 DESIG-GENERAL	$ 28,037	$ 4,379	$ 4,379	$	$	$ 23,658
TOTAL CSA #17 ZONE 3	**$ 28,037**	**$ 4,379**	**$ 4,379**	**$**	**$**	**$ 23,658**
40620 COUNTY SERVICE AREA #18						
2173 DESIG-GENERAL	$ 54,692	$ 21,561	$ 21,561	$	$	$ 33,131
TOTAL COUNTY SERVICE AREA #18	**$ 54,692**	**$ 21,561**	**$ 21,561**	**$**	**$**	**$ 33,131**
40626 COUNTY SERVICE AREA #18 ZONE 5						
2173 DESIG-GENERAL	$ 6,845	$	$	$ 939	$ 939	$ 7,784
TOTAL COUNTY SERVICE AREA #18 ZONE 5	**$ 6,845**	**$**	**$**	**$ 939**	**$ 939**	**$ 7,784**
40627 COUNTY SERVICE AREA #18 ZONE 6						
2156 DESIG-INFRASTRUCTURE REPLACMNT	$	$	$	$ 32,000	$ 32,000	$ 32,000
2173 DESIG-GENERAL	37,419	31,949	31,949			5,470
TOTAL COUNTY SERVICE AREA #18 ZONE 6	**$ 37,419**	**$ 31,949**	**$**	**$ 32,000**	**$ 32,000**	**$ 37,470**
40628 COUNTY SERVICE AREA #18 ZONE 7						
2156 DESIG-INFRASTRUCTURE REPLACMNT	$	$	$	$ 30,000	$ 30,000	$ 30,000
2173 DESIG-GENERAL	55,018	39,211	39,211			15,807
TOTAL COUNTY SERVICE AREA #18 ZONE 7	**$ 55,018**	**$ 39,211**	**$**	**$ 30,000**	**$ 30,000**	**$ 45,807**
40630 COUNTY SERVICE AREA #20						
2156 DESIG-INFRASTRUCTURE REPLACMNT	$ 40,000	$	$	$	$	$ 40,000
2173 DESIG-GENERAL	57,334	11,169	11,169			46,165
TOTAL COUNTY SERVICE AREA #20	**$ 97,334**	**$ 11,169**	**$**	**$**	**$**	**$ 86,165**
40635 COUNTY SERVICE AREA #21						
2156 DESIG-INFRASTRUCTURE REPLACMNT	$ 569	$	$	$ 2,181	$ 2,181	$ 2,750
2173 DESIG-GENERAL	3,470					3,470
TOTAL COUNTY SERVICE AREA #21	**$ 4,039**	**$**	**$**	**$ 2,181**	**$ 2,181**	**$ 6,220**
40640 COUNTY SERVICE AREA #22						
2156 DESIG-INFRASTRUCTURE REPLACMNT	$ 40,000	$	$	$	$	$ 40,000
2173 DESIG-GENERAL	25,504	1,677	1,677			23,827

State Controller Schedules
County Budget Act
January 2010 Edition, revision #1

COUNTY OF KERN
Special Districts and other Agencies
Obligated Fund Balances
Fiscal Year 2014-15

Schedule 14

District Name	Obligated Fund Balances June 30, 2014	Decreases or Cancellations		Increases or New		Total Obligated Fund Balances for the Budget Year
		CAO Recommended	Adopted by the Board of Supervisors	CAO Recommended	Adopted by the Board of Supervisors	
1	2	3	4	5	6	7
TOTAL COUNTY SERVICE AREA #22	**$ 65,504**	**$ 1,677**	**$**	**$**	**$**	**$ 63,827**
40645 COUNTY SERVICE AREA #23						
2156 DESIG-INFRASTRUCTURE REPLACMNT	$ 53,633	$	$	$ 3,479	$ 3,479	$ 57,112
2173 DESIG-GENERAL	14,164					14,164
TOTAL COUNTY SERVICE AREA #23	**$ 67,797**	**$**	**$**	**$ 3,479**	**$ 3,479**	**$ 71,276**
40648 CO SERV AREA #23 ZONE 1						
2156 DESIG-INFRASTRUCTURE REPLACMNT	$	$	$	$ 2,500	$ 2,500	$ 2,500
2173 DESIG-GENERAL	4,753	3,247	3,247			1,506
TOTAL CO SERV AREA #23 ZONE 1	**$ 4,753**	**$ 3,247**	**$**	**$ 2,500**	**$ 2,500**	**$ 4,006**
40650 COUNTY SERVICE AREA #24						
2173 DESIG-GENERAL	$ 4,005	$	$	$ 239	$ 239	$ 4,244
TOTAL COUNTY SERVICE AREA #24	**$ 4,005**	**$**	**$**	**$ 239**	**$ 239**	**$ 4,244**
40655 COUNTY SERVICE AREA #25						
2173 DESIG-GENERAL	$ 4,579	$ 4,474	$ 4,474	$	$	$ 105
TOTAL COUNTY SERVICE AREA #25	**$ 4,579**	**$ 4,474**	**$ 4,474**	**$**	**$**	**$ 105**
40660 COUNTY SERVICE AREA #26						
2173 DESIG-GENERAL	$ 29,337	$ 2,385	$ 2,385	$	$	$ 26,952
TOTAL COUNTY SERVICE AREA #26	**$ 29,337**	**$ 2,385**	**$ 2,385**	**$**	**$**	**$ 26,952**
40665 COUNTY SERVICE AREA #27						
2156 DESIG-INFRASTRUCTURE REPLACMNT	$	$	$	$ 4,576	$ 4,576	$ 4,576
2173 DESIG-GENERAL	82,462					82,462
TOTAL COUNTY SERVICE AREA #27	**$ 82,462**	**$**	**$**	**$ 4,576**	**$ 4,576**	**$ 87,038**
40666 COUNTY SERVICE AREA 27 ZONE 2						
2156 DESIG-INFRASTRUCTURE REPLACMNT	$ 47,000	$	$	$ 180	$ 180	$ 47,180
2173 DESIG-GENERAL	297					297
TOTAL COUNTY SERVICE AREA 27 ZONE 2	**$ 47,297**	**$**	**$**	**$ 180**	**$ 180**	**$ 47,477**
40675 COUNTY SERVICE AREA #29						

State Controller Schedules
County Budget Act
January 2010 Edition, revision #1

COUNTY OF KERN
Special Districts and other Agencies
Obligated Fund Balances
Fiscal Year 2014-15

Schedule 14

District Name	Obligated Fund Balances June 30, 2014	Decreases or Cancellations		Increases or New		Total Obligated Fund Balances for the Budget Year
		CAO Recommended	Adopted by the Board of Supervisors	CAO Recommended	Adopted by the Board of Supervisors	
1	2	3	4	5	6	7
2173 DESIG-GENERAL	$ 943	$ 47	$ 47	$	$	$ 896
TOTAL COUNTY SERVICE AREA #29	**$ 943**	**$ 47**	**$ 47**	**$**	**$**	**$ 896**
40676 COUNTY SERVICE AREA #30 ZONE 6						
2156 DESIG-INFRASTRUCTURE REPLACMNT	$ 85,000	$	$	$ 596	$ 596	$ 85,596
2173 DESIG-GENERAL	268			28	28	296
TOTAL COUNTY SERVICE AREA #30 ZONE 6	**$ 85,268**	**$**	**$**	**$ 624**	**$ 624**	**$ 85,892**
40680 COUNTY SERVICE AREA #30						
2173 DESIG-GENERAL	$ 74,795	$	$	$ 1,822	$ 1,822	$ 76,617
TOTAL COUNTY SERVICE AREA #30	**$ 74,795**	**$**	**$**	**$ 1,822**	**$ 1,822**	**$ 76,617**
40682 COUNTY SERVICE AREA #30 ZONE 2						
2156 DESIG-INFRASTRUCTURE REPLACMNT	$	$	$	$ 6,000	$ 6,000	$ 6,000
2173 DESIG-GENERAL	8,299	7,787	7,787			512
TOTAL COUNTY SERVICE AREA #30 ZONE 2	**$ 8,299**	**$ 7,787**	**$**	**$ 6,000**	**$ 6,000**	**$ 6,512**
40685 COUNTY SERVICE AREA #31						
2156 DESIG-INFRASTRUCTURE REPLACMNT	$	$	$	$ 2,000	$ 2,000	$ 2,000
2173 DESIG-GENERAL	5,512	3,499	3,499			2,013
TOTAL COUNTY SERVICE AREA #31	**$ 5,512**	**$ 3,499**	**$**	**$ 2,000**	**$ 2,000**	**$ 4,013**
40690 COUNTY SERVICE AREA #32						
2173 DESIG-GENERAL	$ 1,024	$	$	$ 161	$ 161	$ 1,185
TOTAL COUNTY SERVICE AREA #32	**$ 1,024**	**$**	**$**	**$ 161**	**$ 161**	**$ 1,185**
40700 COUNTY SERVICE AREA #34						
2173 DESIG-GENERAL	$ 48,337	$ 1,243	$ 1,243	$	$	$ 47,094
TOTAL COUNTY SERVICE AREA #34	**$ 48,337**	**$ 1,243**	**$ 1,243**	**$**	**$**	**$ 47,094**
40710 COUNTY SERVICE AREA #36						
2173 DESIG-GENERAL	$ 103,737	$ 6,282	$ 6,282	$	$	$ 97,455
TOTAL COUNTY SERVICE AREA #36	**$ 103,737**	**$ 6,282**	**$ 6,282**	**$**	**$**	**$ 97,455**
40711 COUNTY SERVICE AREA #36 ZONE 1						

State Controller Schedules County Budget Act January 2010 Edition, revision #1	COUNTY OF KERN Special Districts and other Agencies Obligated Fund Balances Fiscal Year 2014-15	Schedule 14

District Name	Obligated Fund Balances June 30, 2014	Decreases or Cancellations		Increases or New		Total Obligated Fund Balances for the Budget Year
		CAO Recommended	Adopted by the Board of Supervisors	CAO Recommended	Adopted by the Board of Supervisors	
1	2	3	4	5	6	7
2156 DESIG-INFRASTRUCTURE REPLACMNT	$	$	$	$ 1,273	$ 1,273	$ 1,273
2173 DESIG-GENERAL	5,077					5,077
TOTAL COUNTY SERVICE AREA #36 ZONE 1	**$ 5,077**	**$**	**$**	**$ 1,273**	**$ 1,273**	**$ 6,350**
40712 COUNTY SERVICE AREA #36 ZONE 2						
2173 DESIG-GENERAL	$ 2,564	$	$	$ 1,349	$ 1,349	$ 3,913
TOTAL COUNTY SERVICE AREA #36 ZONE 2	**$ 2,564**	**$**	**$**	**$ 1,349**	**$ 1,349**	**$ 3,913**
40713 COUNTY SERVICE AREA #36 ZONE 3						
2156 DESIG-INFRASTRUCTURE REPLACMNT	$	$	$	$ 3,946	$ 3,946	$ 3,946
2173 DESIG-GENERAL	7,495					7,495
TOTAL COUNTY SERVICE AREA #36 ZONE 3	**$ 7,495**	**$**	**$**	**$ 3,946**	**$ 3,946**	**$ 11,441**
40715 COUNTY SERVICE AREA #37						
2173 DESIG-GENERAL	$ 47,716	$ 482	$ 482	$	$	$ 47,234
TOTAL COUNTY SERVICE AREA #37	**$ 47,716**	**$ 482**	**$ 482**	**$**	**$**	**$ 47,234**
40720 COUNTY SERVICE AREA #38						
2173 DESIG-GENERAL	$ 5,469	$ 2,262	$ 2,262	$	$	$ 3,207
TOTAL COUNTY SERVICE AREA #38	**$ 5,469**	**$ 2,262**	**$ 2,262**	**$**	**$**	**$ 3,207**
40722 COUNTY SERVICE AREA #39 ZONE 4						
2156 DESIG-INFRASTRUCTURE REPLACMNT	$ 23,000	$	$	$ 466	$ 466	$ 23,466
2173 DESIG-GENERAL	476			186	186	662
TOTAL COUNTY SERVICE AREA #39 ZONE 4	**$ 23,476**	**$**	**$**	**$ 652**	**$ 652**	**$ 24,128**
40723 COUNTY SERVICE AREA #39 ZONE 5						
2156 DESIG-INFRASTRUCTURE REPLACMNT	$ 1,400	$	$	$ 292	$ 292	$ 1,692
2173 DESIG-GENERAL	49			18	18	67
TOTAL COUNTY SERVICE AREA #39 ZONE 5	**$ 1,449**	**$**	**$**	**$ 310**	**$ 310**	**$ 1,759**
40724 COUNTY SERVICE AREA #40.1 EMS						
2173 DESIG-GENERAL	$ 80,772	$	$	$ 59,876	$ 59,876	$ 140,648
TOTAL COUNTY SERVICE AREA #40.1 EMS	**$ 80,772**	**$**	**$**	**$ 59,876**	**$ 59,876**	**$ 140,648**

State Controller Schedules
County Budget Act
January 2010 Edition, revision #1

COUNTY OF KERN
Special Districts and other Agencies
Obligated Fund Balances
Fiscal Year 2014-15

Schedule 14

District Name	Obligated Fund Balances June 30, 2014	Decreases or Cancellations		Increases or New		Total Obligated Fund Balances for the Budget Year
		CAO Recommended	Adopted by the Board of Supervisors	CAO Recommended	Adopted by the Board of Supervisors	
1	2	3	4	5	6	7
40725 COUNTY SERVICE AREA #39						
2156 DESIG-INFRASTRUCTURE REPLACMNT	$ 7,500	$	$	$ 237	$ 237	$ 7,737
2173 DESIG-GENERAL	97			48	48	145
TOTAL COUNTY SERVICE AREA #39	**$ 7,597**	**$**	**$**	**$ 285**	**$ 285**	**$ 7,882**
40726 CO SERVICE AREA #39 ZONE 1						
2156 DESIG-INFRASTRUCTURE REPLACMNT	$ 40,000	$	$	$ 6,111	$ 6,111	$ 46,111
2173 DESIG-GENERAL	8,434			999	999	9,433
TOTAL CO SERVICE AREA #39 ZONE 1	**$ 48,434**	**$**	**$**	**$ 7,110**	**$ 7,110**	**$ 55,544**
40727 CO SERVICE AREA #39.2 Z OF B2						
2156 DESIG-INFRASTRUCTURE REPLACMNT	$ 21,000	$ 3,418	$ 3,418	$	$	$ 17,582
2173 DESIG-GENERAL	1,654			388	388	2,042
TOTAL CO SERVICE AREA #39.2 Z OF B2	**$ 22,654**	**$ 3,418**	**$ 3,418**	**$ 388**	**$ 388**	**$ 19,624**
40730 COUNTY SERVICE AREA #40						
2156 DESIG-INFRASTRUCTURE REPLACMNT	$ 457	$	$	$	$	$ 457
2168 DESIG-SEWAGE DISP SYSTEM	30,000	29,325	29,325			675
2173 DESIG-GENERAL	2,565					2,565
TOTAL COUNTY SERVICE AREA #40	**$ 33,022**	**$ 29,325**	**$**	**$**	**$**	**$ 3,697**
40733 COUNTY SERVICE AREA #39 ZONE 8						
2173 DESIG-GENERAL	$ 146,698	$ 31,427	$ 31,427	$	$	$ 115,271
TOTAL COUNTY SERVICE AREA #39 ZONE 8	**$ 146,698**	**$ 31,427**	**$ 31,427**	**$**	**$**	**$ 115,271**
40737 COUNTY SERVICE AREA #38 ZN 2						
2156 DESIG-INFRASTRUCTURE REPLACMNT	$ 16,500	$	$	$ 2,664	$ 2,664	$ 19,164
2173 DESIG-GENERAL	787			1,620	1,620	2,407
TOTAL COUNTY SERVICE AREA #38 ZN 2	**$ 17,287**	**$**	**$**	**$ 4,284**	**$ 4,284**	**$ 21,571**
40740 COUNTY SERVICE AREA #42						
2156 DESIG-INFRASTRUCTURE REPLACMNT	$ 17,500	$	$	$ 86	$ 86	$ 17,586
2173 DESIG-GENERAL	54			101	101	155

State Controller Schedules
County Budget Act
January 2010 Edition, revision #1

COUNTY OF KERN
Special Districts and other Agencies
Obligated Fund Balances
Fiscal Year 2014-15

Schedule 14

District Name	Obligated Fund Balances June 30, 2014	Decreases or Cancellations		Increases or New		Total Obligated Fund Balances for the Budget Year
		CAO Recommended	Adopted by the Board of Supervisors	CAO Recommended	Adopted by the Board of Supervisors	
1	2	3	4	5	6	7
TOTAL COUNTY SERVICE AREA #42	**$ 17,554**	**$**	**$**	**$ 187**	**$ 187**	**$ 17,741**
40745 COUNTY SERVICE AREA #43						
2156 DESIG-INFRASTRUCTURE REPLACMNT	$ 5,000	$	$	$	$	$ 5,000
2173 DESIG-GENERAL	53,214	5,875	5,875			47,339
TOTAL COUNTY SERVICE AREA #43	**$ 58,214**	**$ 5,875**	**$**	**$**	**$**	**$ 52,339**
40750 COUNTY SERVICE AREA #44						
2173 DESIG-GENERAL	$ 47,209	$ 14,359	$ 14,359	$	$	$ 32,850
TOTAL COUNTY SERVICE AREA #44	**$ 47,209**	**$ 14,359**	**$ 14,359**	**$**	**$**	**$ 32,850**
40755 COUNTY SERVICE AREA #45						
2173 DESIG-GENERAL	$ 3,626	$ 11	$ 11	$	$	$ 3,615
TOTAL COUNTY SERVICE AREA #45	**$ 3,626**	**$ 11**	**$ 11**	**$**	**$**	**$ 3,615**
40765 COUNTY SERVICE AREA #47						
2173 DESIG-GENERAL	$ 15,273	$ 1,488	$ 1,488	$	$	$ 13,785
TOTAL COUNTY SERVICE AREA #47	**$ 15,273**	**$ 1,488**	**$ 1,488**	**$**	**$**	**$ 13,785**
40785 COUNTY SERVICE AREA #51						
2156 DESIG-INFRASTRUCTURE REPLACMNT	$ 11,000	$ 3,977	$ 3,977	$	$	$ 7,023
2173 DESIG-GENERAL	162			633	633	795
TOTAL COUNTY SERVICE AREA #51	**$ 11,162**	**$ 3,977**	**$ 3,977**	**$ 633**	**$ 633**	**$ 7,818**
40790 COUNTY SERVICE AREA #52						
2156 DESIG-INFRASTRUCTURE REPLACMNT	$	$	$	$ 2,609	$ 2,609	$ 2,609
2173 DESIG-GENERAL	44,412					44,412
TOTAL COUNTY SERVICE AREA #52	**$ 44,412**	**$**	**$**	**$ 2,609**	**$ 2,609**	**$ 47,021**
40795 COUNTY SERVICE AREA #53						
2173 DESIG-GENERAL	$ 1,245	$ 1,375	$ 1,375	$	$	$ (130)
TOTAL COUNTY SERVICE AREA #53	**$ 1,245**	**$ 1,375**	**$ 1,375**	**$**	**$**	**$ (130)**
40796 COUNTY SERVICE AREA #53 ZONE 1						
2156 DESIG-INFRASTRUCTURE REPLACMNT	$	$	$	$ 5,000	$ 5,000	$ 5,000

State Controller Schedules
County Budget Act
January 2010 Edition, revision #1

COUNTY OF KERN
Special Districts and other Agencies
Obligated Fund Balances
Fiscal Year 2014-15

Schedule 14

District Name	Obligated Fund Balances June 30, 2014	Decreases or Cancellations		Increases or New		Total Obligated Fund Balances for the Budget Year
		CAO Recommended	Adopted by the Board of Supervisors	CAO Recommended	Adopted by the Board of Supervisors	
1	2	3	4	5	6	7
2173 DESIG-GENERAL	12,716	5,480	5,480			7,236
TOTAL COUNTY SERVICE AREA #53 ZONE 1	**$ 12,716**	**$ 5,480**	**$**	**$ 5,000**	**$ 5,000**	**$ 12,236**
40800 COUNTY SERVICE AREA #54						
2173 DESIG-GENERAL	$ 16,718	$	$	$ 1,633	$ 1,633	$ 18,351
TOTAL COUNTY SERVICE AREA #54	**$ 16,718**	**$**	**$**	**$ 1,633**	**$ 1,633**	**$ 18,351**
40805 COUNTY SERVICE AREA #55						
2173 DESIG-GENERAL	$ 5,235	$ 305	$ 305	$	$	$ 4,930
TOTAL COUNTY SERVICE AREA #55	**$ 5,235**	**$ 305**	**$ 305**	**$**	**$**	**$ 4,930**
40810 COUNTY SERVICE AREA #56						
2173 DESIG-GENERAL	$ 10,320	$ 3,306	$ 3,306	$	$	$ 7,014
TOTAL COUNTY SERVICE AREA #56	**$ 10,320**	**$ 3,306**	**$ 3,306**	**$**	**$**	**$ 7,014**
40820 COUNTY SERVICE AREA #58						
2156 DESIG-INFRASTRUCTURE REPLACMNT	$	$	$	$ 15,000	$ 15,000	$ 15,000
2173 DESIG-GENERAL	25,685	15,180	15,180			10,505
TOTAL COUNTY SERVICE AREA #58	**$ 25,685**	**$ 15,180**	**$**	**$ 15,000**	**$ 15,000**	**$ 25,505**
40830 COUNTY SERVICE AREA #60						
2156 DESIG-INFRASTRUCTURE REPLACMNT	$ 100,000	$	$	$	$	$ 100,000
2173 DESIG-GENERAL	209,890	27,139	27,139			182,751
TOTAL COUNTY SERVICE AREA #60	**$ 309,890**	**$ 27,139**	**$**	**$**	**$**	**$ 282,751**
40831 COUNTY SERVICE AREA #60 ZONE 1						
2173 DESIG-GENERAL	$ 32,268	$	$	$ 3,277	$ 3,277	$ 35,545
TOTAL COUNTY SERVICE AREA #60 ZONE 1	**$ 32,268**	**$**	**$**	**$ 3,277**	**$ 3,277**	**$ 35,545**
40832 COUNTY SERVICE AREA #60 ZONE 2						
2156 DESIG-INFRASTRUCTURE REPLACMNT	$ 375,000	$ 124,211	$ 124,211	$	$	$ 250,789
2173 DESIG-GENERAL	4,789			7,717	7,717	12,506
TOTAL COUNTY SERVICE AREA #60 ZONE 2	**$ 379,789**	**$ 124,211**	**$ 124,211**	**$ 7,717**	**$ 7,717**	**$ 263,295**
40836 COUNTY SERVICE AREA #61 ZONE 1						

State Controller Schedules
County Budget Act
January 2010 Edition, revision #1

COUNTY OF KERN
Special Districts and other Agencies
Obligated Fund Balances
Fiscal Year 2014-15

Schedule 14

District Name	Obligated Fund Balances June 30, 2014	Decreases or Cancellations		Increases or New		Total Obligated Fund Balances for the Budget Year
		CAO Recommended	Adopted by the Board of Supervisors	CAO Recommended	Adopted by the Board of Supervisors	
1	2	3	4	5	6	7
2173 DESIG-GENERAL	$ 35,390	$ 7,101	$ 7,101	$	$	$ 28,289
TOTAL COUNTY SERVICE AREA #61 ZONE 1	**$ 35,390**	**$ 7,101**	**$ 7,101**	**$**	**$**	**$ 28,289**
40837 COUNTY SERVICE AREA #61 ZONE 2						
2173 DESIG-GENERAL	$ 2,770	$ 311	$ 311	$	$	$ 2,459
TOTAL COUNTY SERVICE AREA #61 ZONE 2	**$ 2,770**	**$ 311**	**$ 311**	**$**	**$**	**$ 2,459**
40838 COUNTY SERVICE AREA #61 ZONE 3						
2173 DESIG-GENERAL	$ 13,552	$ 2,079	$ 2,079	$	$	$ 11,473
TOTAL COUNTY SERVICE AREA #61 ZONE 3	**$ 13,552**	**$ 2,079**	**$ 2,079**	**$**	**$**	**$ 11,473**
40839 COUNTY SERVICE AREA #61 ZONE 4						
2173 DESIG-GENERAL	$ 3,925	$	$	$ 453	$ 453	$ 4,378
TOTAL COUNTY SERVICE AREA #61 ZONE 4	**$ 3,925**	**$**	**$**	**$ 453**	**$ 453**	**$ 4,378**
40840 COUNTY SERVICE AREA #62						
2156 DESIG-INFRASTRUCTURE REPLACMNT	$	$	$	$ 380	$ 380	$ 380
2173 DESIG-GENERAL	9,900					9,900
TOTAL COUNTY SERVICE AREA #62	**$ 9,900**	**$**	**$**	**$ 380**	**$ 380**	**$ 10,280**
40845 COUNTY SERVICE AREA #63						
2173 DESIG-GENERAL	$ 41,664	$ 688	$ 688	$	$	$ 40,976
TOTAL COUNTY SERVICE AREA #63	**$ 41,664**	**$ 688**	**$ 688**	**$**	**$**	**$ 40,976**
40846 COUNTY SERVICE AREA #63 ZONE 1						
2156 DESIG-INFRASTRUCTURE REPLACMNT	$ 50,000	$ 40,690	$ 40,690	$	$	$ 9,310
2173 DESIG-GENERAL	58,946	82,193	82,193			(23,247)
TOTAL COUNTY SERVICE AREA #63 ZONE 1	**$ 108,946**	**$ 122,883**	**$ 40,690**	**$**	**$**	**$ (13,937)**
40847 COUNTY SERVICE AREA #63 ZONE 2						
2156 DESIG-INFRASTRUCTURE REPLACMNT	$ 36,000	$ 12,840	$ 12,840	$	$	$ 23,160
2173 DESIG-GENERAL	264	188	188			76
TOTAL COUNTY SERVICE AREA #63 ZONE 2	**$ 36,264**	**$ 13,028**	**$ 12,840**	**$**	**$**	**$ 23,236**
40848 COUNTY SERVICE AREA #63 ZONE 3						

State Controller Schedules
County Budget Act
January 2010 Edition, revision #1

COUNTY OF KERN
Special Districts and other Agencies
Obligated Fund Balances
Fiscal Year 2014-15

Schedule 14

District Name	Obligated Fund Balances June 30, 2014	Decreases or Cancellations		Increases or New		Total Obligated Fund Balances for the Budget Year
		CAO Recommended	Adopted by the Board of Supervisors	CAO Recommended	Adopted by the Board of Supervisors	
1	2	3	4	5	6	7
2156 DESIG-INFRASTRUCTURE REPLACMNT	$ 20,000	$ 2,769	$ 2,769	$	$	$ 17,231
2173 DESIG-GENERAL	37,364			3,721	3,721	41,085
TOTAL COUNTY SERVICE AREA #63 ZONE 3	**$ 57,364**	**$ 2,769**	**$ 2,769**	**$ 3,721**	**$ 3,721**	**$ 58,316**
40849 COUNTY SERVICE AREA #63 ZONE 4						
2156 DESIG-INFRASTRUCTURE REPLACMNT	$	$	$	$ 12,600	$ 12,600	$ 12,600
2173 DESIG-GENERAL	196,073					196,073
TOTAL COUNTY SERVICE AREA #63 ZONE 4	**$ 196,073**	**$**	**$**	**$ 12,600**	**$ 12,600**	**$ 208,673**
40851 COUNTY SERVICE AREA #63 ZONE 5						
2173 DESIG-GENERAL	$ 3	$ 3	$ 3	$	$	$
TOTAL COUNTY SERVICE AREA #63 ZONE 5	**$ 3**	**$ 3**	**$ 3**	**$**	**$**	**$**
40852 COUNTY SERVICE AREA #63 ZONE 6						
2173 DESIG-GENERAL	$ 37,153	$ 5,242	$ 5,242	$	$	$ 31,911
TOTAL COUNTY SERVICE AREA #63 ZONE 6	**$ 37,153**	**$ 5,242**	**$ 5,242**	**$**	**$**	**$ 31,911**
40855 COUNTY SERVICE AREA #65						
2156 DESIG-INFRASTRUCTURE REPLACMNT	$ 78,697	$ 301	$ 301	$	$	$ 78,396
2163 DESIG-WTLNS/HYD RPLC	90,000					90,000
TOTAL COUNTY SERVICE AREA #65	**$ 168,697**	**$ 301**	**$ 301**	**$**	**$**	**$ 168,396**
40856 COUNTY SERVICE AREA #65.1						
2156 DESIG-INFRASTRUCTURE REPLACMNT	$	$	$	$ 8,000	$ 8,000	$ 8,000
2173 DESIG-GENERAL	13,376	9,201	9,201			4,175
TOTAL COUNTY SERVICE AREA #65.1	**$ 13,376**	**$ 9,201**	**$**	**$ 8,000**	**$ 8,000**	**$ 12,175**
40860 COUNTY SERVICE AREA #66						
2156 DESIG-INFRASTRUCTURE REPLACMNT	$	$	$	$ 2,000	$ 2,000	$ 2,000
2173 DESIG-GENERAL	10,348	1,891	1,891			8,457
TOTAL COUNTY SERVICE AREA #66	**$ 10,348**	**$ 1,891**	**$**	**$ 2,000**	**$ 2,000**	**$ 10,457**
40862 COUNTY SERVICE AREA #66 ZONE 2						
2173 DESIG-GENERAL	$ 3,914	$ 493	$ 493	$	$	$ 3,421

State Controller Schedules
County Budget Act
January 2010 Edition, revision #1

COUNTY OF KERN
Special Districts and other Agencies
Obligated Fund Balances
Fiscal Year 2014-15

Schedule 14

District Name	Obligated Fund Balances June 30, 2014	Decreases or Cancellations		Increases or New		Total Obligated Fund Balances for the Budget Year
		CAO Recommended	Adopted by the Board of Supervisors	CAO Recommended	Adopted by the Board of Supervisors	
1	2	3	4	5	6	7
TOTAL COUNTY SERVICE AREA #66 ZONE 2	**$ 3,914**	**$ 493**	**$ 493**	**$**	**$**	**$ 3,421**
40863 COUNTY SERVICE AREA #66 ZONE 3						
2156 DESIG-INFRASTRUCTURE REPLACMNT	$ 14,000	$	$	$ 8,719	$ 8,719	$ 22,719
2173 DESIG-GENERAL	604	220	220			384
TOTAL COUNTY SERVICE AREA #66 ZONE 3	**$ 14,604**	**$ 220**	**$**	**$ 8,719**	**$ 8,719**	**$ 23,103**
40864 COUNTY SERVICE AREA #66 ZONE 4						
2156 DESIG-INFRASTRUCTURE REPLACMNT	$ 12,500	$	$	$ 6,378	$ 6,378	$ 18,878
2173 DESIG-GENERAL	488			568	568	1,056
TOTAL COUNTY SERVICE AREA #66 ZONE 4	**$ 12,988**	**$**	**$**	**$ 6,946**	**$ 6,946**	**$ 19,934**
40865 COUNTY SERVICE AREA #67						
2173 DESIG-GENERAL	$ 4,749	$ 757	$ 757	$	$	$ 3,992
TOTAL COUNTY SERVICE AREA #67	**$ 4,749**	**$ 757**	**$ 757**	**$**	**$**	**$ 3,992**
40866 COUNTY SERVICE AREA #67 ZN 1						
2173 DESIG-GENERAL	$ 6,295	$ 6,278	$ 6,278	$	$	$ 17
TOTAL COUNTY SERVICE AREA #67 ZN 1	**$ 6,295**	**$ 6,278**	**$ 6,278**	**$**	**$**	**$ 17**
40875 COUNTY SERVICE AREA #69						
2156 DESIG-INFRASTRUCTURE REPLACMNT	$ 22,500	$	$	$ 404	$ 404	$ 22,904
2173 DESIG-GENERAL	143			42	42	185
TOTAL COUNTY SERVICE AREA #69	**$ 22,643**	**$**	**$**	**$ 446**	**$ 446**	**$ 23,089**
40885 COUNTY SERVICE AREA #71						
2173 DESIG-GENERAL	$ 217,948	$ 68,509	$ 68,509	$	$	$ 149,439
TOTAL COUNTY SERVICE AREA #71	**$ 217,948**	**$ 68,509**	**$ 68,509**	**$**	**$**	**$ 149,439**
40886 COUNTY SERVICE AREA #71 ZONE 1						
2173 DESIG-GENERAL	$ 44,736	$ 74	$ 74	$	$	$ 44,662
TOTAL COUNTY SERVICE AREA #71 ZONE 1	**$ 44,736**	**$ 74**	**$ 74**	**$**	**$**	**$ 44,662**
40887 COUNTY SERVICE AREA #71 ZONE 2						
2173 DESIG-GENERAL	$ 68,138	$	$	$ 3,347	$ 3,347	$ 71,485

State Controller Schedules
County Budget Act
January 2010 Edition, revision #1

COUNTY OF KERN
Special Districts and other Agencies
Obligated Fund Balances
Fiscal Year 2014-15

Schedule 14

District Name	Obligated Fund Balances June 30, 2014	Decreases or Cancellations: CAO Recommended	Decreases or Cancellations: Adopted by the Board of Supervisors	Increases or New: CAO Recommended	Increases or New: Adopted by the Board of Supervisors	Total Obligated Fund Balances for the Budget Year
1	2	3	4	5	6	7
TOTAL COUNTY SERVICE AREA #71 ZONE 2	**$ 68,138**	**$**	**$**	**$ 3,347**	**$ 3,347**	**$ 71,485**
40888 COUNTY SERVICE AREA #71 ZONE 3						
2173 DESIG-GENERAL	$ 402,162	$	$	$ 46,168	$ 46,168	$ 448,330
TOTAL COUNTY SERVICE AREA #71 ZONE 3	**$ 402,162**	**$**	**$**	**$ 46,168**	**$ 46,168**	**$ 448,330**
40890 COUNTY SERVICE AREA #72						
2173 DESIG-GENERAL	$ 2,174	$ 235	$ 235	$	$	$ 1,939
TOTAL COUNTY SERVICE AREA #72	**$ 2,174**	**$ 235**	**$ 235**	**$**	**$**	**$ 1,939**
40893 COUNTY SERVICE AREA #71 ZONE 5						
2173 DESIG-GENERAL	$ 151,922	$	$	$ 9,331	$ 9,331	$ 161,253
TOTAL COUNTY SERVICE AREA #71 ZONE 5	**$ 151,922**	**$**	**$**	**$ 9,331**	**$ 9,331**	**$ 161,253**
40894 COUNTY SERVICE AREA #71 ZONE 6						
2156 DESIG-INFRASTRUCTURE REPLACMNT	$ 2,000	$	$	$	$	$ 2,000
2173 DESIG-GENERAL	1,040	687	687			353
TOTAL COUNTY SERVICE AREA #71 ZONE 6	**$ 3,040**	**$ 687**	**$**	**$**	**$**	**$ 2,353**
40895 COUNTY SERVICE AREA #71 ZONE 7						
2156 DESIG-INFRASTRUCTURE REPLACMNT	$ 376,429	$ 85,415	$ 85,415	$	$	$ 291,014
TOTAL COUNTY SERVICE AREA #71 ZONE 7	**$ 376,429**	**$ 85,415**	**$ 85,415**	**$**	**$**	**$ 291,014**
40896 COUNTY SERVICE AREA #71 ZONE 8						
2173 DESIG-GENERAL	$ 483,329	$	$	$ 42,057	$ 42,057	$ 525,386
TOTAL COUNTY SERVICE AREA #71 ZONE 8	**$ 483,329**	**$**	**$**	**$ 42,057**	**$ 42,057**	**$ 525,386**
40901 COUNTY SERVICE AREA #71 ZONE 9						
2156 DESIG-INFRASTRUCTURE REPLACMNT	$ 25,000	$	$	$	$	$ 25,000
2173 DESIG-GENERAL	19,381	8,845	8,845			10,536
TOTAL COUNTY SERVICE AREA #71 ZONE 9	**$ 44,381**	**$ 8,845**	**$**	**$**	**$**	**$ 35,536**
40904 COUNTY SERVICE AREA #81						
2173 DESIG-GENERAL	$ 22,488	$ 2,128	$ 2,128	$	$	$ 20,360
TOTAL COUNTY SERVICE AREA #81	**$ 22,488**	**$ 2,128**	**$ 2,128**	**$**	**$**	**$ 20,360**

State Controller Schedules
County Budget Act
January 2010 Edition, revision #1

COUNTY OF KERN
Special Districts and other Agencies
Obligated Fund Balances
Fiscal Year 2014-15

Schedule 14

District Name	Obligated Fund Balances June 30, 2014	Decreases or Cancellations		Increases or New		Total Obligated Fund Balances for the Budget Year
		CAO Recommended	Adopted by the Board of Supervisors	CAO Recommended	Adopted by the Board of Supervisors	
1	2	3	4	5	6	7
40906 COUNTY SERVICE AREA #85						
2156 DESIG-INFRASTRUCTURE REPLACMNT	$ 40,000	$	$	$	$	$ 40,000
2173 DESIG-GENERAL	26,651	13,671	13,671			12,980
TOTAL COUNTY SERVICE AREA #85	**$ 66,651**	**$ 13,671**	**$**	**$**	**$**	**$ 52,980**
40908 COUNTY SERVICE AREA 71 ZONE 10						
2156 DESIG-INFRASTRUCTURE REPLACMNT	$ 150,000	$	$	$	$	$ 150,000
2173 DESIG-GENERAL	55,325	44,445	44,445			10,880
TOTAL COUNTY SERVICE AREA 71 ZONE 10	**$ 205,325**	**$ 44,445**	**$**	**$**	**$**	**$ 160,880**
40910 COUNTY SERVICE AREA #87.2						
2173 DESIG-GENERAL	$ 3,418	$	$	$ 349	$ 349	$ 3,767
TOTAL COUNTY SERVICE AREA #87.2	**$ 3,418**	**$**	**$**	**$ 349**	**$ 349**	**$ 3,767**
40911 COUNTY SERVICE AREA #87						
2156 DESIG-INFRASTRUCTURE REPLACMNT	$ 10,901	$	$	$ 2,834	$ 2,834	$ 13,735
2173 DESIG-GENERAL				752	752	752
TOTAL COUNTY SERVICE AREA #87	**$ 10,901**	**$**	**$**	**$ 3,586**	**$ 3,586**	**$ 14,487**
40913 COUNTY SERVICE AREA #89						
2156 DESIG-INFRASTRUCTURE REPLACMNT	$ 3,200	$	$	$ 1,555	$ 1,555	$ 4,755
2173 DESIG-GENERAL	1,269			451	451	1,720
TOTAL COUNTY SERVICE AREA #89	**$ 4,469**	**$**	**$**	**$ 2,006**	**$ 2,006**	**$ 6,475**
40914 COUNTY SERVICE AREA #91						
2156 DESIG-INFRASTRUCTURE REPLACMNT	$ 4,000	$	$	$ 474	$ 474	$ 4,474
2173 DESIG-GENERAL	1,419			4	4	1,423
TOTAL COUNTY SERVICE AREA #91	**$ 5,419**	**$**	**$**	**$ 478**	**$ 478**	**$ 5,897**
40915 COUNTY SERVICE AREA #92						
2156 DESIG-INFRASTRUCTURE REPLACMNT	$	$	$	$ 2,074	$ 2,074	$ 2,074
2173 DESIG-GENERAL	7,059					7,059
TOTAL COUNTY SERVICE AREA #92	**$ 7,059**	**$**	**$**	**$ 2,074**	**$ 2,074**	**$ 9,133**

State Controller Schedules
County Budget Act
January 2010 Edition, revision #1

COUNTY OF KERN
Special Districts and other Agencies
Obligated Fund Balances
Fiscal Year 2014-15

Schedule 14

District Name	Obligated Fund Balances June 30, 2014	Decreases or Cancellations		Increases or New		Total Obligated Fund Balances for the Budget Year
		CAO Recommended	Adopted by the Board of Supervisors	CAO Recommended	Adopted by the Board of Supervisors	
1	2	3	4	5	6	7
40916 COUNTY SERVICE AREA #92 ZONE 1						
2173 DESIG-GENERAL	$ 21,238	$ 2,965	$ 2,965	$	$	$ 18,273
TOTAL COUNTY SERVICE AREA #92 ZONE 1	**$ 21,238**	**$ 2,965**	**$ 2,965**	**$**	**$**	**$ 18,273**
40917 COUNTY SERVICE AREA #92 ZONE 2						
2156 DESIG-INFRASTRUCTURE REPLACMNT	$ 11,500	$ 10,952	$ 10,952	$	$	$ 548
2173 DESIG-GENERAL	2	2	2			
TOTAL COUNTY SERVICE AREA #92 ZONE 2	**$ 11,502**	**$ 10,954**	**$ 10,952**	**$**	**$**	**$ 548**
40918 CSA #95 - CONSTRUCTION						
2156 DESIG-INFRASTRUCTURE REPLACMNT	$ 20,519	$	$	$ 28,504	$ 28,504	$ 49,023
2173 DESIG-GENERAL	34,472					34,472
TOTAL CSA #95 - CONSTRUCTION	**$ 54,991**	**$**	**$**	**$ 28,504**	**$ 28,504**	**$ 83,495**
40920 CSA #94						
2156 DESIG-INFRASTRUCTURE REPLACMNT	$ 2,900	$	$	$ 414	$ 414	$ 3,314
2173 DESIG-GENERAL	14			89	89	103
TOTAL CSA #94	**$ 2,914**	**$**	**$**	**$ 503**	**$ 503**	**$ 3,417**
40921 CSA #94 ZONE 1						
2156 DESIG-INFRASTRUCTURE REPLACMNT	$ 9,000	$	$	$ 419	$ 419	$ 9,419
2173 DESIG-GENERAL	276	276	276			
TOTAL CSA #94 ZONE 1	**$ 9,276**	**$ 276**	**$**	**$ 419**	**$ 419**	**$ 9,419**
40922 COUNTY SERVICE AREA #97 ZONE 1						
2156 DESIG-INFRASTRUCTURE REPLACMNT	$ 5,000	$	$	$	$	$ 5,000
2173 DESIG-GENERAL	100			102	102	202
TOTAL COUNTY SERVICE AREA #97 ZONE 1	**$ 5,100**	**$**	**$**	**$ 102**	**$ 102**	**$ 5,202**
40923 COUNTY SERVICE AREA #97 ZONE 2						
2156 DESIG-INFRASTRUCTURE REPLACMNT	$ 26,500	$	$	$ 922	$ 922	$ 27,422
2173 DESIG-GENERAL	448	406	406			42
TOTAL COUNTY SERVICE AREA #97 ZONE 2	**$ 26,948**	**$ 406**	**$**	**$ 922**	**$ 922**	**$ 27,464**

State Controller Schedules
County Budget Act
January 2010 Edition, revision #1

COUNTY OF KERN
Special Districts and other Agencies
Obligated Fund Balances
Fiscal Year 2014-15

Schedule 14

District Name	Obligated Fund Balances June 30, 2014	Decreases or Cancellations		Increases or New		Total Obligated Fund Balances for the Budget Year
		CAO Recommended	Adopted by the Board of Supervisors	CAO Recommended	Adopted by the Board of Supervisors	
1	2	3	4	5	6	7
40925 COUNTY SERVICE AREA #97						
2156 DESIG-INFRASTRUCTURE REPLACMNT	$ 14,500	$	$	$ 173	$ 173	$ 14,673
2173 DESIG-GENERAL	81	30	30			51
TOTAL COUNTY SERVICE AREA #97	**$ 14,581**	**$ 30**	**$**	**$ 173**	**$ 173**	**$ 14,724**
TOTAL COUNTY SERVICE AREAS	**$ 6,207,077**	**$ 918,756**	**$ 918,756**	**$ 420,063**	**$ 420,063**	**$ 5,708,384**
SANITATION DISTRICTS						
40313 FORD CITY-TAFT HTS SANIT M&O						
2198 DESIG-CAPITAL PROJECTS	$ 800,390	$ 152,030	$ 152,030	$	$	$ 648,360
TOTAL FORD CITY-TAFT HTS SANIT M&O	**$ 800,390**	**$ 152,030**	**$ 152,030**	**$**	**$**	**$ 648,360**
40332 KERN SANITATION AUTHORITY						
2198 DESIG-CAPITAL PROJECTS	$ 4,459,121	$	$	$ 212,534	$ 212,534	$ 4,671,655
TOTAL KERN SANITATION AUTHORITY	**$ 4,459,121**	**$**	**$**	**$ 212,534**	**$ 212,534**	**$ 4,671,655**
TOTAL SANITATION DISTRICTS	**$ 5,259,511**	**$ 152,030**	**$ 152,030**	**$ 212,534**	**$ 212,534**	**$ 5,320,015**
PUBLIC ASSISTANCE AUTHORITY						
40491 IHSS PUBLIC AUTHORITY						
2173 DESIG-GENERAL	$ 305,652	$	$	$ 599,044	$ 599,044	$ 904,696
TOTAL IHSS PUBLIC AUTHORITY	**$ 305,652**	**$**	**$**	**$ 599,044**	**$ 599,044**	**$ 904,696**
TOTAL PUBLIC ASSISTANCE AUTHORITY	**$ 305,652**	**$**	**$**	**$ 599,044**	**$ 599,044**	**$ 904,696**
TOTAL SPECIAL DISTRICTS AND OTHER AGENCIES	**$ 11,772,240**	**$ 1,070,786**	**$ 1,070,786**	**$ 1,231,641**	**$ 1,231,641**	**$ 11,933,095**
Arithmetic Results						COL 2-4+6
Total Transferred To	SCH 13, COL'S 4&5		SCH 12, COL 3 SCH1, COL 3		SCH 12, COL 7 SCH1, COL 7	

State Controller Schedules
County Budget Act
January 2010 Edition, revision #1

COUNTY OF KERN
Special Districts and Other Agencies
Financing Sources and Uses by Budget Unit by Object
Fiscal Year 2014-15

Schedule 15

COUNTY SERVICE AREA #3
SPECIAL DISTRICT
Fund 40515
Budget Unit 9103

Detail by Revenue Category and Expenditure Object	Actual 2012-13	Actual 2013-14	CAO Recommended 2014-15	Adopted by the Board of Supervisors 2014-15
1	2	3	4	5
TAXES	$ 1,916	$ 1,902	$ 1,781	$ 1,781
FINES AND FORFEITURES	3	7		
USE OF MONEY/PROPERTY	19	14	133	133
CHARGES FOR SERVICES	(15)	(15)		
OTHER FINANCING SOURCES	46	44	44	44
TOTAL REVENUE	**$ 1,969**	**$ 1,952**	**$ 1,958**	**$ 1,958**
SERVICES & SUPPLIES	$ 1,331	$ 1,602	$ 1,670	$ 1,670
OTHER CHARGES	418	318	530	530
TOTAL EXPENDITURES/APPROPRIATIONS	**$ 1,749**	**$ 1,920**	**$ 2,200**	**$ 2,200**
NET COST	**$ 220**	**$ 32**	**$ (242)**	**$ (242)**

State Controller Schedules
County Budget Act
January 2010 Edition, revision #1

COUNTY OF KERN
Special Districts and Other Agencies
Financing Sources and Uses by Budget Unit by Object
Fiscal Year 2014-15

Schedule 15

COUNTY SERVICE AREA #4
SPECIAL DISTRICT
Fund 40520
Budget Unit 9104

Detail by Revenue Category and Expenditure Object	Actual 2012-13	Actual 2013-14	CAO Recommended 2014-15	Adopted by the Board of Supervisors 2014-15
1	2	3	4	5
TAXES	$ 6,116	$ 6,279	$ 4,845	$ 4,845
FINES AND FORFEITURES	20	49		
USE OF MONEY/PROPERTY	48	40	312	312
CHARGES FOR SERVICES	(41)	(41)		
OTHER FINANCING SOURCES	146	150	140	140
TOTAL REVENUE	**$ 6,289**	**$ 6,477**	**$ 5,297**	**$ 5,297**
APPROPRIATION FR CONTINGENCIES	$	$	$ 400	$ 400
SERVICES & SUPPLIES	4,272	4,024	5,430	5,430
OTHER CHARGES	1,095	573	1,170	1,170
TOTAL EXPENDITURES/APPROPRIATIONS	**$ 5,367**	**$ 4,597**	**$ 7,000**	**$ 7,000**
NET COST	**$ 922**	**$ 1,880**	**$ (1,703)**	**$ (1,703)**

State Controller Schedules
County Budget Act
January 2010 Edition, revision #1

COUNTY OF KERN
Special Districts and Other Agencies
Financing Sources and Uses by Budget Unit by Object
Fiscal Year 2014-15

Schedule 15

COUNTY SERVICE AREA #5
SPECIAL DISTRICT
Fund 40525
Budget Unit 9105

Detail by Revenue Category and Expenditure Object	Actual 2012-13	Actual 2013-14	CAO Recommended 2014-15	Adopted by the Board of Supervisors 2014-15
1	2	3	4	5
TAXES	$ 1,610	$ 2,584	$ 3,662	$ 3,662
FINES AND FORFEITURES	63	31		
USE OF MONEY/PROPERTY	74	46	370	370
CHARGES FOR SERVICES	(51)	(51)		
OTHER FINANCING SOURCES	109	104	104	104
TOTAL REVENUE	**$ 1,805**	**$ 2,714**	**$ 4,136**	**$ 4,136**
APPROPRIATION FR CONTINGENCIES	$	$	$ 300	$ 300
SERVICES & SUPPLIES	2,815	3,395	3,450	3,450
OTHER CHARGES	1,055	1,033	1,450	1,450
TOTAL EXPENDITURES/APPROPRIATIONS	**$ 3,870**	**$ 4,428**	**$ 5,200**	**$ 5,200**
NET COST	**$ (2,065)**	**$ (1,714)**	**$ (1,064)**	**$ (1,064)**

State Controller Schedules
County Budget Act
January 2010 Edition, revision #1

COUNTY OF KERN
Special Districts and Other Agencies
Financing Sources and Uses by Budget Unit by Object
Fiscal Year 2014-15

Schedule 15

COUNTY SERVICE AREA #6
SPECIAL DISTRICT
Fund 40530
Budget Unit 9106

Detail by Revenue Category and Expenditure Object	Actual 2012-13	Actual 2013-14	CAO Recommended 2014-15	Adopted by the Board of Supervisors 2014-15
1	2	3	4	5
TAXES	$ 15,272	$ 13,781	$ 9,671	$ 9,671
FINES AND FORFEITURES	153	85		
USE OF MONEY/PROPERTY	122	102	896	896
CHARGES FOR SERVICES	(101)	(101)		
OTHER FINANCING SOURCES	330	320	310	310
TOTAL REVENUE	**$ 15,776**	**$ 14,187**	**$ 10,877**	**$ 10,877**
APPROPRIATION FR CONTINGENCIES	$	$	$ 747	$ 747
SERVICES & SUPPLIES	9,494	11,683	12,053	12,053
OTHER CHARGES	2,639	1,896	2,700	2,700
TOTAL EXPENDITURES/APPROPRIATIONS	**$ 12,133**	**$ 13,579**	**$ 15,500**	**$ 15,500**
NET COST	**$ 3,643**	**$ 608**	**$ (4,623)**	**$ (4,623)**

State Controller Schedules
County Budget Act
January 2010 Edition, revision #1

COUNTY OF KERN
Special Districts and Other Agencies
Financing Sources and Uses by Budget Unit by Object
Fiscal Year 2014-15

Schedule 15

COUNTY SERVICE AREA #7
SPECIAL DISTRICT
Fund 40535
Budget Unit 9107

Detail by Revenue Category and Expenditure Object	Actual 2012-13	Actual 2013-14	CAO Recommended 2014-15	Adopted by the Board of Supervisors 2014-15
1	2	3	4	5
TAXES	$ 537	$ 532	$ 428	$ 428
FINES AND FORFEITURES	60	15		
USE OF MONEY/PROPERTY	7	4	44	44
CHARGES FOR SERVICES	(5)	(5)		
OTHER FINANCING SOURCES	14	14	13	13
TOTAL REVENUE	**$ 613**	**$ 560**	**$ 485**	**$ 485**
SERVICES & SUPPLIES	$ 320	$ 334	$ 466	$ 466
OTHER CHARGES	188	111	184	184
TOTAL EXPENDITURES/APPROPRIATIONS	**$ 508**	**$ 445**	**$ 650**	**$ 650**
NET COST	**$ 105**	**$ 115**	**$ (165)**	**$ (165)**

State Controller Schedules
County Budget Act
January 2010 Edition, revision #1

COUNTY OF KERN
Special Districts and Other Agencies
Financing Sources and Uses by Budget Unit by Object
Fiscal Year 2014-15

Schedule 15

COUNTY SERVICE AREA #8
SPECIAL DISTRICT
Fund 40540
Budget Unit 9108

Detail by Revenue Category and Expenditure Object	Actual 2012-13	Actual 2013-14	CAO Recommended 2014-15	Adopted by the Board of Supervisors 2014-15
1	2	3	4	5
TAXES	$ 16,355	$ 16,785	$ 15,921	$ 15,921
FINES AND FORFEITURES	206	386		
USE OF MONEY/PROPERTY	90	91	763	763
CHARGES FOR SERVICES	(53)	(53)		
OTHER FINANCING SOURCES	354	346	320	320
TOTAL REVENUE	**$ 16,952**	**$ 17,555**	**$ 17,004**	**$ 17,004**
APPROPRIATION FR CONTINGENCIES	$	$	$ 755	$ 755
SERVICES & SUPPLIES	9,962	9,026	12,955	12,955
OTHER CHARGES	2,595	1,264	2,290	2,290
TOTAL EXPENDITURES/APPROPRIATIONS	**$ 12,557**	**$ 10,290**	**$ 16,000**	**$ 16,000**
NET COST	**$ 4,395**	**$ 7,265**	**$ 1,004**	**$ 1,004**

State Controller Schedules
County Budget Act
January 2010 Edition, revision #1

COUNTY OF KERN
Special Districts and Other Agencies
Financing Sources and Uses by Budget Unit by Object
Fiscal Year 2014-15

Schedule 15

COUNTY SERVICE AREA #9
SPECIAL DISTRICT
Fund 40545
Budget Unit 9109

Detail by Revenue Category and Expenditure Object	Actual 2012-13	Actual 2013-14	CAO Recommended 2014-15	Adopted by the Board of Supervisors 2014-15
1	2	3	4	5
TAXES	$ 24,058	$ 22,977	$ 18,853	$ 18,853
FINES AND FORFEITURES	793	194		
USE OF MONEY/PROPERTY	241	204	1,590	1,590
CHARGES FOR SERVICES	(88)	(88)		
OTHER FINANCING SOURCES	650	620	550	550
TOTAL REVENUE	**$ 25,654**	**$ 23,907**	**$ 20,993**	**$ 20,993**
APPROPRIATION FR CONTINGENCIES	$	$	$ 1,127	$ 1,127
SERVICES & SUPPLIES	16,182	17,304	22,083	22,083
OTHER CHARGES	4,209	2,517	4,290	4,290
TOTAL EXPENDITURES/APPROPRIATIONS	**$ 20,391**	**$ 19,821**	**$ 27,500**	**$ 27,500**
NET COST	**$ 5,263**	**$ 4,086**	**$ (6,507)**	**$ (6,507)**

State Controller Schedules
County Budget Act
January 2010 Edition, revision #1

COUNTY OF KERN
Special Districts and Other Agencies
Financing Sources and Uses by Budget Unit by Object
Fiscal Year 2014-15

Schedule 15

COUNTY SERVICE AREA #10
SPECIAL DISTRICT
Fund 40550
Budget Unit 9110

Detail by Revenue Category and Expenditure Object	Actual 2012-13	Actual 2013-14	CAO Recommended 2014-15	Adopted by the Board of Supervisors 2014-15
1	2	3	4	5
TAXES	$ 19,415	$ 18,271	$ 11,476	$ 11,476
FINES AND FORFEITURES	18	45		
USE OF MONEY/PROPERTY	195	153	1,242	1,242
CHARGES FOR SERVICES	(121)	(121)		
OTHER FINANCING SOURCES	478	488	440	440
TOTAL REVENUE	**$ 19,985**	**$ 18,836**	**$ 13,158**	**$ 13,158**
APPROPRIATION FR CONTINGENCIES	$	$	$ 1,000	$ 1,000
SERVICES & SUPPLIES	13,874	16,159	17,150	17,150
OTHER CHARGES	3,650	2,712	3,850	3,850
TOTAL EXPENDITURES/APPROPRIATIONS	**$ 17,524**	**$ 18,871**	**$ 22,000**	**$ 22,000**
NET COST	**$ 2,461**	**$ (35)**	**$ (8,842)**	**$ (8,842)**

State Controller Schedules
County Budget Act
January 2010 Edition, revision #1

COUNTY OF KERN
Special Districts and Other Agencies
Financing Sources and Uses by Budget Unit by Object
Fiscal Year 2014-15

Schedule 15

COUNTY SERVICE AREA #11
SPECIAL DISTRICT
Fund 40555
Budget Unit 9111

Detail by Revenue Category and Expenditure Object	Actual 2012-13	Actual 2013-14	CAO Recommended 2014-15	Adopted by the Board of Supervisors 2014-15
1	2	3	4	5
TAXES	$ 24,817	$ 17,795	$ 13,086	$ 13,086
FINES AND FORFEITURES	820	950		
USE OF MONEY/PROPERTY	453	322	2,552	2,552
CHARGES FOR SERVICES	(303)	(304)		
OTHER FINANCING SOURCES	716	671	660	660
TOTAL REVENUE	**$ 26,503**	**$ 19,434**	**$ 16,298**	**$ 16,298**
APPROPRIATION FR CONTINGENCIES	$	$	$ 1,500	$ 1,500
SERVICES & SUPPLIES	22,771	23,428	24,651	24,651
OTHER CHARGES	5,394	4,424	6,849	6,849
TOTAL EXPENDITURES/APPROPRIATIONS	**$ 28,165**	**$ 27,852**	**$ 33,000**	**$ 33,000**
NET COST	**$ (1,662)**	**$ (8,418)**	**$ (16,702)**	**$ (16,702)**

State Controller Schedules
County Budget Act
January 2010 Edition, revision #1

COUNTY OF KERN
Special Districts and Other Agencies
Financing Sources and Uses by Budget Unit by Object
Fiscal Year 2014-15

Schedule 15

COUNTY SERVICE AREA #12.2
SPECIAL DISTRICT
Fund 40561
Budget Unit 9113

Detail by Revenue Category and Expenditure Object	Actual 2012-13	Actual 2013-14	CAO Recommended 2014-15	Adopted by the Board of Supervisors 2014-15
1	2	3	4	5
USE OF MONEY/PROPERTY	$ 11	$ 6	$ 21	$ 21
TOTAL REVENUE	**$ 11**	**$ 6**	**$ 21**	**$ 21**
SERVICES & SUPPLIES	$	$ 5	$ 10	$ 10
OTHER CHARGES	674	338	994	994
TOTAL EXPENDITURES/APPROPRIATIONS	**$ 674**	**$ 343**	**$ 1,004**	**$ 1,004**
NET COST	**$ (663)**	**$ (337)**	**$ (983)**	**$ (983)**

State Controller Schedules
County Budget Act
January 2010 Edition, revision #1

COUNTY OF KERN
Special Districts and Other Agencies
Financing Sources and Uses by Budget Unit by Object
Fiscal Year 2014-15

Schedule 15

COUNTY SERVICE AREA #12.6
SPECIAL DISTRICT
Fund 40565
Budget Unit 9117

Detail by Revenue Category and Expenditure Object	Actual 2012-13	Actual 2013-14	CAO Recommended 2014-15	Adopted by the Board of Supervisors 2014-15
1	2	3	4	5
USE OF MONEY/PROPERTY	$ 47	$ 33	$ 284	$ 284
TOTAL REVENUE	**$ 47**	**$ 33**	**$ 284**	**$ 284**
SERVICES & SUPPLIES	$	$ 3	$ 10	$ 10
OTHER CHARGES	471	421	7,513	7,513
TOTAL EXPENDITURES/APPROPRIATIONS	**$ 471**	**$ 424**	**$ 7,523**	**$ 7,523**
NET COST	**$ (424)**	**$ (391)**	**$ (7,239)**	**$ (7,239)**

State Controller Schedules
County Budget Act
January 2010 Edition, revision #1

COUNTY OF KERN
Special Districts and Other Agencies
Financing Sources and Uses by Budget Unit by Object
Fiscal Year 2014-15

Schedule 15

COUNTY SERVICE AREA #12.9
SPECIAL DISTRICT
Fund 40568
Budget Unit 9120

Detail by Revenue Category and Expenditure Object	Actual 2012-13	Actual 2013-14	CAO Recommended 2014-15	Adopted by the Board of Supervisors 2014-15
1	2	3	4	5
TOTAL REVENUE	**$**	**$**	**$**	**$**
SERVICES & SUPPLIES	$	$ 2	$ 1	$ 1
OTHER CHARGES	380	383	6,207	6,207
TOTAL EXPENDITURES/APPROPRIATIONS	**$ 380**	**$ 385**	**$ 6,208**	**$ 6,208**
NET COST	**$ (380)**	**$ (385)**	**$ (6,208)**	**$ (6,208)**

State Controller Schedules
County Budget Act
January 2010 Edition, revision #1

COUNTY OF KERN
Special Districts and Other Agencies
Financing Sources and Uses by Budget Unit by Object
Fiscal Year 2014-15

Schedule 15

COUNTY SERVICE AREA #12.1 ZN 1
SPECIAL DISTRICT
Fund 40572
Budget Unit 9128

Detail by Revenue Category and Expenditure Object	Actual 2012-13	Actual 2013-14	CAO Recommended 2014-15	Adopted by the Board of Supervisors 2014-15
1	2	3	4	5
USE OF MONEY/PROPERTY	$ 15	$	$	$
TOTAL REVENUE	**$ 15**	**$**	**$**	**$**
SERVICES & SUPPLIES	$	$ 6	$ 10	$ 10
OTHER CHARGES	776	351	2,003	2,003
TOTAL EXPENDITURES/APPROPRIATIONS	**$ 776**	**$ 357**	**$ 2,013**	**$ 2,013**
NET COST	**$ (761)**	**$ (357)**	**$ (2,013)**	**$ (2,013)**

State Controller Schedules
County Budget Act
January 2010 Edition, revision #1

COUNTY OF KERN
Special Districts and Other Agencies
Financing Sources and Uses by Budget Unit by Object
Fiscal Year 2014-15

Schedule 15

COUNTY SERVICE AREA #11 ZONE 4
SPECIAL DISTRICT
Fund 40556
Budget Unit 9129

Detail by Revenue Category and Expenditure Object	Actual 2012-13	Actual 2013-14	CAO Recommended 2014-15	Adopted by the Board of Supervisors 2014-15
1	2	3	4	5
TAXES	$ 163,906	$ 166,938	$ 158,004	$ 158,004
FINES AND FORFEITURES	1,887	3,189		
USE OF MONEY/PROPERTY	347	325	1,102	1,102
CHARGES FOR SERVICES	(137)	(137)		
TOTAL REVENUE	**$ 166,003**	**$ 170,315**	**$ 159,106**	**$ 159,106**
SERVICES & SUPPLIES	$ 152,866	$ 175,681	$ 177,410	$ 177,410
OTHER CHARGES	13,523	14,979	16,000	16,000
TOTAL EXPENDITURES/APPROPRIATIONS	**$ 166,389**	**$ 190,660**	**$ 193,410**	**$ 193,410**
NET COST	**$ (386)**	**$ (20,345)**	**$ (34,304)**	**$ (34,304)**

State Controller Schedules
County Budget Act
January 2010 Edition, revision #1

COUNTY OF KERN
Special Districts and Other Agencies
Financing Sources and Uses by Budget Unit by Object
Fiscal Year 2014-15

Schedule 15

COUNTY SERVICE AREA #11 ZONE 5
SPECIAL DISTRICT
Fund 40557
Budget Unit 9130

Detail by Revenue Category and Expenditure Object	Actual 2012-13	Actual 2013-14	CAO Recommended 2014-15	Adopted by the Board of Supervisors 2014-15
1	2	3	4	5
TAXES	$ 3,905	$ 4,259	$ 4,387	$ 4,387
FINES AND FORFEITURES		42		
USE OF MONEY/PROPERTY	95	87	739	739
CHARGES FOR SERVICES	(17)	(17)		
TOTAL REVENUE	**$ 3,983**	**$ 4,371**	**$ 5,126**	**$ 5,126**
APPROPRIATION FR CONTINGENCIES	$	$	$ 375	$ 375
SERVICES & SUPPLIES	4	$ 1	4,805	4,805
OTHER CHARGES	56	26	1,420	1,420
TOTAL EXPENDITURES/APPROPRIATIONS	**$ 60**	**$ 27**	**$ 6,600**	**$ 6,600**
NET COST	**$ 3,923**	**$ 4,344**	**$ (1,474)**	**$ (1,474)**

State Controller Schedules
County Budget Act
January 2010 Edition, revision #1

COUNTY OF KERN
Special Districts and Other Agencies
Financing Sources and Uses by Budget Unit by Object
Fiscal Year 2014-15

Schedule 15

KERN COUNTY AIR POLLUTION
SPECIAL DISTRICT
Fund 40490
Budget Unit 9149

Detail by Revenue Category and Expenditure Object	Actual 2012-13	Actual 2013-14	CAO Recommended 2014-15	Adopted by the Board of Supervisors 2014-15
1	2	3	4	5
LICENSES AND PERMITS	$ 1,044,177	$ 904,349	$	$
FINES AND FORFEITURES	135,603	38,474		
USE OF MONEY/PROPERTY	7,403	5,918		
INTERGOVERNMENTAL	641,854	901,625		
CHARGES FOR SERVICES	133,144	124,908		
MISCELLANEOUS	2,126	1,522		
NON-REVENUE RECEIPTS		11,477		
TOTAL REVENUE	**$ 1,964,307**	**$ 1,988,273**	**$**	**$**
SALARIES & EMPLOYEE BENEFITS	$ 1,119,927	$ 1,143,394	$	$
SERVICES & SUPPLIES	611,360	875,578		
OTHER CHARGES	1,875	42,161		
TOTAL EXPENDITURES/APPROPRIATIONS	**$ 1,733,162**	**$ 2,061,133**	**$**	**$**
NET COST	**$ 231,145**	**$ (72,860)**	**$**	**$**

State Controller Schedules
County Budget Act
January 2010 Edition, revision #1

COUNTY OF KERN
Special Districts and Other Agencies
Financing Sources and Uses by Budget Unit by Object
Fiscal Year 2014-15

Schedule 15

COUNTY SERVICE AREA #13
SPECIAL DISTRICT
Fund 40595
Budget Unit 9150

Detail by Revenue Category and Expenditure Object	Actual 2012-13	Actual 2013-14	CAO Recommended 2014-15	Adopted by the Board of Supervisors 2014-15
1	2	3	4	5
TAXES	$ 1,642	$ 1,656	$ 1,705	$ 1,705
FINES AND FORFEITURES	31	18		
USE OF MONEY/PROPERTY	3		53	53
CHARGES FOR SERVICES	(29)	(29)		
OTHER FINANCING SOURCES	35	44	1,440	1,440
TOTAL REVENUE	**$ 1,682**	**$ 1,689**	**$ 3,198**	**$ 3,198**
SERVICES & SUPPLIES	$ 1,191	$ 1,295	$ 1,306	$ 1,306
OTHER CHARGES	1,546	311	694	694
TOTAL EXPENDITURES/APPROPRIATIONS	**$ 2,737**	**$ 1,606**	**$ 2,000**	**$ 2,000**
NET COST	**$ (1,055)**	**$ 83**	**$ 1,198**	**$ 1,198**

State Controller Schedules
County Budget Act
January 2010 Edition, revision #1

COUNTY OF KERN
Special Districts and Other Agencies
Financing Sources and Uses by Budget Unit by Object
Fiscal Year 2014-15

Schedule 15

COUNTY SERVICE AREA #14
SPECIAL DISTRICT
Fund 40600
Budget Unit 9151

Detail by Revenue Category and Expenditure Object	Actual 2012-13	Actual 2013-14	CAO Recommended 2014-15	Adopted by the Board of Supervisors 2014-15
1	2	3	4	5
TAXES	$ 4,745	$ 304	$ 4,323	$ 4,323
FINES AND FORFEITURES	275	124		
USE OF MONEY/PROPERTY	292	234	698	698
CHARGES FOR SERVICES	(36)			
TOTAL REVENUE	**$ 5,276**	**$ 662**	**$ 5,021**	**$ 5,021**
SERVICES & SUPPLIES	$	$ 2,801	$ 10	$ 10
OTHER CHARGES	149	1,703	37,700	37,700
TOTAL EXPENDITURES/APPROPRIATIONS	**$ 149**	**$ 4,504**	**$ 37,710**	**$ 37,710**
NET COST	**$ 5,127**	**$ (3,842)**	**$ (32,689)**	**$ (32,689)**

State Controller Schedules
County Budget Act
January 2010 Edition, revision #1

COUNTY OF KERN
Special Districts and Other Agencies
Financing Sources and Uses by Budget Unit by Object
Fiscal Year 2014-15

Schedule 15

COUNTY SERVICE AREA #15
SPECIAL DISTRICT
Fund 40605
Budget Unit 9152

Detail by Revenue Category and Expenditure Object	Actual 2012-13	Actual 2013-14	CAO Recommended 2014-15	Adopted by the Board of Supervisors 2014-15
1	2	3	4	5
TAXES	$ 25,692	$ 25,873	$ 6,935	$ 6,935
FINES AND FORFEITURES	287	231		
USE OF MONEY/PROPERTY	396	328	3,132	3,132
CHARGES FOR SERVICES	(144)	(144)		
OTHER FINANCING SOURCES	520	494	480	480
TOTAL REVENUE	**$ 26,751**	**$ 26,782**	**$ 10,547**	**$ 10,547**
APPROPRIATION FR CONTINGENCIES	$	$	$ 1,253	$ 1,253
SERVICES & SUPPLIES	13,850	16,323	18,072	18,072
OTHER CHARGES	5,581	2,408	4,675	4,675
TOTAL EXPENDITURES/APPROPRIATIONS	**$ 19,431**	**$ 18,731**	**$ 24,000**	**$ 24,000**
NET COST	**$ 7,320**	**$ 8,051**	**$ (13,453)**	**$ (13,453)**

State Controller Schedules
County Budget Act
January 2010 Edition, revision #1

COUNTY OF KERN
Special Districts and Other Agencies
Financing Sources and Uses by Budget Unit by Object
Fiscal Year 2014-15

Schedule 15

COUNTY SERVICE AREA #16
SPECIAL DISTRICT
Fund 40610
Budget Unit 9153

Detail by Revenue Category and Expenditure Object	Actual 2012-13	Actual 2013-14	CAO Recommended 2014-15	Adopted by the Board of Supervisors 2014-15
1	2	3	4	5
TAXES	$ 19,188	$ 19,983	$ 19,395	$ 19,395
FINES AND FORFEITURES	454	605		
USE OF MONEY/PROPERTY	6	21	945	945
CHARGES FOR SERVICES	(252)	(252)		
OTHER FINANCING SOURCES	420	410	18,390	18,390
TOTAL REVENUE	**$ 19,816**	**$ 20,767**	**$ 38,730**	**$ 38,730**
APPROPRIATION FR CONTINGENCIES	$	$	$ 937	$ 937
SERVICES & SUPPLIES	13,740	13,280	14,161	14,161
OTHER CHARGES	3,913	2,306	4,402	4,402
TOTAL EXPENDITURES/APPROPRIATIONS	**$ 17,653**	**$ 15,586**	**$ 19,500**	**$ 19,500**
NET COST	**$ 2,163**	**$ 5,181**	**$ 19,230**	**$ 19,230**

State Controller Schedules
County Budget Act
January 2010 Edition, revision #1

COUNTY OF KERN
Special Districts and Other Agencies
Financing Sources and Uses by Budget Unit by Object
Fiscal Year 2014-15

Schedule 15

COUNTY SERVICE AREA #17
SPECIAL DISTRICT
Fund 40615
Budget Unit 9154

Detail by Revenue Category and Expenditure Object	Actual 2012-13	Actual 2013-14	CAO Recommended 2014-15	Adopted by the Board of Supervisors 2014-15
1	2	3	4	5
TAXES	$ 59,355	$ 50,938	$ 11,668	$ 11,668
FINES AND FORFEITURES	3,466	1,724		
USE OF MONEY/PROPERTY	414	351	2,734	2,734
CHARGES FOR SERVICES	(339)	(339)		
OTHER FINANCING SOURCES	1,260	1,260	1,220	1,220
TOTAL REVENUE	**$ 64,156**	**$ 53,934**	**$ 15,622**	**$ 15,622**
APPROPRIATION FR CONTINGENCIES	$	$	$ 2,918	$ 2,918
SERVICES & SUPPLIES	41,779	45,994	47,181	47,181
OTHER CHARGES	10,723	7,451	10,901	10,901
TOTAL EXPENDITURES/APPROPRIATIONS	**$ 52,502**	**$ 53,445**	**$ 61,000**	**$ 61,000**
NET COST	**$ 11,654**	**$ 489**	**$ (45,378)**	**$ (45,378)**

State Controller Schedules
County Budget Act
January 2010 Edition, revision #1

COUNTY OF KERN
Special Districts and Other Agencies
Financing Sources and Uses by Budget Unit by Object
Fiscal Year 2014-15

Schedule 15

COUNTY SERVICE AREA #18
SPECIAL DISTRICT
Fund 40620
Budget Unit 9155

Detail by Revenue Category and Expenditure Object	Actual 2012-13	Actual 2013-14	CAO Recommended 2014-15	Adopted by the Board of Supervisors 2014-15
1	2	3	4	5
TAXES	$ 53,834	$ 46,577	$ 26,126	$ 26,126
FINES AND FORFEITURES	1,465	1,894		
USE OF MONEY/PROPERTY	403	307	2,188	2,188
CHARGES FOR SERVICES	(447)	(447)		
OTHER FINANCING SOURCES	1,296	1,305	1,320	1,320
TOTAL REVENUE	**$ 56,551**	**$ 49,636**	**$ 29,634**	**$ 29,634**
APPROPRIATION FR CONTINGENCIES	$	$	$ 3,360	$ 3,360
SERVICES & SUPPLIES	41,002	46,107	50,240	50,240
OTHER CHARGES	11,766	7,322	12,400	12,400
TOTAL EXPENDITURES/APPROPRIATIONS	**$ 52,768**	**$ 53,429**	**$ 66,000**	**$ 66,000**
NET COST	**$ 3,783**	**$ (3,793)**	**$ (36,366)**	**$ (36,366)**

State Controller Schedules
County Budget Act
January 2010 Edition, revision #1

COUNTY OF KERN
Special Districts and Other Agencies
Financing Sources and Uses by Budget Unit by Object
Fiscal Year 2014-15

Schedule 15

COUNTY SERVICE AREA #17 ZONE 1
SPECIAL DISTRICT
Fund 40616
Budget Unit 9156

Detail by Revenue Category and Expenditure Object	Actual 2012-13	Actual 2013-14	CAO Recommended 2014-15	Adopted by the Board of Supervisors 2014-15
1	2	3	4	5
TAXES	$ 27,093	$ 12,987	$ 850	$ 850
FINES AND FORFEITURES	2,345	1,104		
USE OF MONEY/PROPERTY	878	755	2,974	2,974
CHARGES FOR SERVICES	(179)	(179)		
TOTAL REVENUE	**$ 30,137**	**$ 14,667**	**$ 3,824**	**$ 3,824**
APPROPRIATION FR CONTINGENCIES	$	$	$ 7,450	$ 7,450
SERVICES & SUPPLIES	315	40,704	60,001	60,001
OTHER CHARGES	1,723	8,164	12,549	12,549
TOTAL EXPENDITURES/APPROPRIATIONS	**$ 2,038**	**$ 48,868**	**$ 80,000**	**$ 80,000**
NET COST	**$ 28,099**	**$ (34,201)**	**$ (76,176)**	**$ (76,176)**

State Controller Schedules
County Budget Act
January 2010 Edition, revision #1

COUNTY OF KERN
Special Districts and Other Agencies
Financing Sources and Uses by Budget Unit by Object
Fiscal Year 2014-15

Schedule 15

COUNTY SERVICE AREA #20
SPECIAL DISTRICT
Fund 40630
Budget Unit 9157

Detail by Revenue Category and Expenditure Object	Actual 2012-13	Actual 2013-14	CAO Recommended 2014-15	Adopted by the Board of Supervisors 2014-15
1	2	3	4	5
TAXES	$ 36,891	$ 31,097	$ 14,355	$ 14,355
FINES AND FORFEITURES	741	471		
USE OF MONEY/PROPERTY	614	473	3,893	3,893
CHARGES FOR SERVICES	(303)	(302)		
OTHER FINANCING SOURCES	1,000	960	880	880
TOTAL REVENUE	**$ 38,943**	**$ 32,699**	**$ 19,128**	**$ 19,128**
APPROPRIATION FR CONTINGENCIES	$	$	$ 2,154	$ 2,154
SERVICES & SUPPLIES	27,394	29,098	32,646	32,646
OTHER CHARGES	7,850	4,285	9,200	9,200
TOTAL EXPENDITURES/APPROPRIATIONS	**$ 35,244**	**$ 33,383**	**$ 44,000**	**$ 44,000**
NET COST	**$ 3,699**	**$ (684)**	**$ (24,872)**	**$ (24,872)**

State Controller Schedules
County Budget Act
January 2010 Edition, revision #1

COUNTY OF KERN
Special Districts and Other Agencies
Financing Sources and Uses by Budget Unit by Object
Fiscal Year 2014-15

Schedule 15

COUNTY SERVICE AREA #21
SPECIAL DISTRICT
Fund 40635
Budget Unit 9158

Detail by Revenue Category and Expenditure Object	Actual 2012-13	Actual 2013-14	CAO Recommended 2014-15	Adopted by the Board of Supervisors 2014-15
1	2	3	4	5
TAXES	$ 3,368	$ 3,481	$ 3,420	$ 3,420
FINES AND FORFEITURES	5	6		
USE OF MONEY/PROPERTY	14	14	162	162
CHARGES FOR SERVICES	(24)	(24)		
OTHER FINANCING SOURCES	78	80	1,168	1,168
TOTAL REVENUE	**$ 3,441**	**$ 3,557**	**$ 4,750**	**$ 4,750**
SERVICES & SUPPLIES	$ 1,987	$ 1,469	$ 2,536	$ 2,536
OTHER CHARGES	632	257	864	864
TOTAL EXPENDITURES/APPROPRIATIONS	**$ 2,619**	**$ 1,726**	**$ 3,400**	**$ 3,400**
NET COST	**$ 822**	**$ 1,831**	**$ 1,350**	**$ 1,350**

State Controller Schedules
County Budget Act
January 2010 Edition, revision #1

COUNTY OF KERN
Special Districts and Other Agencies
Financing Sources and Uses by Budget Unit by Object
Fiscal Year 2014-15

Schedule 15

COUNTY SERVICE AREA #22
SPECIAL DISTRICT
Fund 40640
Budget Unit 9159

Detail by Revenue Category and Expenditure Object	Actual 2012-13	Actual 2013-14	CAO Recommended 2014-15	Adopted by the Board of Supervisors 2014-15
1	2	3	4	5
TAXES	$ 22,445	$ 33,259	$ 25,775	$ 25,775
FINES AND FORFEITURES	752	893		
USE OF MONEY/PROPERTY	464	320	2,620	2,620
CHARGES FOR SERVICES	(450)	(450)		
OTHER FINANCING SOURCES	860	890	860	860
TOTAL REVENUE	**$ 24,071**	**$ 34,912**	**$ 29,255**	**$ 29,255**
APPROPRIATION FR CONTINGENCIES	$	$	$ 2,000	$ 2,000
SERVICES & SUPPLIES	25,098	27,519	32,530	32,530
OTHER CHARGES	7,484	4,282	8,470	8,470
TOTAL EXPENDITURES/APPROPRIATIONS	**$ 32,582**	**$ 31,801**	**$ 43,000**	**$ 43,000**
NET COST	**$ (8,511)**	**$ 3,111**	**$ (13,745)**	**$ (13,745)**

State Controller Schedules
County Budget Act
January 2010 Edition, revision #1

COUNTY OF KERN
Special Districts and Other Agencies
Financing Sources and Uses by Budget Unit by Object
Fiscal Year 2014-15

Schedule 15

COUNTY SERVICE AREA #23
SPECIAL DISTRICT
Fund 40645
Budget Unit 9160

Detail by Revenue Category and Expenditure Object	Actual 2012-13	Actual 2013-14	CAO Recommended 2014-15	Adopted by the Board of Supervisors 2014-15
1	2	3	4	5
TAXES	$ 22,316	$ 23,712	$ 20,663	$ 20,663
FINES AND FORFEITURES	532	2,707		
USE OF MONEY/PROPERTY	391	285	2,712	2,712
CHARGES FOR SERVICES	(15)	(15)		
TOTAL REVENUE	**$ 23,224**	**$ 26,689**	**$ 23,375**	**$ 23,375**
APPROPRIATION FR CONTINGENCIES	$	$	$ 1,900	$ 1,900
SERVICES & SUPPLIES	23,647	23,508	30,890	30,890
OTHER CHARGES	349	320	1,710	1,710
TOTAL EXPENDITURES/APPROPRIATIONS	**$ 23,996**	**$ 23,828**	**$ 34,500**	**$ 34,500**
NET COST	**$ (772)**	**$ 2,861**	**$ (11,125)**	**$ (11,125)**

State Controller Schedules
County Budget Act
January 2010 Edition, revision #1

COUNTY OF KERN
Special Districts and Other Agencies
Financing Sources and Uses by Budget Unit by Object
Fiscal Year 2014-15

Schedule 15

COUNTY SERVICE AREA #15 ZONE 4
SPECIAL DISTRICT
Fund 40609
Budget Unit 9161

Detail by Revenue Category and Expenditure Object	Actual 2012-13	Actual 2013-14	CAO Recommended 2014-15	Adopted by the Board of Supervisors 2014-15
1	2	3	4	5
TAXES	$ 2,352	$ 2,393	$ 2,305	$ 2,305
FINES AND FORFEITURES	1			
USE OF MONEY/PROPERTY	13	11	106	106
CHARGES FOR SERVICES	(19)	(19)		
OTHER FINANCING SOURCES	48	48	46	46
TOTAL REVENUE	**$ 2,395**	**$ 2,433**	**$ 2,457**	**$ 2,457**
SERVICES & SUPPLIES	$ 1,370	$ 1,269	$ 1,620	$ 1,620
OTHER CHARGES	535	588	680	680
TOTAL EXPENDITURES/APPROPRIATIONS	**$ 1,905**	**$ 1,857**	**$ 2,300**	**$ 2,300**
NET COST	**$ 490**	**$ 576**	**$ 157**	**$ 157**

State Controller Schedules
County Budget Act
January 2010 Edition, revision #1

COUNTY OF KERN
Special Districts and Other Agencies
Financing Sources and Uses by Budget Unit by Object
Fiscal Year 2014-15

Schedule 15

COUNTY SERVICE AREA #17 ZONE 2
SPECIAL DISTRICT
Fund 40617
Budget Unit 9162

Detail by Revenue Category and Expenditure Object	Actual 2012-13	Actual 2013-14	CAO Recommended 2014-15	Adopted by the Board of Supervisors 2014-15
1	2	3	4	5
TAXES	$ 119,420	$ 105,931	$ 81,866	$ 81,866
FINES AND FORFEITURES	12,075	5,824		
USE OF MONEY/PROPERTY	970	836	7,271	7,271
CHARGES FOR SERVICES	(170)	(170)		
TOTAL REVENUE	**$ 132,295**	**$ 112,421**	**$ 89,137**	**$ 89,137**
APPROPRIATION FR CONTINGENCIES	$	$	$ 3,570	$ 3,570
SERVICES & SUPPLIES	81,807	77,179	82,530	82,530
OTHER CHARGES	24,858	18,582	26,400	26,400
TOTAL EXPENDITURES/APPROPRIATIONS	**$ 106,665**	**$ 95,761**	**$ 112,500**	**$ 112,500**
NET COST	**$ 25,630**	**$ 16,660**	**$ (23,363)**	**$ (23,363)**

State Controller Schedules
County Budget Act
January 2010 Edition, revision #1

COUNTY OF KERN
Special Districts and Other Agencies
Financing Sources and Uses by Budget Unit by Object
Fiscal Year 2014-15

Schedule 15

COUNTY SERVICE AREA #15 ZONE 5
SPECIAL DISTRICT
Fund 40607
Budget Unit 9163

Detail by Revenue Category and Expenditure Object	Actual 2012-13	Actual 2013-14	CAO Recommended 2014-15	Adopted by the Board of Supervisors 2014-15
1	2	3	4	5
TAXES	$ 400	$ 400	$ 380	$ 380
USE OF MONEY/PROPERTY	23	18	168	168
TOTAL REVENUE	**$ 423**	**$ 418**	**$ 548**	**$ 548**
APPROPRIATION FR CONTINGENCIES	$	$	$ 100	$ 100
SERVICES & SUPPLIES	402	3,604	501	501
OTHER CHARGES	21	99	99	99
TOTAL EXPENDITURES/APPROPRIATIONS	**$ 423**	**$ 3,703**	**$ 700**	**$ 700**
NET COST	**$**	**$ (3,285)**	**$ (152)**	**$ (152)**

State Controller Schedules
County Budget Act
January 2010 Edition, revision #1

COUNTY OF KERN
Special Districts and Other Agencies
Financing Sources and Uses by Budget Unit by Object
Fiscal Year 2014-15

Schedule 15

CO SERV AREA #23 ZONE 1
SPECIAL DISTRICT
Fund 40648
Budget Unit 9164

Detail by Revenue Category and Expenditure Object	Actual 2012-13	Actual 2013-14	CAO Recommended 2014-15	Adopted by the Board of Supervisors 2014-15
1	2	3	4	5
TAXES	$ 129	$ 263	$	$
FINES AND FORFEITURES	67	204		
USE OF MONEY/PROPERTY	46	29	190	190
OTHER FINANCING SOURCES	49	49	42	42
TOTAL REVENUE	**$ 291**	**$ 545**	**$ 232**	**$ 232**
SERVICES & SUPPLIES	$ 1,327	$ 1,414	$ 1,720	$ 1,720
OTHER CHARGES	306	175	380	380
TOTAL EXPENDITURES/APPROPRIATIONS	**$ 1,633**	**$ 1,589**	**$ 2,100**	**$ 2,100**
NET COST	**$ (1,342)**	**$ (1,044)**	**$ (1,868)**	**$ (1,868)**

State Controller Schedules
County Budget Act
January 2010 Edition, revision #1

COUNTY OF KERN
Special Districts and Other Agencies
Financing Sources and Uses by Budget Unit by Object
Fiscal Year 2014-15

Schedule 15

CSA #17 ZONE 3
SPECIAL DISTRICT
Fund 40618
Budget Unit 9165

Detail by Revenue Category and Expenditure Object	Actual 2012-13	Actual 2013-14	CAO Recommended 2014-15	Adopted by the Board of Supervisors 2014-15
1	2	3	4	5
TAXES	$ 3,052	$ 1,069	$	$
FINES AND FORFEITURES	1,669	721		
USE OF MONEY/PROPERTY	206	144	1,121	1,121
OTHER FINANCING SOURCES	120	164	170	170
TOTAL REVENUE	**$ 5,047**	**$ 2,098**	**$ 1,291**	**$ 1,291**
APPROPRIATION FR CONTINGENCIES	$	$	$ 448	$ 448
SERVICES & SUPPLIES	4,001	4,757	5,471	5,471
OTHER CHARGES	3,056	1,260	2,581	2,581
TOTAL EXPENDITURES/APPROPRIATIONS	**$ 7,057**	**$ 6,017**	**$ 8,500**	**$ 8,500**
NET COST	**$ (2,010)**	**$ (3,919)**	**$ (7,209)**	**$ (7,209)**

State Controller Schedules
County Budget Act
January 2010 Edition, revision #1

COUNTY OF KERN
Special Districts and Other Agencies
Financing Sources and Uses by Budget Unit by Object
Fiscal Year 2014-15

Schedule 15

COUNTY SERVICE AREA #24
SPECIAL DISTRICT
Fund 40650
Budget Unit 9185

Detail by Revenue Category and Expenditure Object	Actual 2012-13	Actual 2013-14	CAO Recommended 2014-15	Adopted by the Board of Supervisors 2014-15
1	2	3	4	5
TAXES	$ 1,787	$ 1,752	$ 1,330	$ 1,330
FINES AND FORFEITURES	17	14		
USE OF MONEY/PROPERTY	22	18	160	160
CHARGES FOR SERVICES	(14)	(14)		
OTHER FINANCING SOURCES	42	40	38	38
TOTAL REVENUE	**$ 1,854**	**$ 1,810**	**$ 1,528**	**$ 1,528**
SERVICES & SUPPLIES	$ 1,158	$ 1,143	$ 1,530	$ 1,530
OTHER CHARGES	371	209	370	370
TOTAL EXPENDITURES/APPROPRIATIONS	**$ 1,529**	**$ 1,352**	**$ 1,900**	**$ 1,900**
NET COST	**$ 325**	**$ 458**	**$ (372)**	**$ (372)**

State Controller Schedules
County Budget Act
January 2010 Edition, revision #1

COUNTY OF KERN
Special Districts and Other Agencies
Financing Sources and Uses by Budget Unit by Object
Fiscal Year 2014-15

Schedule 15

COUNTY SERVICE AREA #25
SPECIAL DISTRICT
Fund 40655
Budget Unit 9186

Detail by Revenue Category and Expenditure Object	Actual 2012-13	Actual 2013-14	CAO Recommended 2014-15	Adopted by the Board of Supervisors 2014-15
1	2	3	4	5
USE OF MONEY/PROPERTY	$ 28	$ 21	$ 183	$ 183
TOTAL REVENUE	**$ 28**	**$ 21**	**$ 183**	**$ 183**
SERVICES & SUPPLIES	$	$ 1	$ 10	$ 10
OTHER CHARGES	148	22	4,944	4,944
TOTAL EXPENDITURES/APPROPRIATIONS	**$ 148**	**$ 23**	**$ 4,954**	**$ 4,954**
NET COST	**$ (120)**	**$ (2)**	**$ (4,771)**	**$ (4,771)**

State Controller Schedules
County Budget Act
January 2010 Edition, revision #1

COUNTY OF KERN
Special Districts and Other Agencies
Financing Sources and Uses by Budget Unit by Object
Fiscal Year 2014-15

Schedule 15

COUNTY SERVICE AREA #26
SPECIAL DISTRICT
Fund 40660
Budget Unit 9187

Detail by Revenue Category and Expenditure Object	Actual 2012-13	Actual 2013-14	CAO Recommended 2014-15	Adopted by the Board of Supervisors 2014-15
1	2	3	4	5
TAXES	$ 10,190	$ 11,722	$ 9,758	$ 9,758
FINES AND FORFEITURES	321	526		
USE OF MONEY/PROPERTY	210	147	1,173	1,173
CHARGES FOR SERVICES	(257)	(257)		
OTHER FINANCING SOURCES	350	364	360	360
TOTAL REVENUE	**$ 10,814**	**$ 12,502**	**$ 11,291**	**$ 11,291**
APPROPRIATION FR CONTINGENCIES	$	$	$ 800	$ 800
SERVICES & SUPPLIES	10,588	12,105	14,054	14,054
OTHER CHARGES	2,818	1,670	3,146	3,146
TOTAL EXPENDITURES/APPROPRIATIONS	**$ 13,406**	**$ 13,775**	**$ 18,000**	**$ 18,000**
NET COST	**$ (2,592)**	**$ (1,273)**	**$ (6,709)**	**$ (6,709)**

State Controller Schedules
County Budget Act
January 2010 Edition, revision #1

COUNTY OF KERN
Special Districts and Other Agencies
Financing Sources and Uses by Budget Unit by Object
Fiscal Year 2014-15

Schedule 15

COUNTY SERVICE AREA #27
SPECIAL DISTRICT
Fund 40665
Budget Unit 9188

Detail by Revenue Category and Expenditure Object	Actual 2012-13	Actual 2013-14	CAO Recommended 2014-15	Adopted by the Board of Supervisors 2014-15
1	2	3	4	5
TAXES	$ 37,980	$ 37,246	$ 34,728	$ 34,728
FINES AND FORFEITURES	383	972		
USE OF MONEY/PROPERTY	459	370	3,298	3,298
CHARGES FOR SERVICES	(191)	(192)		
OTHER FINANCING SOURCES	830	860	840	840
TOTAL REVENUE	**$ 39,461**	**$ 39,256**	**$ 38,866**	**$ 38,866**
APPROPRIATION FR CONTINGENCIES	$	$	$ 2,000	$ 2,000
SERVICES & SUPPLIES	25,509	31,258	32,150	32,150
OTHER CHARGES	6,832	4,810	7,850	7,850
TOTAL EXPENDITURES/APPROPRIATIONS	**$ 32,341**	**$ 36,068**	**$ 42,000**	**$ 42,000**
NET COST	**$ 7,120**	**$ 3,188**	**$ (3,134)**	**$ (3,134)**

State Controller Schedules
County Budget Act
January 2010 Edition, revision #1

COUNTY OF KERN
Special Districts and Other Agencies
Financing Sources and Uses by Budget Unit by Object
Fiscal Year 2014-15

Schedule 15

COUNTY SERVICE AREA 27 ZONE 2
SPECIAL DISTRICT
Fund 40666
Budget Unit 9189

Detail by Revenue Category and Expenditure Object	Actual 2012-13	Actual 2013-14	CAO Recommended 2014-15	Adopted by the Board of Supervisors 2014-15
1	2	3	4	5
TAXES	$ 50	$	$	$
FINES AND FORFEITURES	31			
USE OF MONEY/PROPERTY	259	190	1,892	1,892
TOTAL REVENUE	**$ 340**	**$ 190**	**$ 1,892**	**$ 1,892**
SERVICES & SUPPLIES	$	$ 1	$ 10	$ 10
OTHER CHARGES	195	243	490	490
TOTAL EXPENDITURES/APPROPRIATIONS	**$ 195**	**$ 244**	**$ 500**	**$ 500**
NET COST	**$ 145**	**$ (54)**	**$ 1,392**	**$ 1,392**

State Controller Schedules
County Budget Act
January 2010 Edition, revision #1

COUNTY OF KERN
Special Districts and Other Agencies
Financing Sources and Uses by Budget Unit by Object
Fiscal Year 2014-15

Schedule 15

COUNTY SERVICE AREA #29
SPECIAL DISTRICT
Fund 40675
Budget Unit 9230

Detail by Revenue Category and Expenditure Object	Actual 2012-13	Actual 2013-14	CAO Recommended 2014-15	Adopted by the Board of Supervisors 2014-15
1	2	3	4	5
TAXES	$ 1,209	$ 1,260	$ 1,188	$ 1,188
FINES AND FORFEITURES		3		
USE OF MONEY/PROPERTY	10	8	66	66
CHARGES FOR SERVICES	(10)	(10)		
OTHER FINANCING SOURCES	29	28	34	34
TOTAL REVENUE	**$ 1,238**	**$ 1,289**	**$ 1,288**	**$ 1,288**
SERVICES & SUPPLIES	$ 977	$ 1,131	$ 1,104	$ 1,104
OTHER CHARGES	296	612	596	596
TOTAL EXPENDITURES/APPROPRIATIONS	**$ 1,273**	**$ 1,743**	**$ 1,700**	**$ 1,700**
NET COST	**$ (35)**	**$ (454)**	**$ (412)**	**$ (412)**

State Controller Schedules
County Budget Act
January 2010 Edition, revision #1

COUNTY OF KERN
Special Districts and Other Agencies
Financing Sources and Uses by Budget Unit by Object
Fiscal Year 2014-15

Schedule 15

COUNTY SERVICE AREA #30
SPECIAL DISTRICT
Fund 40680
Budget Unit 9231

Detail by Revenue Category and Expenditure Object	Actual 2012-13	Actual 2013-14	CAO Recommended 2014-15	Adopted by the Board of Supervisors 2014-15
1	2	3	4	5
TAXES	$ 50,835	$ 49,655	$ 47,587	$ 47,587
FINES AND FORFEITURES	670	373		
USE OF MONEY/PROPERTY	447	350	2,992	2,992
CHARGES FOR SERVICES	(357)	(355)		
OTHER FINANCING SOURCES	1,175	1,200	1,180	1,180
TOTAL REVENUE	**$ 52,770**	**$ 51,223**	**$ 51,759**	**$ 51,759**
APPROPRIATION FR CONTINGENCIES	$	$	$ 2,800	$ 2,800
SERVICES & SUPPLIES	36,943	43,416	45,380	45,380
OTHER CHARGES	10,799	7,154	10,820	10,820
TOTAL EXPENDITURES/APPROPRIATIONS	**$ 47,742**	**$ 50,570**	**$ 59,000**	**$ 59,000**
NET COST	**$ 5,028**	**$ 653**	**$ (7,241)**	**$ (7,241)**

State Controller Schedules
County Budget Act
January 2010 Edition, revision #1

COUNTY OF KERN
Special Districts and Other Agencies
Financing Sources and Uses by Budget Unit by Object
Fiscal Year 2014-15

Schedule 15

COUNTY SERVICE AREA #31
SPECIAL DISTRICT
Fund 40685
Budget Unit 9232

Detail by Revenue Category and Expenditure Object	Actual 2012-13	Actual 2013-14	CAO Recommended 2014-15	Adopted by the Board of Supervisors 2014-15
1	2	3	4	5
TAXES	$ 51	$ 56	$	$
FINES AND FORFEITURES	22	32		
USE OF MONEY/PROPERTY	50	31	220	220
OTHER FINANCING SOURCES	55	48	48	48
TOTAL REVENUE	**$ 178**	**$ 167**	**$ 268**	**$ 268**
SERVICES & SUPPLIES	$ 1,422	$ 1,228	$ 1,807	$ 1,807
OTHER CHARGES	443	381	593	593
TOTAL EXPENDITURES/APPROPRIATIONS	**$ 1,865**	**$ 1,609**	**$ 2,400**	**$ 2,400**
NET COST	**$ (1,687)**	**$ (1,442)**	**$ (2,132)**	**$ (2,132)**

State Controller Schedules
County Budget Act
January 2010 Edition, revision #1

COUNTY OF KERN
Special Districts and Other Agencies
Financing Sources and Uses by Budget Unit by Object
Fiscal Year 2014-15

Schedule 15

COUNTY SERVICE AREA #32
SPECIAL DISTRICT
Fund 40690
Budget Unit 9233

Detail by Revenue Category and Expenditure Object	Actual 2012-13	Actual 2013-14	CAO Recommended 2014-15	Adopted by the Board of Supervisors 2014-15
1	2	3	4	5
TAXES	$ 1,436	$ 1,454	$ 1,334	$ 1,334
FINES AND FORFEITURES	15	27		
USE OF MONEY/PROPERTY	5	5	41	41
CHARGES FOR SERVICES	(22)	(22)		
OTHER FINANCING SOURCES	36	32	32	32
TOTAL REVENUE	**$ 1,470**	**$ 1,496**	**$ 1,407**	**$ 1,407**
SERVICES & SUPPLIES	$ 1,024	$ 1,052	$ 1,175	$ 1,175
OTHER CHARGES	304	296	425	425
TOTAL EXPENDITURES/APPROPRIATIONS	**$ 1,328**	**$ 1,348**	**$ 1,600**	**$ 1,600**
NET COST	**$ 142**	**$ 148**	**$ (193)**	**$ (193)**

State Controller Schedules
County Budget Act
January 2010 Edition, revision #1

COUNTY OF KERN
Special Districts and Other Agencies
Financing Sources and Uses by Budget Unit by Object
Fiscal Year 2014-15

Schedule 15

COUNTY SERVICE AREA #34
SPECIAL DISTRICT
Fund 40700
Budget Unit 9235

Detail by Revenue Category and Expenditure Object	Actual 2012-13	Actual 2013-14	CAO Recommended 2014-15	Adopted by the Board of Supervisors 2014-15
1	2	3	4	5
TAXES	$ 25,351	$ 21,808	$ 16,169	$ 16,169
FINES AND FORFEITURES	478	632		
USE OF MONEY/PROPERTY	268	219	1,933	1,933
CHARGES FOR SERVICES	(170)	(170)		
OTHER FINANCING SOURCES	500	500	490	490
TOTAL REVENUE	**$ 26,427**	**$ 22,989**	**$ 18,592**	**$ 18,592**
APPROPRIATION FR CONTINGENCIES	$	$	$ 1,160	$ 1,160
SERVICES & SUPPLIES	17,442	17,806	18,805	18,805
OTHER CHARGES	4,457	2,901	4,535	4,535
TOTAL EXPENDITURES/APPROPRIATIONS	**$ 21,899**	**$ 20,707**	**$ 24,500**	**$ 24,500**
NET COST	**$ 4,528**	**$ 2,282**	**$ (5,908)**	**$ (5,908)**

State Controller Schedules
County Budget Act
January 2010 Edition, revision #1

COUNTY OF KERN
Special Districts and Other Agencies
Financing Sources and Uses by Budget Unit by Object
Fiscal Year 2014-15

Schedule 15

COUNTY SERVICE AREA #36
SPECIAL DISTRICT
Fund 40710
Budget Unit 9237

Detail by Revenue Category and Expenditure Object	Actual 2012-13	Actual 2013-14	CAO Recommended 2014-15	Adopted by the Board of Supervisors 2014-15
1	2	3	4	5
TAXES	$ 30,351	$ 47,922	$ 38,953	$ 38,953
FINES AND FORFEITURES	906	1,233		
USE OF MONEY/PROPERTY	694	479	4,149	4,149
CHARGES FOR SERVICES	(453)	(453)		
OTHER FINANCING SOURCES	1,180	1,180	1,240	1,240
TOTAL REVENUE	**$ 32,678**	**$ 50,361**	**$ 44,342**	**$ 44,342**
APPROPRIATION FR CONTINGENCIES	$	$	$ 3,000	$ 3,000
SERVICES & SUPPLIES	35,638	41,829	47,840	47,840
OTHER CHARGES	9,996	5,830	11,160	11,160
TOTAL EXPENDITURES/APPROPRIATIONS	**$ 45,634**	**$ 47,659**	**$ 62,000**	**$ 62,000**
NET COST	**$ (12,956)**	**$ 2,702**	**$ (17,658)**	**$ (17,658)**

State Controller Schedules
County Budget Act
January 2010 Edition, revision #1

COUNTY OF KERN
Special Districts and Other Agencies
Financing Sources and Uses by Budget Unit by Object
Fiscal Year 2014-15

Schedule 15

COUNTY SERVICE AREA #37
SPECIAL DISTRICT
Fund 40715
Budget Unit 9238

Detail by Revenue Category and Expenditure Object	Actual 2012-13	Actual 2013-14	CAO Recommended 2014-15	Adopted by the Board of Supervisors 2014-15
1	2	3	4	5
TAXES	$ 24,593	$ 24,262	$ 15,352	$ 15,352
FINES AND FORFEITURES	236	137		
USE OF MONEY/PROPERTY	265	223	1,909	1,909
CHARGES FOR SERVICES	(162)	(162)		
OTHER FINANCING SOURCES	600	570	550	550
TOTAL REVENUE	**$ 25,532**	**$ 25,030**	**$ 17,811**	**$ 17,811**
APPROPRIATION FR CONTINGENCIES	$	$	$ 1,211	$ 1,211
SERVICES & SUPPLIES	16,271	16,700	21,339	21,339
OTHER CHARGES	4,580	2,362	4,950	4,950
TOTAL EXPENDITURES/APPROPRIATIONS	**$ 20,851**	**$ 19,062**	**$ 27,500**	**$ 27,500**
NET COST	**$ 4,681**	**$ 5,968**	**$ (9,689)**	**$ (9,689)**

State Controller Schedules
County Budget Act
January 2010 Edition, revision #1

COUNTY OF KERN
Special Districts and Other Agencies
Financing Sources and Uses by Budget Unit by Object
Fiscal Year 2014-15

Schedule 15

COUNTY SERVICE AREA #38
SPECIAL DISTRICT
Fund 40720
Budget Unit 9239

Detail by Revenue Category and Expenditure Object	Actual 2012-13	Actual 2013-14	CAO Recommended 2014-15	Adopted by the Board of Supervisors 2014-15
1	2	3	4	5
TAXES	$ 5,092	$ 4,719	$ 2,237	$ 2,237
FINES AND FORFEITURES	21	3		
USE OF MONEY/PROPERTY	37	28	219	219
CHARGES FOR SERVICES	(31)	(31)		
OTHER FINANCING SOURCES	126	126	120	120
TOTAL REVENUE	**$ 5,245**	**$ 4,845**	**$ 2,576**	**$ 2,576**
APPROPRIATION FR CONTINGENCIES	$	$	$ 300	$ 300
SERVICES & SUPPLIES	3,695	4,441	4,618	4,618
OTHER CHARGES	945	734	1,082	1,082
TOTAL EXPENDITURES/APPROPRIATIONS	**$ 4,640**	**$ 5,175**	**$ 6,000**	**$ 6,000**
NET COST	**$ 605**	**$ (330)**	**$ (3,424)**	**$ (3,424)**

State Controller Schedules
County Budget Act
January 2010 Edition, revision #1

COUNTY OF KERN
Special Districts and Other Agencies
Financing Sources and Uses by Budget Unit by Object
Fiscal Year 2014-15

Schedule 15

COUNTY SERVICE AREA #39
SPECIAL DISTRICT
Fund 40725
Budget Unit 9240

Detail by Revenue Category and Expenditure Object	Actual 2012-13	Actual 2013-14	CAO Recommended 2014-15	Adopted by the Board of Supervisors 2014-15
1	2	3	4	5
USE OF MONEY/PROPERTY	$ 47	$ 33	$ 304	$ 304
TOTAL REVENUE	**$ 47**	**$ 33**	**$ 304**	**$ 304**
SERVICES & SUPPLIES	$	$ 1	$ 10	$ 10
OTHER CHARGES	145	51	490	490
TOTAL EXPENDITURES/APPROPRIATIONS	**$ 145**	**$ 52**	**$ 500**	**$ 500**
NET COST	**$ (98)**	**$ (19)**	**$ (196)**	**$ (196)**

State Controller Schedules
County Budget Act
January 2010 Edition, revision #1

COUNTY OF KERN
Special Districts and Other Agencies
Financing Sources and Uses by Budget Unit by Object
Fiscal Year 2014-15

Schedule 15

COUNTY SERVICE AREA #40
SPECIAL DISTRICT
Fund 40730
Budget Unit 9241

Detail by Revenue Category and Expenditure Object	Actual 2012-13	Actual 2013-14	CAO Recommended 2014-15	Adopted by the Board of Supervisors 2014-15
1	2	3	4	5
TAXES	$ 11	$ 11	$ 34,051	$ 34,051
FINES AND FORFEITURES	16	20		
USE OF MONEY/PROPERTY	2,306	1,630	1,321	1,321
TOTAL REVENUE	**$ 2,333**	**$ 1,661**	**$ 35,372**	**$ 35,372**
SERVICES & SUPPLIES	$ 2,377	$ 2,336	$ 334,050	$ 334,050
OTHER CHARGES	17,055	46,664	45,950	45,950
TOTAL EXPENDITURES/APPROPRIATIONS	**$ 19,432**	**$ 49,000**	**$ 380,000**	**$ 380,000**
NET COST	**$ (17,099)**	**$ (47,339)**	**$ (344,628)**	**$ (344,628)**

State Controller Schedules
County Budget Act
January 2010 Edition, revision #1

COUNTY OF KERN
Special Districts and Other Agencies
Financing Sources and Uses by Budget Unit by Object
Fiscal Year 2014-15

Schedule 15

COUNTY SERVICE AREA #40.1 EMS
SPECIAL DISTRICT
Fund 40724
Budget Unit 9242

Detail by Revenue Category and Expenditure Object	Actual 2012-13	Actual 2013-14	CAO Recommended 2014-15	Adopted by the Board of Supervisors 2014-15
1	2	3	4	5
TAXES	$ 37,438	$ 64,092	$ 209,217	$ 209,217
FINES AND FORFEITURES	1,895	3,088		
USE OF MONEY/PROPERTY	2,160	1,264	3,231	3,231
CHARGES FOR SERVICES	(602)	(601)		
TOTAL REVENUE	**$ 40,891**	**$ 67,843**	**$ 212,448**	**$ 212,448**
APPROPRIATION FR CONTINGENCIES	$	$	$ 6,500	$ 6,500
SERVICES & SUPPLIES	4	124	500	500
OTHER CHARGES	2,453	1,303	3,000	3,000
OTHER FINANCING USES	130,965	166,093	220,000	220,000
TOTAL EXPENDITURES/APPROPRIATIONS	**$ 133,422**	**$ 167,520**	**$ 230,000**	**$ 230,000**
NET COST	**$ (92,531)**	**$ (99,677)**	**$ (17,552)**	**$ (17,552)**

State Controller Schedules
County Budget Act
January 2010 Edition, revision #1

COUNTY OF KERN
Special Districts and Other Agencies
Financing Sources and Uses by Budget Unit by Object
Fiscal Year 2014-15

Schedule 15

COUNTY SERVICE AREA #42
SPECIAL DISTRICT
Fund 40740
Budget Unit 9243

Detail by Revenue Category and Expenditure Object	Actual 2012-13	Actual 2013-14	CAO Recommended 2014-15	Adopted by the Board of Supervisors 2014-15
1	2	3	4	5
USE OF MONEY/PROPERTY	$ 99	$ 73	$ 702	$ 702
TOTAL REVENUE	**$ 99**	**$ 73**	**$ 702**	**$ 702**
SERVICES & SUPPLIES	$	$ 1	$ 10	$ 10
OTHER CHARGES	156	31	390	390
TOTAL EXPENDITURES/APPROPRIATIONS	**$ 156**	**$ 32**	**$ 400**	**$ 400**
NET COST	**$ (57)**	**$ 41**	**$ 302**	**$ 302**

State Controller Schedules
County Budget Act
January 2010 Edition, revision #1

COUNTY OF KERN
Special Districts and Other Agencies
Financing Sources and Uses by Budget Unit by Object
Fiscal Year 2014-15

Schedule 15

COUNTY SERVICE AREA #43
SPECIAL DISTRICT
Fund 40745
Budget Unit 9244

Detail by Revenue Category and Expenditure Object	Actual 2012-13	Actual 2013-14	CAO Recommended 2014-15	Adopted by the Board of Supervisors 2014-15
1	2	3	4	5
TAXES	$ 995	$ 21,560	$ 21,005	$ 21,005
FINES AND FORFEITURES	624	184		
USE OF MONEY/PROPERTY	513	285	2,329	2,329
CHARGES FOR SERVICES		(293)		
OTHER FINANCING SOURCES	745	720	660	660
TOTAL REVENUE	**$ 2,877**	**$ 22,456**	**$ 23,994**	**$ 23,994**
APPROPRIATION FR CONTINGENCIES	$	$	$ 1,600	$ 1,600
SERVICES & SUPPLIES	21,756	26,718	24,612	24,612
OTHER CHARGES	6,376	4,319	6,788	6,788
TOTAL EXPENDITURES/APPROPRIATIONS	**$ 28,132**	**$ 31,037**	**$ 33,000**	**$ 33,000**
NET COST	**$ (25,255)**	**$ (8,581)**	**$ (9,006)**	**$ (9,006)**

State Controller Schedules
County Budget Act
January 2010 Edition, revision #1

COUNTY OF KERN
Special Districts and Other Agencies
Financing Sources and Uses by Budget Unit by Object
Fiscal Year 2014-15

Schedule 15

COUNTY SERVICE AREA #44
SPECIAL DISTRICT
Fund 40750
Budget Unit 9245

Detail by Revenue Category and Expenditure Object	Actual 2012-13	Actual 2013-14	CAO Recommended 2014-15	Adopted by the Board of Supervisors 2014-15
1	2	3	4	5
TAXES	$ 970	$ 717	$	$
FINES AND FORFEITURES	672	586		
USE OF MONEY/PROPERTY	415	252	1,888	1,888
OTHER FINANCING SOURCES	350	355	360	360
TOTAL REVENUE	**$ 2,407**	**$ 1,910**	**$ 2,248**	**$ 2,248**
APPROPRIATION FR CONTINGENCIES	$	$	$ 900	$ 900
SERVICES & SUPPLIES	12,812	13,191	14,050	14,050
OTHER CHARGES	2,952	2,267	3,050	3,050
TOTAL EXPENDITURES/APPROPRIATIONS	**$ 15,764**	**$ 15,458**	**$ 18,000**	**$ 18,000**
NET COST	**$ (13,357)**	**$ (13,548)**	**$ (15,752)**	**$ (15,752)**

State Controller Schedules
County Budget Act
January 2010 Edition, revision #1

COUNTY OF KERN
Special Districts and Other Agencies
Financing Sources and Uses by Budget Unit by Object
Fiscal Year 2014-15

Schedule 15

COUNTY SERVICE AREA #45
SPECIAL DISTRICT
Fund 40755
Budget Unit 9246

Detail by Revenue Category and Expenditure Object	Actual 2012-13	Actual 2013-14	CAO Recommended 2014-15	Adopted by the Board of Supervisors 2014-15
1	2	3	4	5
TAXES	$ 601	$ 1,226	$ 1,235	$ 1,235
FINES AND FORFEITURES	43	19		
USE OF MONEY/PROPERTY	33	22	145	145
CHARGES FOR SERVICES	(13)	(13)		
OTHER FINANCING SOURCES	56	54	52	52
TOTAL REVENUE	**$ 720**	**$ 1,308**	**$ 1,432**	**$ 1,432**
SERVICES & SUPPLIES	$ 1,435	$ 1,197	$ 2,030	$ 2,030
OTHER CHARGES	587	196	570	570
TOTAL EXPENDITURES/APPROPRIATIONS	**$ 2,022**	**$ 1,393**	**$ 2,600**	**$ 2,600**
NET COST	**$ (1,302)**	**$ (85)**	**$ (1,168)**	**$ (1,168)**

State Controller Schedules
County Budget Act
January 2010 Edition, revision #1

COUNTY OF KERN
Special Districts and Other Agencies
Financing Sources and Uses by Budget Unit by Object
Fiscal Year 2014-15

Schedule 15

COUNTY SERVICE AREA #47
SPECIAL DISTRICT
Fund 40765
Budget Unit 9249

Detail by Revenue Category and Expenditure Object	Actual 2012-13	Actual 2013-14	CAO Recommended 2014-15	Adopted by the Board of Supervisors 2014-15
1	2	3	4	5
TAXES	$ 177	$ 3,328	$ 6,110	$ 6,110
FINES AND FORFEITURES	104	129		
USE OF MONEY/PROPERTY	154	82	611	611
CHARGES FOR SERVICES		(54)		
OTHER FINANCING SOURCES	184	190	186	186
TOTAL REVENUE	**$ 619**	**$ 3,675**	**$ 6,907**	**$ 6,907**
APPROPRIATION FR CONTINGENCIES	$	$	$ 400	$ 400
SERVICES & SUPPLIES	6,821	7,019	6,970	6,970
OTHER CHARGES	1,690	1,181	1,930	1,930
TOTAL EXPENDITURES/APPROPRIATIONS	**$ 8,511**	**$ 8,200**	**$ 9,300**	**$ 9,300**
NET COST	**$ (7,892)**	**$ (4,525)**	**$ (2,393)**	**$ (2,393)**

State Controller Schedules
County Budget Act
January 2010 Edition, revision #1

COUNTY OF KERN
Special Districts and Other Agencies
Financing Sources and Uses by Budget Unit by Object
Fiscal Year 2014-15

Schedule 15

COUNTY SERVICE AREA #51
SPECIAL DISTRICT
Fund 40785
Budget Unit 9253

Detail by Revenue Category and Expenditure Object	Actual 2012-13	Actual 2013-14	CAO Recommended 2014-15	Adopted by the Board of Supervisors 2014-15
1	2	3	4	5
TAXES	$ 29	$ 40	$	$
FINES AND FORFEITURES	15	35		
USE OF MONEY/PROPERTY	85	55	454	454
TOTAL REVENUE	**$ 129**	**$ 130**	**$ 454**	**$ 454**
SERVICES & SUPPLIES	$ 1,523	$ 1,956	$ 2,130	$ 2,130
OTHER CHARGES	546	759	1,570	1,570
TOTAL EXPENDITURES/APPROPRIATIONS	**$ 2,069**	**$ 2,715**	**$ 3,700**	**$ 3,700**
NET COST	**$ (1,940)**	**$ (2,585)**	**$ (3,246)**	**$ (3,246)**

State Controller Schedules
County Budget Act
January 2010 Edition, revision #1

COUNTY OF KERN
Special Districts and Other Agencies
Financing Sources and Uses by Budget Unit by Object
Fiscal Year 2014-15

Schedule 15

CO SERVICE AREA #39.2 Z OF B2
SPECIAL DISTRICT
Fund 40727
Budget Unit 9255

Detail by Revenue Category and Expenditure Object	Actual 2012-13	Actual 2013-14	CAO Recommended 2014-15	Adopted by the Board of Supervisors 2014-15
1	2	3	4	5
TAXES	$ 90	$ 1	$	$
FINES AND FORFEITURES	59	1		
USE OF MONEY/PROPERTY	150	104	906	906
TOTAL REVENUE	**$ 299**	**$ 106**	**$ 906**	**$ 906**
SERVICES & SUPPLIES	$ 1,523	$ 1,942	$ 2,042	$ 2,042
OTHER CHARGES	750	1,075	1,558	1,558
TOTAL EXPENDITURES/APPROPRIATIONS	**$ 2,273**	**$ 3,017**	**$ 3,600**	**$ 3,600**
NET COST	**$ (1,974)**	**$ (2,911)**	**$ (2,694)**	**$ (2,694)**

State Controller Schedules
County Budget Act
January 2010 Edition, revision #1

COUNTY OF KERN
Special Districts and Other Agencies
Financing Sources and Uses by Budget Unit by Object
Fiscal Year 2014-15

Schedule 15

COUNTY SERVICE AREA #39 ZONE 8
SPECIAL DISTRICT
Fund 40733
Budget Unit 9256

Detail by Revenue Category and Expenditure Object	Actual 2012-13	Actual 2013-14	CAO Recommended 2014-15	Adopted by the Board of Supervisors 2014-15
1	2	3	4	5
TAXES	$ 167,553	$ 157,875	$ 172,830	$ 172,830
FINES AND FORFEITURES	7,321	4,671		
USE OF MONEY/PROPERTY	539	632	5,868	5,868
CHARGES FOR SERVICES	(52)	(52)		
OTHER FINANCING SOURCES	94,000	74,000	70,000	70,000
TOTAL REVENUE	**$ 269,361**	**$ 237,126**	**$ 248,698**	**$ 248,698**
APPROPRIATION FR CONTINGENCIES	$	$	$ 11,750	$ 11,750
SERVICES & SUPPLIES	178,733	217,871	230,575	230,575
OTHER CHARGES	11,383	13,192	16,675	16,675
TOTAL EXPENDITURES/APPROPRIATIONS	**$ 190,116**	**$ 231,063**	**$ 259,000**	**$ 259,000**
NET COST	**$ 79,245**	**$ 6,063**	**$ (10,302)**	**$ (10,302)**

State Controller Schedules
County Budget Act
January 2010 Edition, revision #1

COUNTY OF KERN
Special Districts and Other Agencies
Financing Sources and Uses by Budget Unit by Object
Fiscal Year 2014-15

Schedule 15

COUNTY SERVICE AREA #38 ZN 2
SPECIAL DISTRICT
Fund 40737
Budget Unit 9258

Detail by Revenue Category and Expenditure Object	Actual 2012-13	Actual 2013-14	CAO Recommended 2014-15	Adopted by the Board of Supervisors 2014-15
1	2	3	4	5
TAXES	$ 2,802	$ 1,402	$	$
USE OF MONEY/PROPERTY	119	100	691	691
CHARGES FOR SERVICES	(1)	(1)		
OTHER FINANCING SOURCES	176	176	92	92
TOTAL REVENUE	**$ 3,096**	**$ 1,677**	**$ 783**	**$ 783**
SERVICES & SUPPLIES	$ 5	$ 208	$ 2,801	$ 2,801
OTHER CHARGES	87	41	1,799	1,799
TOTAL EXPENDITURES/APPROPRIATIONS	**$ 92**	**$ 249**	**$ 4,600**	**$ 4,600**
NET COST	**$ 3,004**	**$ 1,428**	**$ (3,817)**	**$ (3,817)**

State Controller Schedules
County Budget Act
January 2010 Edition, revision #1

COUNTY OF KERN
Special Districts and Other Agencies
Financing Sources and Uses by Budget Unit by Object
Fiscal Year 2014-15

Schedule 15

COUNTY SERVICE AREA #52
SPECIAL DISTRICT
Fund 40790
Budget Unit 9259

Detail by Revenue Category and Expenditure Object	Actual 2012-13	Actual 2013-14	CAO Recommended 2014-15	Adopted by the Board of Supervisors 2014-15
1	2	3	4	5
TAXES	$ 20,292	$ 20,710	$ 17,756	$ 17,756
FINES AND FORFEITURES	41	89		
USE OF MONEY/PROPERTY	250	201	1,776	1,776
CHARGES FOR SERVICES	(202)	(202)		
OTHER FINANCING SOURCES	377	394	361	361
TOTAL REVENUE	**$ 20,758**	**$ 21,192**	**$ 19,893**	**$ 19,893**
APPROPRIATION FR CONTINGENCIES	$	$	$ 900	$ 900
SERVICES & SUPPLIES	13,888	16,050	17,200	17,200
OTHER CHARGES	3,690	3,089	3,900	3,900
TOTAL EXPENDITURES/APPROPRIATIONS	**$ 17,578**	**$ 19,139**	**$ 22,000**	**$ 22,000**
NET COST	**$ 3,180**	**$ 2,053**	**$ (2,107)**	**$ (2,107)**

State Controller Schedules
County Budget Act
January 2010 Edition, revision #1

COUNTY OF KERN
Special Districts and Other Agencies
Financing Sources and Uses by Budget Unit by Object
Fiscal Year 2014-15

Schedule 15

COUNTY SERVICE AREA #53
SPECIAL DISTRICT
Fund 40795
Budget Unit 9262

Detail by Revenue Category and Expenditure Object	Actual 2012-13	Actual 2013-14	CAO Recommended 2014-15	Adopted by the Board of Supervisors 2014-15
1	2	3	4	5
TOTAL REVENUE	**$**	**$**	**$**	**$**
SERVICES & SUPPLIES	$	$ 1	$ 10	$ 10
OTHER CHARGES	113	235	1,630	1,630
TOTAL EXPENDITURES/APPROPRIATIONS	**$ 113**	**$ 236**	**$ 1,640**	**$ 1,640**
NET COST	**$ (113)**	**$ (236)**	**$ (1,640)**	**$ (1,640)**

State Controller Schedules
County Budget Act
January 2010 Edition, revision #1

COUNTY OF KERN
Special Districts and Other Agencies
Financing Sources and Uses by Budget Unit by Object
Fiscal Year 2014-15

Schedule 15

COUNTY SERVICE AREA #54
SPECIAL DISTRICT
Fund 40800
Budget Unit 9263

Detail by Revenue Category and Expenditure Object	Actual 2012-13	Actual 2013-14	CAO Recommended 2014-15	Adopted by the Board of Supervisors 2014-15
1	2	3	4	5
TAXES	$ 12,568	$ 12,882	$ 12,463	$ 12,463
FINES AND FORFEITURES	7	9		
USE OF MONEY/PROPERTY	88	74	669	669
CHARGES FOR SERVICES	(122)	(122)		
OTHER FINANCING SOURCES	290	280	280	280
TOTAL REVENUE	**$ 12,831**	**$ 13,123**	**$ 13,412**	**$ 13,412**
APPROPRIATION FR CONTINGENCIES	$	$	$ 650	$ 650
SERVICES & SUPPLIES	8,461	9,571	10,130	10,130
OTHER CHARGES	2,502	2,152	3,220	3,220
TOTAL EXPENDITURES/APPROPRIATIONS	**$ 10,963**	**$ 11,723**	**$ 14,000**	**$ 14,000**
NET COST	**$ 1,868**	**$ 1,400**	**$ (588)**	**$ (588)**

State Controller Schedules
County Budget Act
January 2010 Edition, revision #1

COUNTY OF KERN
Special Districts and Other Agencies
Financing Sources and Uses by Budget Unit by Object
Fiscal Year 2014-15

Schedule 15

COUNTY SERVICE AREA #18 ZONE 5
SPECIAL DISTRICT
Fund 40626
Budget Unit 9264

Detail by Revenue Category and Expenditure Object	Actual 2012-13	Actual 2013-14	CAO Recommended 2014-15	Adopted by the Board of Supervisors 2014-15
1	2	3	4	5
TAXES	$ 4,199	$ 4,370	$ 4,123	$ 4,123
FINES AND FORFEITURES	53	241		
USE OF MONEY/PROPERTY	47	33	274	274
CHARGES FOR SERVICES	(73)	(73)		
OTHER FINANCING SOURCES	108	110	104	104
TOTAL REVENUE	**$ 4,334**	**$ 4,681**	**$ 4,501**	**$ 4,501**
APPROPRIATION FR CONTINGENCIES	$	$	$ 300	$ 300
SERVICES & SUPPLIES	3,329	3,081	3,625	3,625
OTHER CHARGES	1,225	1,008	1,275	1,275
TOTAL EXPENDITURES/APPROPRIATIONS	**$ 4,554**	**$ 4,089**	**$ 5,200**	**$ 5,200**
NET COST	**$ (220)**	**$ 592**	**$ (699)**	**$ (699)**

State Controller Schedules
County Budget Act
January 2010 Edition, revision #1

COUNTY OF KERN
Special Districts and Other Agencies
Financing Sources and Uses by Budget Unit by Object
Fiscal Year 2014-15

Schedule 15

COUNTY SERVICE AREA #53 ZONE 1
SPECIAL DISTRICT
Fund 40796
Budget Unit 9265

Detail by Revenue Category and Expenditure Object	Actual 2012-13	Actual 2013-14	CAO Recommended 2014-15	Adopted by the Board of Supervisors 2014-15
1	2	3	4	5
TAXES	$ 3,258	$ 3,085	$ 2,861	$ 2,861
FINES AND FORFEITURES	317	34		
USE OF MONEY/PROPERTY	80	57	509	509
CHARGES FOR SERVICES	(49)	(50)		
OTHER FINANCING SOURCES	94	94	90	90
TOTAL REVENUE	**$ 3,700**	**$ 3,220**	**$ 3,460**	**$ 3,460**
APPROPRIATION FR CONTINGENCIES	$	$	$ 228	$ 228
SERVICES & SUPPLIES	3,012	3,110	3,232	3,232
OTHER CHARGES	683	843	1,040	1,040
TOTAL EXPENDITURES/APPROPRIATIONS	**$ 3,695**	**$ 3,953**	**$ 4,500**	**$ 4,500**
NET COST	**$ 5**	**$ (733)**	**$ (1,040)**	**$ (1,040)**

State Controller Schedules
County Budget Act
January 2010 Edition, revision #1

COUNTY OF KERN
Special Districts and Other Agencies
Financing Sources and Uses by Budget Unit by Object
Fiscal Year 2014-15

Schedule 15

COUNTY SERVICE AREA #18 ZONE 6
SPECIAL DISTRICT
Fund 40627
Budget Unit 9266

Detail by Revenue Category and Expenditure Object	Actual 2012-13	Actual 2013-14	CAO Recommended 2014-15	Adopted by the Board of Supervisors 2014-15
1	2	3	4	5
TAXES	$ 5,612	$ 100	$	$
FINES AND FORFEITURES	53	35		
USE OF MONEY/PROPERTY	260	212	1,497	1,497
CHARGES FOR SERVICES	(32)			
TOTAL REVENUE	**$ 5,893**	**$ 347**	**$ 1,497**	**$ 1,497**
APPROPRIATION FR CONTINGENCIES	$	$	$ 750	$ 750
SERVICES & SUPPLIES	409	207	11,100	11,100
OTHER CHARGES	133	66	3,150	3,150
TOTAL EXPENDITURES/APPROPRIATIONS	**$ 542**	**$ 273**	**$ 15,000**	**$ 15,000**
NET COST	**$ 5,351**	**$ 74**	**$ (13,503)**	**$ (13,503)**

State Controller Schedules
County Budget Act
January 2010 Edition, revision #1

COUNTY OF KERN
Special Districts and Other Agencies
Financing Sources and Uses by Budget Unit by Object
Fiscal Year 2014-15

Schedule 15

COUNTY SERVICE AREA #18 ZONE 7
SPECIAL DISTRICT
Fund 40628
Budget Unit 9267

Detail by Revenue Category and Expenditure Object	Actual 2012-13	Actual 2013-14	CAO Recommended 2014-15	Adopted by the Board of Supervisors 2014-15
1	2	3	4	5
TAXES	$ 500	$ 1,664	$	$
FINES AND FORFEITURES	364	1,663		
USE OF MONEY/PROPERTY	454	290	2,201	2,201
TOTAL REVENUE	**$ 1,318**	**$ 3,617**	**$ 2,201**	**$ 2,201**
APPROPRIATION FR CONTINGENCIES	$	$	$ 800	$ 800
SERVICES & SUPPLIES	9,887	10,791	12,950	12,950
OTHER CHARGES	3,083	2,661	3,750	3,750
TOTAL EXPENDITURES/APPROPRIATIONS	**$ 12,970**	**$ 13,452**	**$ 17,500**	**$ 17,500**
NET COST	**$ (11,652)**	**$ (9,835)**	**$ (15,299)**	**$ (15,299)**

State Controller Schedules
County Budget Act
January 2010 Edition, revision #1

COUNTY OF KERN
Special Districts and Other Agencies
Financing Sources and Uses by Budget Unit by Object
Fiscal Year 2014-15

Schedule 15

COUNTY SERVICE AREA #55
SPECIAL DISTRICT
Fund 40805
Budget Unit 9272

Detail by Revenue Category and Expenditure Object	Actual 2012-13	Actual 2013-14	CAO Recommended 2014-15	Adopted by the Board of Supervisors 2014-15
1	2	3	4	5
TAXES	$ 2,921	$ 2,919	$ 2,793	$ 2,793
FINES AND FORFEITURES		5		
USE OF MONEY/PROPERTY	29	22	209	209
CHARGES FOR SERVICES	(10)	(10)		
OTHER FINANCING SOURCES	63	61	68	68
TOTAL REVENUE	**$ 3,003**	**$ 2,997**	**$ 3,070**	**$ 3,070**
SERVICES & SUPPLIES	$ 2,030	$ 2,470	$ 2,560	$ 2,560
OTHER CHARGES	961	495	840	840
TOTAL EXPENDITURES/APPROPRIATIONS	**$ 2,991**	**$ 2,965**	**$ 3,400**	**$ 3,400**
NET COST	**$ 12**	**$ 32**	**$ (330)**	**$ (330)**

State Controller Schedules
County Budget Act
January 2010 Edition, revision #1

COUNTY OF KERN
Special Districts and Other Agencies
Financing Sources and Uses by Budget Unit by Object
Fiscal Year 2014-15

Schedule 15

COUNTY SERVICE AREA #56
SPECIAL DISTRICT
Fund 40810
Budget Unit 9273

Detail by Revenue Category and Expenditure Object	Actual 2012-13	Actual 2013-14	CAO Recommended 2014-15	Adopted by the Board of Supervisors 2014-15
1	2	3	4	5
TAXES	$ 2,291	$ 2,208	$ 2,115	$ 2,115
FINES AND FORFEITURES	7			
USE OF MONEY/PROPERTY	72	49	429	429
CHARGES FOR SERVICES	(20)	(20)		
OTHER FINANCING SOURCES	104	84	116	116
TOTAL REVENUE	**$ 2,454**	**$ 2,321**	**$ 2,660**	**$ 2,660**
APPROPRIATION FR CONTINGENCIES	$	$	$ 250	$ 250
SERVICES & SUPPLIES	2,608	2,878	3,210	3,210
OTHER CHARGES	722	1,586	2,340	2,340
TOTAL EXPENDITURES/APPROPRIATIONS	**$ 3,330**	**$ 4,464**	**$ 5,800**	**$ 5,800**
NET COST	**$ (876)**	**$ (2,143)**	**$ (3,140)**	**$ (3,140)**

State Controller Schedules
County Budget Act
January 2010 Edition, revision #1

COUNTY OF KERN
Special Districts and Other Agencies
Financing Sources and Uses by Budget Unit by Object
Fiscal Year 2014-15

Schedule 15

COUNTY SERVICE AREA #30 ZONE 2
SPECIAL DISTRICT
Fund 40682
Budget Unit 9274

Detail by Revenue Category and Expenditure Object	Actual 2012-13	Actual 2013-14	CAO Recommended 2014-15	Adopted by the Board of Supervisors 2014-15
1	2	3	4	5
TAXES	$ 15	$ 4	$	$
FINES AND FORFEITURES	7	1		
USE OF MONEY/PROPERTY	61	40	344	344
TOTAL REVENUE	**$ 83**	**$ 45**	**$ 344**	**$ 344**
SERVICES & SUPPLIES	$ 761	$ 971	$ 1,300	$ 1,300
OTHER CHARGES	343	712	700	700
TOTAL EXPENDITURES/APPROPRIATIONS	**$ 1,104**	**$ 1,683**	**$ 2,000**	**$ 2,000**
NET COST	**$ (1,021)**	**$ (1,638)**	**$ (1,656)**	**$ (1,656)**

State Controller Schedules
County Budget Act
January 2010 Edition, revision #1

COUNTY OF KERN
Special Districts and Other Agencies
Financing Sources and Uses by Budget Unit by Object
Fiscal Year 2014-15

Schedule 15

COUNTY SERVICE AREA #60 ZONE 2
SPECIAL DISTRICT
Fund 40832
Budget Unit 9276

Detail by Revenue Category and Expenditure Object	Actual 2012-13	Actual 2013-14	CAO Recommended 2014-15	Adopted by the Board of Supervisors 2014-15
1	2	3	4	5
TAXES	$ 105,659	$ 6,204	$	$
FINES AND FORFEITURES	231	3,280		
USE OF MONEY/PROPERTY	2,594	2,240	15,192	15,192
CHARGES FOR SERVICES	(281)			
TOTAL REVENUE	**$ 108,203**	**$ 11,724**	**$ 15,192**	**$ 15,192**
APPROPRIATION FR CONTINGENCIES	$	$	$ 8,750	$ 8,750
SERVICES & SUPPLIES	762	113,612	130,050	130,050
OTHER CHARGES	5,394	17,254	40,200	40,200
TOTAL EXPENDITURES/APPROPRIATIONS	**$ 6,156**	**$ 130,866**	**$ 179,000**	**$ 179,000**
NET COST	**$ 102,047**	**$ (119,142)**	**$ (163,808)**	**$ (163,808)**

State Controller Schedules
County Budget Act
January 2010 Edition, revision #1

COUNTY OF KERN
Special Districts and Other Agencies
Financing Sources and Uses by Budget Unit by Object
Fiscal Year 2014-15

Schedule 15

COUNTY SERVICE AREA #60
SPECIAL DISTRICT
Fund 40830
Budget Unit 9277

Detail by Revenue Category and Expenditure Object	Actual 2012-13	Actual 2013-14	CAO Recommended 2014-15	Adopted by the Board of Supervisors 2014-15
1	2	3	4	5
TAXES	$ 3,494	$ 84,756	$ 115,074	$ 115,074
FINES AND FORFEITURES	2,129	2,525		
USE OF MONEY/PROPERTY	2,902	1,633	12,396	12,396
CHARGES FOR SERVICES		(1,665)		
OTHER FINANCING SOURCES	3,928	3,620	3,660	3,660
TOTAL REVENUE	**$ 12,453**	**$ 90,869**	**$ 131,130**	**$ 131,130**
APPROPRIATION FR CONTINGENCIES	$	$	$ 9,000	$ 9,000
SERVICES & SUPPLIES	114,149	127,872	135,600	135,600
OTHER CHARGES	33,672	24,550	38,400	38,400
TOTAL EXPENDITURES/APPROPRIATIONS	**$ 147,821**	**$ 152,422**	**$ 183,000**	**$ 183,000**
NET COST	**$ (135,368)**	**$ (61,553)**	**$ (51,870)**	**$ (51,870)**

State Controller Schedules
County Budget Act
January 2010 Edition, revision #1

COUNTY OF KERN
Special Districts and Other Agencies
Financing Sources and Uses by Budget Unit by Object
Fiscal Year 2014-15

Schedule 15

COUNTY SERVICE AREA #60 ZONE 1
SPECIAL DISTRICT
Fund 40831
Budget Unit 9278

Detail by Revenue Category and Expenditure Object	Actual 2012-13	Actual 2013-14	CAO Recommended 2014-15	Adopted by the Board of Supervisors 2014-15
1	2	3	4	5
TAXES	$ 21,390	$ 22,025	$ 20,125	$ 20,125
FINES AND FORFEITURES	103	350		
USE OF MONEY/PROPERTY	206	153	1,291	1,291
CHARGES FOR SERVICES	(364)	(366)		
OTHER FINANCING SOURCES	480	520	500	500
TOTAL REVENUE	**$ 21,815**	**$ 22,682**	**$ 21,916**	**$ 21,916**
APPROPRIATION FR CONTINGENCIES	$	$	$ 1,000	$ 1,000
SERVICES & SUPPLIES	18,388	16,108	18,600	18,600
OTHER CHARGES	4,755	4,355	5,400	5,400
TOTAL EXPENDITURES/APPROPRIATIONS	**$ 23,143**	**$ 20,463**	**$ 25,000**	**$ 25,000**
NET COST	**$ (1,328)**	**$ 2,219**	**$ (3,084)**	**$ (3,084)**

State Controller Schedules
County Budget Act
January 2010 Edition, revision #1

COUNTY OF KERN
Special Districts and Other Agencies
Financing Sources and Uses by Budget Unit by Object
Fiscal Year 2014-15

Schedule 15

COUNTY SERVICE AREA #61 ZONE 1
SPECIAL DISTRICT
Fund 40836
Budget Unit 9279

Detail by Revenue Category and Expenditure Object	Actual 2012-13	Actual 2013-14	CAO Recommended 2014-15	Adopted by the Board of Supervisors 2014-15
1	2	3	4	5
TAXES	$ 294	$ 337	$	$
FINES AND FORFEITURES	208	298		
USE OF MONEY/PROPERTY	274	176	1,416	1,416
OTHER FINANCING SOURCES	210	200	200	200
TOTAL REVENUE	**$ 986**	**$ 1,011**	**$ 1,616**	**$ 1,616**
APPROPRIATION FR CONTINGENCIES	$	$	$ 500	$ 500
SERVICES & SUPPLIES	5,667	6,536	7,429	7,429
OTHER CHARGES	1,515	1,337	2,071	2,071
TOTAL EXPENDITURES/APPROPRIATIONS	**$ 7,182**	**$ 7,873**	**$ 10,000**	**$ 10,000**
NET COST	**$ (6,196)**	**$ (6,862)**	**$ (8,384)**	**$ (8,384)**

State Controller Schedules
County Budget Act
January 2010 Edition, revision #1

COUNTY OF KERN
Special Districts and Other Agencies
Financing Sources and Uses by Budget Unit by Object
Fiscal Year 2014-15

Schedule 15

COUNTY SERVICE AREA #61 ZONE 2
SPECIAL DISTRICT
Fund 40837
Budget Unit 9280

Detail by Revenue Category and Expenditure Object	Actual 2012-13	Actual 2013-14	CAO Recommended 2014-15	Adopted by the Board of Supervisors 2014-15
1	2	3	4	5
TAXES	$ 1,091	$ 997	$ 998	$ 998
FINES AND FORFEITURES	102	40		
USE OF MONEY/PROPERTY	19	14	111	111
CHARGES FOR SERVICES	(13)	(13)		
OTHER FINANCING SOURCES	34	34	35	35
TOTAL REVENUE	**$ 1,233**	**$ 1,072**	**$ 1,144**	**$ 1,144**
SERVICES & SUPPLIES	$ 977	$ 1,120	$ 1,255	$ 1,255
OTHER CHARGES	339	251	495	495
TOTAL EXPENDITURES/APPROPRIATIONS	**$ 1,316**	**$ 1,371**	**$ 1,750**	**$ 1,750**
NET COST	**$ (83)**	**$ (299)**	**$ (606)**	**$ (606)**

State Controller Schedules
County Budget Act
January 2010 Edition, revision #1

COUNTY OF KERN
Special Districts and Other Agencies
Financing Sources and Uses by Budget Unit by Object
Fiscal Year 2014-15

Schedule 15

COUNTY SERVICE AREA #61 ZONE 3
SPECIAL DISTRICT
Fund 40838
Budget Unit 9281

Detail by Revenue Category and Expenditure Object	Actual 2012-13	Actual 2013-14	CAO Recommended 2014-15	Adopted by the Board of Supervisors 2014-15
1	2	3	4	5
TAXES	$ 176	$ 2,054	$ 5,729	$ 5,729
FINES AND FORFEITURES	90	131		
USE OF MONEY/PROPERTY	131	75	542	542
CHARGES FOR SERVICES		(80)		
OTHER FINANCING SOURCES	172	160	176	176
TOTAL REVENUE	**$ 569**	**$ 2,340**	**$ 6,447**	**$ 6,447**
APPROPRIATION FR CONTINGENCIES	$	$	$ 400	$ 400
SERVICES & SUPPLIES	4,855	5,730	5,923	5,923
OTHER CHARGES	1,193	1,585	2,477	2,477
TOTAL EXPENDITURES/APPROPRIATIONS	**$ 6,048**	**$ 7,315**	**$ 8,800**	**$ 8,800**
NET COST	**$ (5,479)**	**$ (4,975)**	**$ (2,353)**	**$ (2,353)**

State Controller Schedules
County Budget Act
January 2010 Edition, revision #1

COUNTY OF KERN
Special Districts and Other Agencies
Financing Sources and Uses by Budget Unit by Object
Fiscal Year 2014-15

Schedule 15

COUNTY SERVICE AREA #61 ZONE 4
SPECIAL DISTRICT
Fund 40839
Budget Unit 9282

Detail by Revenue Category and Expenditure Object	Actual 2012-13	Actual 2013-14	CAO Recommended 2014-15	Adopted by the Board of Supervisors 2014-15
1	2	3	4	5
TAXES	$ 290	$ 2,500	$ 2,375	$ 2,375
USE OF MONEY/PROPERTY	32	18	157	157
OTHER FINANCING SOURCES	66	60	58	58
TOTAL REVENUE	**$ 388**	**$ 2,578**	**$ 2,590**	**$ 2,590**
SERVICES & SUPPLIES	$ 1,617	$ 1,900	$ 2,255	$ 2,255
OTHER CHARGES	489	348	645	645
TOTAL EXPENDITURES/APPROPRIATIONS	**$ 2,106**	**$ 2,248**	**$ 2,900**	**$ 2,900**
NET COST	**$ (1,718)**	**$ 330**	**$ (310)**	**$ (310)**

State Controller Schedules
County Budget Act
January 2010 Edition, revision #1

COUNTY OF KERN
Special Districts and Other Agencies
Financing Sources and Uses by Budget Unit by Object
Fiscal Year 2014-15

Schedule 15

COUNTY SERVICE AREA #62
SPECIAL DISTRICT
Fund 40840
Budget Unit 9283

Detail by Revenue Category and Expenditure Object	Actual 2012-13	Actual 2013-14	CAO Recommended 2014-15	Adopted by the Board of Supervisors 2014-15
1	2	3	4	5
TAXES	$ 6,332	$ 5,822	$ 5,793	$ 5,793
FINES AND FORFEITURES	556	179		
USE OF MONEY/PROPERTY	29	26	396	396
CHARGES FOR SERVICES	(164)	(163)		
OTHER FINANCING SOURCES	170	157	5,144	5,144
TOTAL REVENUE	**$ 6,923**	**$ 6,021**	**$ 11,333**	**$ 11,333**
APPROPRIATION FR CONTINGENCIES	$	$	$ 350	$ 350
SERVICES & SUPPLIES	4,513	4,490	4,724	4,724
OTHER CHARGES	1,275	892	2,126	2,126
TOTAL EXPENDITURES/APPROPRIATIONS	**$ 5,788**	**$ 5,382**	**$ 7,200**	**$ 7,200**
NET COST	**$ 1,135**	**$ 639**	**$ 4,133**	**$ 4,133**

State Controller Schedules
County Budget Act
January 2010 Edition, revision #1

COUNTY OF KERN
Special Districts and Other Agencies
Financing Sources and Uses by Budget Unit by Object
Fiscal Year 2014-15

Schedule 15

COUNTY SERVICE AREA #63
SPECIAL DISTRICT
Fund 40845
Budget Unit 9284

Detail by Revenue Category and Expenditure Object	Actual 2012-13	Actual 2013-14	CAO Recommended 2014-15	Adopted by the Board of Supervisors 2014-15
1	2	3	4	5
TAXES	$ 22,250	$ 16,928	$ 10,211	$ 10,211
FINES AND FORFEITURES	611	372		
USE OF MONEY/PROPERTY	233	189	1,667	1,667
CHARGES FOR SERVICES	(1,066)	(1,066)		
OTHER FINANCING SOURCES	450	426	410	410
TOTAL REVENUE	**$ 22,478**	**$ 16,849**	**$ 12,288**	**$ 12,288**
APPROPRIATION FR CONTINGENCIES	$	$	$ 973	$ 973
SERVICES & SUPPLIES	13,325	11,224	14,672	14,672
OTHER CHARGES	4,652	2,144	4,855	4,855
TOTAL EXPENDITURES/APPROPRIATIONS	**$ 17,977**	**$ 13,368**	**$ 20,500**	**$ 20,500**
NET COST	**$ 4,501**	**$ 3,481**	**$ (8,212)**	**$ (8,212)**

State Controller Schedules
County Budget Act
January 2010 Edition, revision #1

COUNTY OF KERN
Special Districts and Other Agencies
Financing Sources and Uses by Budget Unit by Object
Fiscal Year 2014-15

Schedule 15

COUNTY SERVICE AREA #65
SPECIAL DISTRICT
Fund 40855
Budget Unit 9286

Detail by Revenue Category and Expenditure Object	Actual 2012-13	Actual 2013-14	CAO Recommended 2014-15	Adopted by the Board of Supervisors 2014-15
1	2	3	4	5
TAXES	$ 7,038	$ 1,612	$	$
FINES AND FORFEITURES	584	1,094		
USE OF MONEY/PROPERTY	1,952	1,480	6,748	6,748
CHARGES FOR SERVICES	(263)			
OTHER FINANCING SOURCES	4,560	3,920	4,080	4,080
TOTAL REVENUE	**$ 13,871**	**$ 8,106**	**$ 10,828**	**$ 10,828**
APPROPRIATION FR CONTINGENCIES	$	$	$ 9,000	$ 9,000
SERVICES & SUPPLIES	3	$ 3	10	10
OTHER CHARGES	3,639	2,001	45,990	45,990
CAPITAL ASSETS			149,000	149,000
TOTAL EXPENDITURES/APPROPRIATIONS	**$ 3,642**	**$ 2,004**	**$ 204,000**	**$ 204,000**
NET COST	**$ 10,229**	**$ 6,102**	**$ (193,172)**	**$ (193,172)**

State Controller Schedules
County Budget Act
January 2010 Edition, revision #1

COUNTY OF KERN
Special Districts and Other Agencies
Financing Sources and Uses by Budget Unit by Object
Fiscal Year 2014-15

Schedule 15

COUNTY SERVICE AREA #66
SPECIAL DISTRICT
Fund 40860
Budget Unit 9287

Detail by Revenue Category and Expenditure Object	Actual 2012-13	Actual 2013-14	CAO Recommended 2014-15	Adopted by the Board of Supervisors 2014-15
1	2	3	4	5
TAXES	$ 5,702	$ 4,108	$ 3,879	$ 3,879
FINES AND FORFEITURES	616	4		
USE OF MONEY/PROPERTY	56	46	414	414
CHARGES FOR SERVICES	(26)	(26)		
OTHER FINANCING SOURCES	110	106	104	104
TOTAL REVENUE	**$ 6,458**	**$ 4,238**	**$ 4,397**	**$ 4,397**
APPROPRIATION FR CONTINGENCIES	$	$	$ 250	$ 250
SERVICES & SUPPLIES	3,130	3,601	3,900	3,900
OTHER CHARGES	840	735	1,050	1,050
TOTAL EXPENDITURES/APPROPRIATIONS	**$ 3,970**	**$ 4,336**	**$ 5,200**	**$ 5,200**
NET COST	**$ 2,488**	**$ (98)**	**$ (803)**	**$ (803)**

State Controller Schedules
County Budget Act
January 2010 Edition, revision #1

COUNTY OF KERN
Special Districts and Other Agencies
Financing Sources and Uses by Budget Unit by Object
Fiscal Year 2014-15

Schedule 15

COUNTY SERVICE AREA #67
SPECIAL DISTRICT
Fund 40865
Budget Unit 9288

Detail by Revenue Category and Expenditure Object	Actual 2012-13	Actual 2013-14	CAO Recommended 2014-15	Adopted by the Board of Supervisors 2014-15
1	2	3	4	5
TAXES	$ 389	$ 161	$ 1,568	$ 1,568
FINES AND FORFEITURES	224			
USE OF MONEY/PROPERTY	50	28	190	190
CHARGES FOR SERVICES		(6)		
OTHER FINANCING SOURCES	64	60	66	66
TOTAL REVENUE	**$ 727**	**$ 243**	**$ 1,824**	**$ 1,824**
SERVICES & SUPPLIES	$ 2,032	$ 1,425	$ 2,130	$ 2,130
OTHER CHARGES	507	617	1,170	1,170
TOTAL EXPENDITURES/APPROPRIATIONS	**$ 2,539**	**$ 2,042**	**$ 3,300**	**$ 3,300**
NET COST	**$ (1,812)**	**$ (1,799)**	**$ (1,476)**	**$ (1,476)**

State Controller Schedules
County Budget Act
January 2010 Edition, revision #1

COUNTY OF KERN
Special Districts and Other Agencies
Financing Sources and Uses by Budget Unit by Object
Fiscal Year 2014-15

Schedule 15

COUNTY SERVICE AREA #58
SPECIAL DISTRICT
Fund 40820
Budget Unit 9289

Detail by Revenue Category and Expenditure Object	Actual 2012-13	Actual 2013-14	CAO Recommended 2014-15	Adopted by the Board of Supervisors 2014-15
1	2	3	4	5
TAXES	$ 5,059	$ 4,838	$ 3,650	$ 3,650
FINES AND FORFEITURES	147	15		
USE OF MONEY/PROPERTY	146	109	1,027	1,027
CHARGES FOR SERVICES	(37)	(37)		
OTHER FINANCING SOURCES	143	108	104	104
TOTAL REVENUE	**$ 5,458**	**$ 5,033**	**$ 4,781**	**$ 4,781**
APPROPRIATION FR CONTINGENCIES	$	$	$ 300	$ 300
SERVICES & SUPPLIES	3,781	3,679	3,916	3,916
OTHER CHARGES	1,035	943	1,784	1,784
TOTAL EXPENDITURES/APPROPRIATIONS	**$ 4,816**	**$ 4,622**	**$ 6,000**	**$ 6,000**
NET COST	**$ 642**	**$ 411**	**$ (1,219)**	**$ (1,219)**

State Controller Schedules
County Budget Act
January 2010 Edition, revision #1

COUNTY OF KERN
Special Districts and Other Agencies
Financing Sources and Uses by Budget Unit by Object
Fiscal Year 2014-15

Schedule 15

COUNTY SERVICE AREA #63 ZONE 1
SPECIAL DISTRICT
Fund 40846
Budget Unit 9290

Detail by Revenue Category and Expenditure Object	Actual 2012-13	Actual 2013-14	CAO Recommended 2014-15	Adopted by the Board of Supervisors 2014-15
1	2	3	4	5
TAXES	$ 96,122	$ 25,097	$ 93,749	$ 93,749
FINES AND FORFEITURES	372	239		
USE OF MONEY/PROPERTY	1,665	1,261	5,638	5,638
CHARGES FOR SERVICES	(633)	(633)		
TOTAL REVENUE	**$ 97,526**	**$ 25,964**	**$ 99,387**	**$ 99,387**
APPROPRIATION FR CONTINGENCIES	$	$	$ 9,700	$ 9,700
SERVICES & SUPPLIES	28,350	231,521	160,200	160,200
OTHER CHARGES	7,990	33,290	52,100	52,100
TOTAL EXPENDITURES/APPROPRIATIONS	**$ 36,340**	**$ 264,811**	**$ 222,000**	**$ 222,000**
NET COST	**$ 61,186**	**$ (238,847)**	**$ (122,613)**	**$ (122,613)**

State Controller Schedules
County Budget Act
January 2010 Edition, revision #1

COUNTY OF KERN
Special Districts and Other Agencies
Financing Sources and Uses by Budget Unit by Object
Fiscal Year 2014-15

Schedule 15

COUNTY SERVICE AREA #63 ZONE 2
SPECIAL DISTRICT
Fund 40847
Budget Unit 9291

Detail by Revenue Category and Expenditure Object	Actual 2012-13	Actual 2013-14	CAO Recommended 2014-15	Adopted by the Board of Supervisors 2014-15
1	2	3	4	5
TAXES	$ 6	$	$	$
FINES AND FORFEITURES	3			
USE OF MONEY/PROPERTY	200	149	1,451	1,451
TOTAL REVENUE	**$ 209**	**$ 149**	**$ 1,451**	**$ 1,451**
APPROPRIATION FR CONTINGENCIES	$	$	$ 675	$ 675
SERVICES & SUPPLIES		1	10,005	10,005
OTHER CHARGES	204	68	3,320	3,320
TOTAL EXPENDITURES/APPROPRIATIONS	**$ 204**	**$ 69**	**$ 14,000**	**$ 14,000**
NET COST	**$ 5**	**$ 80**	**$ (12,549)**	**$ (12,549)**

State Controller Schedules
County Budget Act
January 2010 Edition, revision #1

COUNTY OF KERN
Special Districts and Other Agencies
Financing Sources and Uses by Budget Unit by Object
Fiscal Year 2014-15

Schedule 15

COUNTY SERVICE AREA #63 ZONE 3
SPECIAL DISTRICT
Fund 40848
Budget Unit 9292

Detail by Revenue Category and Expenditure Object	Actual 2012-13	Actual 2013-14	CAO Recommended 2014-15	Adopted by the Board of Supervisors 2014-15
1	2	3	4	5
TAXES	$ 128	$ 12,783	$ 23,551	$ 23,551
FINES AND FORFEITURES	62	1		
USE OF MONEY/PROPERTY	519	291	2,295	2,295
CHARGES FOR SERVICES		(495)		
OTHER FINANCING SOURCES	580	630	610	610
TOTAL REVENUE	**$ 1,289**	**$ 13,210**	**$ 26,456**	**$ 26,456**
APPROPRIATION FR CONTINGENCIES	$	$	$ 1,400	$ 1,400
SERVICES & SUPPLIES	18,758	19,805	22,300	22,300
OTHER CHARGES	6,420	4,595	6,800	6,800
TOTAL EXPENDITURES/APPROPRIATIONS	**$ 25,178**	**$ 24,400**	**$ 30,500**	**$ 30,500**
NET COST	**$ (23,889)**	**$ (11,190)**	**$ (4,044)**	**$ (4,044)**

State Controller Schedules
County Budget Act
January 2010 Edition, revision #1

COUNTY OF KERN
Special Districts and Other Agencies
Financing Sources and Uses by Budget Unit by Object
Fiscal Year 2014-15

Schedule 15

COUNTY SERVICE AREA #63 ZONE 4
SPECIAL DISTRICT
Fund 40849
Budget Unit 9293

Detail by Revenue Category and Expenditure Object	Actual 2012-13	Actual 2013-14	CAO Recommended 2014-15	Adopted by the Board of Supervisors 2014-15
1	2	3	4	5
TAXES	$ 70,560	$ 70,120	$ 66,652	$ 66,652
FINES AND FORFEITURES	214	84		
USE OF MONEY/PROPERTY	1,377	1,004	7,843	7,843
CHARGES FOR SERVICES	(175)	(175)		
TOTAL REVENUE	**$ 71,976**	**$ 71,033**	**$ 74,495**	**$ 74,495**
APPROPRIATION FR CONTINGENCIES	$	$	$ 4,000	$ 4,000
SERVICES & SUPPLIES	71,970	72,188	78,175	78,175
OTHER CHARGES	2,586	1,772	3,325	3,325
TOTAL EXPENDITURES/APPROPRIATIONS	**$ 74,556**	**$ 73,960**	**$ 85,500**	**$ 85,500**
NET COST	**$ (2,580)**	**$ (2,927)**	**$ (11,005)**	**$ (11,005)**

State Controller Schedules
County Budget Act
January 2010 Edition, revision #1

COUNTY OF KERN
Special Districts and Other Agencies
Financing Sources and Uses by Budget Unit by Object
Fiscal Year 2014-15

Schedule 15

COUNTY SERVICE AREA #63 ZONE 5
SPECIAL DISTRICT
Fund 40851
Budget Unit 9294

Detail by Revenue Category and Expenditure Object	Actual 2012-13	Actual 2013-14	CAO Recommended 2014-15	Adopted by the Board of Supervisors 2014-15
1	2	3	4	5
TAXES	$ 87,348	$ 87,183	$ 82,531	$ 82,531
FINES AND FORFEITURES	180	67		
USE OF MONEY/PROPERTY	192	156		
CHARGES FOR SERVICES	(189)	(189)		
TOTAL REVENUE	**$ 87,531**	**$ 87,217**	**$ 82,531**	**$ 82,531**
SERVICES & SUPPLIES	$ 86,400	$ 71,819	$ 77,091	$ 77,091
OTHER CHARGES	1,921	839	961	961
TOTAL EXPENDITURES/APPROPRIATIONS	**$ 88,321**	**$ 72,658**	**$ 78,052**	**$ 78,052**
NET COST	**$ (790)**	**$ 14,559**	**$ 4,479**	**$ 4,479**

State Controller Schedules
County Budget Act
January 2010 Edition, revision #1

COUNTY OF KERN
Special Districts and Other Agencies
Financing Sources and Uses by Budget Unit by Object
Fiscal Year 2014-15

Schedule 15

COUNTY SERVICE AREA #63 ZONE 6
SPECIAL DISTRICT
Fund 40852
Budget Unit 9295

Detail by Revenue Category and Expenditure Object	Actual 2012-13	Actual 2013-14	CAO Recommended 2014-15	Adopted by the Board of Supervisors 2014-15
1	2	3	4	5
TAXES	$ 64,801	$ 64,782	$ 61,256	$ 61,256
FINES AND FORFEITURES	129	82		
USE OF MONEY/PROPERTY	390	275	1,486	1,486
CHARGES FOR SERVICES	(99)	(99)		
TOTAL REVENUE	**$ 65,221**	**$ 65,040**	**$ 62,742**	**$ 62,742**
APPROPRIATION FR CONTINGENCIES	$	$	$ 3,220	$ 3,220
SERVICES & SUPPLIES	64,963	68,411	71,048	71,048
OTHER CHARGES	1,406	1,100	1,732	1,732
TOTAL EXPENDITURES/APPROPRIATIONS	**$ 66,369**	**$ 69,511**	**$ 76,000**	**$ 76,000**
NET COST	**$ (1,148)**	**$ (4,471)**	**$ (13,258)**	**$ (13,258)**

State Controller Schedules
County Budget Act
January 2010 Edition, revision #1

COUNTY OF KERN
Special Districts and Other Agencies
Financing Sources and Uses by Budget Unit by Object
Fiscal Year 2014-15

Schedule 15

CO SERVICE AREA #39 ZONE 1
SPECIAL DISTRICT
Fund 40726
Budget Unit 9297

Detail by Revenue Category and Expenditure Object	Actual 2012-13	Actual 2013-14	CAO Recommended 2014-15	Adopted by the Board of Supervisors 2014-15
1	2	3	4	5
TAXES	$ 15,728	$ 17,074	$ 15,039	$ 15,039
FINES AND FORFEITURES	130	649		
USE OF MONEY/PROPERTY	132	149	1,937	1,937
CHARGES FOR SERVICES	(19)	(19)		
OTHER FINANCING SOURCES	6,000	6,000		
TOTAL REVENUE	**$ 21,971**	**$ 23,853**	**$ 16,976**	**$ 16,976**
APPROPRIATION FR CONTINGENCIES	$	$	$ 690	$ 690
SERVICES & SUPPLIES	7,520	5,043	6,965	6,965
OTHER CHARGES	4,452	1,373	4,345	4,345
TOTAL EXPENDITURES/APPROPRIATIONS	**$ 11,972**	**$ 6,416**	**$ 12,000**	**$ 12,000**
NET COST	**$ 9,999**	**$ 17,437**	**$ 4,976**	**$ 4,976**

State Controller Schedules
County Budget Act
January 2010 Edition, revision #1

COUNTY OF KERN
Special Districts and Other Agencies
Financing Sources and Uses by Budget Unit by Object
Fiscal Year 2014-15

Schedule 15

COUNTY SERVICE AREA #65.1
SPECIAL DISTRICT
Fund 40856
Budget Unit 9298

Detail by Revenue Category and Expenditure Object	Actual 2012-13	Actual 2013-14	CAO Recommended 2014-15	Adopted by the Board of Supervisors 2014-15
1	2	3	4	5
TAXES	$ 1,964	$ 1,578	$ 762	$ 762
FINES AND FORFEITURES	217	474		
USE OF MONEY/PROPERTY	95	66	535	535
CHARGES FOR SERVICES	(160)	(160)		
OTHER FINANCING SOURCES	84	86	82	82
TOTAL REVENUE	**$ 2,200**	**$ 2,044**	**$ 1,379**	**$ 1,379**
APPROPRIATION FR CONTINGENCIES	$	$	$ 200	$ 200
SERVICES & SUPPLIES	2,481	2,837	2,960	2,960
OTHER CHARGES	654	534	940	940
TOTAL EXPENDITURES/APPROPRIATIONS	**$ 3,135**	**$ 3,371**	**$ 4,100**	**$ 4,100**
NET COST	**$ (935)**	**$ (1,327)**	**$ (2,721)**	**$ (2,721)**

State Controller Schedules
County Budget Act
January 2010 Edition, revision #1

COUNTY OF KERN
Special Districts and Other Agencies
Financing Sources and Uses by Budget Unit by Object
Fiscal Year 2014-15

Schedule 15

COUNTY SERVICE AREA #66 ZONE 2
SPECIAL DISTRICT
Fund 40862
Budget Unit 9299

Detail by Revenue Category and Expenditure Object	Actual 2012-13	Actual 2013-14	CAO Recommended 2014-15	Adopted by the Board of Supervisors 2014-15
1	2	3	4	5
TAXES	$ 1,529	$ 125	$ 950	$ 950
FINES AND FORFEITURES	327	1		
USE OF MONEY/PROPERTY	28	21	157	157
CHARGES FOR SERVICES	(20)	(20)		
OTHER FINANCING SOURCES	30	29	34	34
TOTAL REVENUE	**$ 1,894**	**$ 156**	**$ 1,141**	**$ 1,141**
SERVICES & SUPPLIES	$ 913	$ 846	$ 922	$ 922
OTHER CHARGES	452	413	778	778
TOTAL EXPENDITURES/APPROPRIATIONS	**$ 1,365**	**$ 1,259**	**$ 1,700**	**$ 1,700**
NET COST	**$ 529**	**$ (1,103)**	**$ (559)**	**$ (559)**

State Controller Schedules
County Budget Act
January 2010 Edition, revision #1

COUNTY OF KERN
Special Districts and Other Agencies
Financing Sources and Uses by Budget Unit by Object
Fiscal Year 2014-15

Schedule 15

COUNTY SERVICE AREA #10 ZONE 6
SPECIAL DISTRICT
Fund 40548
Budget Unit 9300

Detail by Revenue Category and Expenditure Object	Actual 2012-13	Actual 2013-14	CAO Recommended 2014-15	Adopted by the Board of Supervisors 2014-15
1	2	3	4	5
TAXES	$ 2	$ 2	$	$
FINES AND FORFEITURES	3	1		
USE OF MONEY/PROPERTY	431	318	3,177	3,177
TOTAL REVENUE	**$ 436**	**$ 321**	**$ 3,177**	**$ 3,177**
SERVICES & SUPPLIES	$	$ 1	$ 5	$ 5
OTHER CHARGES	194	445	495	495
TOTAL EXPENDITURES/APPROPRIATIONS	**$ 194**	**$ 446**	**$ 500**	**$ 500**
NET COST	**$ 242**	**$ (125)**	**$ 2,677**	**$ 2,677**

State Controller Schedules
County Budget Act
January 2010 Edition, revision #1

COUNTY OF KERN
Special Districts and Other Agencies
Financing Sources and Uses by Budget Unit by Object
Fiscal Year 2014-15

Schedule 15

COUNTY SERVICE AREA #66 ZONE 3
SPECIAL DISTRICT
Fund 40863
Budget Unit 9301

Detail by Revenue Category and Expenditure Object	Actual 2012-13	Actual 2013-14	CAO Recommended 2014-15	Adopted by the Board of Supervisors 2014-15
1	2	3	4	5
TAXES	$ 4,821	$ 1,539	$ 3,325	$ 3,325
FINES AND FORFEITURES	528	4		
USE OF MONEY/PROPERTY	88	81	584	584
CHARGES FOR SERVICES	(20)	(20)		
TOTAL REVENUE	**$ 5,417**	**$ 1,604**	**$ 3,909**	**$ 3,909**
APPROPRIATION FR CONTINGENCIES	$	$	$ 380	$ 380
SERVICES & SUPPLIES	209	203	1,005	1,005
OTHER CHARGES	77	37	415	415
TOTAL EXPENDITURES/APPROPRIATIONS	**$ 286**	**$ 240**	**$ 1,800**	**$ 1,800**
NET COST	**$ 5,131**	**$ 1,364**	**$ 2,109**	**$ 2,109**

State Controller Schedules
County Budget Act
January 2010 Edition, revision #1

COUNTY OF KERN
Special Districts and Other Agencies
Financing Sources and Uses by Budget Unit by Object
Fiscal Year 2014-15

Schedule 15

COUNTY SERVICE AREA #66 ZONE 4
SPECIAL DISTRICT
Fund 40864
Budget Unit 9302

Detail by Revenue Category and Expenditure Object	Actual 2012-13	Actual 2013-14	CAO Recommended 2014-15	Adopted by the Board of Supervisors 2014-15
1	2	3	4	5
TAXES	$ 6,846	$ 60	$ 5,700	$ 5,700
FINES AND FORFEITURES	236	7		
USE OF MONEY/PROPERTY	54	61	520	520
CHARGES FOR SERVICES	(20)			
TOTAL REVENUE	**$ 7,116**	**$ 128**	**$ 6,220**	**$ 6,220**
SERVICES & SUPPLIES	$ 1	$ 1	$ 10	$ 10
OTHER CHARGES	93	1,112	190	190
TOTAL EXPENDITURES/APPROPRIATIONS	**$ 94**	**$ 1,113**	**$ 200**	**$ 200**
NET COST	**$ 7,022**	**$ (985)**	**$ 6,020**	**$ 6,020**

State Controller Schedules
County Budget Act
January 2010 Edition, revision #1

COUNTY OF KERN
Special Districts and Other Agencies
Financing Sources and Uses by Budget Unit by Object
Fiscal Year 2014-15

Schedule 15

COUNTY SERVICE AREA #30 ZONE 6
SPECIAL DISTRICT
Fund 40676
Budget Unit 9303

Detail by Revenue Category and Expenditure Object	Actual 2012-13	Actual 2013-14	CAO Recommended 2014-15	Adopted by the Board of Supervisors 2014-15
1	2	3	4	5
TAXES	$ 34	$	$	$
FINES AND FORFEITURES	24			
USE OF MONEY/PROPERTY	465	343	3,411	3,411
TOTAL REVENUE	**$ 523**	**$ 343**	**$ 3,411**	**$ 3,411**
SERVICES & SUPPLIES	$	$ 2	$ 10	$ 10
OTHER CHARGES	355	262	590	590
TOTAL EXPENDITURES/APPROPRIATIONS	**$ 355**	**$ 264**	**$ 600**	**$ 600**
NET COST	**$ 168**	**$ 79**	**$ 2,811**	**$ 2,811**

State Controller Schedules
County Budget Act
January 2010 Edition, revision #1

COUNTY OF KERN
Special Districts and Other Agencies
Financing Sources and Uses by Budget Unit by Object
Fiscal Year 2014-15

Schedule 15

COUNTY SERVICE AREA # 67 ZONE 1
SPECIAL DISTRICT
Fund 40866
Budget Unit 9305

Detail by Revenue Category and Expenditure Object	Actual 2012-13	Actual 2013-14	CAO Recommended 2014-15	Adopted by the Board of Supervisors 2014-15
1	2	3	4	5
TAXES	$ 821	$	$	$
FINES AND FORFEITURES	316			
USE OF MONEY/PROPERTY	35	26	252	252
TOTAL REVENUE	**$ 1,172**	**$ 26**	**$ 252**	**$ 252**
SERVICES & SUPPLIES	$ 1	$ 1	$ 10	$ 10
OTHER CHARGES	24	12	6,834	6,834
TOTAL EXPENDITURES/APPROPRIATIONS	**$ 25**	**$ 13**	**$ 6,844**	**$ 6,844**
NET COST	**$ 1,147**	**$ 13**	**$ (6,592)**	**$ (6,592)**

State Controller Schedules
County Budget Act
January 2010 Edition, revision #1

COUNTY OF KERN
Special Districts and Other Agencies
Financing Sources and Uses by Budget Unit by Object
Fiscal Year 2014-15

Schedule 15

COUNTY SERVICE AREA #69
SPECIAL DISTRICT
Fund 40875
Budget Unit 9307

Detail by Revenue Category and Expenditure Object	Actual 2012-13	Actual 2013-14	CAO Recommended 2014-15	Adopted by the Board of Supervisors 2014-15
1	2	3	4	5
TAXES	$ 1	$ 3	$	$
FINES AND FORFEITURES		$ 2		
USE OF MONEY/PROPERTY	127	94	906	906
TOTAL REVENUE	**$ 128**	**$ 99**	**$ 906**	**$ 906**
SERVICES & SUPPLIES	$	$ 2	$ 5	$ 5
OTHER CHARGES	264	46	395	395
TOTAL EXPENDITURES/APPROPRIATIONS	**$ 264**	**$ 48**	**$ 400**	**$ 400**
NET COST	**$ (136)**	**$ 51**	**$ 506**	**$ 506**

State Controller Schedules
County Budget Act
January 2010 Edition, revision #1

COUNTY OF KERN
Special Districts and Other Agencies
Financing Sources and Uses by Budget Unit by Object
Fiscal Year 2014-15

Schedule 15

COUNTY SERVICE AREA #71
SPECIAL DISTRICT
Fund 40885
Budget Unit 9309

Detail by Revenue Category and Expenditure Object	Actual 2012-13	Actual 2013-14	CAO Recommended 2014-15	Adopted by the Board of Supervisors 2014-15
1	2	3	4	5
TAXES	$ 128,460	$ 31,761	$ 16,066	$ 16,066
FINES AND FORFEITURES	1,297	5,682		
USE OF MONEY/PROPERTY	2,096	1,655	8,718	8,718
CHARGES FOR SERVICES	(2,333)	(2,325)		
TOTAL REVENUE	**$ 129,520**	**$ 36,773**	**$ 24,784**	**$ 24,784**
APPROPRIATION FR CONTINGENCIES	$	$	$ 7,885	$ 7,885
SERVICES & SUPPLIES	4,422	5,189	55,515	55,515
OTHER CHARGES	94,276	112,975	102,100	102,100
TOTAL EXPENDITURES/APPROPRIATIONS	**$ 98,698**	**$ 118,164**	**$ 165,500**	**$ 165,500**
NET COST	**$ 30,822**	**$ (81,391)**	**$ (140,716)**	**$ (140,716)**

State Controller Schedules
County Budget Act
January 2010 Edition, revision #1

COUNTY OF KERN
Special Districts and Other Agencies
Financing Sources and Uses by Budget Unit by Object
Fiscal Year 2014-15

Schedule 15

COUNTY SERVICE AREA #39 ZONE 4
SPECIAL DISTRICT
Fund 40722
Budget Unit 9313

Detail by Revenue Category and Expenditure Object	Actual 2012-13	Actual 2013-14	CAO Recommended 2014-15	Adopted by the Board of Supervisors 2014-15
1	2	3	4	5
TAXES	$ 1,048	$ 127	$	$
FINES AND FORFEITURES	12	75		
USE OF MONEY/PROPERTY	125	96	939	939
CHARGES FOR SERVICES	(23)			
TOTAL REVENUE	**$ 1,162**	**$ 298**	**$ 939**	**$ 939**
SERVICES & SUPPLIES	$ 9	$ 4	$ 110	$ 110
OTHER CHARGES	145	50	190	190
TOTAL EXPENDITURES/APPROPRIATIONS	**$ 154**	**$ 54**	**$ 300**	**$ 300**
NET COST	**$ 1,008**	**$ 244**	**$ 639**	**$ 639**

State Controller Schedules
County Budget Act
January 2010 Edition, revision #1

COUNTY OF KERN
Special Districts and Other Agencies
Financing Sources and Uses by Budget Unit by Object
Fiscal Year 2014-15

Schedule 15

COUNTY SERVICE AREA #39 ZONE 5
SPECIAL DISTRICT
Fund 40723
Budget Unit 9314

Detail by Revenue Category and Expenditure Object	Actual 2012-13	Actual 2013-14	CAO Recommended 2014-15	Adopted by the Board of Supervisors 2014-15
1	2	3	4	5
TAXES	$ 279	$ 290	$ 266	$ 266
USE OF MONEY/PROPERTY			58	58
CHARGES FOR SERVICES	(6)	(6)		
TOTAL REVENUE	**$ 273**	**$ 284**	**$ 324**	**$ 324**
SERVICES & SUPPLIES	$	$	$ 10	$ 10
OTHER CHARGES	18	6	90	90
TOTAL EXPENDITURES/APPROPRIATIONS	**$ 18**	**$ 6**	**$ 100**	**$ 100**
NET COST	**$ 255**	**$ 278**	**$ 224**	**$ 224**

State Controller Schedules
County Budget Act
January 2010 Edition, revision #1

COUNTY OF KERN
Special Districts and Other Agencies
Financing Sources and Uses by Budget Unit by Object
Fiscal Year 2014-15

Schedule 15

COUNTY SERVICE AREA #71 ZONE 1
SPECIAL DISTRICT
Fund 40886
Budget Unit 9316

Detail by Revenue Category and Expenditure Object	Actual 2012-13	Actual 2013-14	CAO Recommended 2014-15	Adopted by the Board of Supervisors 2014-15
1	2	3	4	5
TAXES	$ 31,677	$ 31,392	$ 30,531	$ 30,531
FINES AND FORFEITURES	157			
USE OF MONEY/PROPERTY	382	275	1,789	1,789
CHARGES FOR SERVICES	(51)	(51)		
OTHER FINANCING SOURCES	216	198	192	192
TOTAL REVENUE	**$ 32,381**	**$ 31,814**	**$ 32,512**	**$ 32,512**
APPROPRIATION FR CONTINGENCIES	$	$	$ 2,339	$ 2,339
SERVICES & SUPPLIES	31,404	32,140	42,931	42,931
OTHER CHARGES	2,244	1,934	2,730	2,730
TOTAL EXPENDITURES/APPROPRIATIONS	**$ 33,648**	**$ 34,074**	**$ 48,000**	**$ 48,000**
NET COST	**$ (1,267)**	**$ (2,260)**	**$ (15,488)**	**$ (15,488)**

State Controller Schedules
County Budget Act
January 2010 Edition, revision #1

COUNTY OF KERN
Special Districts and Other Agencies
Financing Sources and Uses by Budget Unit by Object
Fiscal Year 2014-15

Schedule 15

COUNTY SERVICE AREA #71 ZONE 2
SPECIAL DISTRICT
Fund 40887
Budget Unit 9317

Detail by Revenue Category and Expenditure Object	Actual 2012-13	Actual 2013-14	CAO Recommended 2014-15	Adopted by the Board of Supervisors 2014-15
1	2	3	4	5
TAXES	$ 55,856	$ 58,320	$ 55,639	$ 55,639
FINES AND FORFEITURES	17	309		
USE OF MONEY/PROPERTY	553	399	2,726	2,726
CHARGES FOR SERVICES	(95)	(95)		
OTHER FINANCING SOURCES	290	275	270	270
TOTAL REVENUE	**$ 56,621**	**$ 59,208**	**$ 58,635**	**$ 58,635**
APPROPRIATION FR CONTINGENCIES	$	$	$ 3,575	$ 3,575
SERVICES & SUPPLIES	55,638	56,584	68,295	68,295
OTHER CHARGES	2,601	1,486	3,130	3,130
TOTAL EXPENDITURES/APPROPRIATIONS	**$ 58,239**	**$ 58,070**	**$ 75,000**	**$ 75,000**
NET COST	**$ (1,618)**	**$ 1,138**	**$ (16,365)**	**$ (16,365)**

State Controller Schedules
County Budget Act
January 2010 Edition, revision #1

COUNTY OF KERN
Special Districts and Other Agencies
Financing Sources and Uses by Budget Unit by Object
Fiscal Year 2014-15

Schedule 15

COUNTY SERVICE AREA #72
SPECIAL DISTRICT
Fund 40890
Budget Unit 9318

Detail by Revenue Category and Expenditure Object	Actual 2012-13	Actual 2013-14	CAO Recommended 2014-15	Adopted by the Board of Supervisors 2014-15
1	2	3	4	5
TAXES	$ 1,643	$ 1,654	$ 1,582	$ 1,582
FINES AND FORFEITURES	6	$ 3		
USE OF MONEY/PROPERTY	5	$ 4	87	87
CHARGES FOR SERVICES	(16)	(16)		
OTHER FINANCING SOURCES	44	40	1,140	1,140
TOTAL REVENUE	**$ 1,682**	**$ 1,685**	**$ 2,809**	**$ 2,809**
SERVICES & SUPPLIES	$ 1,322	$ 1,312	$ 1,416	$ 1,416
OTHER CHARGES	408	323	584	584
TOTAL EXPENDITURES/APPROPRIATIONS	**$ 1,730**	**$ 1,635**	**$ 2,000**	**$ 2,000**
NET COST	**$ (48)**	**$ 50**	**$ 809**	**$ 809**

State Controller Schedules
County Budget Act
January 2010 Edition, revision #1

COUNTY OF KERN
Special Districts and Other Agencies
Financing Sources and Uses by Budget Unit by Object
Fiscal Year 2014-15

Schedule 15

COUNTY SERVICE AREA #71 ZONE 3
SPECIAL DISTRICT
Fund 40888
Budget Unit 9319

Detail by Revenue Category and Expenditure Object	Actual 2012-13	Actual 2013-14	CAO Recommended 2014-15	Adopted by the Board of Supervisors 2014-15
1	2	3	4	5
TAXES	$ 404,216	$ 505,607	$ 442,299	$ 442,299
FINES AND FORFEITURES	3,047	24,997		
USE OF MONEY/PROPERTY	3,352	2,745	16,086	16,086
CHARGES FOR SERVICES	1,430	(703)		
OTHER FINANCING SOURCES	6,539	6,911	7,105	7,105
TOTAL REVENUE	**$ 418,584**	**$ 539,557**	**$ 465,490**	**$ 465,490**
APPROPRIATION FR CONTINGENCIES	$	$	$ 28,800	$ 28,800
SERVICES & SUPPLIES	364,296	436,212	455,650	455,650
OTHER CHARGES	75,927	54,280	88,550	88,550
TOTAL EXPENDITURES/APPROPRIATIONS	**$ 440,223**	**$ 490,492**	**$ 573,000**	**$ 573,000**
NET COST	**$ (21,639)**	**$ 49,065**	**$ (107,510)**	**$ (107,510)**

State Controller Schedules
County Budget Act
January 2010 Edition, revision #1

COUNTY OF KERN
Special Districts and Other Agencies
Financing Sources and Uses by Budget Unit by Object
Fiscal Year 2014-15

Schedule 15

COUNTY SERVICE AREA #71 ZONE 5
SPECIAL DISTRICT
Fund 40893
Budget Unit 9321

Detail by Revenue Category and Expenditure Object	Actual 2012-13	Actual 2013-14	CAO Recommended 2014-15	Adopted by the Board of Supervisors 2014-15
1	2	3	4	5
TAXES	$ 72,593	$ 81,657	$ 67,942	$ 67,942
FINES AND FORFEITURES	277	4,712		
USE OF MONEY/PROPERTY	879	705	6,077	6,077
CHARGES FOR SERVICES	(1,162)	(1,161)		
OTHER FINANCING SOURCES	1,620	1,670	1,660	1,660
TOTAL REVENUE	**$ 74,207**	**$ 87,583**	**$ 75,679**	**$ 75,679**
APPROPRIATION FR CONTINGENCIES	$	$	$ 4,160	$ 4,160
SERVICES & SUPPLIES	52,256	58,666	55,100	55,100
OTHER CHARGES	21,360	20,027	23,740	23,740
TOTAL EXPENDITURES/APPROPRIATIONS	**$ 73,616**	**$ 78,693**	**$ 83,000**	**$ 83,000**
NET COST	**$ 591**	**$ 8,890**	**$ (7,321)**	**$ (7,321)**

State Controller Schedules
County Budget Act
January 2010 Edition, revision #1

COUNTY OF KERN
Special Districts and Other Agencies
Financing Sources and Uses by Budget Unit by Object
Fiscal Year 2014-15

Schedule 15

COUNTY SERVICE AREA #71 ZONE 6
SPECIAL DISTRICT
Fund 40894
Budget Unit 9322

Detail by Revenue Category and Expenditure Object	Actual 2012-13	Actual 2013-14	CAO Recommended 2014-15	Adopted by the Board of Supervisors 2014-15
1	2	3	4	5
TAXES	$ 166	$ 164	$ 152	$ 152
USE OF MONEY/PROPERTY	22	14	122	122
CHARGES FOR SERVICES	(6)	(6)		
OTHER FINANCING SOURCES	19	17	20	20
TOTAL REVENUE	**$ 201**	**$ 189**	**$ 294**	**$ 294**
SERVICES & SUPPLIES	$ 513	$ 528	$ 620	$ 620
OTHER CHARGES	231	199	380	380
TOTAL EXPENDITURES/APPROPRIATIONS	**$ 744**	**$ 727**	**$ 1,000**	**$ 1,000**
NET COST	**$ (543)**	**$ (538)**	**$ (706)**	**$ (706)**

State Controller Schedules
County Budget Act
January 2010 Edition, revision #1

COUNTY OF KERN
Special Districts and Other Agencies
Financing Sources and Uses by Budget Unit by Object
Fiscal Year 2014-15

Schedule 15

COUNTY SERVICE AREA #71 ZONE 7
SPECIAL DISTRICT
Fund 40895
Budget Unit 9323

Detail by Revenue Category and Expenditure Object	Actual 2012-13	Actual 2013-14	CAO Recommended 2014-15	Adopted by the Board of Supervisors 2014-15
1	2	3	4	5
TAXES	$ 167,585	$ 45,782	$	$
FINES AND FORFEITURES	1,126	24,051		
USE OF MONEY/PROPERTY	4,766	3,060	15,057	15,057
CHARGES FOR SERVICES	(588)			
TOTAL REVENUE	**$ 172,889**	**$ 72,893**	**$ 15,057**	**$ 15,057**
APPROPRIATION FR CONTINGENCIES	$	$	$ 14,500	$ 14,500
SERVICES & SUPPLIES	297,641	137,916	200,300	200,300
OTHER CHARGES	62,716	24,343	72,200	72,200
TOTAL EXPENDITURES/APPROPRIATIONS	**$ 360,357**	**$ 162,259**	**$ 287,000**	**$ 287,000**
NET COST	**$ (187,468)**	**$ (89,366)**	**$ (271,943)**	**$ (271,943)**

State Controller Schedules
County Budget Act
January 2010 Edition, revision #1

COUNTY OF KERN
Special Districts and Other Agencies
Financing Sources and Uses by Budget Unit by Object
Fiscal Year 2014-15

Schedule 15

COUNTY SERVICE AREA #71 ZONE 8
SPECIAL DISTRICT
Fund 40896
Budget Unit 9324

Detail by Revenue Category and Expenditure Object	Actual 2012-13	Actual 2013-14	CAO Recommended 2014-15	Adopted by the Board of Supervisors 2014-15
1	2	3	4	5
TAXES	$ 249,760	$ 305,077	$ 217,480	$ 217,480
FINES AND FORFEITURES	1,654	42,741		
USE OF MONEY/PROPERTY	3,725	2,945	19,333	19,333
CHARGES FOR SERVICES	(394)	(394)		
TOTAL REVENUE	**$ 254,745**	**$ 350,369**	**$ 236,813**	**$ 236,813**
APPROPRIATION FR CONTINGENCIES	$	$	$ 17,750	$ 17,750
SERVICES & SUPPLIES	237,008	231,303	260,950	260,950
OTHER CHARGES	79,427	67,121	90,100	90,100
TOTAL EXPENDITURES/APPROPRIATIONS	**$ 316,435**	**$ 298,424**	**$ 368,800**	**$ 368,800**
NET COST	**$ (61,690)**	**$ 51,945**	**$ (131,987)**	**$ (131,987)**

State Controller Schedules
County Budget Act
January 2010 Edition, revision #1

COUNTY OF KERN
Special Districts and Other Agencies
Financing Sources and Uses by Budget Unit by Object
Fiscal Year 2014-15

Schedule 15

COUNTY SERVICE AREA #71 ZONE 9
SPECIAL DISTRICT
Fund 40901
Budget Unit 9328

Detail by Revenue Category and Expenditure Object	Actual 2012-13	Actual 2013-14	CAO Recommended 2014-15	Adopted by the Board of Supervisors 2014-15
1	2	3	4	5
TAXES	$ 1,140	$ 1,133	$ 71	$ 71
USE OF MONEY/PROPERTY	324	207	1,775	1,775
CHARGES FOR SERVICES	(15)	(15)		
TOTAL REVENUE	**$ 1,449**	**$ 1,325**	**$ 1,846**	**$ 1,846**
APPROPRIATION FR CONTINGENCIES	$	$	$ 500	$ 500
SERVICES & SUPPLIES	7,083	7,229	7,850	7,850
OTHER CHARGES	2,138	1,509	2,150	2,150
TOTAL EXPENDITURES/APPROPRIATIONS	**$ 9,221**	**$ 8,738**	**$ 10,500**	**$ 10,500**
NET COST	**$ (7,772)**	**$ (7,413)**	**$ (8,654)**	**$ (8,654)**

State Controller Schedules
County Budget Act
January 2010 Edition, revision #1

COUNTY OF KERN
Special Districts and Other Agencies
Financing Sources and Uses by Budget Unit by Object
Fiscal Year 2014-15

Schedule 15

COUNTY SERVICE AREA #81
SPECIAL DISTRICT
Fund 40904
Budget Unit 9331

Detail by Revenue Category and Expenditure Object	Actual 2012-13	Actual 2013-14	CAO Recommended 2014-15	Adopted by the Board of Supervisors 2014-15
1	2	3	4	5
TAXES	$ 63	$ 17	$	$
FINES AND FORFEITURES	22	15		
USE OF MONEY/PROPERTY	145	99	900	900
OTHER FINANCING SOURCES	64	52	52	52
TOTAL REVENUE	**$ 294**	**$ 183**	**$ 952**	**$ 952**
SERVICES & SUPPLIES	$ 1,743	$ 1,757	$ 1,903	$ 1,903
OTHER CHARGES	532	497	697	697
TOTAL EXPENDITURES/APPROPRIATIONS	**$ 2,275**	**$ 2,254**	**$ 2,600**	**$ 2,600**
NET COST	**$ (1,981)**	**$ (2,071)**	**$ (1,648)**	**$ (1,648)**

State Controller Schedules
County Budget Act
January 2010 Edition, revision #1

COUNTY OF KERN
Special Districts and Other Agencies
Financing Sources and Uses by Budget Unit by Object
Fiscal Year 2014-15

Schedule 15

COUNTY SERVICE AREA #85
SPECIAL DISTRICT
Fund 40906
Budget Unit 9333

Detail by Revenue Category and Expenditure Object	Actual 2012-13	Actual 2013-14	CAO Recommended 2014-15	Adopted by the Board of Supervisors 2014-15
1	2	3	4	5
TAXES	$ 344	$ 52	$	$
FINES AND FORFEITURES	229	70		
USE OF MONEY/PROPERTY	548	332	2,666	2,666
TOTAL REVENUE	**$ 1,121**	**$ 454**	**$ 2,666**	**$ 2,666**
APPROPRIATION FR CONTINGENCIES	$	$	$ 900	$ 900
SERVICES & SUPPLIES	14,749	10,915	14,520	14,520
OTHER CHARGES	3,496	2,594	3,580	3,580
TOTAL EXPENDITURES/APPROPRIATIONS	**$ 18,245**	**$ 13,509**	**$ 19,000**	**$ 19,000**
NET COST	**$ (17,124)**	**$ (13,055)**	**$ (16,334)**	**$ (16,334)**

State Controller Schedules
County Budget Act
January 2010 Edition, revision #1

COUNTY OF KERN
Special Districts and Other Agencies
Financing Sources and Uses by Budget Unit by Object
Fiscal Year 2014-15

Schedule 15

COUNTY SERVICE AREA #87
SPECIAL DISTRICT
Fund 40911
Budget Unit 9337

Detail by Revenue Category and Expenditure Object	Actual 2012-13	Actual 2013-14	CAO Recommended 2014-15	Adopted by the Board of Supervisors 2014-15
1	2	3	4	5
TAXES	$ 3,347	$ 3,674	$ 3,449	$ 3,449
FINES AND FORFEITURES	3	12		
USE OF MONEY/PROPERTY	65	58	436	436
CHARGES FOR SERVICES	(25)	(25)		
TOTAL REVENUE	**$ 3,390**	**$ 3,719**	**$ 3,885**	**$ 3,885**
SERVICES & SUPPLIES	$ 665	$ 423	$ 4,445	$ 4,445
OTHER CHARGES	680	181	1,355	1,355
TOTAL EXPENDITURES/APPROPRIATIONS	**$ 1,345**	**$ 604**	**$ 5,800**	**$ 5,800**
NET COST	**$ 2,045**	**$ 3,115**	**$ (1,915)**	**$ (1,915)**

State Controller Schedules
County Budget Act
January 2010 Edition, revision #1

COUNTY OF KERN
Special Districts and Other Agencies
Financing Sources and Uses by Budget Unit by Object
Fiscal Year 2014-15

Schedule 15

COUNTY SERVICE AREA #87.2
SPECIAL DISTRICT
Fund 40910
Budget Unit 9338

Detail by Revenue Category and Expenditure Object	Actual 2012-13	Actual 2013-14	CAO Recommended 2014-15	Adopted by the Board of Supervisors 2014-15
1	2	3	4	5
TAXES	$ 3,157	$ 3,248	$ 3,078	$ 3,078
USE OF MONEY/PROPERTY	15	13	137	137
CHARGES FOR SERVICES	(7)	$ (7)		
TOTAL REVENUE	**$ 3,165**	**$ 3,254**	**$ 3,215**	**$ 3,215**
SERVICES & SUPPLIES	$ 1,920	$ 1,938	$ 2,160	$ 2,160
OTHER CHARGES	548	602	1,040	1,040
TOTAL EXPENDITURES/APPROPRIATIONS	**$ 2,468**	**$ 2,540**	**$ 3,200**	**$ 3,200**
NET COST	**$ 697**	**$ 714**	**$ 15**	**$ 15**

State Controller Schedules
County Budget Act
January 2010 Edition, revision #1

COUNTY OF KERN
Special Districts and Other Agencies
Financing Sources and Uses by Budget Unit by Object
Fiscal Year 2014-15

Schedule 15

COUNTY SERVICE AREA #89
SPECIAL DISTRICT
Fund 40913
Budget Unit 9339

Detail by Revenue Category and Expenditure Object	Actual 2012-13	Actual 2013-14	CAO Recommended 2014-15	Adopted by the Board of Supervisors 2014-15
1	2	3	4	5
TAXES	$ 3,448	$ 3,215	$ 3,161	$ 3,161
FINES AND FORFEITURES	31			
USE OF MONEY/PROPERTY	26	19	211	211
CHARGES FOR SERVICES	(4)	(4)		
OTHER FINANCING SOURCES	33	10	13	13
TOTAL REVENUE	**$ 3,534**	**$ 3,240**	**$ 3,385**	**$ 3,385**
SERVICES & SUPPLIES	$ 1,476	$ 1,303	$ 1,913	$ 1,913
OTHER CHARGES	429	446	587	587
TOTAL EXPENDITURES/APPROPRIATIONS	**$ 1,905**	**$ 1,749**	**$ 2,500**	**$ 2,500**
NET COST	**$ 1,629**	**$ 1,491**	**$ 885**	**$ 885**

State Controller Schedules
County Budget Act
January 2010 Edition, revision #1

COUNTY OF KERN
Special Districts and Other Agencies
Financing Sources and Uses by Budget Unit by Object
Fiscal Year 2014-15

Schedule 15

COUNTY SERVICE AREA #91
SPECIAL DISTRICT
Fund 40914
Budget Unit 9340

Detail by Revenue Category and Expenditure Object	Actual 2012-13	Actual 2013-14	CAO Recommended 2014-15	Adopted by the Board of Supervisors 2014-15
1	2	3	4	5
TAXES	$	$ 8	$	$
FINES AND FORFEITURES		4		
USE OF MONEY/PROPERTY	44	30	217	217
OTHER FINANCING SOURCES	56	44	20	20
TOTAL REVENUE	**$ 100**	**$ 86**	**$ 237**	**$ 237**
SERVICES & SUPPLIES	$ 638	$ 657	$ 769	$ 769
OTHER CHARGES	163	120	231	231
TOTAL EXPENDITURES/APPROPRIATIONS	**$ 801**	**$ 777**	**$ 1,000**	**$ 1,000**
NET COST	**$ (701)**	**$ (691)**	**$ (763)**	**$ (763)**

State Controller Schedules
County Budget Act
January 2010 Edition, revision #1

COUNTY OF KERN
Special Districts and Other Agencies
Financing Sources and Uses by Budget Unit by Object
Fiscal Year 2014-15

Schedule 15

COUNTY SERVICE AREA #92
SPECIAL DISTRICT
Fund 40915
Budget Unit 9341

Detail by Revenue Category and Expenditure Object	Actual 2012-13	Actual 2013-14	CAO Recommended 2014-15	Adopted by the Board of Supervisors 2014-15
1	2	3	4	5
TAXES	$ 2,846	$ 2,713	$ 1,719	$ 1,719
FINES AND FORFEITURES	68	31		
USE OF MONEY/PROPERTY	73	51	325	325
CHARGES FOR SERVICES	(8)	(8)		
MISCELLANEOUS	864	864	864	864
OTHER FINANCING SOURCES	150	160	154	154
TOTAL REVENUE	**$ 3,993**	**$ 3,811**	**$ 3,062**	**$ 3,062**
APPROPRIATION FR CONTINGENCIES	$	$	$ 341	$ 341
SERVICES & SUPPLIES	6,912	1,632	5,709	5,709
OTHER CHARGES	1,235	401	1,650	1,650
TOTAL EXPENDITURES/APPROPRIATIONS	**$ 8,147**	**$ 2,033**	**$ 7,700**	**$ 7,700**
NET COST	**$ (4,154)**	**$ 1,778**	**$ (4,638)**	**$ (4,638)**

State Controller Schedules
County Budget Act
January 2010 Edition, revision #1

COUNTY OF KERN
Special Districts and Other Agencies
Financing Sources and Uses by Budget Unit by Object
Fiscal Year 2014-15

Schedule 15

COUNTY SERVICE AREA #92 ZONE 1
SPECIAL DISTRICT
Fund 40916
Budget Unit 9342

Detail by Revenue Category and Expenditure Object	Actual 2012-13	Actual 2013-14	CAO Recommended 2014-15	Adopted by the Board of Supervisors 2014-15
1	2	3	4	5
TAXES	$ 3,542	$ 5,870	$ 3,591	$ 3,591
FINES AND FORFEITURES	422	206		
USE OF MONEY/PROPERTY	195	121	850	850
CHARGES FOR SERVICES	(8)	(8)		
MISCELLANEOUS	903	1,806	1,806	1,806
TOTAL REVENUE	**$ 5,054**	**$ 7,995**	**$ 6,247**	**$ 6,247**
APPROPRIATION FR CONTINGENCIES	$	$	$ 696	$ 696
SERVICES & SUPPLIES	9,038	9,072	10,764	10,764
OTHER CHARGES	2,246	1,960	2,840	2,840
TOTAL EXPENDITURES/APPROPRIATIONS	**$ 11,284**	**$ 11,032**	**$ 14,300**	**$ 14,300**
NET COST	**$ (6,230)**	**$ (3,037)**	**$ (8,053)**	**$ (8,053)**

State Controller Schedules
County Budget Act
January 2010 Edition, revision #1

COUNTY OF KERN
Special Districts and Other Agencies
Financing Sources and Uses by Budget Unit by Object
Fiscal Year 2014-15

Schedule 15

COUNTY SERVICE AREA #92 ZONE 2
SPECIAL DISTRICT
Fund 40917
Budget Unit 9343

Detail by Revenue Category and Expenditure Object	Actual 2012-13	Actual 2013-14	CAO Recommended 2014-15	Adopted by the Board of Supervisors 2014-15
1	2	3	4	5
TAXES	$ 1,065	$ 1,025	$ 641	$ 641
FINES AND FORFEITURES	31	16		
USE OF MONEY/PROPERTY	54	45	460	460
CHARGES FOR SERVICES	(8)	(8)		
MISCELLANEOUS	323	323	323	323
TOTAL REVENUE	**$ 1,465**	**$ 1,401**	**$ 1,424**	**$ 1,424**
APPROPRIATION FR CONTINGENCIES	$	$	$ 400	$ 400
SERVICES & SUPPLIES	5	3	10,001	10,001
OTHER CHARGES	79	40	2,499	2,499
TOTAL EXPENDITURES/APPROPRIATIONS	**$ 84**	**$ 43**	**$ 12,900**	**$ 12,900**
NET COST	**$ 1,381**	**$ 1,358**	**$ (11,476)**	**$ (11,476)**

State Controller Schedules County Budget Act January 2010 Edition, revision #1	COUNTY OF KERN Special Districts and Other Agencies Financing Sources and Uses by Budget Unit by Object Fiscal Year 2014-15	Schedule 15

COUNTY SERVICE AREA 71 ZONE 10
SPECIAL DISTRICT
Fund 40908
Budget Unit 9344

Detail by Revenue Category and Expenditure Object	Actual 2012-13	Actual 2013-14	CAO Recommended 2014-15	Adopted by the Board of Supervisors 2014-15
1	2	3	4	5
TAXES	$ 176	$ 430	$	$
FINES AND FORFEITURES	108	329		
USE OF MONEY/PROPERTY	1,765	1,084	8,213	8,213
TOTAL REVENUE	**$ 2,049**	**$ 1,843**	**$ 8,213**	**$ 8,213**
SERVICES & SUPPLIES	$ 40,062	$ 31,927	$ 49,766	$ 49,766
OTHER CHARGES	17,362	14,876	20,234	20,234
TOTAL EXPENDITURES/APPROPRIATIONS	**$ 57,424**	**$ 46,803**	**$ 70,000**	**$ 70,000**
NET COST	**$ (55,375)**	**$ (44,960)**	**$ (61,787)**	**$ (61,787)**

State Controller Schedules
County Budget Act
January 2010 Edition, revision #1

COUNTY OF KERN
Special Districts and Other Agencies
Financing Sources and Uses by Budget Unit by Object
Fiscal Year 2014-15

Schedule 15

COUNTY SERVICE AREA #95-CONSTR
SPECIAL DISTRICT
Fund 40918
Budget Unit 9345

Detail by Revenue Category and Expenditure Object	Actual 2012-13	Actual 2013-14	CAO Recommended 2014-15	Adopted by the Board of Supervisors 2014-15
1	2	3	4	5
TAXES	$ 2,118	$ 20,977	$	$
FINES AND FORFEITURES	26	16,153		
USE OF MONEY/PROPERTY	269	265	2,200	2,200
INTERGOVERNMENTAL	6,299			
CHARGES FOR SERVICES	(4)	(4)		
TOTAL REVENUE	**$ 8,708**	**$ 37,391**	**$ 2,200**	**$ 2,200**
APPROPRIATION FR CONTINGENCIES	$	$	$ 300	$ 300
SERVICES & SUPPLIES	56	914	5,010	5,010
OTHER CHARGES	803	398	1,390	1,390
TOTAL EXPENDITURES/APPROPRIATIONS	**$ 859**	**$ 1,312**	**$ 6,700**	**$ 6,700**
NET COST	**$ 7,849**	**$ 36,079**	**$ (4,500)**	**$ (4,500)**

State Controller Schedules
County Budget Act
January 2010 Edition, revision #1

COUNTY OF KERN
Special Districts and Other Agencies
Financing Sources and Uses by Budget Unit by Object
Fiscal Year 2014-15

Schedule 15

CSA #94
SPECIAL DISTRICT
Fund 40920
Budget Unit 9347

Detail by Revenue Category and Expenditure Object	Actual 2012-13	Actual 2013-14	CAO Recommended 2014-15	Adopted by the Board of Supervisors 2014-15
1	2	3	4	5
TAXES	$ 438	$ 438	$ 409	$ 409
FINES AND FORFEITURES	1	1		
USE OF MONEY/PROPERTY	14	12	175	175
CHARGES FOR SERVICES	(9)	(9)		
TOTAL REVENUE	**$ 444**	**$ 442**	**$ 584**	**$ 584**
SERVICES & SUPPLIES	$	$ 1	$ 10	$ 10
OTHER CHARGES	91	5	290	290
TOTAL EXPENDITURES/APPROPRIATIONS	**$ 91**	**$ 6**	**$ 300**	**$ 300**
NET COST	**$ 353**	**$ 436**	**$ 284**	**$ 284**

State Controller Schedules
County Budget Act
January 2010 Edition, revision #1

COUNTY OF KERN
Special Districts and Other Agencies
Financing Sources and Uses by Budget Unit by Object
Fiscal Year 2014-15

Schedule 15

CSA #94 ZONE 1
SPECIAL DISTRICT
Fund 40921
Budget Unit 9348

Detail by Revenue Category and Expenditure Object	Actual 2012-13	Actual 2013-14	CAO Recommended 2014-15	Adopted by the Board of Supervisors 2014-15
1	2	3	4	5
USE OF MONEY/PROPERTY	$ 52	$ 37	$ 371	$ 371
TOTAL REVENUE	**$ 52**	**$ 37**	**$ 371**	**$ 371**
SERVICES & SUPPLIES	$ 4	$ 1	$ 30	$ 30
OTHER CHARGES	58	18	170	170
TOTAL EXPENDITURES/APPROPRIATIONS	**$ 62**	**$ 19**	**$ 200**	**$ 200**
NET COST	**$ (10)**	**$ 18**	**$ 171**	**$ 171**

State Controller Schedules
County Budget Act
January 2010 Edition, revision #1

COUNTY OF KERN
Special Districts and Other Agencies
Financing Sources and Uses by Budget Unit by Object
Fiscal Year 2014-15

Schedule 15

COUNTY SERVICE AREA #97 ZONE 1
SPECIAL DISTRICT
Fund 40922
Budget Unit 9349

Detail by Revenue Category and Expenditure Object	Actual 2012-13	Actual 2013-14	CAO Recommended 2014-15	Adopted by the Board of Supervisors 2014-15
1	2	3	4	5
USE OF MONEY/PROPERTY	$ 30	$ 22	$ 204	$ 204
OTHER FINANCING SOURCES	48	4	4	4
TOTAL REVENUE	**$ 78**	**$ 26**	**$ 208**	**$ 208**
SERVICES & SUPPLIES	$	$	$ 26	$ 26
OTHER CHARGES	36	11	174	174
TOTAL EXPENDITURES/APPROPRIATIONS	**$ 36**	**$ 11**	**$ 200**	**$ 200**
NET COST	**$ 42**	**$ 15**	**$ 8**	**$ 8**

State Controller Schedules
County Budget Act
January 2010 Edition, revision #1

COUNTY OF KERN
Special Districts and Other Agencies
Financing Sources and Uses by Budget Unit by Object
Fiscal Year 2014-15

Schedule 15

COUNTY SERVICE AREA #97 ZONE 2
SPECIAL DISTRICT
Fund 40923
Budget Unit 9350

Detail by Revenue Category and Expenditure Object	Actual 2012-13	Actual 2013-14	CAO Recommended 2014-15	Adopted by the Board of Supervisors 2014-15
1	2	3	4	5
TAXES	$ 5,293	$	$	$
USE OF MONEY/PROPERTY	126	110	1,078	1,078
CHARGES FOR SERVICES	(6)			
TOTAL REVENUE	**$ 5,413**	**$ 110**	**$ 1,078**	**$ 1,078**
SERVICES & SUPPLIES	$ 3	$ 1	$ 20	$ 20
OTHER CHARGES	54	18	180	180
TOTAL EXPENDITURES/APPROPRIATIONS	**$ 57**	**$ 19**	**$ 200**	**$ 200**
NET COST	**$ 5,356**	**$ 91**	**$ 878**	**$ 878**

State Controller Schedules
County Budget Act
January 2010 Edition, revision #1

COUNTY OF KERN
Special Districts and Other Agencies
Financing Sources and Uses by Budget Unit by Object
Fiscal Year 2014-15

Schedule 15

COUNTY SERVICE AREA #97
SPECIAL DISTRICT
Fund 40925
Budget Unit 9352

Detail by Revenue Category and Expenditure Object	Actual 2012-13	Actual 2013-14	CAO Recommended 2014-15	Adopted by the Board of Supervisors 2014-15
1	2	3	4	5
USE OF MONEY/PROPERTY	$ 80	$ 59	$ 583	$ 583
OTHER FINANCING SOURCES	50	4	4	4
TOTAL REVENUE	**$ 130**	**$ 63**	**$ 587**	**$ 587**
SERVICES & SUPPLIES	$	$ 1	$ 76	$ 76
OTHER CHARGES	77	15	124	124
TOTAL EXPENDITURES/APPROPRIATIONS	**$ 77**	**$ 16**	**$ 200**	**$ 200**
NET COST	**$ 53**	**$ 47**	**$ 387**	**$ 387**

State Controller Schedules
County Budget Act
January 2010 Edition, revision #1

COUNTY OF KERN
Special Districts and Other Agencies
Financing Sources and Uses by Budget Unit by Object
Fiscal Year 2014-15

Schedule 15

COUNTY SERVICE AREA #36 ZONE 1
SPECIAL DISTRICT
Fund 40711
Budget Unit 9364

Detail by Revenue Category and Expenditure Object	Actual 2012-13	Actual 2013-14	CAO Recommended 2014-15	Adopted by the Board of Supervisors 2014-15
1	2	3	4	5
TAXES	$ 2,556	$ 2,556	$ 2,426	$ 2,426
USE OF MONEY/PROPERTY	1	12	203	203
CHARGES FOR SERVICES	(2)	(2)		
TOTAL REVENUE	**$ 2,555**	**$ 2,566**	**$ 2,629**	**$ 2,629**
SERVICES & SUPPLIES	$	$	$ 1,000	$ 1,000
OTHER CHARGES			400	400
TOTAL EXPENDITURES/APPROPRIATIONS	**$**	**$**	**$ 1,400**	**$ 1,400**
NET COST	**$ 2,555**	**$ 2,566**	**$ 1,229**	**$ 1,229**

State Controller Schedules
County Budget Act
January 2010 Edition, revision #1

COUNTY OF KERN
Special Districts and Other Agencies
Financing Sources and Uses by Budget Unit by Object
Fiscal Year 2014-15

Schedule 15

FORD CITY-TAFT HTS SANIT M&O
SPECIAL DISTRICT - ENTERPRISE
Fund 40313
Budget Unit 9146

Detail by Revenue Category and Expenditure Object	Actual 2012-13	Actual 2013-14	CAO Recommended 2014-15	Adopted by the Board of Supervisors 2014-15
1	2	3	4	5
TAXES	$ 578,198	$ 598,596	$ 637,600	$ 637,600
FINES AND FORFEITURES	12,257	20,989	13,700	13,700
USE OF MONEY/PROPERTY	7,899	5,330	7,300	7,300
CHARGES FOR SERVICES	17,760	19,150	32,207	32,207
MISCELLANEOUS	15,038	11,441	15,480	15,480
NON-REVENUE RECEIPTS	51,343	49,930	120,000	120,000
TOTAL REVENUE	**$ 682,495**	**$ 705,436**	**$ 826,287**	**$ 826,287**
SERVICES & SUPPLIES	$ 686,297	$ 734,720	$ 1,027,020	$ 1,027,020
OTHER CHARGES	57,054	57,205	142,980	142,980
TOTAL EXPENDITURES/APPROPRIATIONS	**$ 743,351**	**$ 791,925**	**$ 1,170,000**	**$ 1,170,000**
NET COST	**$ (60,856)**	**$ (86,489)**	**$ (343,713)**	**$ (343,713)**

State Controller Schedules
County Budget Act
January 2010 Edition, revision #1

COUNTY OF KERN
Special Districts and Other Agencies
Financing Sources and Uses by Budget Unit by Object
Fiscal Year 2014-15

Schedule 15

KERN SANITATION AUTHORITY
SPECIAL DISTRICT - ENTERPRISE
Fund 40332
Budget Unit 9144

Detail by Revenue Category and Expenditure Object	Actual 2012-13	Actual 2013-14	CAO Recommended 2014-15	Adopted by the Board of Supervisors 2014-15
1	2	3	4	5
TAXES	$ 2,511,733	$ 2,586,843	$ 2,587,300	$ 2,587,300
LICENSES AND PERMITS	2,411			
FINES AND FORFEITURES	58,298	61,914	51,400	51,400
USE OF MONEY/PROPERTY	110,421	98,044	114,500	114,500
CHARGES FOR SERVICES	760,826	787,350	810,740	810,740
MISCELLANEOUS	26,888	38,218	41,700	41,700
NON-REVENUE RECEIPTS	320,240	323,023	400,000	400,000
TOTAL REVENUE	**$ 3,790,817**	**$ 3,895,392**	**$ 4,005,640**	**$ 4,005,640**
SALARIES & EMPLOYEE BENEFITS	$ 1,665,784	$ 1,614,953	$ 1,864,500	$ 1,864,500
SERVICES & SUPPLIES	1,093,308	1,005,790	1,885,361	1,885,361
OTHER CHARGES	343,901	365,569	456,304	456,304
CAPITAL ASSETS	52,334	343,928	948,900	948,900
TOTAL EXPENDITURES/APPROPRIATIONS	**$ 3,155,327**	**$ 3,330,240**	**$ 5,155,065**	**$ 5,155,065**
NET COST	**$ 635,490**	**$ 565,152**	**$ (1,149,425)**	**$ (1,149,425)**

State Controller Schedules
County Budget Act
January 2010 Edition, revision #1

COUNTY OF KERN
Special Districts and Other Agencies
Financing Sources and Uses by Budget Unit by Object
Fiscal Year 2014-15

Schedule 15

IHSS PUBLIC AUTHORITY
SPECIAL DISTRICT
Fund 40491
Budget Unit 9147

Detail by Revenue Category and Expenditure Object	Actual 2012-13	Actual 2013-14	CAO Recommended 2014-15	Adopted by the Board of Supervisors 2014-15
1	2	3	4	5
USE OF MONEY/PROPERTY	$ 2,236	$ 2,595	$ 3,000	$ 3,000
INTERGOVERNMENTAL	2,486,768	1,285,058	372,246	372,246
MISCELLANEOUS	117,796			
OTHER FINANCING SOURCES	6,940,174	7,725,101	8,089,269	8,089,269
TOTAL REVENUE	**$ 9,546,974**	**$ 9,012,754**	**$ 8,464,515**	**$ 8,464,515**
SERVICES & SUPPLIES	$ 44,450	$ 42,674	$ 57,976	$ 57,976
OTHER CHARGES	9,641,129	9,078,782	8,229,325	8,229,325
CAPITAL ASSETS		42,128		
TOTAL EXPENDITURES/APPROPRIATIONS	**$ 9,685,579**	**$ 9,163,584**	**$ 8,287,301**	**$ 8,287,301**
NET COST	**$ (138,605)**	**$ (150,830)**	**$ 177,214**	**$ 177,214**