COUNTY OF KERN

ADOPTED BUDGET

2013-2014

Published by Order of
Board of Supervisors
County of Kern

Compiled by the Office of
Mary B. Bedard
Auditor-Controller-County Clerk

THIS PAGE INTENTIONALLY LEFT BLANK

PREFACE

In accordance with the provisions of Sections 29000 to 29144, inclusive, of the Government Code, the Board of Supervisors herewith presents to the tax payers of Kern County the

COUNTY BUDGET

For the fiscal year beginning July 1, 2013 and ending June 30, 2014, adopted by a resolution of this Board on August 27, 2013.

This Budget is in accordance with statutory provisions and shows the amounts that have been approved for Salaries and Employee Benefits, Services and Supplies, and Fixed Assets for the various departments of the County Government; for the requirements of the Special Districts within the County whose affairs and funds are under the supervision and control of the County Board of Supervisors.

Also included are statements exhibiting estimates of the revenues other than taxes that are expected to accrue during the fiscal period and the source thereof, and other available funds that are to be applied in the financing of the Budget.

Published by Order of the
Board of Supervisors

John Nilon
County Administrative Officer

Compiled by
Mary B. Bedard
Auditor-Controller-County Clerk

Respectfully submitted,
BOARD OF SUPERVISORS OF KERN COUNTY

Mick Gleason	Supervisor District 1
Zack Scrivner	Supervisor District 2
Mike Maggard	Supervisor District 3
David Couch	Supervisor District 4
Leticia Perez	Supervisor District 5

FINANCING SOURCES

Governmental Funds

2013-2014 ADOPTED BUDGET

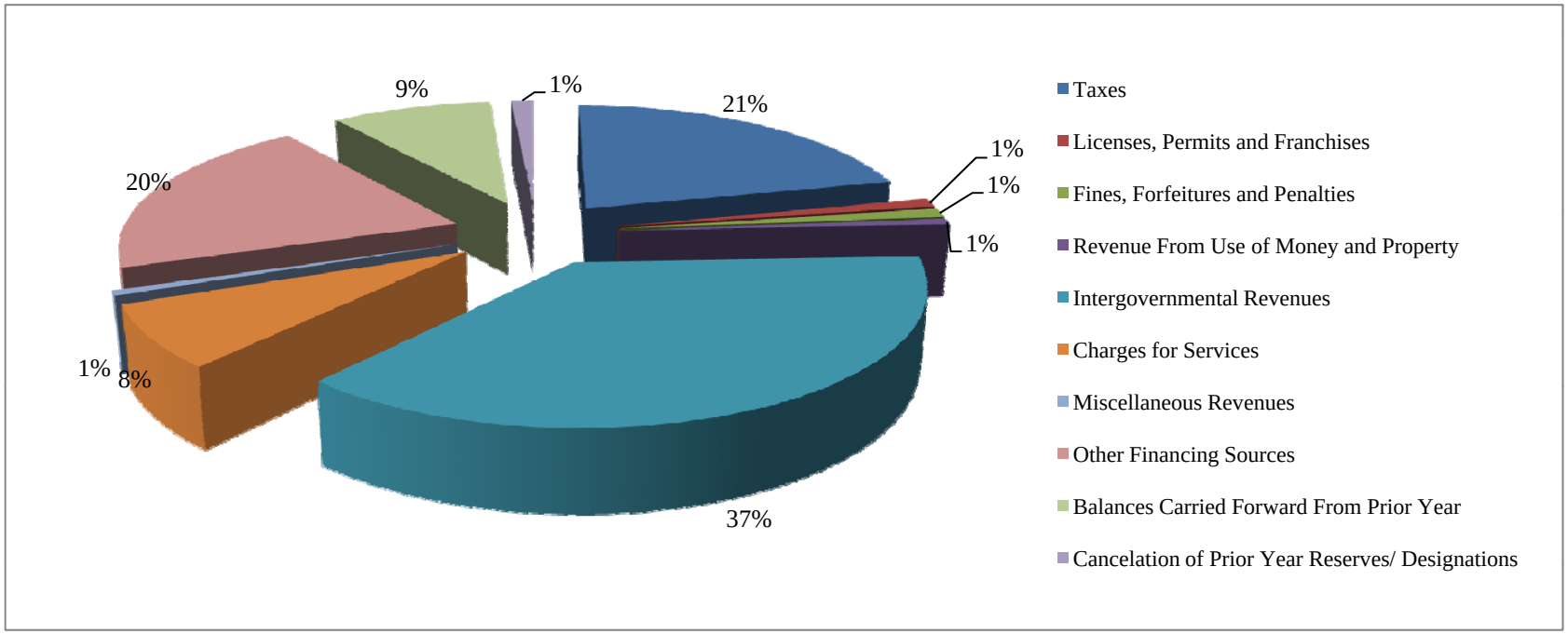

SUMMARIZATION BY SOURCE:		**Amount**	**Percent**
Taxes	$	412,105,825	21.30%
Licenses, Permits and Franchises		20,705,780	1.07%
Fines, Forfeitures and Penalties		21,368,139	1.10%
Revenue From Use of Money and Property		14,678,002	0.76%
Intergovernmental Revenues		718,068,865	37.11%
Charges for Services		147,011,948	7.60%
Miscellaneous Revenues		12,054,759	0.62%
Other Financing Sources		389,136,993	20.11%
Balances Carried Forward From Prior Year		176,470,467	9.12%
Cancelation of Prior Year Reserves/ Designations		23,180,618	1.20%
TOTAL FINANCING SOURCES:	$	1,934,781,396	100.00%

USE OF FUNDS

Governmental Funds

2013-2014 ADOPTED BUDGET

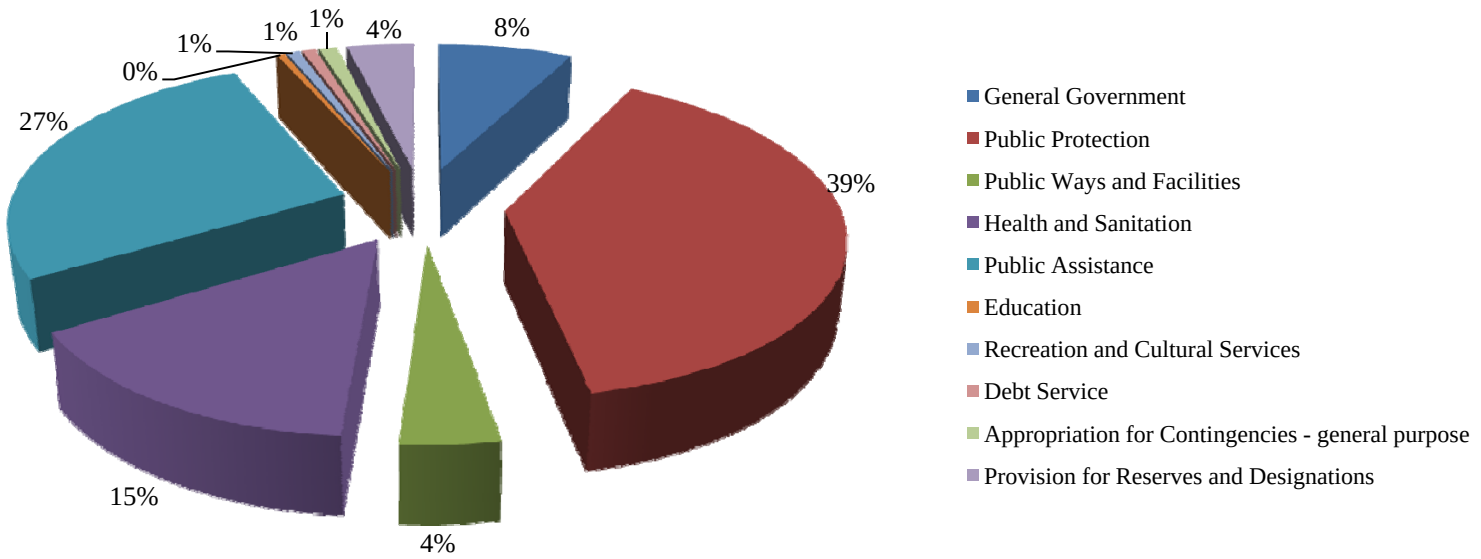

SUMMARIZATION BY FUNCTION:		**Amount**	**Percent**
General Government	$	148,038,412	7.65%
Public Protection		763,958,700	39.49%
Public Ways and Facilities		76,632,843	3.96%
Health and Sanitation		293,746,674	15.18%
Public Assistance		521,767,864	26.97%
Education		8,817,101	0.46%
Recreation and Cultural Services		13,902,773	0.72%
Debt Service		14,599,582	0.75%
Appropriation for Contingencies - general purpose		19,545,123	1.01%
Provision for Reserves and Designations		73,772,324	3.81%
TOTAL FINANCING REQUIREMENTS:	$	1,934,781,396	100.00%

FINANCING SOURCES

Internal Service Funds

2013-2014 ADOPTED BUDGET

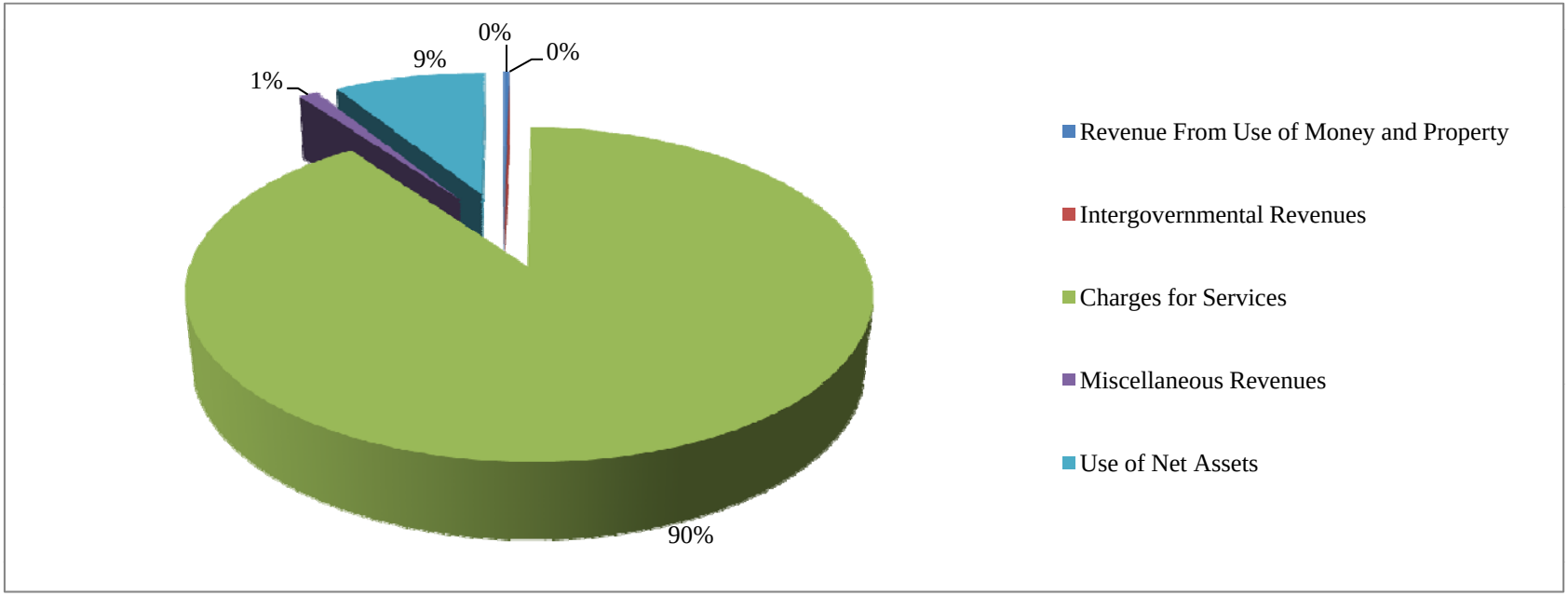

SUMMARIZATION BY SOURCE:		Amount	Percent
Revenue From Use of Money and Property	$	565,000	0.30%
Intergovernmental Revenues		30,000	0.02%
Charges for Services		167,595,168	89.81%
Miscellaneous Revenues		1,965,565	1.05%
Use of Net Assets		16,464,753	8.82%
TOTAL FINANCING SOURCES:	$	186,620,486	100.00%

USE OF FUNDS

Internal Service Funds

2013-2014 ADOPTED BUDGET

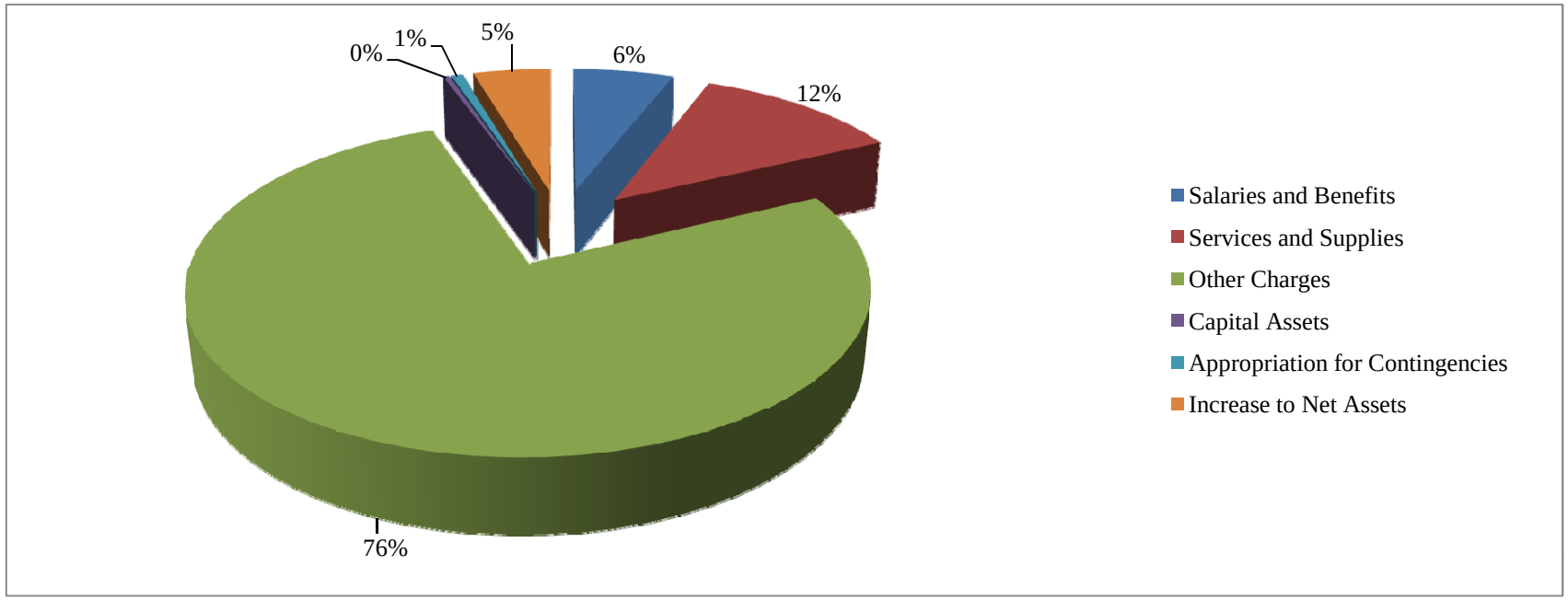

SUMMARIZATION BY OBJECT:		**Amount**	**Percent**
Salaries and Benefits	$	11,054,468	5.92%
Services and Supplies		22,431,254	12.02%
Other Charges		142,768,528	76.50%
Capital Assets		641,250	0.34%
Appropriation for Contingencies		1,245,000	0.67%
Increase to Net Assets		8,479,986	4.54%
TOTAL FINANCING REQUIREMENTS:	$	186,620,486	100.00%

FINANCING SOURCES

Enterprise Funds

2013-2014 ADOPTED BUDGET

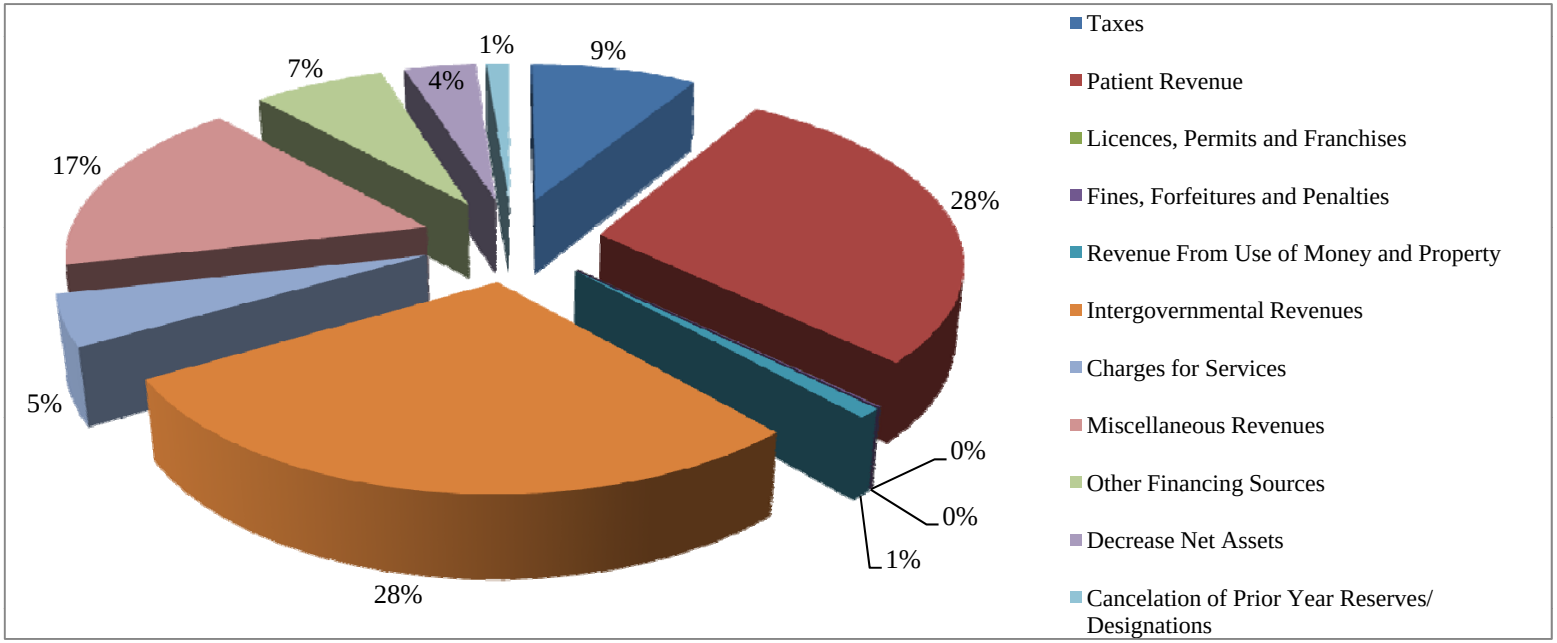

SUMMARIZATION BY SOURCE:		**Amount**	**Percent**
Taxes	$	40,830,840	8.77%
Patient Revenue		132,879,126	28.54%
Licences, Permits and Franchises		19,500	0.00%
Fines, Forfeitures and Penalties		434,987	0.09%
Revenue From Use of Money and Property		4,353,000	0.93%
Intergovernmental Revenues		131,819,093	28.31%
Charges for Services		22,397,729	4.81%
Miscellaneous Revenues		78,005,097	16.75%
Other Financing Sources		32,089,058	6.89%
Decrease Net Assets		17,343,731	3.73%
Cancelation of Prior Year Reserves/ Designations		5,427,270	1.17%
TOTAL FINANCING SOURCES:	$	465,599,431	100.00%

USE OF FUNDS

Enterprise Funds

2013-2014 ADOPTED BUDGET

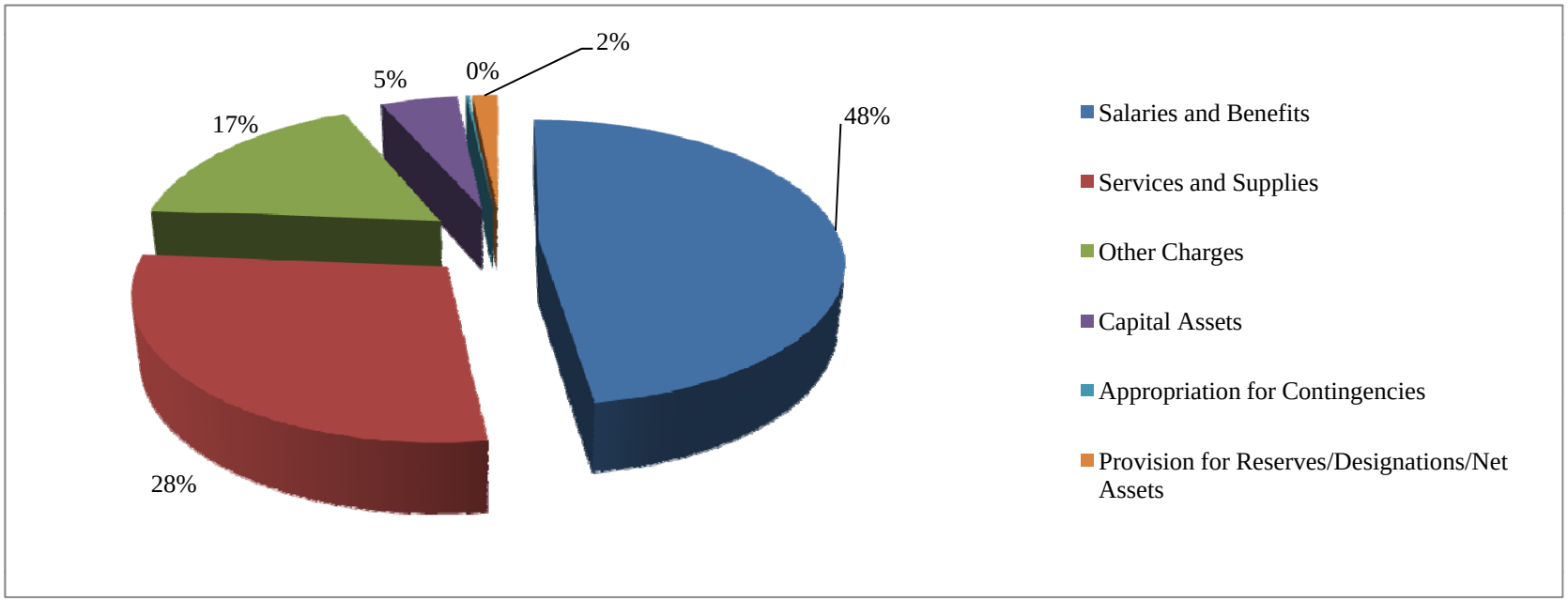

SUMMARY BY OBJECT:		**Amount**	**Percent**
Salaries and Benefits	$	222,670,558	47.82%
Services and Supplies		132,842,261	28.53%
Other Charges		79,552,372	17.09%
Capital Assets		22,429,611	4.82%
Appropriation for Contingencies		765,023	0.16%
Provision for Reserves/Designations/Net Assets		7,339,606	1.58%
TOTAL FINANCING REQUIREMENTS:	$	465,599,431	100.00%

THIS PAGE INTENTIONALLY LEFT BLANK

TABLE OF CONTENTS

THIS PAGE INTENTIONALLY LEFT BLANK

TABLE OF CONTENTS

Schedule 1 - All Funds Summary.....1
Schedule 2 - Governmental Funds Summary.....2
Schedule 3 - Fund Balance - Governmental Funds.....8
Schedule 4 - Reserves/Designations - By Governmental Funds.....14
Schedule 5 - Summary of Additional Financing Sources by Source and Fund - Governmental Funds.....30
Schedule 6 - Detail of Additional Financing Sources by Fund and Account - Governmental Funds.....37
Schedule 7 - Summary of Financing Uses by Function and Fund - Governmental Funds.....105
Schedule 8 - Detail of Financing Uses by Function, Activity and Budget Unit - Governmental Funds.....116
Schedule 9 - Budget Unit Financing Uses Detail.....127
Schedule 10 - Operation of Internal Service Funds.....342
Schedule 11 - Operation of Enterprise Funds.....349
Schedule 12 - Special Districts and Other Agencies Summary - Public Employment Grant Programs 360
Schedule 12 - Special Districts and Other Agencies Summary - Community Development Grant Programs 368
Schedule 12 - Special Districts and Other Agencies Summary - Governed by the Board of Supervisors.....375
Schedule 13 - Fund Balance - Special Districts and Other Agencies - Public Employment Grant Programs 361
Schedule 13 - Fund Balance - Special Districts and Other Agencies - Community Development Grant Programs 366
Schedule 13 - Fund Balance - Special Districts and Other Agencies - Governed by the Board of Supervisors.....381
Schedule 14 - Special Districts and Other Agencies - Reserves/Designations - Public Employment Grant Program.....362
Schedule 14 - Special Districts and Other Agencies - Reserves/Designations - Governed by the Board of Supervisors.....387
Schedule 15 - Special Districts and Other Agencies Financing Sources and Uses
by Budget Unit by Object - Public Employment Grant Programs.....363
Schedule 15 - Special Districts and Other Agencies Financing Sources and Uses
by Budget Unit by Object - Community Development Grant Programs.....367
Schedule 15 - Special Districts and Other Agencies Financing Sources and Uses
by Budget Unit by Object - Community Development Grant Programs.....405

TABLE OF CONTENTS
BUDGET UNIT ALPHABETICAL LISTING

Budget Unit Index	PAGE
Abatement Cost	243
A-C Farm Adv Agri Research	335
ACO - General	157
ACO - Structural Fire	158
Administrative Office	132
Adoption Prepayment	261
Aging and Adult Services	325
Aging and Adult Services-Appropriation for Contingencies	324
Aging and Adult Services-County Contribution	326
Agricultural & Measurement Standards	241
Airport Enterprise Fund	351
Alcohol Abuse Education/Prevention	294
Alcoholism Program	293
Ambulance Service Payments	312
Animal Care Donations	257
Animal Care Trust	258
Animal Control Feline Carcasses	259
Animal Control	256
Appropriation for Contingencies Structural Fire	229
Appropriations for Contingencies	178
ARRA CD-HPRP	373
ARRA Energy Stimulus Grant	148
ARRA ETR	330
ARRA Justice Assistance	187
Assessor	141
Auditor-Controller-County Clerk	135
Automated Co Warrant System	182
Bakersfield Mitigation	270
Bakersfield Planned Sewer #1	159
Bakersfield Planned Sewer #2	160
Bakersfield Planned Sewer #3	161
Bakersfield Planned Sewer #4	162
Bakersfield Planned Sewer #5	163
Board of Supervisors - District #1	127
Board of Supervisors - District #2	128
Board of Supervisors - District #3	129
Board of Supervisors - District #4	130
Board of Supervisors - District #5	131

Budget Unit Index	PAGE
Board of Trade	152
Board of Trade-Advertising	153
Building Inspection	244
California Children's Services	315
CAL-MMET-State Asset Forfeiture	218
Child Restraint Loaner Program	303
Child Support Services	193
Clerk of the Board of Supervisors	133
Code Compliance	242
Community Corrections Performance Incentive	228
Community Development - Emergency Shelter Grant	371
Community Development - Home Investment Trust	374
Community Development - Industrial Dev Authority Program	369
Community Development - NSP Grant	372
Community Development - NSP3 Grant	370
Community Development - Program	367
Community Development Department	331
Community Development-Revolving Loan Fund	368
Contribution to Trial Court Funding	179
Contribution-Airports	280
Contribution-Recorder	247
Core Area Metro Bakersfield Impact Fee	267
County Clerk	185
County Counsel	143
County Local Revenue 2011 - Human Services	322
County Local Revenue 2011 - Mental Health	308
County Local Revenue 2011 Public Safety	222
County Planned Sewer Area A	164
County Planned Sewer Area B	165
County Service Areas	405
County-Wide Crime Prevention P.C. 1202.5	186
Criminal Justice Facility	175
CSA #71 Septic Abandonment	166
Debt Service-General Fund	341
Developmental Services Agency	252
Discretionary Revenue	136
District Attorney -Criminal	190
District Attorney Family-Excess Revenue	194

TABLE OF CONTENTS
BUDGET UNIT ALPHABETICAL LISTING

Budget Unit Index	PAGE
District Attorney -Federal Forfeiture	196
District Attorney -Forensic Science Division	199
District Attorney-Court Ordered Penalties	197
District Attorney-Criminalistics Laboratories	195
District Attorney-Equipment Automation	192
District Attorney-Local Forfeiture	191
DIVCA Local Franchise Fee	147
DNA Identification Fund	180
Domestic Violence Fund	183
Drug Program	295
Elections	145
Emergency Medical Payments	310
Emergency Medical Services	309
Employers' Training Resource Admin & Services	329
Employers' Training Resource-JTPA	363
Employers' Training Resource-NON-JTPA	364
EMS Week-Donations	314
Engineering & Survey Services	154
Environmental Health	283
Facility Projects	173
Farm and Home Advisor	334
Fire Department	230
Fire-County Contribution	231
Fire-Discretionary Revenue	138
Fire-Donations	236
Fire-Fireworks Violations	235
Fire-Fixed Wing Aircraft	233
Fire-Hazard Reduction	238
Fire-Helicopter Operations	239
Fire-Mobile Fire Kitchen	240
Fire-State Fire	237
Fire-Truck 21 Replacement	232
Fire-Vehicle/Apparatus	234
Ford City - Taft Heights Sanitation	531
Garage	342
General Liability Self-Insurance Program	346
General Plan Admin Surcharge	255
General Services - Capital Projects	167

Budget Unit Index	PAGE
General Services - Construction Services	150
General Services - Major Maintenance - Juvenile Fac Fund	174
General Services - Major Maintenance	151
General Services	146
Golf Course Enterprise Fund	349
Grand Jury	188
Group Health/Dental Self-Insurance Program	344
Hazardous Waste Settlements	286
High Tech Equipment	219
Hospt Preparedness Program	313
Human Services-Administration	316
Human Services-County Contribution	317
Human Services-Direct Financial Aid	321
IHSS County Contribution	328
IHSS Public Authority	532
Indigent Defense Services	189
Information Technology Services	142
KC ARRA IHSS Public Authority	327
KCIRT	297
Kern County Childrens Fund	319
Kern Medical Center Enterprise Fund	353
Kern Medical Center-County Contribution	311
Kern Sanitation Authority	530
KNET Asset Forfeiture	221
Library Book Fund	333
Library	332
Litter Clean Up	338
Local Public Safety	181
Mental Health Services Act	298
Mental Health	290
Mental Health-Appropriation for Contingencies	291
Mental Health-County Contribution	296
Mental Health-MHSA Prudent Reserve	299
Mental Health-Substance Abuse	292
Metro Bakersfield Transport Impact Fee	268
Micrographics/Recorder	249
Off Highway MV License	339
Oildale Revitalization	279

TABLE OF CONTENTS
BUDGET UNIT ALPHABETICAL LISTING

Budget Unit Index	PAGE
Parcel Map In-Lieu Fees	340
Parks and Recreation	336
Parks-Tehachapi Mountain Forest	337
Personnel	144
Planned Local Drainage-Breckenridge	171
Planned Local Drainage-Brundage	170
Planned Local Drainage-Oildale	172
Planned Local Drainage-Orangewood	168
Planned Local Drainage-Shalimar	169
Planning Department	254
Probation	223
Probation-Asset Forfeiture	226
Probation-DJJ Realignment	225
Probation-Juvenile Inmate Welfare	227
Probation-Training	224
Public Defender	198
Public Health Services	281
Public Health-Bio Terrorism Grant	305
Public Health-H1N1 Pub Hlth Emerg Response	300
Public Health-Local Option	284
Public Health-MAA/TCM	302
Public Health-Miscellaneous	282
Public Health-NNFP	304
Public Health-Solid Waste-LEA Grant	301
Public Health-State L.U.S.T. Program	285
Public Transportation Enterprise Fund	355
Range Improvement (Section 15)	262
Range Improvement (Section 3)	263
Real Estate Fraud	184
Recorder	246
Recorder's Fee	248
Recorder's Modernization	250
Recorder's SSN Truncation	251
Redemption Systems	140
Retiree Group Health	345
Rexland Acres Sewer AD 2006-1	176
Risk Management	155
Roads - Wheeler Ridge Overpass	273
Roads	265
Roads-7th Standard Widening	274
Roads-7th Standard Wide-Op Trans Out	276
Roads-Contribution	266
Roads-Hageman Road SOG	277
Roads-Hageman Road SOG-Op Trans Out	278
Roads-Local Transportation	275

Budget Unit Index	PAGE
Roads-Seventh Standard Road Project	264
Rosamond Transport Impact Fee	269
Shelter Care	320
Sheriff	200
Sheriff-Automated Fingerprint	202
Sheriff-Cal-ID	204
Sheriff-CAL-MMET	216
Sheriff-Civil Automated	210
Sheriff-Civil Subpoenas	205
Sheriff-Communication Resources	213
Sheriff-Controlled Substance	215
Sheriff-Drug Abuse Gang Diversion	206
Sheriff-Facility Training	201
Sheriff-Firearms	211
Sheriff-HIDTA-State Asset Forfeiture	217
Sheriff-Inmate Welfare	220
Sheriff-Judgement Debtors Fee	212
Sheriff-Rural Crime	203
Sheriff-State Forfeiture	209
Sheriff-Training	207
Sheriff-Volunteer Services	214
Sheriff-Work Release	208
Solid Waste Enforcement	287
Solid Waste Enterprise Fund	357
Special Services	130
Sterilization	260
Strong Mot Instrumentation	245
Tax Loss Reserve	137
Tehachapi Transport Impact Fee Core	271
Tehachapi Transport Impact Fee Non-Core	272
Tobacco Education Control	306
Tobacco Endowment Interest	156
Tobacco Securitization Proceeds	177
Treasurer-Tax Collector	139
Unemployment Compensation Insurance Program	347
Universal Collection Enterprise Fund	350
Utility Payments	149
Veterans' Service	323
Vital & Health Stat-County Clerk	288
Vital & Health Stat-Health	307
Vital & Health Stat-Recorder	289
Wildlife Resources	253
Workers' Compensation Self-Insurance Program	348
Wraparound Savings	318

TABLE OF CONTENTS
SPECIAL DISTRICTS GOVERNED BY THE BOARD OF SUPERVISORS

	BUDGET UNIT DETAIL	Page
CSA 3	Edmondson Acres	405
CSA 4	Northwest Ranchos	406
CSA 5	Casa Loma Acres	407
CSA 6	Highland Knolls	408
CSA 7	Standard l4-C, Taft	409
CSA 8	La Cresta	410
CSA 9	Hillcrest	411
CSA 10	Sabaloni	412
CSA 10.6	Sabaloni	493
CSA 11	Lakeview	413
CSA 11 ZN 4	Rexland	418
CSA 11 ZN 5	Lakeview	419
CSA 12.1 ZN 1	Alta Vista Fire Hydrants	417
CSA 12.2	South Kern Unified	414
CSA 12.6	Taft City School District	415
CSA 12.9	Mojave Unified School District	416
CSA 13	Bodfish	420
CSA 14	Wofford Heights	421
CSA 15	Oakhaven	422
CSA 15.4	Oakhaven	431
CSA 15.5	Oakhaven	433
CSA 16	Mojave	423
CSA 17	Orangewood Park	424
CSA 17.1	Orangewood Park	426
CSA 17.2	Orangewood Park	432
CSA 17.3	Orangewood Park	435
CSA 18	Virginia Colony	425
CSA 18.5	Virginia Colony	464
CSA 18.6	Virginia Colony	466
CSA 18.7	Virginia Colony	467
CSA 20	College Avenue	427
CSA 21	Kern Citrus	428
CSA 22	La Loma	429
CSA 23	Mexican Colony	430
CSA 23.1	Mexican Colony	434

	BUDGET UNIT DETAIL	Page
CSA 24	Fairfax	436
CSA 25	Ashe Tract	437
CSA 26	Ford City	438
CSA 27	Greenfield	439
CSA 27.2	Greenfield	440
CSA 29	West Hi Ranchos	441
CSA 30	Greenacres	442
CSA 30.2	Greenacres	470
CSA 30.6	Greenacres	497
CSA 31	Amador	443
CSA 32	Harris School	444
CSA 34	Descanso Park	445
CSA 36	Pioneer Drive	446
CSA 36.1	Pioneer Drive	527
CSA 36.2	Pioneer Drive	528
CSA 36.3	Pioneer Drive	529
CSA 37	Bel Aire Estates	447
CSA 38	Country Side	448
CSA 38.2	Country Side	460
CSA 39	Kern Valley	449
CSA 39.1	Kern Valley	490
CSA 39.2	Kern Valley	458
CSA 39.4	Kern Valley	500
CSA 39.5	Kern Valley	501
CSA 39.8	Kern Valley	459
CSA 40	Pine Mountain Club	450
CSA 40.1	Pine Mountain Club	451
CSA 42	Alpine Forest Park	452
CSA 43	Loch Lomond	453
CSA 44	Keith Addition	454
CSA 45	Panama Mobile	455
CSA 47	Highland Terrace	456
CSA 51	O'Neil Canyon	457
CSA 52	Cedarcrest	461
CSA 53	Southgate	462

TABLE OF CONTENTS
SPECIAL DISTRICTS GOVERNED BY THE BOARD OF SUPERVISORS

	BUDGET UNIT DETAIL	Page
CSA 53.1	Southgate	465
CSA 54	O'Grady	463
CSA 55	Harvest Moon Ranch	468
CSA 56	Mustang Ranch	469
CSA 58	Stockdale Ranchos	483
CSA 60	Oildale	472
CSA 60.1	Oildale	473
CSA 60.2	North Meadows	471
CSA 61.1	West County (Taft Heights)	474
CSA 61.2	West County (McKittrick)	475
CSA 61.3	West County (Buttonwillow)	476
CSA 61.4	West County (Fellows)	477
CSA 62	Randsburg-Johannesburg	478
CSA 63	Rosamond	479
CSA 63.1	Rosamond	484
CSA 63.2	Rosamond	485
CSA 63.3	Rosamond	486
CSA 63.4	Rosamond	487
CSA 63.5	Rosamond	488
CSA 63.6	Rosamond	489
CSA 65	South Taft	480
CSA 65.1	South Taft	491
CSA 66	Lazy Acres	481
CSA 66.2	Lazy Acres	492
CSA 66.3	Lazy Acres	494
CSA 66.4	Lazy Acres	495
CSA 67	Pumpkin Center	482

	BUDGET UNIT DETAIL	Page
CSA 67.1	Pumpkin Center	496
CSA 69	San Joaquin	498
CSA 71	West Bakersfield	499
CSA 71.1	West Bakersfield (Lewis)	502
CSA 71.2	West Bakersfield Laborde	503
CSA 71.3	West Bakersfield	505
CSA 71.5	West Bakersfield	506
CSA 71.6	West Bakersfield	507
CSA 71.7	West Bakersfield	508
CSA 71.8	West Bakersfield	509
CSA 71.9	West Bakersfield	510
CSA 71.10	West Bakersfield	520
CSA 72	Rancho Algadon	504
CSA 81	Knudson Drive	511
CSA 85	Oswell Street	512
CSA 87	Habecker	513
CSA 87.2	Habecker	514
CSA 89	Coremark Court	515
CSA 91	Lost Hills	516
CSA 92	South Union	517
CSA 92.1	South Union	518
CSA 92.2	South Union	519
CSA 94	Buena Vista	522
CSA 94.1	Buena Vista	523
CSA 95	Lebec Landfill Road Construction	521
CSA 97.1	Erro Ranch	524
CSA 97.2	Erro Ranch	525
CSA 97	Erro Ranch	526

REVENUE & EXPENDITURES SUMMARY

THIS PAGE INTENTIONALLY LEFT BLANK

State Controller Schedules
County Budget Act
January 2010 Edition, revision #1

COUNTY OF KERN
All Funds Summary
Fiscal Year 2013-14

Schedule 1

Fund Name	Total Financing Sources				Total Financing Uses		
	Fund Balance Available June 30, 2013	Decreases to Obligated Fund Balances Net Assets	Additional Financing Sources	Total Financing Sources	Financing Uses	Increases to Obligated Fund Balances Net Assets	Total Financing Uses
1	2	3	4	5	6	7	8
GOVERNMENTAL FUNDS							
General Funds	$ 64,211,087	$ 9,014,849	$ 714,221,514	$ 787,447,450	$ 774,101,092	$ 13,346,358	$ 787,447,450
Special Revenue Funds	111,650,872	14,120,139	1,007,183,242	1,132,954,253	1,083,801,873	49,152,380	1,132,954,253
Capital Projects Funds	608,508	45,630	13,725,555	14,379,693	3,106,107	11,273,586	14,379,693
TOTAL GOVERNMENTAL FUNDS	**$ 176,470,467**	**$ 23,180,618**	**$ 1,735,130,311**	**$ 1,934,781,396**	**$ 1,861,009,072**	**$ 73,772,324**	**$ 1,934,781,396**
OTHER FUNDS							
Internal Service Funds	$	$ 16,464,753	$ 170,155,733	$ 186,620,486	$ 178,140,500	$ 8,479,986	$ 186,620,486
Enterprise Funds		22,771,001	442,828,430	465,599,431	458,259,825	7,339,606	465,599,431
Special Districts and Other Agencies	4,020,900	3,190,473	54,993,272	62,204,645	58,928,459	3,276,186	62,204,645
TOTAL OTHER FUNDS	**$ 4,020,900**	**$ 42,426,227**	**$ 667,977,435**	**$ 714,424,562**	**$ 695,328,784**	**$ 19,095,778**	**$ 714,424,562**
TOTAL ALL FUNDS	**$ 180,491,367**	**$ 65,606,845**	**$ 2,403,107,746**	**$ 2,649,205,958**	**$ 2,556,337,856**	**$ 92,868,102**	**$ 2,649,205,958**
Arithmetic Results				COL 2+3+4			COL 6+7
Governmental Fund Totals Transferred From	SCH 2, COL 2	SCH 2, COL 3	SCH 2, COL 4	SCH 2, COL 5 COL 5=COL 8	SCH 2, COL 6	SCH 2, COL 7	SCH 2, COL 8 COL 5=COL 8
Internal Service Fund From			SCH 10, COL 5		SCH 10, COL 5	SCH 10, COL 5	
Enterprise Fund From		SCH 11, COL 5	SCH 11, COL 5		SCH 11, COL 5		
Special Districts From Arithmetic Results	SCH 12, COL 2	SCH 12, COL 3	SCH 12, COL 4	SCH 12, COL 5 COL 5=COL 8	SCH 12, COL 6	SCH 12, COL 7	SCH 12, COL 5 COL 5=COL 8

State Controller Schedules
County Budget Act
January 2010, revision #1

COUNTY OF KERN
Governmental Funds Summary
Fiscal Year 2013-14

Schedule 2

Fund Name	Total Financing Sources				Total Financing Uses		
	Fund Balance Available June 30, 2013	Decreases to Obligated Fund Balances	Additional Financing Sources	Total Financing Sources	Financing Uses	Increases to Obligated Fund Balances	Total Financing Uses
1	2	3	4	5	6	7	8
GENERAL FUNDS							
00001 GENERAL	$ 63,782,813	$ 9,014,849	$ 707,721,514	$ 780,519,176	$ 770,101,092	$ 10,418,084	$ 780,519,176
00264 TAX LOSS RESERVE	428,274		6,500,000	6,928,274	4,000,000	2,928,274	6,928,274
TOTAL GENERAL FUNDS	**$ 64,211,087**	**$ 9,014,849**	**$ 714,221,514**	**$ 787,447,450**	**$ 774,101,092**	**$ 13,346,358**	**$ 787,447,450**
SPECIAL REVENUE FUNDS							
00007 ROAD	$ 20,100,068	$	$ 46,940,951	$ 67,041,019	$ 65,883,281	$ 1,157,738	$ 67,041,019
00011 STRUCTURAL FIRE	10,153,275		137,297,959	147,451,234	144,116,463	3,334,771	147,451,234
00120 BUILDING INSPECTION	4,019,744	598,941	4,297,010	8,915,695	8,101,946	813,749	8,915,695
00130 DEPT OF HUMAN SERVICES-ADMIN.	227,643		187,820,515	188,048,158	188,048,158		188,048,158
00140 HUMAN SERVICES-DIRECT FIN AID	7,767,254		192,401,124	200,168,378	200,168,378		200,168,378
00141 MENTAL HEALTH FUND	20,116,926		121,348,282	141,465,208	131,581,099	9,884,109	141,465,208
00145 AGING AND ADULT SERVICES	1,925,377		14,001,602	15,926,979	14,245,305	1,681,674	15,926,979
00160 WILDLIFE RESOURCES	6,254	3,795	8,000	18,049	18,049		18,049
00161 TIMBER HARVEST FUND	346	64,614	40	65,000	65,000		65,000
00163 PROBATION DJJ REALIGNMENT FUND	(309,258)	309,258	3,200,000	3,200,000	3,200,000		3,200,000
00164 REAL ESTATE FRAUD	128,595	74,405	241,000	444,000	444,000		444,000
00165 LITTER CLEAN UP	2,647		3,200	5,847	3,200	2,647	5,847
00170 OFF HWY MV LIC	13,023	107,394	140,000	260,417	260,417		260,417
00171 PL LOC DRN-SHAL	6,956	2,987	59	10,002	500	9,502	10,002
00172 PL LOC DRN-BRUND	69,473	59,345	703	129,521	500	129,021	129,521
00173 PL LOC DRN-ORNGW	611,649	212,506	4,476	828,631	500	828,131	828,631
00174 PL LOC DRN-BRECK	27,356	6,958	192	34,506	500	34,006	34,506
00175 RANGE IMP SEC 15	22,369		7,753	30,122	5,750	24,372	30,122
00176 PL LOC DRN-OILDL	72,939	31,006	571	104,516	500	104,016	104,516
00177 RANGE IMP SEC 3	31,590		1,537	33,127	2,000	31,127	33,127
00179 PROBATION TRN FD	35,572		273,350	308,922	273,350	35,572	308,922
00180 DNA IDENTIFICATION	256,057		450,000	706,057	600,000	106,057	706,057

State Controller Schedules
County Budget Act
January 2010, revision #1

COUNTY OF KERN
Governmental Funds Summary
Fiscal Year 2013-14

Schedule 2

Fund Name	Total Financing Sources				Total Financing Uses		
	Fund Balance Available June 30, 2013	Decreases to Obligated Fund Balances	Additional Financing Sources	Total Financing Sources	Financing Uses	Increases to Obligated Fund Balances	Total Financing Uses
1	2	3	4	5	6	7	8
00181 LOCAL PUBLIC SAFETY	11,831,285		68,507,933	80,339,218	80,339,218		80,339,218
00182 SHER FAC TRNG FD	52,142		200,000	252,142	200,000	52,142	252,142
00183 KERN CO DEPT OF CHILD SUPPORT	(239,887)	239,887	22,409,604	22,409,604	22,409,604		22,409,604
00184 AUTOMATED FINGERPRINT FUND	213,882	358,118	265,000	837,000	837,000		837,000
00186 JUV JUST FAC TEMP CONST	142		150	292		292	292
00187 EMERGENCY MEDICAL SERVICES FND	205,829		1,753,723	1,959,552	1,753,723	205,829	1,959,552
00188 AUTOMATED CO WARRANT SYSTEM	(4,554)	4,554	54,000	54,000	54,000		54,000
00190 DOMESTIC VIOL PG	7,750	1,250	131,000	140,000	140,000		140,000
00191 CRIMINAL JUS FACILITIES CONST	(595,584)	1,317,133	2,578,451	3,300,000	3,300,000		3,300,000
00192 RECORDER	325,122		4,632,194	4,957,316	4,957,316		4,957,316
00194 RECORDER`S SSN TRUNCATION	42,568	14,952	1,500	59,020	59,020		59,020
00195 ALCOHOLISM PROG	5,852		72,587	78,439	72,587	5,852	78,439
00196 ALCOHOL ABUSE EDUCATION/PREV	(4,137)	4,137	61,748	61,748	61,748		61,748
00197 DRUG PROGRAM FUND	(4,283)	137,913	23,935	157,565	157,565		157,565
00198 RECORDERS MODERNIZATION FUND	1,553,022		875,020	2,428,042	1,299,401	1,128,641	2,428,042
00199 MICROGRAPHIC-RCD	96,944	19,916	1,500	118,360	118,360		118,360
00266 REDEMPTION SYSTEMS	(37,921)	452,100	601,861	1,016,040	1,016,040		1,016,040
00270 ABATEMENT COST	61,953		41,707	103,660	90,000	13,660	103,660
22010 COUNTY LOCAL REVENUE FUND 2011	4,103,009	219,201	153,924,553	158,246,763	158,246,763		158,246,763
22019 ADOPTION PREPAYMENT ANML CONTR	20,125			20,125	20,125		20,125
22021 ANIMAL CARE DONATIONS	15,309	39,750	8,900	63,959	63,959		63,959
22023 ANIMAL CARE	19,724	152		19,876	19,876		19,876
22024 ANIMAL CNTRL-FELINE CARCASSES	11,147			11,147	11,147		11,147
22027 STERILIZATION FUND	2,489		36,629	39,118	36,269	2,849	39,118
22036 BOARD OF TRADE-ADVERTISING	69,655		45,600	115,255	45,600	69,655	115,255
22042 GENERAL PLAN ADMIN SURCHARGE	740,159		466,000	1,206,159	1,149,954	56,205	1,206,159
22045 CO-WIDE CRIME PREV. P.C.1202.5	550			550		550	550
22064 D.A.-LOCAL FORFEITURE TRUST	345,957		50,000	395,957	300,000	95,957	395,957

State Controller Schedules
County Budget Act
January 2010, revision #1

COUNTY OF KERN
Governmental Funds Summary
Fiscal Year 2013-14

Schedule 2

Fund Name	Total Financing Sources				Total Financing Uses		
	Fund Balance Available June 30, 2013	Decreases to Obligated Fund Balances	Additional Financing Sources	Total Financing Sources	Financing Uses	Increases to Obligated Fund Balances	Total Financing Uses
1	2	3	4	5	6	7	8
22066 SOLID WASTE-LEA GRANT	4,474	26,861	33,598	64,933	64,933		64,933
22067 HEALTH-LOCAL OPTION	20,246			20,246		20,246	20,246
22068 HLTH-STATE L.U.S.T. PROG	2,900	650		3,550	3,550		3,550
22069 PUBLIC HEALTH MISCELLANEOUS	(3,498)	3,498	6,775	6,775	6,775		6,775
22073 HEALTH-MAA/TCM	25,241		100,000	125,241	100,000	25,241	125,241
22076 CHILD RESTRAINT LOANER PRG	72,086		44,000	116,086	108,845	7,241	116,086
22079 D. A. EQUIPMENT/AUTOMATION	250,630		500	251,130	82,000	169,130	251,130
22082 KCIRT	(9)	9					
22085 MENTAL HEALTH SERVICES ACT	16,098,980		28,576,101	44,675,081	28,650,000	16,025,081	44,675,081
22086 MHSA PRUDENT RESERVE	(315,378)	315,378					
22087 CRIMINALISTICS LABORATORIES	(7,409)	85,409	52,000	130,000	130,000		130,000
22097 ASSET FORFEITURE 15 PERCENT	9,776			9,776		9,776	9,776
22098 PROBATION ASSET FORFEITURE	11,628		400	12,028		12,028	12,028
22121 TRUCK 21 REPLACEMENT	19		20	39		39	39
22122 FIXED WING AIRCRAFT	845	50,655	500	52,000	52,000		52,000
22123 VEHICLE/APPARATUS	131,031			131,031		131,031	131,031
22125 HAZARDOUS WASTE SETTLEMNTS	44,770		20,000	64,770	25,000	39,770	64,770
22126 SHERIFF`S-RURAL CRIME			1	1		1	1
22127 SHERIFF`S CAL-ID	1,030,134		820,000	1,850,134	1,147,464	702,670	1,850,134
22128 SHERIFF`S CIVIL SUBPOENAS	3,525		9,000	12,525		12,525	12,525
22129 KNET-SPC ASSET FORFEITURE REV	44,379		20,700	65,079		65,079	65,079
22131 SHERIFF`S DRUG ABUSE GANG DIVR	(5,818)	37,918	7,900	40,000	40,000		40,000
22132 SHERIFF`S TRAINING	(23,567)		140,250	116,683	100,000	16,683	116,683
22133 SHERIFF-WORK RELEASE	(84,988)	109,088	500,000	524,100	524,100		524,100
22137 SHERIFF-STATE FORFEITURE	40,629		40,000	80,629	6,000	74,629	80,629
22138 SHERIFF`S CIVIL AUTOMATED	102,966		205,500	308,466	43,300	265,166	308,466
22140 SHERIFFS FIREARMS	2,572		9,000	11,572	5,000	6,572	11,572
22141 SHERIFF-JUDGEMENT DEBTORS FEE	98,962	412,038	200,000	711,000	711,000		711,000

State Controller Schedules
County Budget Act
January 2010, revision #1

COUNTY OF KERN
Governmental Funds Summary
Fiscal Year 2013-14

Schedule 2

Fund Name	Total Financing Sources				Total Financing Uses		
	Fund Balance Available June 30, 2013	Decreases to Obligated Fund Balances	Additional Financing Sources	Total Financing Sources	Financing Uses	Increases to Obligated Fund Balances	Total Financing Uses
1	2	3	4	5	6	7	8
22142 SHERIFF`S COMM RESOURCES	8,597	4,903	500	14,000	14,000		14,000
22143 SHERIFF`S VOLUNTEER SERV GRP	22,266		8,000	30,266	10,000	20,266	30,266
22144 SHER-CONTROLLED SUBTANCE	23,317	400,683	26,000	450,000	450,000		450,000
22153 BKFD PLANNED SEWER #1	624,117	1,629,123	18,961	2,272,201	500	2,271,701	2,272,201
22156 DIVCA LOCAL FRANCHISE FEE	546,000		354,400	900,400	530,000	370,400	900,400
22158 BKFD PLANNED SEWER #2	202,191	98,141	1,615	301,947	500	301,447	301,947
22160 SHERIFF`S CAL-MMET	(12)		90	78		78	78
22161 HIDTA-STATE ASSET FORFEIT	(299)		1,000	701		701	701
22162 CAL-MMET-STATE ASSET FORFEIT	120,273	74,227	105,500	300,000	300,000		300,000
22163 HIGH TECH EQUIPMENT	(07)		30	23		23	23
22164 BKFD PLANNED SEWER #3	4,006		1,836	5,842	500	5,342	5,842
22166 BKFD PLANNED SEWER #4	61,602	7,924	2,751	72,277	500	71,777	72,277
22167 BKFD PLANNED SEWER #5	63,062	14,343	4,438	81,843	500	81,343	81,843
22173 CO PLANNED SEWER AREA A	18,073	17,148	4,279	39,500	500	39,000	39,500
22176 HEALTH-BIO TERRORISM GRANT	(39,579)	38,879	598,714	598,014	598,014		598,014
22177 CO PLANNED SEWER AREA B	1,194		8	1,202	500	702	1,202
22184 CSA #71 SEPTIC ABANDONMENT	650,889	323,272	33,745	1,007,906	500	1,007,406	1,007,906
22185 WRAPAROUND SAVINGS	1,096,991	843,009	1,060,000	3,000,000	3,000,000		3,000,000
22187 RECORDERS ELECTRONIC RECORDING	37,387	27,013	192,600	257,000	257,000		257,000
22188 FIREWORKS VIOLATIONS	33,230		25,200	58,430	25,000	33,430	58,430
22190 COMM CORR PERFORM INCENT FUND	1,897			1,897		1,897	1,897
24024 DA FAMILY - EXCESS REVENUE	2,060		700	2,760		2,760	2,760
24028 D.A.-FEDERAL FORFEITURE	12,690		1,500	14,190		14,190	14,190
24038 DA-COURT ORDERED PENALTIES	218,158	46,842	50,000	315,000	315,000		315,000
24039 HOPST PREPAREDNESS PRGM GRANT	184		98,290	98,474	98,110	364	98,474
24041 EMS WEEK - DONATIONS	433		130	563	500	63	563
24042 FIRE DEPT DONATIONS	13,625		600	14,225	10,000	4,225	14,225
24043 STATE FIRE	174,798	915,202	10,000	1,100,000	1,100,000		1,100,000

State Controller Schedules
County Budget Act
January 2010, revision #1

COUNTY OF KERN
Governmental Funds Summary
Fiscal Year 2013-14

Schedule 2

Fund Name	Total Financing Sources				Total Financing Uses		
	Fund Balance Available June 30, 2013	Decreases to Obligated Fund Balances	Additional Financing Sources	Total Financing Sources	Financing Uses	Increases to Obligated Fund Balances	Total Financing Uses
1	2	3	4	5	6	7	8
24044 FIRE-HAZARD REDUCTION	305,159	369,841	100,000	775,000	775,000		775,000
24047 FIRE-HELICOPTER OPERATIONS	228,609		393,000	621,609	560,000	61,609	621,609
24050 MOBILE FIRE KITCHEN	(4)		20	16		16	16
24057 INMATE WELF-SHER CORRECTION FC	560,144	212,626	3,330,000	4,102,770	4,102,770		4,102,770
24060 JUVENILE INMATE WELFARE	23,300		15,000	38,300	25,000	13,300	38,300
24066 KERN CO CHILDREN`S	376,417		209,636	586,053	485,426	100,627	586,053
24067 KERN COUNTY LIBRARY DONATIONS	35,726		96,000	131,726	25,000	106,726	131,726
24088 CORE AREA METRO BFLD IMP FEE	1,978,264		225,000	2,203,264	1,350,000	853,264	2,203,264
24089 METRO BFLD TRANSPORT IMP FEE	2,414,834	3,530,385	3,840,785	9,786,004	3,629,804	6,156,200	9,786,004
24091 ROSAMOND TRANSPORT IMP FEE	46,841			46,841		46,841	46,841
24095 BAKERSFIELD MITIGATION	86,215			86,215		86,215	86,215
24096 TEH TRANSP IMPACT FEE CORE	67			67		67	67
24097 TEH TRANSP IMPACT FEE NON-CORE	71,139			71,139		71,139	71,139
24105 JAMISON CENTER	92,403		16,000	108,403	100,000	8,403	108,403
24125 STRONG MOT INSTRUMENTATION	(177,586)	200,958	72,824	96,196	66,650	29,546	96,196
24126 TOBACCO EDUCATION CONTROL PROG	(37,690)		187,970	150,280	150,000	280	150,280
24137 VITAL & HEALTH STAT-HEALTH DPT	232	6,835	59,550	66,617	66,617		66,617
24138 VITAL & HEALTH STAT-RECORDER	(26,541)	28,341	60,000	61,800	61,800		61,800
24139 VITAL & HEALTH STAT-CO. CLERK	628	316	1,500	2,444	2,444		2,444
25120 PARCEL MAP IN-LIEU FEES	85,948	8,352	5,700	100,000	100,000		100,000
26000 ARRA AGING & ADULT (STIMULUS)	460		140	600	600		600
26006 ARRA ENERGY STIMULUS GRANT	9,934		1,066	11,000	11,000		11,000
TOTAL SPECIAL REVENUE FUNDS	**$ 111,650,872**	**$ 14,120,139**	**$ 1,007,183,242**	**$ 1,132,954,253**	**$ 1,083,801,873**	**$ 49,152,380**	**$ 1,132,954,253**

State Controller Schedules
County Budget Act
January 2010, revision #1

COUNTY OF KERN
Governmental Funds Summary
Fiscal Year 2013-14

Schedule 2

Fund Name	Total Financing Sources				Total Financing Uses		
	Fund Balance Available June 30, 2013	Decreases to Obligated Fund Balances	Additional Financing Sources	Total Financing Sources	Financing Uses	Increases to Obligated Fund Balances	Total Financing Uses
1	2	3	4	5	6	7	8
CAPITAL PROJECT FUNDS							
00004 ACO-GENERAL	$ 558,219	$	$ 73,000	$ 631,219	$	$ 631,219	$ 631,219
00012 ACO-STRUCTURAL FIRE	(1,276)		1,550	274		274	274
00155 SEVENTH STANDARD ROAD PROJ	23,276			23,276		23,276	23,276
00156 WHEELER RIDGE OVERPASS	(45,031)	45,031					
00220 7TH STANDARD WIDENING PROJECT	36,042			36,042		36,042	36,042
00221 2009 COP CAPITAL PROJECTS	15,755		2,106,107	2,121,862	2,106,107	15,755	2,121,862
00222 HAGEMAN ROAD SOG FUND	19,970			19,970		19,970	19,970
00225 AB900 PHASE II CONSTRUCTION FU			10,544,898	10,544,898		10,544,898	10,544,898
00235 TOBACCO SECUR PROCEEDS-CP FUND	2,152		1,000,000	1,002,152	1,000,000	2,152	1,002,152
40390 REXLAND ACRES SEWER IMPRVMNT	(599)	599					
TOTAL CAPITAL PROJECT FUNDS	**$ 608,508**	**$ 45,630**	**$ 13,725,555**	**$ 14,379,693**	**$ 3,106,107**	**$ 11,273,586**	**$ 14,379,693**
TOTAL GOVERNMENTAL FUNDS	**$ 176,470,467**	**$ 23,180,618**	**$ 1,735,130,311**	**$ 1,934,781,396**	**$ 1,861,009,072**	**$ 73,772,324**	**$ 1,934,781,396**
Appropriations Limit	**$ 992,394,242**						
Appropriations Subject to Limit	**$ 385,233,629**						
Arithmetic Results				COL 2+3+4 COL 5 = COL 8			COL 6+7 COL 5 = COL 8
Total Transferred From	SCH 3, COL 6	SCH 4, COL 4	SCH 5, COL 5		SCH 7, COL 5	SCH 4, COL 6	SCH 7, COL 5
Total Transferred to	SCH 1, COL 2	SCH 1, COL 3	SCH 1, COL 4	SCH 1, COL 5	SCH 1, COL 6	SCH 1, COL 7	SCH 1, COL 8

State Controller Schedules
County Budget Act
January 2010 Edition, revision #1

COUNTY OF KERN
Fund Balance - Governmental Funds
Fiscal Year 2013-14

Schedule 3

Fund Name	Total Fund Balance June 30, 2013 Actual	Less: Obligataed Fund Balances			Fund Balance Available June 30, 2013 Actual
		Encumbrances	Nonspendable/ Restricted/ Committed	Assigned	
1	2	3	4	5	6
GENERAL FUNDS					
00001 GENERAL	$ 184,358,677	$ 20,717,878	$ 55,074,038	$ 44,783,948	$ 63,782,813
00264 TAX LOSS RESERVE	53,760,636		8,101,374	45,230,988	428,274
TOTAL GENERAL FUNDS	**$ 238,119,313**	**$ 20,717,878**	**$ 63,175,412**	**$ 90,014,936**	**$ 64,211,087**
SPECIAL REVENUE FUNDS					
00007 ROAD	$ 33,735,514	$ 12,541,265	$ 1,094,181	$	$ 20,100,068
00011 STRUCTURAL FIRE	17,139,269	5,149,375	1,836,619		10,153,275
00120 BUILDING INSPECTION	13,700,459	685,973	5,850	8,988,892	4,019,744
00130 DEPT OF HUMAN SERVICES-ADMIN.	2,143,865	1,814,872	101,350		227,643
00140 HUMAN SERVICES-DIRECT FIN AID	8,392,586	625,332			7,767,254
00141 MENTAL HEALTH FUND	45,857,206	25,179,194	561,086		20,116,926
00145 AGING AND ADULT SERVICES	1,929,663	1,886	2,400		1,925,377
00160 WILDLIFE RESOURCES	24,303			18,049	6,254
00161 TIMBER HARVEST FUND	84,303			83,957	346
00162 GRAFFITI ABATEMENT	1,904			1,904	
00163 PROBATION DJJ REALIGNMENT FUND	678,014			987,272	(309,258)
00164 REAL ESTATE FRAUD	378,176			249,581	128,595
00165 LITTER CLEAN UP	2,647				2,647
00170 OFF HWY MV LIC	427,288			414,265	13,023
00171 PL LOC DRN-SHAL	10,900			3,944	6,956
00172 PL LOC DRN-BRUND	129,664			60,191	69,473
00173 PL LOC DRN-ORNGW	825,264			213,615	611,649
00174 PL LOC DRN-BRECK	35,447			8,091	27,356
00175 RANGE IMP SEC 15	60,705			38,336	22,369
00176 PL LOC DRN-OILDL	105,312			32,373	72,939

State Controller Schedules | **COUNTY OF KERN** | **Schedule 3**
County Budget Act | **Fund Balance - Governmental Funds**
January 2010 Edition, revision #1 | **Fiscal Year 2013-14**

Fund Name	Total Fund Balance June 30, 2013 Actual	Less: Obligataed Fund Balances			Fund Balance Available June 30, 2013 Actual
		Encumbrances	Nonspendable/ Restricted/ Committed	Assigned	
1	2	3	4	5	6
00177 RANGE IMP SEC 3	33,724			2,134	31,590
00179 PROBATION TRN FD	72,055			36,483	35,572
00180 DNA IDENTIFICATION	308,380			52,323	256,057
00181 LOCAL PUBLIC SAFETY	11,831,285				11,831,285
00182 SHER FAC TRNG FD	52,142				52,142
00183 KERN CO DEPT OF CHILD SUPPORT	826,477	3,003	47,500	1,015,861	(239,887)
00184 AUTOMATED FINGERPRINT FUND	1,316,593			1,102,711	213,882
00186 JUV JUST FAC TEMP CONST	8,355			8,213	142
00187 EMERGENCY MEDICAL SERVICES FND	1,032,086			826,257	205,829
00188 AUTOMATED CO WARRANT SYSTEM	11,675			16,229	(4,554)
00190 DOMESTIC VIOL PG	63,647			55,897	7,750
00191 CRIMINAL JUS FACILITIES CONST	1,961,661			2,557,245	(595,584)
00192 RECORDER	350,140	21,518	3,500		325,122
00194 RECORDER`S SSN TRUNCATION	395,930			353,362	42,568
00195 ALCOHOLISM PROG	20,165			14,313	5,852
00196 ALCOHOL ABUSE EDUCATION/PREV	79,746			83,883	(4,137)
00197 DRUG PROGRAM FUND	337,861			342,144	(4,283)
00198 RECORDERS MODERNIZATION FUND	2,596,563			1,043,541	1,553,022
00199 MICROGRAPHIC-RCD	215,103			118,159	96,944
00266 REDEMPTION SYSTEMS	2,774,986			2,812,907	(37,921)
00270 ABATEMENT COST	61,953				61,953
22010 COUNTY LOCAL REVENUE FUND 2011	5,900,869	708,342		1,089,518	4,103,009
22019 ADOPTION PREPAYMENT ANML CONTR	20,125				20,125
22021 ANIMAL CARE DONATIONS	55,059			39,750	15,309
22023 ANIMAL CARE	19,876			152	19,724
22024 ANIMAL CNTRL-FELINE CARCASSES	11,147				11,147

State Controller Schedules | **COUNTY OF KERN** | **Schedule 3**
County Budget Act | **Fund Balance - Governmental Funds**
January 2010 Edition, revision #1 | **Fiscal Year 2013-14**

Fund Name	Total Fund Balance June 30, 2013 Actual	Less: Obligataed Fund Balances			Fund Balance Available June 30, 2013 Actual
		Encumbrances	Nonspendable/ Restricted/ Committed	Assigned	
1	2	3	4	5	6
22027 STERILIZATION FUND	41,470			38,981	2,489
22036 BOARD OF TRADE-ADVERTISING	161,678			92,023	69,655
22042 GENERAL PLAN ADMIN SURCHARGE	1,267,085			526,926	740,159
22045 CO-WIDE CRIME PREV. P.C.1202.5	8,079			7,529	550
22064 D.A.-LOCAL FORFEITURE TRUST	642,608			296,651	345,957
22066 SOLID WASTE-LEA GRANT	35,002			30,528	4,474
22067 HEALTH-LOCAL OPTION	23,806			3,560	20,246
22068 HLTH-STATE L.U.S.T. PROG	3,550			650	2,900
22069 PUBLIC HEALTH MISCELLANEOUS	16,325			19,823	(3,498)
22073 HEALTH-MAA/TCM	94,172			68,931	25,241
22076 CHILD RESTRAINT LOANER PRG	155,413			83,327	72,086
22079 D. A. EQUIPMENT/AUTOMATION	500,020			249,390	250,630
22082 KCIRT				9	(9)
22085 MENTAL HEALTH SERVICES ACT	30,531,864			14,432,884	16,098,980
22086 MHSA PRUDENT RESERVE	12,333,460			12,648,838	(315,378)
22087 CRIMINALISTICS LABORATORIES	192,317			199,726	(7,409)
22097 ASSET FORFEITURE 15 PERCENT	9,776				9,776
22098 PROBATION ASSET FORFEITURE	68,451			56,823	11,628
22121 TRUCK 21 REPLACEMENT	3,535			3,516	19
22122 FIXED WING AIRCRAFT	52,361			51,516	845
22123 VEHICLE/APPARATUS	132,620			1,589	131,031
22125 HAZARDOUS WASTE SETTLEMNTS	894,441			849,671	44,770
22126 SHERIFF`S-RURAL CRIME	21			21	
22127 SHERIFF`S CAL-ID	3,360,287			2,330,153	1,030,134
22128 SHERIFF`S CIVIL SUBPOENAS	33,159			29,634	3,525
22129 KNET-SPC ASSET FORFEITURE REV	154,845			110,466	44,379

State Controller Schedules County Budget Act January 2010 Edition, revision #1	COUNTY OF KERN Fund Balance - Governmental Funds Fiscal Year 2013-14				Schedule 3
		Less: Obligataed Fund Balances			
Fund Name	Total Fund Balance June 30, 2013 Actual	Encumbrances	Nonspendable/ Restricted/ Committed	Assigned	Fund Balance Available June 30, 2013 Actual
1	2	3	4	5	6
22131 SHERIFF`S DRUG ABUSE GANG DIVR	228,881			234,699	(5,818)
22132 SHERIFF`S TRAINING	205			23,772	(23,567)
22133 SHERIFF-WORK RELEASE	24,100			109,088	(84,988)
22137 SHERIFF-STATE FORFEITURE	406,865			366,236	40,629
22138 SHERIFF`S CIVIL AUTOMATED	976,790			873,824	102,966
22140 SHERIFFS FIREARMS	63,823			61,251	2,572
22141 SHERIFF-JUDGEMENT DEBTORS FEE	817,429			718,467	98,962
22142 SHERIFF`S COMM RESOURCES	45,587			36,990	8,597
22143 SHERIFF`S VOLUNTEER SERV GRP	104,765			82,499	22,266
22144 SHER-CONTROLLED SUBTANCE	709,015			685,698	23,317
22153 BKFD PLANNED SEWER #1	2,253,901			1,629,784	624,117
22156 DIVCA LOCAL FRANCHISE FEE	824,691			278,691	546,000
22158 BKFD PLANNED SEWER #2	301,190			98,999	202,191
22160 SHERIFF`S CAL-MMET	13,024			13,036	(12)
22161 HIDTA-STATE ASSET FORFEIT	89,876			90,175	(299)
22162 CAL-MMET-STATE ASSET FORFEIT	800,119			679,846	120,273
22163 HIGH TECH EQUIPMENT	3,941			3,948	(7)
22164 BKFD PLANNED SEWER #3	4,463			457	4,006
22166 BKFD PLANNED SEWER #4	70,231			8,629	61,602
22167 BKFD PLANNED SEWER #5	78,016			14,954	63,062
22173 CO PLANNED SEWER AREA A	35,378			17,305	18,073
22176 HEALTH-BIO TERRORISM GRANT	8,090			47,669	(39,579)
22177 CO PLANNED SEWER AREA B	1,416			222	1,194
22184 CSA #71 SEPTIC ABANDONMENT	975,093			324,204	650,889
22185 WRAPAROUND SAVINGS	3,908,918			2,811,927	1,096,991
22187 RECORDERS ELECTRONIC RECORDING	341,011			303,624	37,387

State Controller Schedules County Budget Act January 2010 Edition, revision #1	COUNTY OF KERN Fund Balance - Governmental Funds Fiscal Year 2013-14				Schedule 3
		Less: Obligataed Fund Balances			
Fund Name	Total Fund Balance June 30, 2013 Actual	Encumbrances	Nonspendable/ Restricted/ Committed	Assigned	Fund Balance Available June 30, 2013 Actual
1	2	3	4	5	6
22188 FIREWORKS VIOLATIONS	78,509			45,279	33,230
22190 COMM CORR PERFORM INCENT FUND	16,748			14,851	1,897
24024 DA FAMILY - EXCESS REVENUE				(2,060)	2,060
24028 D.A.-FEDERAL FORFEITURE	105,267			92,577	12,690
24038 DA-COURT ORDERED PENALTIES	1,641,379			1,423,221	218,158
24039 HOPST PREPAREDNESS PRGM GRANT	1,056			872	184
24041 EMS WEEK - DONATIONS	23,868			23,435	433
24042 FIRE DEPT DONATIONS	79,775			66,150	13,625
24043 STATE FIRE	3,206,791			3,031,993	174,798
24044 FIRE-HAZARD REDUCTION	837,735			532,576	305,159
24047 FIRE-HELICOPTER OPERATIONS	790,004			561,395	228,609
24050 MOBILE FIRE KITCHEN	2,935			2,939	(4)
24057 INMATE WELF-SHER CORRECTION FC	5,664,209			5,104,065	560,144
24060 JUVENILE INMATE WELFARE	200,786			177,486	23,300
24066 KERN CO CHILDREN`S	609,864			233,447	376,417
24067 KERN COUNTY LIBRARY DONATIONS	530,706			494,980	35,726
24088 CORE AREA METRO BFLD IMP FEE	3,177,024			1,198,760	1,978,264
24089 METRO BFLD TRANSPORT IMP FEE	12,962,077			10,547,243	2,414,834
24091 ROSAMOND TRANSPORT IMP FEE	473,675			426,834	46,841
24095 BAKERSFIELD MITIGATION	1,176,197			1,089,982	86,215
24096 TEH TRANSP IMPACT FEE CORE	12,214			12,147	67
24097 TEH TRANSP IMPACT FEE NON-CORE	1,287,956			1,216,817	71,139
24105 JAMISON CENTER	218,052			125,649	92,403
24125 STRONG MOT INSTRUMENTATION	107,606			285,192	(177,586)
24126 TOBACCO EDUCATION CONTROL PROG	(16,063)			21,627	(37,690)
24137 VITAL & HEALTH STAT-HEALTH DPT	83,827			83,595	232

State Controller Schedules County Budget Act January 2010 Edition, revision #1	COUNTY OF KERN Fund Balance - Governmental Funds Fiscal Year 2013-14	Schedule 3

Fund Name	Total Fund Balance June 30, 2013 Actual	Less: Obligataed Fund Balances			Fund Balance Available June 30, 2013 Actual
		Encumbrances	Nonspendable/ Restricted/ Committed	Assigned	
1	2	3	4	5	6
24138 VITAL & HEALTH STAT-RECORDER	343,385			369,926	(26,541)
24139 VITAL & HEALTH STAT-CO. CLERK	1,208			580	628
24300 OILDALE REVITALIZATION FUND	8,420			8,420	
25120 PARCEL MAP IN-LIEU FEES	441,235	25,120		330,167	85,948
26000 ARRA AGING & ADULT (STIMULUS)	460				460
26006 ARRA ENERGY STIMULUS GRANT	9,934				9,934
TOTAL SPECIAL REVENUE FUNDS	**$ 253,900,094**	**$ 46,755,880**	**$ 3,652,486**	**$ 91,840,856**	**$ 111,650,872**
CAPITAL PROJECT FUNDS					
00004 ACO-GENERAL	$ 16,151,580	$	$ 4,757,194	$ 10,836,167	$ 558,219
00012 ACO-STRUCTURAL FIRE	272,945			274,221	(1,276)
00155 SEVENTH STANDARD ROAD PROJ	1,139,450			1,116,174	23,276
00156 WHEELER RIDGE OVERPASS				45,031	(45,031)
00220 7TH STANDARD WIDENING PROJECT	1,578,204	1,415,336		126,826	36,042
00221 2009 COP CAPITAL PROJECTS	304,820	217,747		71,318	15,755
00222 HAGEMAN ROAD SOG FUND	1,450,493	1,359,588		70,935	19,970
00225 AB900 PHASE II CONSTRUCTION FU	10,611,795	8,561,795		2,050,000	
00235 TOBACCO SECUR PROCEEDS-CP FUND	35,160,470			35,158,318	2,152
40390 REXLAND ACRES SEWER IMPRVMNT	102,446			103,045	(599)
TOTAL CAPITAL PROJECT FUNDS	**$ 66,772,203**	**$ 11,554,466**	**$ 4,757,194**	**$ 49,852,035**	**$ 608,508**
TOTAL GOVERNMENTAL FUNDS	**$ 558,791,610**	**$ 79,028,224**	**$ 71,585,092**	**$ 231,707,827**	**$ 176,470,467**
Arithmetic Results					COL 2-3-4-5
Total Transferred From			COL 4+5 =	COL 4+5 =	
Total Transferred To					SCH 2,COL 2

State Controller Schedules
County Budget Act
January 2010 Edition, revision #1

COUNTY OF KERN
Obligated Fund Balances - By Governmental Funds
Fiscal Year 2013-14

Schedule 4

Description	Obligated Fund Balances	Decreases or Cancellations		Increases or New		Total Obligated
		CAO Recommended	Adopted by the Board of Supervisors	CAO Recommended	Adopted by the Board of Supervisors	
1	2	3	4	5	6	7
GENERAL FUND						
00001 GENERAL						
2134 RESERVE-GENERAL	$ 40,000,000	$	$	$	$	$ 40,000,000
2136 RESERVE-TAX LITIGATION	10,079,614	4,500,000	4,500,000			5,579,614
2150 DESIG-HUMAN SERVICES	15,454,000					15,454,000
2152 DESIG-RENEWBIZ		271,000	271,000	1,113,307	1,113,307	842,307
2153 DESIG-BLIGHT REMEDIATION				1,200,000	1,200,000	1,200,000
2155 DESIG-RETIREMENT	14,587,478					14,587,478
2156 DESIG-INFRASTRUCTURE REPLACMNT	6,300,000	3,982,852	3,982,852	4,436,110	3,202,010	5,519,158
2157 DESIGN-EH PROGRAM ENHANCEMENTS	348,944	260,997	260,997	285,717	285,717	373,664
2159 Designation - ITS Building					617,050	617,050
2171 DESIG-KCMF CAPITAL PROJECTS	750,000					750,000
2178 DESIG-KMC WORKING CAPITAL	6,000,000			4,000,000	4,000,000	10,000,000
2179 DESIG-INFO TECHNOLOGY PROJECTS	366,319					366,319
2180 DESIG-SHERIFFS AIRCRAFT	977,207					977,207
2360 FUND BALANCE UNAVAILABLE	4,994,424					4,994,424
TOTAL 00001 GENERAL	**$ 99,857,986**	**$ 9,014,849**	**$ 9,014,849**	**$ 11,035,134**	**$ 10,418,084**	**$ 101,261,221**
00264 TAX LOSS RESERVE						
2131 RESERVE-1% TEETER PLAN	$ 8,101,374	$	$	$ 1,566,051	$ 1,566,051	$ 9,667,425
2173 DESIG-GENERAL	45,230,988			1,362,223	1,362,223	46,593,211
TOTAL 00264 TAX LOSS RESERVE	**$ 53,332,362**	**$**	**$**	**$ 2,928,274**	**$ 2,928,274**	**$ 56,260,636**
TOTAL GENERAL FUNDS	**$ 153,190,348**	**$ 9,014,849**	**$ 9,014,849**	**$ 13,963,408**	**$ 13,346,358**	**$ 157,521,857**
SPECIAL REVENUE FUND						
00007 ROAD						
2173 DESIG-GENERAL	$	$	$	$ 1,157,738	$ 1,157,738	$ 1,157,738
2360 FUND BALANCE UNAVAILABLE	1,094,181					1,094,181
TOTAL 00007 ROAD	**$ 1,094,181**	**$**	**$**	**$ 1,157,738**	**$ 1,157,738**	**$ 2,251,919**
00011 STRUCTURAL FIRE						

State Controller Schedules | **COUNTY OF KERN** | **Schedule 4**
County Budget Act | **Obligated Fund Balances - By Governmental Funds**
January 2010 Edition, revision #1 | **Fiscal Year 2013-14**

Description	Obligated Fund Balances	Decreases or Cancellations		Increases or New		Total Obligated
		CAO Recommended	Adopted by the Board of Supervisors	CAO Recommended	Adopted by the Board of Supervisors	
1	2	3	4	5	6	7
2136 RESERVE-TAX LITIGATION	$ 831,846	$	$	$ 968,154	$ 968,154	$ 1,800,000
2156 DESIG-INFRASTRUCTURE REPLACMNT				483,318	483,318	483,318
2198 DESIG-CAPITAL PROJECTS				1,883,299	1,883,299	1,883,299
2360 FUND BALANCE UNAVAILABLE	1,004,773					1,004,773
TOTAL 00011 STRUCTURAL FIRE	**$ 1,836,619**	**$**	**$**	**$ 3,334,771**	**$ 3,334,771**	**$ 5,171,390**
00120 BUILDING INSPECTION						
2173 DESIG-GENERAL	$ 8,988,892	$ 598,941	$ 598,941	$ 813,749	$ 813,749	$ 9,203,700
2360 FUND BALANCE UNAVAILABLE	5,850					5,850
TOTAL 00120 BUILDING INSPECTION	**$ 8,994,742**	**$ 598,941**	**$ 598,941**	**$ 813,749**	**$ 813,749**	**$ 9,209,550**
00130 DEPT OF HUMAN SERVICES-ADMIN.						
2360 FUND BALANCE UNAVAILABLE	$ 101,350	$	$	$	$	$ 101,350
TOTAL 00130 DEPT OF HUMAN SERVICES-ADMIN.	**$ 101,350**	**$**	**$**	**$**	**$**	**$ 101,350**
00141 MENTAL HEALTH FUND						
2173 DESIG-GENERAL	$	$	$	$ 9,884,109	$ 9,884,109	$ 9,884,109
2360 FUND BALANCE UNAVAILABLE	561,086					561,086
TOTAL 00141 MENTAL HEALTH FUND	**$ 561,086**	**$**	**$**	**$ 9,884,109**	**$ 9,884,109**	**$ 10,445,195**
00145 AGING AND ADULT SERVICES						
2173 DESIG-GENERAL	$	$	$	$ 1,681,674	$ 1,681,674	$ 1,681,674
2360 FUND BALANCE UNAVAILABLE	2,400					2,400
TOTAL 00145 AGING AND ADULT SERVICES	**$ 2,400**	**$**	**$**	**$ 1,681,674**	**$ 1,681,674**	**$ 1,684,074**
00160 WILDLIFE RESOURCES						
2173 DESIG-GENERAL	$ 18,049	$ 3,795	$ 3,795	$	$	$ 14,254
TOTAL 00160 WILDLIFE RESOURCES	**$ 18,049**	**$ 3,795**	**$ 3,795**	**$**	**$**	**$ 14,254**
00161 TIMBER HARVEST FUND						
2173 DESIG-GENERAL	$ 83,957	$ 64,614	$ 64,614	$	$	$ 19,343
TOTAL 00161 TIMBER HARVEST FUND	**$ 83,957**	**$ 64,614**	**$ 64,614**	**$**	**$**	**$ 19,343**
00162 GRAFFITI ABATEMENT						
2173 DESIG-GENERAL	$ 1,904	$	$	$	$	$ 1,904
TOTAL 00162 GRAFFITI ABATEMENT	**$ 1,904**	**$**	**$**	**$**	**$**	**$ 1,904**

State Controller Schedules
County Budget Act
January 2010 Edition, revision #1

COUNTY OF KERN
Obligated Fund Balances - By Governmental Funds
Fiscal Year 2013-14

Schedule 4

Description	Obligated Fund Balances	Decreases or Cancellations		Increases or New		Total Obligated
		CAO Recommended	Adopted by the Board of Supervisors	CAO Recommended	Adopted by the Board of Supervisors	
1	2	3	4	5	6	7
00163 PROBATION DJJ REALIGNMENT FUND						
2173 DESIG-GENERAL	$ 987,272	$ 309,258	$ 309,258	$	$	$ 678,014
TOTAL 00163 PROBATION DJJ REALIGNMENT FUND	**$ 987,272**	**$ 309,258**	**$ 309,258**	**$**	**$**	**$ 678,014**
00164 REAL ESTATE FRAUD						
2173 DESIG-GENERAL	$ 249,581	$ 74,405	$ 74,405	$	$	$ 175,176
TOTAL 00164 REAL ESTATE FRAUD	**$ 249,581**	**$ 74,405**	**$ 74,405**	**$**	**$**	**$ 175,176**
00165 LITTER CLEAN UP						
2173 DESIG-GENERAL	$	$	$	$ 2,647	$ 2,647	$ 2,647
TOTAL 00165 LITTER CLEAN UP	**$**	**$**	**$**	**$ 2,647**	**$ 2,647**	**$ 2,647**
00170 OFF HWY MV LIC						
2173 DESIG-GENERAL	$ 414,265	$ 107,394	$ 107,394	$	$	$ 306,871
TOTAL 00170 OFF HWY MV LIC	**$ 414,265**	**$ 107,394**	**$ 107,394**	**$**	**$**	**$ 306,871**
00171 PL LOC DRN-SHAL						
2156 DESIG-INFRASTRUCTURE REPLACMNT	$	$	$	$ 9,502	$ 9,502	$ 9,502
2173 DESIG-GENERAL	3,944	2,987	2,987			957
TOTAL 00171 PL LOC DRN-SHAL	**$ 3,944**	**$ 2,987**	**$ 2,987**	**$ 9,502**	**$ 9,502**	**$ 10,459**
00172 PL LOC DRN-BRUND						
2156 DESIG-INFRASTRUCTURE REPLACMNT	$	$	$	$ 129,021	$ 129,021	$ 129,021
2173 DESIG-GENERAL	60,191	59,345	59,345			846
TOTAL 00172 PL LOC DRN-BRUND	**$ 60,191**	**$ 59,345**	**$ 59,345**	**$ 129,021**	**$ 129,021**	**$ 129,867**
00173 PL LOC DRN-ORNGW						
2156 DESIG-INFRASTRUCTURE REPLACMNT	$	$	$	$ 828,131	$ 828,131	$ 828,131
2173 DESIG-GENERAL	213,615	212,506	212,506			1,109
TOTAL 00173 PL LOC DRN-ORNGW	**$ 213,615**	**$ 212,506**	**$ 212,506**	**$ 828,131**	**$ 828,131**	**$ 829,240**
00174 PL LOC DRN-BRECK						
2156 DESIG-INFRASTRUCTURE REPLACMNT	$	$	$	$ 34,006	$ 34,006	$ 34,006
2173 DESIG-GENERAL	8,091	6,958	6,958			1,133
TOTAL 00174 PL LOC DRN-BRECK	**$ 8,091**	**$ 6,958**	**$ 6,958**	**$ 34,006**	**$ 34,006**	**$ 35,139**
00175 RANGE IMP SEC 15						

State Controller Schedules
County Budget Act
January 2010 Edition, revision #1

COUNTY OF KERN
Obligated Fund Balances - By Governmental Funds
Fiscal Year 2013-14

Schedule 4

Description	Obligated Fund Balances	Decreases or Cancellations		Increases or New		Total Obligated
		CAO Recommended	Adopted by the Board of Supervisors	CAO Recommended	Adopted by the Board of Supervisors	
1	2	3	4	5	6	7
2173 DESIG-GENERAL	$ 38,336	$	$	$ 24,372	$ 24,372	$ 62,708
TOTAL 00175 RANGE IMP SEC 15	**$ 38,336**	**$**	**$**	**$ 24,372**	**$ 24,372**	**$ 62,708**
00176 PL LOC DRN-OILDL						
2156 DESIG-INFRASTRUCTURE REPLACMNT	$	$	$	$ 104,016	$ 104,016	$ 104,016
2173 DESIG-GENERAL	32,373	31,006	31,006			1,367
TOTAL 00176 PL LOC DRN-OILDL	**$ 32,373**	**$ 31,006**	**$ 31,006**	**$ 104,016**	**$ 104,016**	**$ 105,383**
00177 RANGE IMP SEC 3						
2173 DESIG-GENERAL	$ 2,134	$	$	$ 31,127	$ 31,127	$ 33,261
TOTAL 00177 RANGE IMP SEC 3	**$ 2,134**	**$**	**$**	**$ 31,127**	**$ 31,127**	**$ 33,261**
00179 PROBATION TRN FD						
2173 DESIG-GENERAL	$ 36,483	$	$	$ 35,572	$ 35,572	$ 72,055
TOTAL 00179 PROBATION TRN FD	**$ 36,483**	**$**	**$**	**$ 35,572**	**$ 35,572**	**$ 72,055**
00180 DNA IDENTIFICATION						
2173 DESIG-GENERAL	$ 52,323	$	$	$ 106,057	$ 106,057	$ 158,380
TOTAL 00180 DNA IDENTIFICATION	**$ 52,323**	**$**	**$**	**$ 106,057**	**$ 106,057**	**$ 158,380**
00182 SHER FAC TRNG FD						
2173 DESIG-GENERAL	$	$	$	$ 52,142	$ 52,142	$ 52,142
TOTAL 00182 SHER FAC TRNG FD	**$**	**$**	**$**	**$ 52,142**	**$ 52,142**	**$ 52,142**
00183 KERN CO DEPT OF CHILD SUPPORT						
2173 DESIG-GENERAL	$ 1,015,861	$ 239,887	$ 239,887	$	$	$ 775,974
2360 FUND BALANCE UNAVAILABLE	47,500					47,500
TOTAL 00183 KERN CO DEPT OF CHILD SUPPORT	**$ 1,063,361**	**$ 239,887**	**$ 239,887**	**$**	**$**	**$ 823,474**
00184 AUTOMATED FINGERPRINT FUND						
2173 DESIG-GENERAL	$ 1,102,711	$ 358,118	$ 358,118	$	$	$ 744,593
TOTAL 00184 AUTOMATED FINGERPRINT FUND	**$ 1,102,711**	**$ 358,118**	**$ 358,118**	**$**	**$**	**$ 744,593**
00186 JUV JUST FAC TEMP CONST						
2173 DESIG-GENERAL	$ 8,213	$	$	$ 292	$ 292	$ 8,505
TOTAL 00186 JUV JUST FAC TEMP CONST	**$ 8,213**	**$**	**$**	**$ 292**	**$ 292**	**$ 8,505**
00187 EMERGENCY MEDICAL SERVICES FND						

State Controller Schedules
County Budget Act
January 2010 Edition, revision #1

COUNTY OF KERN
Obligated Fund Balances - By Governmental Funds
Fiscal Year 2013-14

Schedule 4

Description	Obligated Fund Balances	Decreases or Cancellations		Increases or New		Total Obligated
		CAO Recommended	Adopted by the Board of Supervisors	CAO Recommended	Adopted by the Board of Supervisors	
1	2	3	4	5	6	7
2173 DESIG-GENERAL	$ 826,257	$	$	$ 205,829	$ 205,829	$ 1,032,086
TOTAL 00187 EMERGENCY MEDICAL SERVICES FND	**$ 826,257**	**$**	**$**	**$ 205,829**	**$ 205,829**	**$ 1,032,086**
00188 AUTOMATED CO WARRANT SYSTEM						
2173 DESIG-GENERAL	$ 16,229	$ 4,554	$ 4,554	$	$	$ 11,675
TOTAL 00188 AUTOMATED CO WARRANT SYSTEM	**$ 16,229**	**$ 4,554**	**$ 4,554**	**$**	**$**	**$ 11,675**
00190 DOMESTIC VIOL PG						
2173 DESIG-GENERAL	$ 55,897	$ 1,250	$ 1,250	$	$	$ 54,647
TOTAL 00190 DOMESTIC VIOL PG	**$ 55,897**	**$ 1,250**	**$ 1,250**	**$**	**$**	**$ 54,647**
00191 CRIMINAL JUS FACILITIES CONST						
2173 DESIG-GENERAL	$ 2,557,245	$ 1,317,133	$ 1,317,133	$	$	$ 1,240,112
TOTAL 00191 CRIMINAL JUS FACILITIES CONST	**$ 2,557,245**	**$ 1,317,133**	**$ 1,317,133**	**$**	**$**	**$ 1,240,112**
00192 RECORDER						
2360 FUND BALANCE UNAVAILABLE	$ 3,500	$	$	$	$	$ 3,500
TOTAL 00192 RECORDER	**$ 3,500**	**$**	**$**	**$**	**$**	**$ 3,500**
00194 RECORDER`S SSN TRUNCATION						
2173 DESIG-GENERAL	$ 353,362	$ 14,952	$ 14,952	$	$	$ 338,410
TOTAL 00194 RECORDER`S SSN TRUNCATION	**$ 353,362**	**$ 14,952**	**$ 14,952**	**$**	**$**	**$ 338,410**
00195 ALCOHOLISM PROG						
2173 DESIG-GENERAL	$ 14,313	$	$	$ 5,852	$ 5,852	$ 20,165
TOTAL 00195 ALCOHOLISM PROG	**$ 14,313**	**$**	**$**	**$ 5,852**	**$ 5,852**	**$ 20,165**
00196 ALCOHOL ABUSE EDUCATION/PREV						
2173 DESIG-GENERAL	$ 83,883	$ 4,137	$ 4,137	$	$	$ 79,746
TOTAL 00196 ALCOHOL ABUSE EDUCATION/PREV	**$ 83,883**	**$ 4,137**	**$ 4,137**	**$**	**$**	**$ 79,746**
00197 DRUG PROGRAM FUND						
2173 DESIG-GENERAL	$ 342,144	$ 137,913	$ 137,913	$	$	$ 204,231
TOTAL 00197 DRUG PROGRAM FUND	**$ 342,144**	**$ 137,913**	**$ 137,913**	**$**	**$**	**$ 204,231**
00198 RECORDERS MODERNIZATION FUND						
2173 DESIG-GENERAL	$ 1,043,541	$	$	$ 1,128,641	$ 1,128,641	$ 2,172,182
TOTAL 00198 RECORDERS MODERNIZATION FUND	**$ 1,043,541**	**$**	**$**	**$ 1,128,641**	**$ 1,128,641**	**$ 2,172,182**

State Controller Schedules
County Budget Act
January 2010 Edition, revision #1

COUNTY OF KERN
Obligated Fund Balances - By Governmental Funds
Fiscal Year 2013-14

Schedule 4

Description	Obligated Fund Balances	Decreases or Cancellations		Increases or New		Total Obligated
		CAO Recommended	Adopted by the Board of Supervisors	CAO Recommended	Adopted by the Board of Supervisors	
1	2	3	4	5	6	7
00199 MICROGRAPHIC-RCD						
2173 DESIG-GENERAL	$ 118,159	$ 19,916	$ 19,916	$	$	$ 98,243
TOTAL 00199 MICROGRAPHIC-RCD	**$ 118,159**	**$ 19,916**	**$ 19,916**	**$**	**$**	**$ 98,243**
00266 REDEMPTION SYSTEMS						
2173 DESIG-GENERAL	$ 2,812,907	$ 452,100	$ 452,100	$	$	$ 2,360,807
TOTAL 00266 REDEMPTION SYSTEMS	**$ 2,812,907**	**$ 452,100**	**$ 452,100**	**$**	**$**	**$ 2,360,807**
00270 ABATEMENT COST						
2173 DESIG-GENERAL	$	$	$	$ 13,660	$ 13,660	$ 13,660
TOTAL 00270 ABATEMENT COST	**$**	**$**	**$**	**$ 13,660**	**$ 13,660**	**$ 13,660**
22010 COUNTY LOCAL REVENUE FUND 2011						
2173 DESIG-GENERAL	$ 1,089,518	$ 219,201	$ 219,201	$	$	$ 870,317
TOTAL 22010 COUNTY LOCAL REVENUE FUND 2011	**$ 1,089,518**	**$ 219,201**	**$ 219,201**	**$**	**$**	**$ 870,317**
22021 ANIMAL CARE DONATIONS						
2173 DESIG-GENERAL	$ 39,750	$ 39,750	$ 39,750	$	$	$
TOTAL 22021 ANIMAL CARE DONATIONS	**$ 39,750**	**$ 39,750**	**$ 39,750**	**$**	**$**	**$**
22023 ANIMAL CARE						
2173 DESIG-GENERAL	$ 152	$ 152	$ 152	$	$	$
TOTAL 22023 ANIMAL CARE	**$ 152**	**$ 152**	**$ 152**	**$**	**$**	**$**
22027 STERILIZATION FUND						
2173 DESIG-GENERAL	$ 38,981	$	$	$ 2,849	$ 2,849	$ 41,830
TOTAL 22027 STERILIZATION FUND	**$ 38,981**	**$**	**$**	**$ 2,849**	**$ 2,849**	**$ 41,830**
22036 BOARD OF TRADE-ADVERTISING						
2173 DESIG-GENERAL	$ 92,023	$	$	$ 69,655	$ 69,655	$ 161,678
TOTAL 22036 BOARD OF TRADE-ADVERTISING	**$ 92,023**	**$**	**$**	**$ 69,655**	**$ 69,655**	**$ 161,678**
22042 GENERAL PLAN ADMIN SURCHARGE						
2173 DESIG-GENERAL	$ 526,926	$	$	$ 56,205	$ 56,205	$ 583,131
TOTAL 22042 GENERAL PLAN ADMIN SURCHARGE	**$ 526,926**	**$**	**$**	**$ 56,205**	**$ 56,205**	**$ 583,131**
22045 CO-WIDE CRIME PREV. P.C.1202.5						
2173 DESIG-GENERAL	$ 7,529	$	$	$ 550	$ 550	$ 8,079

State Controller Schedules
County Budget Act
January 2010 Edition, revision #1

COUNTY OF KERN
Obligated Fund Balances - By Governmental Funds
Fiscal Year 2013-14

Schedule 4

Description	Obligated Fund Balances	Decreases or Cancellations		Increases or New		Total Obligated
		CAO Recommended	Adopted by the Board of Supervisors	CAO Recommended	Adopted by the Board of Supervisors	
1	2	3	4	5	6	7
TOTAL 22045 CO-WIDE CRIME PREV. P.C.1202.5	**$ 7,529**	**$**	**$**	**$ 550**	**$ 550**	**$ 8,079**
22064 D.A.-LOCAL FORFEITURE TRUST						
2173 DESIG-GENERAL	$ 296,651	$	$	$ 95,957	$ 95,957	$ 392,608
TOTAL 22064 D.A.-LOCAL FORFEITURE TRUST	**$ 296,651**	**$**	**$**	**$ 95,957**	**$ 95,957**	**$ 392,608**
22066 SOLID WASTE-LEA GRANT						
2173 DESIG-GENERAL	$ 30,528	$ 26,861	$ 26,861	$	$	$ 3,667
TOTAL 22066 SOLID WASTE-LEA GRANT	**$ 30,528**	**$ 26,861**	**$ 26,861**	**$**	**$**	**$ 3,667**
22067 HEALTH-LOCAL OPTION						
2173 DESIG-GENERAL	$ 3,560	$	$	$ 20,246	$ 20,246	$ 23,806
TOTAL 22067 HEALTH-LOCAL OPTION	**$ 3,560**	**$**	**$**	**$ 20,246**	**$ 20,246**	**$ 23,806**
22068 HLTH-STATE L.U.S.T. PROG						
2173 DESIG-GENERAL	$ 650	$ 650	$ 650	$	$	$
TOTAL 22068 HLTH-STATE L.U.S.T. PROG	**$ 650**	**$ 650**	**$ 650**	**$**	**$**	**$**
22069 PUBLIC HEALTH MISCELLANEOUS						
2173 DESIG-GENERAL	$ 19,823	$ 3,498	$ 3,498	$	$	$ 16,325
TOTAL 22069 PUBLIC HEALTH MISCELLANEOUS	**$ 19,823**	**$ 3,498**	**$ 3,498**	**$**	**$**	**$ 16,325**
22073 HEALTH-MAA/TCM						
2173 DESIG-GENERAL	$ 68,931	$	$	$ 25,241	$ 25,241	$ 94,172
TOTAL 22073 HEALTH-MAA/TCM	**$ 68,931**	**$**	**$**	**$ 25,241**	**$ 25,241**	**$ 94,172**
22076 CHILD RESTRAINT LOANER PRG						
2173 DESIG-GENERAL	$ 83,327	$	$	$ 7,241	$ 7,241	$ 90,568
TOTAL 22076 CHILD RESTRAINT LOANER PRG	**$ 83,327**	**$**	**$**	**$ 7,241**	**$ 7,241**	**$ 90,568**
22079 D. A. EQUIPMENT/AUTOMATION						
2173 DESIG-GENERAL	$ 249,390	$	$	$ 169,130	$ 169,130	$ 418,520
TOTAL 22079 D. A. EQUIPMENT/AUTOMATION	**$ 249,390**	**$**	**$**	**$ 169,130**	**$ 169,130**	**$ 418,520**
22082 KCIRT						
2173 DESIG-GENERAL	$ 9	$ 9	$ 9	$	$	$
TOTAL 22082 KCIRT	**$ 9**	**$ 9**	**$ 9**	**$**	**$**	**$**
22085 MENTAL HEALTH SERVICES ACT						

State Controller Schedules | **COUNTY OF KERN** | **Schedule 4**
County Budget Act | **Obligated Fund Balances - By Governmental Funds**
January 2010 Edition, revision #1 | **Fiscal Year 2013-14**

Description	Obligated Fund Balances	Decreases or Cancellations		Increases or New		Total Obligated
		CAO Recommended	Adopted by the Board of Supervisors	CAO Recommended	Adopted by the Board of Supervisors	
1	2	3	4	5	6	7
2173 DESIG-GENERAL	$ 14,432,884	$	$	$ 16,025,081	$ 16,025,081	$ 30,457,965
TOTAL 22085 MENTAL HEALTH SERVICES ACT	**$ 14,432,884**	**$**	**$**	**$ 16,025,081**	**$ 16,025,081**	**$ 30,457,965**
22086 MHSA PRUDENT RESERVE						
2173 DESIG-GENERAL	$ 12,648,838	$ 315,378	$ 315,378	$	$	$ 12,333,460
TOTAL 22086 MHSA PRUDENT RESERVE	**$ 12,648,838**	**$ 315,378**	**$ 315,378**	**$**	**$**	**$ 12,333,460**
22087 CRIMINALISTICS LABORATORIES						
2173 DESIG-GENERAL	$ 199,726	$ 85,409	$ 85,409	$	$	$ 114,317
TOTAL 22087 CRIMINALISTICS LABORATORIES	**$ 199,726**	**$ 85,409**	**$ 85,409**	**$**	**$**	**$ 114,317**
22097 ASSET FORFEITURE 15 PERCENT						
2173 DESIG-GENERAL	$	$	$	$ 9,776	$ 9,776	$ 9,776
TOTAL 22097 ASSET FORFEITURE 15 PERCENT	**$**	**$**	**$**	**$ 9,776**	**$ 9,776**	**$ 9,776**
22098 PROBATION ASSET FORFEITURE						
2173 DESIG-GENERAL	$ 56,823	$	$	$ 12,028	$ 12,028	$ 68,851
TOTAL 22098 PROBATION ASSET FORFEITURE	**$ 56,823**	**$**	**$**	**$ 12,028**	**$ 12,028**	**$ 68,851**
22121 TRUCK 21 REPLACEMENT						
2173 DESIG-GENERAL	$ 3,516	$	$	$ 39	$ 39	$ 3,555
TOTAL 22121 TRUCK 21 REPLACEMENT	**$ 3,516**	**$**	**$**	**$ 39**	**$ 39**	**$ 3,555**
22122 FIXED WING AIRCRAFT						
2173 DESIG-GENERAL	$ 51,516	$ 50,655	$ 50,655	$	$	$ 861
TOTAL 22122 FIXED WING AIRCRAFT	**$ 51,516**	**$ 50,655**	**$ 50,655**	**$**	**$**	**$ 861**
22123 VEHICLE/APPARATUS						
2173 DESIG-GENERAL	$ 1,589	$	$	$ 131,031	$ 131,031	$ 132,620
TOTAL 22123 VEHICLE/APPARATUS	**$ 1,589**	**$**	**$**	**$ 131,031**	**$ 131,031**	**$ 132,620**
22125 HAZARDOUS WASTE SETTLEMNTS						
2173 DESIG-GENERAL	$ 849,671	$	$	$ 39,770	$ 39,770	$ 889,441
TOTAL 22125 HAZARDOUS WASTE SETTLEMNTS	**$ 849,671**	**$**	**$**	**$ 39,770**	**$ 39,770**	**$ 889,441**
22126 SHERIFF`S-RURAL CRIME						
2173 DESIG-GENERAL	$ 21	$	$	$ 1	$ 1	$ 22
TOTAL 22126 SHERIFF`S-RURAL CRIME	**$ 21**	**$**	**$**	**$ 01**	**$ 01**	**$ 22**

State Controller Schedules | **COUNTY OF KERN** | **Schedule 4**
County Budget Act | **Obligated Fund Balances - By Governmental Funds**
January 2010 Edition, revision #1 | **Fiscal Year 2013-14**

Description	Obligated Fund Balances	Decreases or Cancellations		Increases or New		Total Obligated
		CAO Recommended	Adopted by the Board of Supervisors	CAO Recommended	Adopted by the Board of Supervisors	
1	2	3	4	5	6	7
22127 SHERIFF`S CAL-ID						
2173 DESIG-GENERAL	$ 2,330,153	$	$	$ 702,670	$ 702,670	$ 3,032,823
TOTAL 22127 SHERIFF`S CAL-ID	**$ 2,330,153**	**$**	**$**	**$ 702,670**	**$ 702,670**	**$ 3,032,823**
22128 SHERIFF`S CIVIL SUBPOENAS						
2173 DESIG-GENERAL	$ 29,634	$	$	$ 12,525	$ 12,525	$ 42,159
TOTAL 22128 SHERIFF`S CIVIL SUBPOENAS	**$ 29,634**	**$**	**$**	**$ 12,525**	**$ 12,525**	**$ 42,159**
22129 KNET-SPC ASSET FORFEITURE REV						
2173 DESIG-GENERAL	$ 110,466	$	$	$ 65,079	$ 65,079	$ 175,545
TOTAL 22129 KNET-SPC ASSET FORFEITURE REV	**$ 110,466**	**$**	**$**	**$ 65,079**	**$ 65,079**	**$ 175,545**
22131 SHERIFF`S DRUG ABUSE GANG DIVR						
2173 DESIG-GENERAL	$ 234,699	$ 37,918	$ 37,918	$	$	$ 196,781
TOTAL 22131 SHERIFF`S DRUG ABUSE GANG DIVR	**$ 234,699**	**$ 37,918**	**$ 37,918**	**$**	**$**	**$ 196,781**
22132 SHERIFF`S TRAINING						
2173 DESIG-GENERAL	$ 23,772	$	$	$ 16,683	$ 16,683	$ 40,455
TOTAL 22132 SHERIFF`S TRAINING	**$ 23,772**	**$**	**$**	**$ 16,683**	**$ 16,683**	**$ 40,455**
22133 SHERIFF-WORK RELEASE						
2173 DESIG-GENERAL	$ 109,088	$ 109,088	$ 109,088	$	$	$
TOTAL 22133 SHERIFF-WORK RELEASE	**$ 109,088**	**$ 109,088**	**$ 109,088**	**$**	**$**	**$**
22137 SHERIFF-STATE FORFEITURE						
2173 DESIG-GENERAL	$ 366,236	$	$	$ 74,629	$ 74,629	$ 440,865
TOTAL 22137 SHERIFF-STATE FORFEITURE	**$ 366,236**	**$**	**$**	**$ 74,629**	**$ 74,629**	**$ 440,865**
22138 SHERIFF`S CIVIL AUTOMATED						
2173 DESIG-GENERAL	$ 873,824	$	$	$ 265,166	$ 265,166	$ 1,138,990
TOTAL 22138 SHERIFF`S CIVIL AUTOMATED	**$ 873,824**	**$**	**$**	**$ 265,166**	**$ 265,166**	**$ 1,138,990**
22140 SHERIFFS FIREARMS						
2173 DESIG-GENERAL	$ 61,251	$	$	$ 6,572	$ 6,572	$ 67,823
TOTAL 22140 SHERIFFS FIREARMS	**$ 61,251**	**$**	**$**	**$ 6,572**	**$ 6,572**	**$ 67,823**
22141 SHERIFF-JUDGEMENT DEBTORS FEE						
2173 DESIG-GENERAL	$ 718,467	$ 412,038	$ 412,038	$	$	$ 306,429

State Controller Schedules
County Budget Act
January 2010 Edition, revision #1

COUNTY OF KERN
Obligated Fund Balances - By Governmental Funds
Fiscal Year 2013-14

Schedule 4

Description	Obligated Fund Balances	Decreases or Cancellations		Increases or New		Total Obligated
		CAO Recommended	Adopted by the Board of Supervisors	CAO Recommended	Adopted by the Board of Supervisors	
1	2	3	4	5	6	7
TOTAL 22141 SHERIFF-JUDGEMENT DEBTORS FEE	**$ 718,467**	**$ 412,038**	**$ 412,038**	**$**	**$**	**$ 306,429**
22142 SHERIFF`S COMM RESOURCES						
2173 DESIG-GENERAL	$ 36,990	$ 4,903	$ 4,903	$	$	$ 32,087
TOTAL 22142 SHERIFF`S COMM RESOURCES	**$ 36,990**	**$ 4,903**	**$ 4,903**	**$**	**$**	**$ 32,087**
22143 SHERIFF`S VOLUNTEER SERV GRP						
2173 DESIG-GENERAL	$ 82,499	$	$	$ 20,266	$ 20,266	$ 102,765
TOTAL 22143 SHERIFF`S VOLUNTEER SERV GRP	**$ 82,499**	**$**	**$**	**$ 20,266**	**$ 20,266**	**$ 102,765**
22144 SHER-CONTROLLED SUBTANCE						
2173 DESIG-GENERAL	$ 685,698	$ 400,683	$ 400,683	$	$	$ 285,015
TOTAL 22144 SHER-CONTROLLED SUBTANCE	**$ 685,698**	**$ 400,683**	**$ 400,683**	**$**	**$**	**$ 285,015**
22153 BKFD PLANNED SEWER #1						
2156 DESIG-INFRASTRUCTURE REPLACMNT	$	$	$	$ 2,271,701	$ 2,271,701	$ 2,271,701
2173 DESIG-GENERAL	1,629,784	1,629,123	1,629,123			661
TOTAL 22153 BKFD PLANNED SEWER #1	**$ 1,629,784**	**$ 1,629,123**	**$ 1,629,123**	**$ 2,271,701**	**$ 2,271,701**	**$ 2,272,362**
22156 DIVCA LOCAL FRANCHISE FEE						
2173 DESIG-GENERAL	$ 278,691	$	$	$ 370,400	$ 370,400	$ 649,091
TOTAL 22156 DIVCA LOCAL FRANCHISE FEE	**$ 278,691**	**$**	**$**	**$ 370,400**	**$ 370,400**	**$ 649,091**
22158 BKFD PLANNED SEWER #2						
2156 DESIG-INFRASTRUCTURE REPLACMNT	$	$	$	$ 301,447	$ 301,447	$ 301,447
2173 DESIG-GENERAL	98,999	98,141	98,141			858
TOTAL 22158 BKFD PLANNED SEWER #2	**$ 98,999**	**$ 98,141**	**$ 98,141**	**$ 301,447**	**$ 301,447**	**$ 302,305**
22160 SHERIFF`S CAL-MMET						
2173 DESIG-GENERAL	$ 13,036	$	$	$ 78	$ 78	$ 13,114
TOTAL 22160 SHERIFF`S CAL-MMET	**$ 13,036**	**$**	**$**	**$ 78**	**$ 78**	**$ 13,114**
22161 HIDTA-STATE ASSET FORFEIT						
2173 DESIG-GENERAL	$ 90,175	$	$	$ 701	$ 701	$ 90,876
TOTAL 22161 HIDTA-STATE ASSET FORFEIT	**$ 90,175**	**$**	**$**	**$ 701**	**$ 701**	**$ 90,876**
22162 CAL-MMET-STATE ASSET FORFEIT						
2173 DESIG-GENERAL	$ 679,846	$ 74,227	$ 74,227	$	$	$ 605,619

State Controller Schedules
County Budget Act
January 2010 Edition, revision #1

COUNTY OF KERN
Obligated Fund Balances - By Governmental Funds
Fiscal Year 2013-14

Schedule 4

Description	Obligated Fund Balances	Decreases or Cancellations		Increases or New		Total Obligated
		CAO Recommended	Adopted by the Board of Supervisors	CAO Recommended	Adopted by the Board of Supervisors	
1	2	3	4	5	6	7
TOTAL 22162 CAL-MMET-STATE ASSET FORFEIT	**$ 679,846**	**$ 74,227**	**$ 74,227**	**$**	**$**	**$ 605,619**
22163 HIGH TECH EQUIPMENT						
2173 DESIG-GENERAL	$ 3,948	$	$	$ 23	$ 23	$ 3,971
TOTAL 22163 HIGH TECH EQUIPMENT	**$ 3,948**	**$**	**$**	**$ 23**	**$ 23**	**$ 3,971**
22164 BKFD PLANNED SEWER #3						
2156 DESIG-INFRASTRUCTURE REPLACMNT	$	$	$	$ 5,198	$ 5,198	$ 5,198
2173 DESIG-GENERAL	457			144	144	601
TOTAL 22164 BKFD PLANNED SEWER #3	**$ 457**	**$**	**$**	**$ 5,342**	**$ 5,342**	**$ 5,799**
22166 BKFD PLANNED SEWER #4						
2156 DESIG-INFRASTRUCTURE REPLACMNT	$	$	$	$ 71,777	$ 71,777	$ 71,777
2173 DESIG-GENERAL	8,629	7,924	7,924			705
TOTAL 22166 BKFD PLANNED SEWER #4	**$ 8,629**	**$ 7,924**	**$ 7,924**	**$ 71,777**	**$ 71,777**	**$ 72,482**
22167 BKFD PLANNED SEWER #5						
2156 DESIG-INFRASTRUCTURE REPLACMNT	$	$	$	$ 81,343	$ 81,343	$ 81,343
2173 DESIG-GENERAL	14,954	14,343	14,343			611
TOTAL 22167 BKFD PLANNED SEWER #5	**$ 14,954**	**$ 14,343**	**$ 14,343**	**$ 81,343**	**$ 81,343**	**$ 81,954**
22173 CO PLANNED SEWER AREA A						
2156 DESIG-INFRASTRUCTURE REPLACMNT	$	$	$	$ 39,000	$ 39,000	$ 39,000
2173 DESIG-GENERAL	17,305	17,148	17,148			157
TOTAL 22173 CO PLANNED SEWER AREA A	**$ 17,305**	**$ 17,148**	**$ 17,148**	**$ 39,000**	**$ 39,000**	**$ 39,157**
22176 HEALTH-BIO TERRORISM GRANT						
2173 DESIG-GENERAL	$ 47,669	$ 38,879	$ 38,879	$	$	$ 8,790
TOTAL 22176 HEALTH-BIO TERRORISM GRANT	**$ 47,669**	**$ 38,879**	**$ 38,879**	**$**	**$**	**$ 8,790**
22177 CO PLANNED SEWER AREA B						
2173 DESIG-GENERAL	$ 222	$	$	$ 702	$ 702	$ 924
TOTAL 22177 CO PLANNED SEWER AREA B	**$ 222**	**$**	**$**	**$ 702**	**$ 702**	**$ 924**
22184 CSA #71 SEPTIC ABANDONMENT						
2156 DESIG-INFRASTRUCTURE REPLACMNT	$	$	$	$ 1,007,406	$ 1,007,406	$ 1,007,406
2173 DESIG-GENERAL	324,204	323,272	323,272			932

State Controller Schedules
County Budget Act
January 2010 Edition, revision #1

COUNTY OF KERN
Obligated Fund Balances - By Governmental Funds
Fiscal Year 2013-14

Schedule 4

Description	Obligated Fund Balances	Decreases or Cancellations		Increases or New		Total Obligated
		CAO Recommended	Adopted by the Board of Supervisors	CAO Recommended	Adopted by the Board of Supervisors	
1	2	3	4	5	6	7
TOTAL 22184 CSA #71 SEPTIC ABANDONMENT	**$ 324,204**	**$ 323,272**	**$ 323,272**	**$ 1,007,406**	**$ 1,007,406**	**$ 1,008,338**
22185 WRAPAROUND SAVINGS						
2173 DESIG-GENERAL	$ 2,811,927	$ 843,009	$ 843,009	$	$	$ 1,968,918
TOTAL 22185 WRAPAROUND SAVINGS	**$ 2,811,927**	**$ 843,009**	**$ 843,009**	**$**	**$**	**$ 1,968,918**
22187 RECORDERS ELECTRONIC RECORDING						
2173 DESIG-GENERAL	$ 303,624	$ 27,013	$ 27,013	$	$	$ 276,611
TOTAL 22187 RECORDERS ELECTRONIC RECORDING	**$ 303,624**	**$ 27,013**	**$ 27,013**	**$**	**$**	**$ 276,611**
22188 FIREWORKS VIOLATIONS						
2173 DESIG-GENERAL	$ 45,279	$	$	$ 33,430	$ 33,430	$ 78,709
TOTAL 22188 FIREWORKS VIOLATIONS	**$ 45,279**	**$**	**$**	**$ 33,430**	**$ 33,430**	**$ 78,709**
22190 COMM CORR PERFORM INCENT FUND						
2173 DESIG-GENERAL	$ 14,851	$	$	$ 1,897	$ 1,897	$ 16,748
TOTAL 22190 COMM CORR PERFORM INCENT FUND	**$ 14,851**	**$**	**$**	**$ 1,897**	**$ 1,897**	**$ 16,748**
24024 DA FAMILY - EXCESS REVENUE						
2173 DESIG-GENERAL	$ (2,060)	$	$	$ 2,760	$ 2,760	$ 700
TOTAL 24024 DA FAMILY - EXCESS REVENUE	**$ (2,060)**	**$**	**$**	**$ 2,760**	**$ 2,760**	**$ 700**
24028 D.A.-FEDERAL FORFEITURE						
2173 DESIG-GENERAL	$ 92,577	$	$	$ 14,190	$ 14,190	$ 106,767
TOTAL 24028 D.A.-FEDERAL FORFEITURE	**$ 92,577**	**$**	**$**	**$ 14,190**	**$ 14,190**	**$ 106,767**
24038 DA-COURT ORDERED PENALTIES						
2173 DESIG-GENERAL	$ 1,423,221	$ 46,842	$ 46,842	$	$	$ 1,376,379
TOTAL 24038 DA-COURT ORDERED PENALTIES	**$ 1,423,221**	**$ 46,842**	**$ 46,842**	**$**	**$**	**$ 1,376,379**
24039 HOPST PREPAREDNESS PRGM GRANT						
2173 DESIG-GENERAL	$ 872	$	$	$ 364	$ 364	$ 1,236
TOTAL 24039 HOPST PREPAREDNESS PRGM GRANT	**$ 872**	**$**	**$**	**$ 364**	**$ 364**	**$ 1,236**
24041 EMS WEEK - DONATIONS						
2173 DESIG-GENERAL	$ 23,435	$	$	$ 63	$ 63	$ 23,498
TOTAL 24041 EMS WEEK - DONATIONS	**$ 23,435**	**$**	**$**	**$ 63**	**$ 63**	**$ 23,498**
24042 FIRE DEPT DONATIONS						

State Controller Schedules
County Budget Act
January 2010 Edition, revision #1

COUNTY OF KERN
Obligated Fund Balances - By Governmental Funds
Fiscal Year 2013-14

Schedule 4

Description	Obligated Fund Balances	Decreases or Cancellations		Increases or New		Total Obligated
		CAO Recommended	Adopted by the Board of Supervisors	CAO Recommended	Adopted by the Board of Supervisors	
1	2	3	4	5	6	7
2173 DESIG-GENERAL	$ 66,150	$	$	$ 4,225	$ 4,225	$ 70,375
TOTAL 24042 FIRE DEPT DONATIONS	**$ 66,150**	**$**	**$**	**$ 4,225**	**$ 4,225**	**$ 70,375**
24043 STATE FIRE						
2173 DESIG-GENERAL	$ 3,031,993	$ 915,202	$ 915,202	$	$	$ 2,116,791
TOTAL 24043 STATE FIRE	**$ 3,031,993**	**$ 915,202**	**$ 915,202**	**$**	**$**	**$ 2,116,791**
24044 FIRE-HAZARD REDUCTION						
2173 DESIG-GENERAL	$ 532,576	$ 369,841	$ 369,841	$	$	$ 162,735
TOTAL 24044 FIRE-HAZARD REDUCTION	**$ 532,576**	**$ 369,841**	**$ 369,841**	**$**	**$**	**$ 162,735**
24047 FIRE-HELICOPTER OPERATIONS						
2173 DESIG-GENERAL	$ 561,395	$	$	$ 61,609	$ 61,609	$ 623,004
TOTAL 24047 FIRE-HELICOPTER OPERATIONS	**$ 561,395**	**$**	**$**	**$ 61,609**	**$ 61,609**	**$ 623,004**
24050 MOBILE FIRE KITCHEN						
2173 DESIG-GENERAL	$ 2,939	$	$	$ 16	$ 16	$ 2,955
TOTAL 24050 MOBILE FIRE KITCHEN	**$ 2,939**	**$**	**$**	**$ 16**	**$ 16**	**$ 2,955**
24057 INMATE WELF-SHER CORRECTION FC						
2173 DESIG-GENERAL	$ 5,104,065	$ 212,626	$ 212,626	$	$	$ 4,891,439
TOTAL 24057 INMATE WELF-SHER CORRECTION FC	**$ 5,104,065**	**$ 212,626**	**$ 212,626**	**$**	**$**	**$ 4,891,439**
24060 JUVENILE INMATE WELFARE						
2173 DESIG-GENERAL	$ 177,486	$	$	$ 13,300	$ 13,300	$ 190,786
TOTAL 24060 JUVENILE INMATE WELFARE	**$ 177,486**	**$**	**$**	**$ 13,300**	**$ 13,300**	**$ 190,786**
24066 KERN CO CHILDREN`S						
2173 DESIG-GENERAL	$ 233,447	$	$	$ 100,627	$ 100,627	$ 334,074
TOTAL 24066 KERN CO CHILDREN`S	**$ 233,447**	**$**	**$**	**$ 100,627**	**$ 100,627**	**$ 334,074**
24067 KERN COUNTY LIBRARY DONATIONS						
2173 DESIG-GENERAL	$ 494,980	$	$	$ 106,726	$ 106,726	$ 601,706
TOTAL 24067 KERN COUNTY LIBRARY DONATIONS	**$ 494,980**	**$**	**$**	**$ 106,726**	**$ 106,726**	**$ 601,706**
24088 CORE AREA METRO BFLD IMP FEE						
2173 DESIG-GENERAL	$ 1,198,760	$	$	$ 853,264	$ 853,264	$ 2,052,024
TOTAL 24088 CORE AREA METRO BFLD IMP FEE	**$ 1,198,760**	**$**	**$**	**$ 853,264**	**$ 853,264**	**$ 2,052,024**

State Controller Schedules
County Budget Act
January 2010 Edition, revision #1

COUNTY OF KERN
Obligated Fund Balances - By Governmental Funds
Fiscal Year 2013-14

Schedule 4

Description	Obligated Fund Balances	Decreases or Cancellations		Increases or New		Total Obligated
		CAO Recommended	Adopted by the Board of Supervisors	CAO Recommended	Adopted by the Board of Supervisors	
1	2	3	4	5	6	7
24089 METRO BFLD TRANSPORT IMP FEE						
2173 DESIG-GENERAL	$ 10,547,243	$ 3,530,385	$ 3,530,385	$ 6,156,200	$ 6,156,200	$ 13,173,058
TOTAL 24089 METRO BFLD TRANSPORT IMP FEE	**$ 10,547,243**	**$ 3,530,385**	**$ 3,530,385**	**$ 6,156,200**	**$ 6,156,200**	**$ 13,173,058**
24091 ROSAMOND TRANSPORT IMP FEE						
2173 DESIG-GENERAL	$ 426,834	$	$	$ 46,841	$ 46,841	$ 473,675
TOTAL 24091 ROSAMOND TRANSPORT IMP FEE	**$ 426,834**	**$**	**$**	**$ 46,841**	**$ 46,841**	**$ 473,675**
24095 BAKERSFIELD MITIGATION						
2173 DESIG-GENERAL	$ 1,089,982	$	$	$ 86,215	$ 86,215	$ 1,176,197
TOTAL 24095 BAKERSFIELD MITIGATION	**$ 1,089,982**	**$**	**$**	**$ 86,215**	**$ 86,215**	**$ 1,176,197**
24096 TEH TRANSP IMPACT FEE CORE						
2173 DESIG-GENERAL	$ 12,147	$	$	$ 67	$ 67	$ 12,214
TOTAL 24096 TEH TRANSP IMPACT FEE CORE	**$ 12,147**	**$**	**$**	**$ 67**	**$ 67**	**$ 12,214**
24097 TEH TRANSP IMPACT FEE NON-CORE						
2173 DESIG-GENERAL	$ 1,216,817	$	$	$ 71,139	$ 71,139	$ 1,287,956
TOTAL 24097 TEH TRANSP IMPACT FEE NON-CORE	**$ 1,216,817**	**$**	**$**	**$ 71,139**	**$ 71,139**	**$ 1,287,956**
24105 JAMISON CENTER						
2173 DESIG-GENERAL	$ 125,649	$	$	$ 8,403	$ 8,403	$ 134,052
TOTAL 24105 JAMISON CENTER	**$ 125,649**	**$**	**$**	**$ 8,403**	**$ 8,403**	**$ 134,052**
24125 STRONG MOT INSTRUMENTATION						
2173 DESIG-GENERAL	$ 285,192	$ 200,958	$ 200,958	$ 29,546	$ 29,546	$ 113,780
TOTAL 24125 STRONG MOT INSTRUMENTATION	**$ 285,192**	**$ 200,958**	**$ 200,958**	**$ 29,546**	**$ 29,546**	**$ 113,780**
24126 TOBACCO EDUCATION CONTROL PROG						
2173 DESIG-GENERAL	$ 21,627	$	$	$ 280	$ 280	$ 21,907
TOTAL 24126 TOBACCO EDUCATION CONTROL PROG	**$ 21,627**	**$**	**$**	**$ 280**	**$ 280**	**$ 21,907**
24137 VITAL & HEALTH STAT-HEALTH DPT						
2173 DESIG-GENERAL	$ 83,595	$ 6,835	$ 6,835	$	$	$ 76,760
TOTAL 24137 VITAL & HEALTH STAT-HEALTH DPT	**$ 83,595**	**$ 6,835**	**$ 6,835**	**$**	**$**	**$ 76,760**
24138 VITAL & HEALTH STAT-RECORDER						
2173 DESIG-GENERAL	$ 369,926	$ 28,341	$ 28,341	$	$	$ 341,585

State Controller Schedules
County Budget Act
January 2010 Edition, revision #1

COUNTY OF KERN
Obligated Fund Balances - By Governmental Funds
Fiscal Year 2013-14

Schedule 4

Description	Obligated Fund Balances	Decreases or Cancellations		Increases or New		Total Obligated
		CAO Recommended	Adopted by the Board of Supervisors	CAO Recommended	Adopted by the Board of Supervisors	
1	2	3	4	5	6	7
TOTAL 24138 VITAL & HEALTH STAT-RECORDER	**$ 369,926**	**$ 28,341**	**$ 28,341**	**$**	**$**	**$ 341,585**
24139 VITAL & HEALTH STAT-CO. CLERK						
2173 DESIG-GENERAL	$ 580	$ 316	$ 316	$	$	$ 264
TOTAL 24139 VITAL & HEALTH STAT-CO. CLERK	**$ 580**	**$ 316**	**$ 316**	**$**	**$**	**$ 264**
24300 OILDALE REVITALIZATION FUND						
2173 DESIG-GENERAL	$ 8,420	$	$	$	$	$ 8,420
TOTAL 24300 OILDALE REVITALIZATION FUND	**$ 8,420**	**$**	**$**	**$**	**$**	**$ 8,420**
25120 PARCEL MAP IN-LIEU FEES						
2173 DESIG-GENERAL	$ 330,167	$ 8,352	$ 8,352	$	$	$ 321,815
TOTAL 25120 PARCEL MAP IN-LIEU FEES	**$ 330,167**	**$ 8,352**	**$ 8,352**	**$**	**$**	**$ 321,815**
TOTAL SPECIAL REVENUE FUNDS	**$ 95,493,342**	**$ 14,120,139**	**$ 14,120,139**	**$ 49,152,380**	**$ 49,152,380**	**$ 130,525,583**
CAPITAL PROJECT FUND						
00004 ACO-GENERAL						
2156 DESIG-INFRASTRUCTURE REPLACMNT	$ 10,836,167	$	$	$ 631,219	$ 631,219	$ 11,467,386
2360 FUND BALANCE UNAVAILABLE	4,757,194					4,757,194
TOTAL 00004 ACO-GENERAL	**$ 15,593,361**	**$**	**$**	**$ 631,219**	**$ 631,219**	**$ 16,224,580**
00012 ACO-STRUCTURAL FIRE						
2173 DESIG-GENERAL	$ 274,221	$	$	$ 274	$ 274	$ 274,495
TOTAL 00012 ACO-STRUCTURAL FIRE	**$ 274,221**	**$**	**$**	**$ 274**	**$ 274**	**$ 274,495**
00155 SEVENTH STANDARD ROAD PROJ						
2173 DESIG-GENERAL	$ 1,116,174	$	$	$ 23,276	$ 23,276	$ 1,139,450
TOTAL 00155 SEVENTH STANDARD ROAD PROJ	**$ 1,116,174**	**$**	**$**	**$ 23,276**	**$ 23,276**	**$ 1,139,450**
00156 WHEELER RIDGE OVERPASS						
2173 DESIG-GENERAL	$ 45,031	$ 45,031	$ 45,031	$	$	$
TOTAL 00156 WHEELER RIDGE OVERPASS	**$ 45,031**	**$ 45,031**	**$ 45,031**	**$**	**$**	**$**
00220 7TH STANDARD WIDENING PROJECT						
2173 DESIG-GENERAL	$ 126,826	$	$	$ 36,042	$ 36,042	$ 162,868
TOTAL 00220 7TH STANDARD WIDENING PROJECT	**$ 126,826**	**$**	**$**	**$ 36,042**	**$ 36,042**	**$ 162,868**

State Controller Schedules
County Budget Act
January 2010 Edition, revision #1

COUNTY OF KERN
Obligated Fund Balances - By Governmental Funds
Fiscal Year 2013-14

Schedule 4

Description	Obligated Fund Balances	Decreases or Cancellations		Increases or New		Total Obligated
		CAO Recommended	Adopted by the Board of Supervisors	CAO Recommended	Adopted by the Board of Supervisors	
1	2	3	4	5	6	7
00221 2009 COP CAPITAL PROJECTS						
2173 DESIG-GENERAL	$ 71,318	$	$	$ 15,755	$ 15,755	$ 87,073
TOTAL 00221 2009 COP CAPITAL PROJECTS	**$ 71,318**	**$**	**$**	**$ 15,755**	**$ 15,755**	**$ 87,073**
00222 HAGEMAN ROAD SOG FUND						
2173 DESIG-GENERAL	$ 70,935	$	$	$ 19,970	$ 19,970	$ 90,905
TOTAL 00222 HAGEMAN ROAD SOG FUND	**$ 70,935**	**$**	**$**	**$ 19,970**	**$ 19,970**	**$ 90,905**
00225 AB900 PHASE II CONSTRUCTION FU						
2172 DESIGN-JAIL FACILITY	$ 2,050,000	$	$	$ 10,544,898	$ 10,544,898	$ 12,594,898
TOTAL 00225 AB900 PHASE II CONSTRUCTION FU	**$ 2,050,000**	**$**	**$**	**$ 10,544,898**	**$ 10,544,898**	**$ 12,594,898**
00235 TOBACCO SECUR PROCEEDS-CP FUND						
2151 DESIGN-CASH WITH TRUSTEE	$ 35,144,914	$	$	$	$	$ 35,144,914
2173 DESIG-GENERAL	13,404			2,152	2,152	15,556
TOTAL 00235 TOBACCO SECUR PROCEEDS-CP FUND	**$ 35,158,318**	**$**	**$**	**$ 2,152**	**$ 2,152**	**$ 35,160,470**
40390 REXLAND ACRES SEWER IMPRVMNT						
2173 DESIG-GENERAL	$ 103,045	$ 599	$ 599	$	$	$ 102,446
TOTAL 40390 REXLAND ACRES SEWER IMPRVMNT	**$ 103,045**	**$ 599**	**$ 599**	**$**	**$**	**$ 102,446**
TOTAL CAPITAL PROJECT FUNDS	**$ 54,609,229**	**$ 45,630**	**$ 45,630**	**$ 11,273,586**	**$ 11,273,586**	**$ 65,837,185**
TOTAL GOVERNMENTAL FUNDS	**$ 303,292,919**	**$ 23,180,618**	**$ 23,180,618**	**$ 74,389,374**	**$ 73,772,324**	**$ 353,884,625**
Arithmetic Results						COL 2-4+6
Total Transferred From					SCH 7, COL 5	
Total Transferred To	SCH 3, COL'S 4&5		SCH 2, COL 3		SCH 2, COL 7	

State Controller Schedules
County Budget Act
January 2010 Edition, revision #1

COUNTY OF KERN
Summary of Additional Financing Sources by Source and Fund
Governmental Funds
Fiscal Year 2013-14

Schedule 5

Description	Actual 2011-12	Actual 2012-13	CAO Recommended 2013-14	Adopted by the Board of Supervisors 2013-14
1	2	3	4	5
SUMMARIZATION BY SOURCE				
TAXES	$ 412,388,327	$ 439,420,754	$ 412,105,825	$ 412,105,825
LICENSES, PERMITS & FRANCHISES	24,629,038	23,401,099	20,705,780	20,705,780
FINES, FORFEITURES & PENALTIES	23,067,918	25,001,388	21,368,139	21,368,139
REV FROM USE OF MONEY & PROP	20,916,138	16,890,744	14,678,002	14,678,002
INTERGOVERNMENTAL REVENUES	741,429,456	771,841,221	718,068,865	718,068,865
CHARGES FOR SERVICES	150,464,776	144,503,312	147,011,948	147,011,948
MISCELLANEOUS REVENUES	91,944,431	97,411,949	12,054,759	12,054,759
OTHER FINANCING SOURCES	303,291,812	389,168,702	389,136,993	389,136,993
TOTAL SUMMARIZATION BY SOURCE	**$ 1,768,131,896**	**$ 1,907,639,169**	**$ 1,735,130,311**	**$ 1,735,130,311**
SUMMARIZATION BY FUND				
00001 GENERAL	$ 679,349,138	$ 724,741,136	$ 707,721,514	$ 707,721,514
00004 ACO-GENERAL	145,906	109,871	73,000	73,000
00007 ROAD	51,480,558	49,234,105	46,940,951	46,940,951
00011 STRUCTURAL FIRE	131,364,305	148,587,931	137,297,959	137,297,959
00012 ACO-STRUCTURAL FIRE	2,194	1,524	1,550	1,550
00120 BUILDING INSPECTION	9,608,136	6,627,953	4,297,010	4,297,010
00130 DEPT OF HUMAN SERVICES-ADMIN.	158,254,955	140,887,766	187,820,515	187,820,515
00140 HUMAN SERVICES-DIRECT FIN AID	184,752,938	198,787,503	192,401,124	192,401,124
00141 MENTAL HEALTH FUND	108,981,918	118,920,484	121,348,282	121,348,282
00145 AGING AND ADULT SERVICES	9,838,987	12,681,569	14,001,602	14,001,602
00155 SEVENTH STANDARD ROAD PROJ	28,754,237	28,628,715		
00156 WHEELER RIDGE OVERPASS	8,075,072	8,074,153		
00160 WILDLIFE RESOURCES	10,341	10,314	8,000	8,000
00161 TIMBER HARVEST FUND	78,559	346	40	40
00163 PROBATION DJJ REALIGNMENT FUND	2,642,149	3,426,327	3,200,000	3,200,000

State Controller Schedules County Budget Act January 2010 Edition, revision #1	COUNTY OF KERN Summary of Additional Financing Sources by Source and Fund Governmental Funds Fiscal Year 2013-14			Schedule 5
Description	Actual 2011-12	Actual 2012-13	CAO Recommended 2013-14	Adopted by the Board of Supervisors 2013-14
1	2	3	4	5
00164 REAL ESTATE FRAUD	181,450	242,095	241,000	241,000
00165 LITTER CLEAN UP	4,218	3,491	3,200	3,200
00170 OFF HWY MV LIC	143,717	155,023	140,000	140,000
00171 PL LOC DRN-SHAL	89	61	59	59
00172 PL LOC DRN-BRUND	1,043	725	703	703
00173 PL LOC DRN-ORNGW	6,632	4,609	4,476	4,476
00174 PL LOC DRN-BRECK	285	198	192	192
00175 RANGE IMP SEC 15	9,403	7,721	7,753	7,753
00176 PL LOC DRN-OILDL	2,206	587	571	571
00177 RANGE IMP SEC 3	1,662	1,521	1,537	1,537
00179 PROBATION TRN FD	238,565	283,961	273,350	273,350
00180 DNA IDENTIFICATION	553,850	486,057	450,000	450,000
00181 LOCAL PUBLIC SAFETY	60,420,147	74,557,976	68,507,933	68,507,933
00182 SHER FAC TRNG FD	217,918	252,142	200,000	200,000
00183 KERN CO DEPT OF CHILD SUPPORT	22,369,035	21,391,845	22,409,604	22,409,604
00184 AUTOMATED FINGERPRINT FUND	346,160	290,804	265,000	265,000
00186 JUV JUST FAC TEMP CONST	301	142	150	150
00187 EMERGENCY MEDICAL SERVICES FND	1,901,460	1,633,439	1,753,723	1,753,723
00188 AUTOMATED CO WARRANT SYSTEM	73,417	60,448	54,000	54,000
00190 DOMESTIC VIOL PG	153,466	144,751	131,000	131,000
00191 CRIMINAL JUS FACILITIES CONST	3,426,988	2,904,422	2,578,451	2,578,451
00192 RECORDER	3,038,978	3,569,635	4,632,194	4,632,194
00193 COURTHOUSE CONSTRUCTION FUND	2			
00194 RECORDER`S SSN TRUNCATION	162,034	160,734	1,500	1,500
00195 ALCOHOLISM PROG	118,767	100,304	72,587	72,587

State Controller Schedules County Budget Act January 2010 Edition, revision #1	COUNTY OF KERN Summary of Additional Financing Sources by Source and Fund Governmental Funds Fiscal Year 2013-14			Schedule 5
Description	Actual 2011-12	Actual 2012-13	CAO Recommended 2013-14	Adopted by the Board of Supervisors 2013-14
1	2	3	4	5
00196 ALCOHOL ABUSE EDUCATION/PREV	102,657	86,042	61,748	61,748
00197 DRUG PROGRAM FUND	29,886	25,147	23,935	23,935
00198 RECORDERS MODERNIZATION FUND	618,920	804,417	875,020	875,020
00199 MICROGRAPHIC-RCD	161,549	160,721	1,500	1,500
00220 7TH STANDARD WIDENING PROJECT	34,431,978	40,724,694		
00221 2009 COP CAPITAL PROJECTS	50,295,583	56,466,034	2,106,107	2,106,107
00222 HAGEMAN ROAD SOG FUND	20,687,337	30,781,674		
00225 AB900 PHASE II CONSTRUCTION FU		12,000,000	10,544,898	10,544,898
00235 TOBACCO SECUR PROCEEDS-CP FUND	37,869,521	1,009,348	1,000,000	1,000,000
00264 TAX LOSS RESERVE	6,688,722	7,116,706	6,500,000	6,500,000
00266 REDEMPTION SYSTEMS	201,190	212,079	601,861	601,861
00270 ABATEMENT COST	3,796	41,295	41,707	41,707
22010 COUNTY LOCAL REVENUE FUND 2011	106,784,735	143,695,521	153,924,553	153,924,553
22019 ADOPTION PREPAYMENT ANML		20,125		
22020 A-C FARM ADV AGRI RESEARCH	(1)			
22021 ANIMAL CARE DONATIONS	21,383	10,794	8,900	8,900
22023 ANIMAL CARE	402	124		
22027 STERILIZATION FUND	38,612	32,755	36,629	36,629
22036 BOARD OF TRADE-ADVERTISING	85,346	69,656	45,600	45,600
22042 GENERAL PLAN ADMIN SURCHARGE	432,818	578,164	466,000	466,000
22045 CO-WIDE CRIME PREV. P.C.1202.5	705	550		
22064 D.A.-LOCAL FORFEITURE TRUST	52,273	95,957	50,000	50,000
22066 SOLID WASTE-LEA GRANT	30,492	34,621	33,598	33,598

State Controller Schedules County Budget Act January 2010 Edition, revision #1	COUNTY OF KERN Summary of Additional Financing Sources by Source and Fund Governmental Funds Fiscal Year 2013-14			Schedule 5
Description	Actual 2011-12	Actual 2012-13	CAO Recommended 2013-14	Adopted by the Board of Supervisors 2013-14
1	2	3	4	5
22067 HEALTH-LOCAL OPTION	249	6,125		
22068 HLTH-STATE L.U.S.T. PROG	11,690	2,900		
22069 PUBLIC HEALTH MISCELLANEOUS	9,880	6,910	6,775	6,775
22073 HEALTH-MAA/TCM	68,826	94,319	100,000	100,000
22074 H1N1 PUB HLTH EMERG RESP FUNDS	432			
22076 CHILD RESTRAINT LOANER PRG	51,876	42,852	44,000	44,000
22079 D. A. EQUIPMENT/AUTOMATION	5,224	3,629	500	500
22082 KCIRT	9	3		
22085 MENTAL HEALTH SERVICES ACT	12,819,547	39,128,613	28,576,101	28,576,101
22086 MHSA PRUDENT RESERVE	73,530	3,574,394		
22087 CRIMINALISTICS LABORATORIES	105,967	122,591	52,000	52,000
22097 ASSET FORFEITURE 15 PERCENT	2,244	7,533		
22098 PROBATION ASSET FORFEITURE	4,613	11,028	400	400
22116 HEALTH-NNFP	762	8		
22121 TRUCK 21 REPLACEMENT	28	20	20	20
22122 FIXED WING AIRCRAFT	204,313	847	500	500
22123 VEHICLE/APPARATUS	91,816	135,531		
22125 HAZARDOUS WASTE SETTLEMNTS	28,900	50,500	20,000	20,000
22126 SHERIFF`S-RURAL CRIME			1	1
22127 SHERIFF`S CAL-ID	687,647	835,427	820,000	820,000
22128 SHERIFF`S CIVIL SUBPOENAS	7,200	10,525	9,000	9,000
22129 KNET-SPC ASSET FORFEITURE REV	16,714	65,079	20,700	20,700
22131 SHERIFF`S DRUG ABUSE GANG DIVR	4,917	8,282	7,900	7,900

State Controller Schedules County Budget Act January 2010 Edition, revision #1	COUNTY OF KERN Summary of Additional Financing Sources by Source and Fund Governmental Funds Fiscal Year 2013-14	Schedule 5

Description	Actual 2011-12	Actual 2012-13	CAO Recommended 2013-14	Adopted by the Board of Supervisors 2013-14
1	2	3	4	5
22132 SHERIFF`S TRAINING	185,053	67,932	140,250	140,250
22133 SHERIFF-WORK RELEASE	501,074	468,009	500,000	500,000
22137 SHERIFF-STATE FORFEITURE	18,036	57,545	40,000	40,000
22138 SHERIFF`S CIVIL AUTOMATED	191,234	197,607	205,500	205,500
22140 SHERIFFS FIREARMS	6,548	8,872	9,000	9,000
22141 SHERIFF-JUDGEMENT DEBTORS FEE	184,940	211,988	200,000	200,000
22142 SHERIFF`S COMM RESOURCES	706	419	500	500
22143 SHERIFF`S VOLUNTEER SERV GRP	9,688	13,758	8,000	8,000
22144 SHER-CONTROLLED SUBTANCE	22,719	38,864	26,000	26,000
22153 BKFD PLANNED SEWER #1	75,614	19,671	18,961	18,961
22156 DIVCA LOCAL FRANCHISE FEE	350,552	353,932	354,400	354,400
22158 BKFD PLANNED SEWER #2	2,394	5,063	1,615	1,615
22160 SHERIFF`S CAL-MMET	105	88	90	90
22161 HIDTA-STATE ASSET FORFEIT	1,215	800	1,000	1,000
22162 CAL-MMET-STATE ASSET FORFEIT	114,357	216,273	105,500	105,500
22163 HIGH TECH EQUIPMENT	31	22	30	30
22164 BKFD PLANNED SEWER #3	24	1,535	1,836	1,836
22166 BKFD PLANNED SEWER #4	2,511	3,028	2,751	2,751
22167 BKFD PLANNED SEWER #5	601	3,781	4,438	4,438
22173 CO PLANNED SEWER AREA A	936	3,602	4,279	4,279
22176 HEALTH-BIO TERRORISM GRANT	562,574	714,538	598,714	598,714
22177 CO PLANNED SEWER AREA B	12	8	8	8
22184 CSA #71 SEPTIC ABANDONMENT	43,302	43,152	33,745	33,745
22185 WRAPAROUND SAVINGS	2,281,528	1,096,990	1,060,000	1,060,000
22187 RECORDERS ELECTRONIC RECORDING	164,403	191,265	192,600	192,600
22188 FIREWORKS VIOLATIONS	31,259	37,385	25,200	25,200

State Controller Schedules County Budget Act January 2010 Edition, revision #1	COUNTY OF KERN Summary of Additional Financing Sources by Source and Fund Governmental Funds Fiscal Year 2013-14	Schedule 5

Description	Actual 2011-12	Actual 2012-13	CAO Recommended 2013-14	Adopted by the Board of Supervisors 2013-14
1	2	3	4	5
22190 COMM CORR PERFORM INCENT FUND	969,511	201,897		
24024 DA FAMILY - EXCESS REVENUE	2,965	2,059	700	700
24028 D.A.-FEDERAL FORFEITURE	13,154	14,190	1,500	1,500
24038 DA-COURT ORDERED PENALTIES	116,307	274,592	50,000	50,000
24039 HOPST PREPAREDNESS PRGM GRANT	292,676	(26,826)	98,290	98,290
24041 EMS WEEK - DONATIONS	195	134	130	130
24042 FIRE DEPT DONATIONS	2,421	4,226	600	600
24043 STATE FIRE	162,111	214,797	10,000	10,000
24044 FIRE-HAZARD REDUCTION	1,093,186	405,159	100,000	100,000
24047 FIRE-HELICOPTER OPERATIONS	461,590	621,609	393,000	393,000
24050 MOBILE FIRE KITCHEN	24	16	20	20
24057 INMATE WELF-SHER CORRECTION FC	3,382,694	2,701,365	3,330,000	3,330,000
24060 JUVENILE INMATE WELFARE	17,915	15,700	15,000	15,000
24066 KERN CO CHILDREN`S	207,409	208,580	209,636	209,636
24067 KERN COUNTY LIBRARY DONATIONS	217,585	110,909	96,000	96,000
24088 CORE AREA METRO BFLD IMP FEE	334,355	222,381	225,000	225,000
24089 METRO BFLD TRANSPORT IMP FEE	2,485,709	4,108,090	3,840,785	3,840,785
24091 ROSAMOND TRANSPORT IMP FEE	35,184	46,841		

State Controller Schedules County Budget Act January 2010 Edition, revision #1	COUNTY OF KERN Summary of Additional Financing Sources by Source and Fund Governmental Funds Fiscal Year 2013-14	Schedule 5

Description	Actual 2011-12	Actual 2012-13	CAO Recommended 2013-14	Adopted by the Board of Supervisors 2013-14
1	2	3	4	5
24094 SOLID WASTE ENFORCEMENT	159,593			
24095 BAKERSFIELD MITIGATION	132,784	86,215		
24096 TEH TRANSP IMPACT FEE CORE	98	69		
24097 TEH TRANSP IMPACT FEE NON-CORE	55,741	71,142		
24105 JAMISON CENTER	17,878	12,766	16,000	16,000
24125 STRONG MOT INSTRUMENTATION	351,726	92,334	72,824	72,824
24126 TOBACCO EDUCATION CONTROL PROG	165,884	112,915	187,970	187,970
24137 VITAL & HEALTH STAT-HEALTH DPT	53,742	55,886	59,550	59,550
24138 VITAL & HEALTH STAT-RECORDER	79,135	49,274	60,000	60,000
24139 VITAL & HEALTH STAT-CO. CLERK	1,686	1,986	1,500	1,500
24300 OILDALE REVITALIZATION FUND	8,420			
25120 PARCEL MAP IN-LIEU FEES	38,799	5,695	5,700	5,700
26000 ARRA AGING & ADULT (STIMULUS)	4	3	140	140
26004 KC ARRA ETR	2			
26005 ARRA ROADS	1,402,758			
26006 ARRA ENERGY STIMULUS GRANT	2,319,721	1,894	1,066	1,066
26008 CAL-MMET ARRA JAG GRANT	137,840	7,073		
40390 REXLAND ACRES SEWER IMPRVMNT	9,214,142	9,214,142		
TOTAL SUMMARIZATION BY FUND	**$ 1,768,131,834**	**$ 1,907,639,168**	**$ 1,735,130,311**	**$ 1,735,130,311**
Total Transferred From	SCH 6, COL 4	SCH 6, COL 5	SCH 6, COL 6	SCH 6, COL 7
Total Transferred To				SCH 2, COL 4
Summarization Totals Must Equal				Total by Source = Total by Fund

State Controller Schedules
County Budget Act
January 2010 Edition, revision #1

COUNTY OF KERN
Detail of Additional Financing Sources by Fund and Account
Governmental Funds
Fiscal Year 2013-14

Schedule 6

Fund Name	Financing Source Category	Financing Source Account		Actual 2011-12	Actual 2012-13	CAO Recommended 2013-14	Adopted by the Board of Supervisors 2013-14
1	2	3		4	5	6	7
GENERAL FUNDS							
GENERAL							
	CHARGES FOR SERVICES						
		CHARGES FOR CURRENT SERVICES					
		4303	SPECIAL ASSESSMENTS-CURRENT	$ 233,436	$ 203,868	$ 220,994	$ 220,994
		4305	ASSESSMENT & TAX COLL FEES	215,158	223,359	201,875	201,875
		4307	SUPPL ROLL ASSESSMENT FEES	1,164,198	1,686,819	1,347,541	1,347,541
		4308	SEGREGATION/LIEN REMOVAL FEE	1,262	7,897	1,500	1,500
		4309	REDEMTION INST PLAN FEE	81,400	92,300	89,000	89,000
		4311	TAX DEEDED FEE	21,138	26,903	19,250	19,250
		4312	M/H CLEARANCE CERTIFICATE FEE	950	1,100	1,000	1,000
		4314	RDA DISSOLUTION ADMIN COST	40,104	47,229	2,000	2,000
		4315	PROPERTY TAX ADM CHARGES-2557	929,571	1,526,668	1,479,503	1,479,503
		4326	AIRCRAFT EXEMPION FEES	350	350	420	420
		4335	INVESTMENT FEES	2,610,324	2,409,243	2,742,270	2,742,270
		4350	COMMUNICATION SERVICE	163,104	147,226	155,000	155,000
		4351	KGOV SERVICES-NON COUNTY	35,340	14,262	25,300	25,300
		4370	ELECTION SERVICES	132,272	652,559	75,000	75,000
		4375	ELECTION SERVICES-FILING FEES	56,319	33,142	35,000	35,000
		4410	LEGAL SERVICES	4,074,140	3,461,043	3,654,787	3,654,787
		4430	ENVIRONMENTAL IMPACT REPORTS	358,018	585,177	1,020,907	1,020,907
		4431	APPLICANT REIMB OF CONTRACTS	2,558,362	2,358,119	2,110,000	2,110,000
		4432	SPECIFIC PLAN SURCHARGE	1,000	50		
		4433	MOBILE HOME PK PLOT PLN REVIEW	2,219	626		
		4435	NEGATIVE DECLARATION	83,263	92,806	90,025	90,025
		4436	WIND GENERATED PLOT PLN REVIEW	1,346	220	1,246	1,246
		4438	PARCEL MAPS	97,835	85,671	95,000	95,000
		4441	MINOR PLAN MODIFICATIONS	8,130	7,750	7,520	7,520
		4444	LANDSCAPING PLOT PLAN REVIEW	350	550	250	250
		4445	GENERAL PLAN AMENDMENTS	109,207	66,572	105,000	105,000
		4450	TRACT MAPS		71,929		
		4451	FLOOD HAZARD EVALUATION	146,585	124,000	135,000	135,000
		4452	STREETS/VACATIONS	23,500	48,015	22,500	22,500
		4454	ALQUIST-PRIOLO EVALUATION		850	850	850
		4456	DEVELOPMENT AGREEMENT	2,403	7,409	5,000	5,000
		4457	MINING RECLAMATION ASSUR. RVW	51,758	31,103	36,000	36,000
		4458	SURFACE MINE INSPECTION	51,694	33,641	54,000	54,000
		4460	RESEARCH FEE	7,774	2,284	5,524	5,524

State Controller Schedules County Budget Act January 2010 Edition, revision #1	COUNTY OF KERN Detail of Additional Financing Sources by Fund and Account Governmental Funds Fiscal Year 2013-14	Schedule 6

Fund Name	Financing Source Category	Financing Source Account		Actual 2011-12	Actual 2012-13	CAO Recommended 2013-14	Adopted by the Board of Supervisors 2013-14
1	2	3		4	5	6	7
		4465	PLANNING AND ENGINEERING SERV	96,102	67,019	108,311	108,311
		4468	HOUSE NUMBER ASSIGNMENT	6,350	6,370	6,300	6,300
		4469	MINE INT MGMT REVIEW	260	260	260	260
		4470	PROC & FILING FEES (ANNEX)	3,226	5,604	3,900	3,900
		4471	RECORD SURVEY MAPS EXAMS	36,063	27,158	27,000	27,000
		4473	TM/PM-TIME EXT IMPROV AGREEMNT	400	800	600	600
		4475	SUBSCRIPTION SERVICE			50	50
		4477	LIQUOR LICENSE DETERMINATION	5,000	3,500	3,000	3,000
		4480	APPEALS-ZONING	11,930	13,072	2,020	2,020
		4481	TEMPORARY ANIMAL PERMIT		100		
		4482	AMEND LAND USE CONTRACT	585	725	385	385
		4483	NOTICE OF NON-RENEWAL	2,790	620	2,480	2,480
		4485	APPEALS-OTHER		420	600	600
		4550	AGRICULTURAL SERVICES	1,718,979	1,500,491	1,538,545	1,538,545
		4570	CIVIL PROCESS SERVICES	414,092	410,752	415,000	415,000
		4571	CIVIL BENCH WARRANT SERV FEES	4,100	6,200	6,000	6,000
		4590	COURT FEES AND COSTS	51,275	36,669	40,450	40,450
		4595	COURT FEES-TRAFFIC SCHOOLS	3,119,768	3,076,365	3,300,000	3,300,000
		4596	COURT FEES-TRAFFIC SCHOOL ADM	1,946,220	1,792,237	1,690,000	1,690,000
		4597	COURT INSTALLMENT ACCOUNT FEE	36,474	37,396	36,000	36,000
		4598	JAIL-BOOKING CHARGE	566,179	73,491	150,000	150,000
		4620	ESTATE FEES	23,215	13,146	15,000	15,000
		4641	IMPOUNDS-LEASH LAW	29,803	21,345	29,503	29,503
		4642	POUND OPER & ADOPTION FEES	285,928	258,089	281,391	281,391
		4660	LAW ENFORCEMENT SERVICES	309,843	353,928	260,000	260,000
		4662	LAW ENFORCEMENT CONTRACT-WASCO	3,006,139	2,979,404	3,018,169	3,018,169
		4663	RIDGECREST JAIL AGREEMENT	173,555	258,026		
		4665	EXTRADITIONS-REIMBURSEMENTS	2,937		2,000	2,000
		4666	LAW ENFORCEMENT CONTRACT-MARIC			105,087	105,087
		4667	K-9-UNIT DONATIONS		9,399	3,000	3,000
		4680	RECORDING FEES	717,032	1,225,795	1,222,100	1,222,100
		4681	COPY & PROCESS FEES	320,408	295,053	305,500	305,500
		4702	PARCEL MAP CHECKING FEE	50,635	30,925	42,000	42,000
		4703	LEGAL DESCRIPTION REVIEWS	12,700	15,000	13,200	13,200
		4704	IMPRVMNT PLAN CHECK PARCELMAP	32,718	14,906	24,000	24,000
		4705	FINAL MAP CHECKING FEE		31,890	19,200	19,200
		4706	REVISED PARCEL MAP CHECK FEE	400		300	300

State Controller Schedules
County Budget Act
January 2010 Edition, revision #1

COUNTY OF KERN
Detail of Additional Financing Sources by Fund and Account
Governmental Funds
Fiscal Year 2013-14

Schedule 6

Fund Name	Financing Source Category	Financing Source Account		Actual 2011-12	Actual 2012-13	CAO Recommended 2013-14	Adopted by the Board of Supervisors 2013-14
1	2	3		4	5	6	7
		4707	CODE ENFORCEMENT FEE	251,567	223,592	255,000	255,000
		4720	CHLD HLTH DISAB PREV-PM160	12,398	69,891	58,000	58,000
		4721	CLINIC FEES	265,484	289,962	250,000	250,000
		4722	EARLY INTERVENTN/PHN CASE MGMT	542,579	559,100	462,711	462,711
		4723	MEDI-CAL CLINIC	317,463	307,222	397,684	397,684
		4726	MEDI-CAL DOT	44,834	17,168	21,440	21,440
		4727	MEDI-CAL FAMILY PLANNING	287,331	273,943	280,000	280,000
		4735	HEALTH SERVICES-FOOD	268,967	175,670	252,958	252,958
		4737	HEALTH SERVICES-HOUSING	13,526	21,204	19,052	19,052
		4740	HEALTH SERVICES-WATER	321,301	623,587	424,041	424,041
		4745	HEALTH SERVICES-LAND DEVELOPMT	262,330	137,187	277,582	277,582
		4750	HEALTH SERVICES-SOLID WASTE	25,492	29,860	25,740	25,740
		4751	HEALTH SERVICES-HAZARDOUS WST	154,819	124,768	169,584	169,584
		4755	LABORATORY FEES	1,726,802	1,252,269	1,251,330	1,251,330
		4756	LABORATORY CLINIC-FEES	816	14,464	30,000	30,000
		4757	LABORATORY MEDI-CAL FEES	112,302	178,575	175,000	175,000
		4760	MEDICAL MARIJUANA PROGRAM	12,548	10,408	8,339	8,339
		4820	CRIPPLED CHILDREN SERV REIMB	2,320	2,200	2,426	2,426
		4822	CCS ENROLLMENT FEES	5,060	5,484	6,466	6,466
		4975	JUVENILE COURT WARDS	344,396	362,515	335,000	335,000
		4982	PRIS STATE REIMB	2,897,924	1,092,112	345,000	345,000
		4985	FEDERAL PRISONERS	7,308,543	7,040,366	6,802,610	6,802,610
		4990	OTHER REIMBURSEMENTS	415,123	525,319	321,316	321,316
		4992	UNSECURED COLLECTION REIMBURSE	124,063	125,479	120,252	120,252
		4994	TAX SALE CONTACT REIMBURSEMENT	2,805	5,500	5,400	5,400
		4995	REIMBURSE FOR JUVENILE CARE	34,804	27,032	30,000	30,000
		5005	C.Y.A. REIMBURSEMENT	3,751	5,079	3,000	3,000
		5150	LIBRARY SERV-BOOK FINES &DAMGS	328,385	352,537	400,000	400,000
		5180	VEHICLE ENTRY FEES	322,840	320,348	316,000	316,000
		5185	BOAT USAGE FEES-DAILY	122,875	119,695	135,750	135,750
		5195	BOAT USAGE FEES-YEARLY PASS	161,427	149,595	183,500	183,500
		5200	CAMPING AND PICNIC FEES	567,298	655,463	681,000	681,000
		5203	CAMP RESERVATION FEE	33,586	37,972	39,650	39,650
		5205	CONCESSIONS	19,385	20,912	21,898	21,898
		5215	FISHING FEES	30,684	50,137	50,500	50,500
		5235	OTHER PARKS & RECREATION FEES	58,158	70,434	74,500	74,500
		5236	PARKS & REC-RENTAL INSURANCE	21,038	19,006	21,300	21,300

State Controller Schedules
County Budget Act
January 2010 Edition, revision #1

COUNTY OF KERN
Detail of Additional Financing Sources by Fund and Account
Governmental Funds
Fiscal Year 2013-14

Schedule 6

Fund Name	Financing Source Category	Financing Source Account	Actual 2011-12	Actual 2012-13	CAO Recommended 2013-14	Adopted by the Board of Supervisors 2013-14
1	2	3	4	5	6	7
		5237 PARKS & REC-SECURITY GUARDS	6,472	7,138	7,000	7,000
		5244 OTHER SERVICE GOV`T-CUSTODIAL	41,673	40,835	42,000	42,000
		5245 REIMB CHILD RESTRAINT LOANER	20,099	7,595	15,000	15,000
		5248 DA-DRUG TEST FEES	89,064	56,206		
		5249 OTHER SERV-TELEPHONE CHARGES	745,492	678,365	928,340	928,340
		5250 REIMB TX DEEDED LAND SALE FEES	60,672	83,997	75,000	75,000
		5252 INTERNET SERVICES	112,183	132,590	123,590	123,590
		5253 REIMB FOR BODY TRANSPORTATION	4,700	6,000	7,500	7,500
		5255 REIMBURSEMENT FOR BURIAL	17,594	21,625	20,000	20,000
		5256 POSTMORTEM EXAMINATION FEE	2,000			
		5257 KGOV SERVICES-COUNTY	4,838	4,893	5,250	5,250
		5260 OTHER SERV FOR GOVTL AGENCIES	13,137,818	10,358,744	10,634,610	10,634,610
		5261 OTHER SVCS GOVT AGCY-NON MAINT	35,937	42,207	23,000	23,000
		5262 OTHER SVCS GOVT AGCY-M&S	29,353	18,036	10,000	10,000
		5268 HAZARDOUS MATERIALS CNTR FEE	1,921,753	1,940,969	1,996,854	1,996,854
		5271 PARCEL CUT & COMBINE FEE	840	2,380	1,320	1,320
		5273 PROP CHARACTERISTICS FEE	302	231	211	211
		5274 ASSESSMENT INFORMATION FEE	8,327	7,529	8,100	8,100
		5275 PHOTO COPIES	128,161	74,834	109,394	109,394
		5280 OTHER SERVICES	3,795,943	3,744,483	4,601,884	4,601,884
		5284 SHERIFF-COURT SERVICES	42,859			
		5285 DATA PROCESSING SERVICES	31,569	26,661	47,475	47,475
		5286 D.A.-NSF CHECK ADMIN FEE	41,209	50,879	40,000	40,000
		5287 D.A.-NSF CHECK DIVERSION FEE	111			
		5288 WEIGHTS & MEAS N/C TESTING FEE	7,691	4,457	4,000	4,000
		5289 WEIGHTS & MEAS TESTING FEES		1,345	5,000	5,000
		5290 WEIGHTS & MEAS DEVISE REG FEES	467,818	495,446	485,000	485,000
		5291 CAFETERIA SERVICES	2,290	2,575	1,250	1,250
		5292 REIMB PROBATION SERVICES	494,901	432,276	460,900	460,900
		TOTAL CHARGES FOR CURRENT SERVICES	**$ 64,924,309**	**$ 60,155,246**	**$ 60,317,320**	**$ 60,317,320**
		CHARGES FOR SERVICES-INTERFUND				
		5301 I/F-COMMUNICATION SERVICES	$ 440,418	$ 446,269	$ 462,800	$ 462,800
		5302 I/F-GENERAL SERVICES	691,354	694,385	772,750	772,750
		5304 I/F-SPEC INVESTIGATIONS UNIT	1,891,482	2,462,864	2,600,000	2,600,000
		5306 I/F-LEGAL SERVICES	2,635,399	2,398,478	2,590,418	2,590,418
		5307 I/F-D.P. TELEPHONE CHARGES	1,867,143	1,452,426	1,990,263	1,990,263
		5308 I/F-DATA PROCESSING SERVICES	1,135,202	974,614	1,001,802	1,001,802

State Controller Schedules
County Budget Act
January 2010 Edition, revision #1

COUNTY OF KERN
Detail of Additional Financing Sources by Fund and Account
Governmental Funds
Fiscal Year 2013-14

Schedule 6

Fund Name	Financing Source Category	Financing Source Account		Actual 2011-12	Actual 2012-13	CAO Recommended 2013-14	Adopted by the Board of Supervisors 2013-14
1	2	3		4	5	6	7
		5310	I/F-ENGINEERING & SURVEY SVCS	1,707,727	1,550,862	1,541,000	1,541,000
		5312	I/F-ROADS	240,727	269,577	260,000	260,000
		5314	I/F-HLTH PATERNITY OPPORTUNITY	1,480	1,880	1,600	1,600
		5316	I/F-PLANNING/BUILDING INSP.	205,120	210,915	261,500	261,500
		5320	I/F-REIMB COUNTYWIDE COST PLAN	4,242,037	3,454,413	3,332,896	3,332,896
		5326	I/F-COPY AND PROCESS FEES	1,000	4,903	500	500
		5331	DEFERRED COMP ADMIN FEES	317,000	303,000	235,386	235,386
		5334	I/F-INSURANCE PREM REIMB	296,990	258,406	441,267	441,267
		5336	I/F-INTERFUND REVENUE-OTHER	2,206,100	2,118,018	1,902,221	1,902,221
		5341	I/F-NON MAINT	53,237	34,916	32,000	32,000
		5342	I/F-M&S	71,805	36,953	28,800	28,800
		5344	I/F-CUSTODIAL	302,058	312,692	306,028	306,028
		5345	I/F-INTERNET SERVICES	109,776	128,637	143,745	143,745
		5346	I/F-KGOV SERVICES	418			
		5347	I/F-REPROGRAPHICS	1,009	1,232	550	550
			TOTAL CHARGES FOR SERVICES-INTERFUND $	**18,417,482 $**	**17,115,440 $**	**17,905,526 $**	**17,905,526**
			TOTAL CHARGES FOR SERVICES $	**83,341,791 $**	**77,270,686 $**	**78,222,846 $**	**78,222,846**
	FINES, FORFEITURES & PENALTIES						
		3455	VEHICLE CODE FINES	$ 1,238,582	$ 1,239,683	$ 1,130,000	$ 1,130,000
		3460	VEHICLE CODE FINES-CO. PORTION	42,032	31,276	26,000	26,000
		3463	RR GRADE CROSSING FINES-30% CO	482	247	200	200
		3465	JUVENILE TRAFFIC FINES	1,709	217	200	200
		3480	OTHER COURT FINES	3,159,959	2,689,601	2,774,675	2,774,675
		3481	FINES & PENALTIES	1,598,021	1,393,990	1,600,120	1,600,120
		3482	PROOF OF CORRECTION FEE	122,932	101,237	83,500	83,500
		3491	PARKING FINES-EQUIPMENT	130,345	113,677	124,900	124,900
		3510	ADULT COURT COSTS & FINES	381	1,069	600	600
		3520	PESTICIDE FINES-AB 1614	11,850	16,750	11,000	11,000
		3550	FORFEITURES & PENALTIES	170,258	442,610	211,085	211,085
		3555	JUDGMENTS & DAMAGES		2,291,154		
		3560	PENALTIES-PROPERTY TAXES	1,520,949	1,474,361	1,412,000	1,412,000
		3565	PENALTIES-REDEMPTIONS	225,267	252,284	225,000	225,000
		3570	REDEMPTION FEE	123,038	116,474	125,000	125,000
			TOTAL FINES, FORFEITURES & PENALTIES $	**8,345,805 $**	**10,164,630 $**	**7,724,380 $**	**7,724,380**
	INTERGOVERNMENTAL REVENUES						

State Controller Schedules
County Budget Act
January 2010 Edition, revision #1

COUNTY OF KERN
Detail of Additional Financing Sources by Fund and Account
Governmental Funds
Fiscal Year 2013-14

Schedule 6

Fund Name	Financing Source Category	Financing Source Account	Actual 2011-12	Actual 2012-13	CAO Recommended 2013-14	Adopted by the Board of Supervisors 2013-14
1	2	3	4	5	6	7
		FEDERAL				
		4051 FEDERAL-SOCIAL SERVICES	$ 133,942	$	$	$
		4070 FEDERAL- DUI PROS	379,336	390,275	479,272	479,272
		4080 FEDERAL-COPS GRANT	2,286,014	2,465,342	1,971,366	1,971,366
		4097 FEDERAL-AID USDA	239,815			
		4100 FEDERAL-HEALTH-ADMINISTRATION	498,723	707,042	631,665	631,665
		4110 FEDERAL-AID FOR DISASTER	11,866	3,006		
		4115 FEDERAL-FOREST RESERVE REVENUE	9,080	8,132	8,000	8,000
		4127 FEDERAL-TITLE IV-E	7,239,394	6,745,211	6,400,000	6,400,000
		4135 FEDERAL-IN LIEU PAYMENTS	2,498,911	2,473,776	2,297,671	2,297,671
		4140 FEDERAL-OTHER AID	2,215,147	1,592,811	3,836,077	3,836,077
		4145 FEDERAL-FLOOD CONTROL & DRAIN	209,851	306,106		
		4150 FED-AID FOR MATRNL&CHILD HLTH	777,950	1,393,297	1,653,203	1,653,203
		4160 FEDERAL- PEBT PROGRAM	466,276	394,260		
		4175 FEDERAL ARRA (STIMULUS)	1,055,290	286,815		
		TOTAL FEDERAL	**$ 18,021,595**	**$ 16,766,073**	**$ 17,277,254**	**$ 17,277,254**
		OTHER				
		4200 OTHER IN LIEU TAXES	$ 42,019	$ 74,564	$ 7,500	$ 7,500
		4220 OTHER AID FROM GOVTMNTL AGNCS	548,134	370,998	417,492	417,492
		4222 OTHER AID-RDA PASS THRU	3,013,129	3,447,403	4,081,300	4,081,300
		4224 OTHER AID-ABX1 26 EXCESS REV		3,847,147	2,000,000	2,000,000
		TOTAL OTHER	**$ 3,603,282**	**$ 7,740,112**	**$ 6,506,292**	**$ 6,506,292**
		STATE				
		3821 ST AID-MTR VH IN LIEU-RLGNMT	$ 18,629,207	$ 16,773,694	$ 13,753,089	$ 13,753,089
		3823 STATE AID-VL EXCESS R&T11001.5	1,790,948	368,299		
		3837 STATE-AID W&I STABILIZATION	1,996,000	1,996,000	1,996,000	1,996,000
		3838 STATE-AID WELFARE-REALIGNMENT	25,902,206	30,580,215	31,605,116	31,605,116
		3844 STATE-SOCIAL SERVICES	414,376	24,441		
		3865 STATE AID	105,655	589,679	14,677	14,677
		3869 STATE-AID DNA DATA BASE	217,643	200,913	200,000	200,000
		3895 STATE-HEALTH - ADMINISTRATION	7,439,031	8,271,130	9,509,134	9,509,134
		3896 STATE-AID HEALTH-REALIGNMENT	8,312,029	6,808,669	4,678,708	4,678,708
		3906 STATE-AID MENTAL HLT-REALIGNMT	617			
		3915 STATE-AID FOR AGRICULTURE	3,023,709	3,021,683	2,850,762	2,850,762
		3925 STATE-AID FOR CONSTRUCTION	(1,232,219)	2,386,247	912,975	912,975
		3932 STATE-AID SUPPL LAW ENFORCEMNT	676,129	27,222		
		3940 STATE-AID FOR VETERANS AFFAIRS	76,978	73,510	78,500	78,500
		3941 STATE-AID VETERANS LIC PLATES	19,932	21,996	21,017	21,017

State Controller Schedules
County Budget Act
January 2010 Edition, revision #1

COUNTY OF KERN
Detail of Additional Financing Sources by Fund and Account
Governmental Funds
Fiscal Year 2013-14

Schedule 6

Fund Name	Financing Source Category	Financing Source Account		Actual 2011-12	Actual 2012-13	CAO Recommended 2013-14	Adopted by the Board of Supervisors 2013-14
1	2	3		4	5	6	7
		3945	STATE-AID HOMEOWNER PROP TX RL	1,511,492	1,489,388	1,460,656	1,460,656
		3951	STATE-AID STATUTORY RAPE-OCJP	265,113	6,254		
		3955	STATE-AID FOR OTHER STATE AID	11,554,829	10,684,036	11,260,303	11,260,303
		3958	STATE-STATE PRISONER PROS	1,474,459	1,400,000	1,789,905	1,789,905
		3959	STATE-CSA JPCF PROGRAM	1,139,858	23,807		
		3962	STATE-AID SEX OFF.FINE PC290.3		177		
		3964	STATE-AID AUTO INS FRAUD	326,409	311,194	300,000	300,000
		3966	STATE-AID KRN ANTI-DRUG ABUSE	479,107	110,252	322,865	322,865
		3968	STATE-AID DMV AUTO THEFT	512,524	517,374	505,000	505,000
		3970	STATE-AID FOR DEVICE RPRMN REG	182,941	230,325	170,000	170,000
		3971	STATE-AID WRKRS COMP INS FRAUD	863,337	1,411,632	600,000	600,000
		3976	STATE-AID FOR DISASTER	2,397	58		
		3980	STATE-AID FOR COUNTY LIBRARIES	48,540	5,554		
		3995	STATE-AID MANDATED COST REIMB	408,615	408,660	334,000	334,000
		4026	STATE-AID RURAL CRIME	196,955	10,161		
		4046	STATE AID-TRIAL COURT FUNDING	2,288,159	2,065,766	2,139,999	2,139,999
			TOTAL STATE $	**88,626,976 $**	**89,818,336 $**	**84,502,706 $**	**84,502,706**
			TOTAL INTERGOVERNMENTAL REVENUES $	**110,251,853 $**	**114,324,521 $**	**108,286,252 $**	**108,286,252**
	LICENSES, PERMITS & FRANCHISES						
		3155	ANIMAL LICENSES	$ 350,985	$ 301,775	$ 400,000	$ 400,000
		3160	BUSINESS LICENSES	63,720	62,052	64,550	64,550
		3276	HOME OCCUPATION PERMIT	2,950	3,200	3,750	3,750
		3281	TEMPORARY PRECISE DEV PLAN	1,290	2,580	2,800	2,800
		3284	LRG FAMILY DAY CARE HOME PRMT	160	160	160	160
		3286	ZONE MODIFICATION	3,580	8,430	6,800	6,800
		3288	DETERMINATION OF SIMILAR USE	440	440	220	220
		3289	COND USE-W/DISCRETIONARY PRMT	5,109	5,000	5,000	5,000
		3292	EXTENSION OF TIME-DIRECTOR	3,050	2,250	2,300	2,300
		3294	CONDITIONAL CERT OF COMPLIANCE	6,930	2,820	6,270	6,270
		3305	ZONE CHANGE	111,000	52,064	100,000	100,000
		3310	CONDITIONAL USE PERMIT	214,232	118,963	180,000	180,000
		3315	VARIANCE	45,250	37,805	40,000	40,000
		3325	PRECISE DEVELOPMENT PLAN	20,341	48,296	36,000	36,000
		3330	OTHER ZONING	86,505	85,941	64,303	64,303
		3335	AGRICULTURAL PRES APPLICATION	10,254	6,786	9,440	9,440
		3340	AGRICULTURAL PRES CANCEL FEE	11,275	22,070	12,000	12,000

State Controller Schedules
County Budget Act
January 2010 Edition, revision #1

COUNTY OF KERN
Detail of Additional Financing Sources by Fund and Account
Governmental Funds
Fiscal Year 2013-14

Schedule 6

Fund Name	Financing Source Category	Financing Source Account		Actual 2011-12	Actual 2012-13	CAO Recommended 2013-14	Adopted by the Board of Supervisors 2013-14
1	2	3		4	5	6	7
		3345	AGRICULTURAL PRES-OTHER	5,480	6,900	6,400	6,400
		3350	FRANCHISES	4,945,940	5,317,984	5,516,000	5,516,000
		3351	FRANCHISES-CABLE	1,721,363	1,739,262	1,678,438	1,678,438
		3360	GUN PERMITS	130,018	187,583	150,000	150,000
		3365	MARRIAGE LICENSES	168,987	162,527	150,000	150,000
		3375	CARDROOM EMPLOYEE PERMITS	251,937	250,083	200,000	200,000
		3384	SOLID WASTE HEALTH PERMITS	403,860	418,620	435,742	435,742
		3385	BINGO LICENSES	815	750	600	600
		3387	AMBULANCE PERMITS	95,731	115,193	98,379	98,379
		3388	FOOD PERMITS	1,433,281	1,556,051	1,527,850	1,527,850
		3389	HOUSING PERMITS	93,770	96,185	93,503	93,503
		3390	OTHER LICENSES & PERMITS	5,084	1,564	4,500	4,500
		3391	EMS CERTIFICATION FEES	40,379	47,683	26,013	26,013
		3392	STAFF DEVELOPMENT EDUCATION FE	3,251	6,984	1,725	1,725
		3393	WATER PERMITS	317,862	316,470	319,754	319,754
		3398	STORAGE TANK PERMITS	333,760	326,515	325,591	325,591
		3401	MEDICAL WASTE PERMITS	94,380	89,715	92,539	92,539
		3402	OFFTRACK HORSE RACING FEE	20,845	19,627	23,000	23,000
			TOTAL LICENSES, PERMITS & FRANCHISES	**$ 11,003,814**	**$ 11,420,328**	**$ 11,583,627**	**$ 11,583,627**
	MISCELLANEOUS REVENUES						
		5365	WORK RELEASE PROGRAM	$	$	$	$
		5370	SALES-OTHER	114,412	59,613	66,910	66,910
		5385	10% REBATE-RESTITUTION PROGRAM	17,389	16,208	24,000	24,000
		5400	JURY/WITNESS FEES FRM CNTY EMP	731	636	620	620
		5405	GIFTS AND DONATIONS	3,013	2,500	960	960
		5415	DAMAGE TO COUNTY PROPERTY	41,733	6,197	3,070	3,070
		5420	CASH OVERAGES	51,640	5,202	2,000	2,000
		5425	RETURNED CHECK CHARGE	15,543	14,528	15,870	15,870
		5428	CREDIT CARD FEES	264,410	276,412	260,000	260,000
		5430	MONEY ESCHEATED TO GENERAL FD	204,900	288,437	75,000	75,000
		5435	PURCHASING CARD REBATE	53,320	74,925	91,152	91,152
		5438	RETURNED CHECKS/DEBIT MEMOS	01	(01)		
		5440	CANCELLED OUTLAWED WARRANTS	23,023	9,425	20,000	20,000
		5445	MISCELLANEOUS OTHER REVENUE	6,956,256	3,148,268	1,671,778	1,671,778
		5446	BOARD AGENDA SUBSCRIPTIONS	29		29	29

State Controller Schedules
County Budget Act
January 2010 Edition, revision #1

COUNTY OF KERN
Detail of Additional Financing Sources by Fund and Account
Governmental Funds
Fiscal Year 2013-14

Schedule 6

Fund Name	Financing Source Category	Financing Source Account		Actual 2011-12	Actual 2012-13	CAO Recommended 2013-14	Adopted by the Board of Supervisors 2013-14
1	2	3		4	5	6	7
		5450	WORKERS COMP INSURANCE-SAFETY	(1)	(1)	663,313	663,313
		5905	EXPENDITURE CORRECTIONS-ABATE	564			
			TOTAL MISCELLANEOUS REVENUES	**$ 7,746,963**	**$ 3,902,349**	**$ 2,894,702**	**$ 2,894,702**
	OTHER FINANCING SOURCES						
		5492	SALES-FIXED ASSETS	$ 103,682	$ 96,330	$ 75,000	$ 75,000
		5497	OFS/OPERATING TRANSFER IN	91,220,012	100,080,579	110,324,448	110,324,448
		5505	OFS/CO CONTRI/REALIGNMENT 2011	23,692,943	43,012,548	48,663,651	48,663,651
			TOTAL OTHER FINANCING SOURCES	**$ 115,016,637**	**$ 143,189,457**	**$ 159,063,099**	**$ 159,063,099**
	REV FROM USE OF MONEY & PROP						
		3605	INTEREST ON BANK DEP & INVEST	$ 1,335,602	$ 993,845	$ 500,000	$ 500,000
		3615	INTEREST FROM OTHER SOURCES	12,176,577	12,754,329	11,100,000	11,100,000
		3660	VENDING MACHINES	34,653	50,930	52,040	52,040
		3665	PUBLIC TELEPHONE				
		3667	VIDEO & FILM RENTAL FEE	49,496	46,855	54,000	54,000
		3690	VETERANS HALLS & COMMUNITY BLD	10,154	10,099	11,750	11,750
		3700	COUNTY BUILDING-SPACE RENTALS	201,651	245,266	246,178	246,178
		3710	COUNTY LAND RENTAL	82,094	76,498	82,966	82,966
		3717	AUTO PARKING CONCESSION	54,961	59,136	61,110	61,110
		3750	ROYALTIES - OIL AND GAS	281,999	420,590	485,273	485,273
			TOTAL REV FROM USE OF MONEY & PROP	**$ 14,227,187**	**$ 14,657,548**	**$ 12,593,317**	**$ 12,593,317**
	TAXES CURRENT PROPERTY						
		3005	PROPERTY TAXES-CURRENT SECURED	$ 160,393,611	$ 168,136,026	$ 158,757,651	$ 158,757,651
		3007	SUPPLEMENTAL PROP TAX-CURRENT	3,412,023	7,314,234	5,250,000	5,250,000
		3010	PROPERTY TAXES-CURRENT UNSEC	8,930,775	12,170,373	13,906,530	13,906,530
		3014	PROP TAX-CURRENT UNSEC SUPPL	418,719	106,426	500,000	500,000
			TOTAL TAXES CURRENT PROPERTY	**$ 173,155,128**	**$ 187,727,059**	**$ 178,414,181**	**$ 178,414,181**
	TAXES OTHER THAN CURRENT PROP						
		3015	PROPERTY TAXES-PRIOR SECURED	$ 20	$ 28	$	
		3017	SUPPLEMENTAL PROP TAX-PRIOR	360,812	349,141	400,000	400,000
		3025	PROPERTY TAXES-PRIOR UNSECURED	(366,876)	(131,130)		

State Controller Schedules
County Budget Act
January 2010 Edition, revision #1

COUNTY OF KERN
Detail of Additional Financing Sources by Fund and Account
Governmental Funds
Fiscal Year 2013-14

Schedule 6

Fund Name	Financing Source Category	Financing Source Account		Actual 2011-12	Actual 2012-13	CAO Recommended 2013-14	Adopted by the Board of Supervisors 2013-14
1	2	3		4	5	6	7
		3050	SALES AND USE TAX	43,810,436	38,118,263	35,000,000	35,000,000
		3051	SALES TAX IN LIEU - PROP TX	13,871,480	17,599,862	8,000,000	8,000,000
		3060	VLF TAX IN LIEU - PROP TX	92,659,718	99,756,468	99,250,559	99,250,559
		3070	TIMBER YEILD TAX	1,224	2,428	600	600
		3080	AIRCRAFT TAX	84,735	150,866	125,000	125,000
		3085	TRANSIENT MOTEL TAX	1,732,188	1,844,902	1,750,000	1,750,000
		3090	REAL PROPERTY TRANSFER TAX	2,555,727	2,961,378	2,882,951	2,882,951
		3093	HAZARDOUS WASTE FACILITIES TAX	1,316,613	1,431,774	1,300,000	1,300,000
		3095	LIVESTOCK HEAD TAX	388	578		
		3099	OTHER TAXES	233,495		230,000	230,000
			TOTAL TAXES OTHER THAN CURRENT PROP	**$ 156,259,960**	**$ 162,084,558**	**$ 148,939,110**	**$ 148,939,110**
TOTAL GENERAL				**$ 679,349,138**	**$ 724,741,136**	**$ 707,721,514**	**$ 707,721,514**
TAX LOSS RESERVE							
	FINES, FORFEITURES & PENALTIES						
		3560	PENALTIES-PROPERTY TAXES	$ 1,579,311	$ 1,609,739	$ 1,500,000	$ 1,500,000
		3565	PENALTIES-REDEMPTIONS	5,109,411	5,506,967	5,000,000	5,000,000
			TOTAL FINES, FORFEITURES & PENALTIES	**$ 6,688,722**	**$ 7,116,706**	**$ 6,500,000**	**$ 6,500,000**
TOTAL TAX LOSS RESERVE				**$ 6,688,722**	**$ 7,116,706**	**$ 6,500,000**	**$ 6,500,000**
TOTAL GENERAL FUNDS FINANCING SOURCES				**$ 686,037,860**	**$ 731,857,842**	**$ 714,221,514**	**$ 714,221,514**
SPECIAL REVENUE FUNDS							
ROAD							
	CHARGES FOR SERVICES						
		CHARGES FOR CURRENT SERVICES					
		4700	ROAD AND STREET SERVICES	$ 14,051	$ 79,354	$	
		4704	IMPRVMNT PLAN CHECK PARCELMAP	22,813	94,314		
		5260	OTHER SERV FOR GOVTL AGENCIES	2,800,912	3,006,825	5,800,000	5,800,000
			TOTAL CHARGES FOR CURRENT SERVICES	**$ 2,837,776**	**$ 3,180,493**	**$ 5,800,000**	**$ 5,800,000**
		CHARGES FOR SERVICES-INTERFUND					
		5312	I/F-ROADS	$ 1,398,629	$ 1,481,611	$ 1,464,021	$ 1,464,021
			TOTAL CHARGES FOR SERVICES-INTERFUND	**$ 1,398,629**	**$ 1,481,611**	**$ 1,464,021**	**$ 1,464,021**
			TOTAL CHARGES FOR SERVICES	**$ 4,236,405**	**$ 4,662,104**	**$ 7,264,021**	**$ 7,264,021**
	INTERGOVERNMENTAL REVENUES						
		FEDERAL					
		4105	FEDERAL-AID FOR CONSTRUCTION	$ 6,905,332	$ 4,105,824	$ 3,031,324	$ 3,031,324

State Controller Schedules
County Budget Act
January 2010 Edition, revision #1

COUNTY OF KERN
Detail of Additional Financing Sources by Fund and Account
Governmental Funds
Fiscal Year 2013-14

Schedule 6

Fund Name	Financing Source Category	Financing Source Account		Actual 2011-12	Actual 2012-13	CAO Recommended 2013-14	Adopted by the Board of Supervisors 2013-14
1	2	3		4	5	6	7
		4110	FEDERAL-AID FOR DISASTER	1,389,305	558,004		
		4115	FEDERAL-FOREST RESERVE REVENUE	110,260	98,744	98,744	98,744
			TOTAL FEDERAL	**$ 8,404,897**	**$ 4,762,572**	**$ 3,130,068**	**$ 3,130,068**
		STATE					
		3814	STATE- GAS TAX 2103	$ 12,688,191	$ 8,307,280	$ 9,900,000	$ 9,900,000
		3815	STATE-HIGHWAY USERS TAX	8,646,976	9,101,996	8,700,000	8,700,000
		3816	STATE-AID GAS TAX-2105	4,063,800	3,900,259	3,700,000	3,700,000
		3925	STATE-AID FOR CONSTRUCTION	555,000			
		3926	STATE-AID CONSTRUCTION-MATCH	100,000	100,000	100,000	100,000
		3927	STATE-AID CONSTRUCTION-EXCHNGE	305,044	305,044	305,044	305,044
		3976	STATE-AID FOR DISASTER	192,300	59		
			TOTAL STATE	**$ 26,551,311**	**$ 21,714,638**	**$ 22,705,044**	**$ 22,705,044**
			TOTAL INTERGOVERNMENTAL REVENUES	**$ 34,956,208**	**$ 26,477,210**	**$ 25,835,112**	**$ 25,835,112**
	MISCELLANEOUS REVENUES						
		5370	SALES-OTHER	$ 8,536	$ 2,881	$ 5,801	$ 5,801
		5400	JURY/WITNESS FEES FRM CNTY EMP			500	500
		5415	DAMAGE TO COUNTY PROPERTY	109,424	(47,783)	5,000	5,000
		5440	CANCELLED OUTLAWED WARRANTS	215	46		
		5445	MISCELLANEOUS OTHER REVENUE	121,026	35,228		
			TOTAL MISCELLANEOUS REVENUES	**$ 239,201**	**$ (9,628)**	**$ 11,301**	**$ 11,301**
	OTHER FINANCING SOURCES						
		5492	SALES-FIXED ASSETS	$ 164,483	$ 9,018	$ 50,000	$ 50,000
		5497	OFS/OPERATING TRANSFER IN	2,345,159	4,038,789	5,179,804	5,179,804
		5503	OFS - COUNTY CONTRIBUTION	5,670,812	10,770,812	5,670,813	5,670,813
			TOTAL OTHER FINANCING SOURCES	**$ 8,180,454**	**$ 14,818,619**	**$ 10,900,617**	**$ 10,900,617**
	REV FROM USE OF MONEY & PROP						
		3605	INTEREST ON BANK DEP & INVEST	$ 100,001	$ 67,038	$ 150,000	$ 150,000
		3615	INTEREST FROM OTHER SOURCES	140,156	94,541	160,000	160,000
			TOTAL REV FROM USE OF MONEY & PROP	**$ 240,157**	**$ 161,579**	**$ 310,000**	**$ 310,000**
	TAXES OTHER THAN CURRENT PROP						
		3055	SALES AND USE TAX-LOCAL TRANSP	$ 3,628,133	$ 3,124,221	$ 2,619,900	$ 2,619,900

State Controller Schedules
County Budget Act
January 2010 Edition, revision #1

COUNTY OF KERN
Detail of Additional Financing Sources by Fund and Account
Governmental Funds
Fiscal Year 2013-14

Schedule 6

Fund Name	Financing Source Category	Financing Source Account	Actual 2011-12	Actual 2012-13	CAO Recommended 2013-14	Adopted by the Board of Supervisors 2013-14
1	2	3	4	5	6	7
		TOTAL TAXES OTHER THAN CURRENT PROP	**$ 3,628,133**	**$ 3,124,221**	**$ 2,619,900**	**$ 2,619,900**
TOTAL ROAD			**$ 51,480,558**	**$ 49,234,105**	**$ 46,940,951**	**$ 46,940,951**
STRUCTURAL FIRE						
	CHARGES FOR SERVICES					
		CHARGES FOR CURRENT SERVICES				
		4303 SPECIAL ASSESSMENTS-CURRENT	$	$ (110)	$	$
		4990 OTHER REIMBURSEMENTS	36,035	2,715	40,000	40,000
		5254 FIRE COSTS REIMBURSEMENTS	3,570,794	4,589,487	2,934,500	2,934,500
		5260 OTHER SERV FOR GOVTL AGENCIES	5,660,520	4,767,868	5,603,021	5,603,021
		5265 FIRE PROT SVC STATE OF CALIF	12,729,792	12,768,661	12,971,558	12,971,558
		5275 PHOTO COPIES	2,818	2,531	1,000	1,000
		5280 OTHER SERVICES	155,236	272,984	25,000	25,000
		TOTAL CHARGES FOR CURRENT SERVICES	**$ 22,155,195**	**$ 22,404,136**	**$ 21,575,079**	**$ 21,575,079**
		CHARGES FOR SERVICES-INTERFUND				
		5328 I/F-VEHICLE SERVICE REIMB	$	$	$	$
		5336 I/F-INTERFUND REVENUE-OTHER	979			
		TOTAL CHARGES FOR SERVICES-INTERFUND	**$ 979**	**$ 0**	**$ 0**	**$ 0**
		TOTAL CHARGES FOR SERVICES	**$ 22,156,174**	**$ 22,404,136**	**$ 21,575,079**	**$ 21,575,079**
	FINES, FORFEITURES & PENALTIES					
		3550 FORFEITURES & PENALTIES	$ 1,040	$ 1,210	$ 30,000	$ 30,000
		3565 PENALTIES-REDEMPTIONS	59,135	74,577	50,000	50,000
		TOTAL FINES, FORFEITURES & PENALTIES	**$ 60,175**	**$ 75,787**	**$ 80,000**	**$ 80,000**
	INTERGOVERNMENTAL REVENUES					
		FEDERAL				
		4110 FEDERAL-AID FOR DISASTER	$	$	$	$
		4115 FEDERAL-FOREST RESERVE REVENUE	9,080	8,132	8,000	8,000
		4140 FEDERAL-OTHER AID	5,884,003	5,093,125	3,200,000	3,200,000
		TOTAL FEDERAL	**$ 5,893,083**	**$ 5,101,257**	**$ 3,208,000**	**$ 3,208,000**
		OTHER				
		4200 OTHER IN LIEU TAXES	$ 5,861	$ 11,541	$ 1,000	$ 1,000
		4222 OTHER AID-RDA PASS THRU	642,170	693,625	833,421	833,421
		4224 OTHER AID-ABX1 26 EXCESS REV		1,877,647		
		TOTAL OTHER	**$ 648,031**	**$ 2,582,813**	**$ 834,421**	**$ 834,421**
		STATE				
		3945 STATE-AID HOMEOWNER PROP TX RL	$ 707,106	$ 701,692	$ 691,832	$ 691,832

State Controller Schedules
County Budget Act
January 2010 Edition, revision #1

COUNTY OF KERN
Detail of Additional Financing Sources by Fund and Account
Governmental Funds
Fiscal Year 2013-14

Schedule 6

Fund Name	Financing Source Category	Financing Source Account		Actual 2011-12	Actual 2012-13	CAO Recommended 2013-14	Adopted by the Board of Supervisors 2013-14
1	2	3		4	5	6	7
		3955	STATE-AID FOR OTHER STATE AID	48,165	75,543		
			TOTAL STATE	**$ 755,271**	**$ 777,235**	**$ 691,832**	**$ 691,832**
			TOTAL INTERGOVERNMENTAL REVENUES	**$ 7,296,385**	**$ 8,461,305**	**$ 4,734,253**	**$ 4,734,253**
	LICENSES, PERMITS & FRANCHISES						
		3160	BUSINESS LICENSES	$ 377,879	$ 446,305	$ 350,000	$ 350,000
			TOTAL LICENSES, PERMITS & FRANCHISES	**$ 377,879**	**$ 446,305**	**$ 350,000**	**$ 350,000**
	MISCELLANEOUS REVENUES						
		5400	JURY/WITNESS FEES FRM CNTY EMP	$ 3,426	$ 4,250	$ 2,450	$ 2,450
		5415	DAMAGE TO COUNTY PROPERTY	(5,191)			
		5425	RETURNED CHECK CHARGE	35			
		5440	CANCELLED OUTLAWED WARRANTS	1,104	(1,070)		
		5445	MISCELLANEOUS OTHER REVENUE	98,894	12,015		
		5450	WORKERS COMP INSURANCE-SAFETY	(1)		400,000	400,000
		5465	FUEL TAX REFUND	3,926			
			TOTAL MISCELLANEOUS REVENUES	**$ 102,193**	**$ 15,195**	**$ 402,450**	**$ 402,450**
	OTHER FINANCING SOURCES						
		5492	SALES-FIXED ASSETS	$ 41,664	$ 265	$	
		5497	OFS/OPERATING TRANSFER IN	7,172,363	9,335,553	8,684,172	8,684,172
		5503	OFS - COUNTY CONTRIBUTION	14,881,080	21,381,080	19,381,078	19,381,078
			TOTAL OTHER FINANCING SOURCES	**$ 22,095,107**	**$ 30,716,898**	**$ 28,065,250**	**$ 28,065,250**
	REV FROM USE OF MONEY & PROP						
		3605	INTEREST ON BANK DEP & INVEST	$ (65,588)	$ (33)	$	
		3615	INTEREST FROM OTHER SOURCES	653	17,424		
			TOTAL REV FROM USE OF MONEY & PROP	**$ (64,935)**	**$ 17,391**	**$**	
	TAXES CURRENT PROPERTY						
		3005	PROPERTY TAXES-CURRENT SECURED	$ 74,079,294	$ 78,367,589	$ 73,830,277	$ 73,830,277
		3007	SUPPLEMENTAL PROP TAX-CURRENT	1,038,667	2,233,142	1,250,000	1,250,000
		3010	PROPERTY TAXES-CURRENT UNSEC	4,162,196	5,769,626	6,510,650	6,510,650
		3014	PROP TAX-CURRENT UNSEC SUPPL	126,897	32,682	100,000	100,000

State Controller Schedules
County Budget Act
January 2010 Edition, revision #1

COUNTY OF KERN
Detail of Additional Financing Sources by Fund and Account
Governmental Funds
Fiscal Year 2013-14

Schedule 6

Fund Name	Financing Source Category	Financing Source Account	Actual 2011-12	Actual 2012-13	CAO Recommended 2013-14	Adopted by the Board of Supervisors 2013-14
1	2	3	4	5	6	7
		TOTAL TAXES CURRENT PROPERTY	**$ 79,407,054**	**$ 86,403,039**	**$ 81,690,927**	**$ 81,690,927**
	TAXES OTHER THAN CURRENT PROP					
	3015	PROPERTY TAXES-PRIOR SECURED	$	$ 3,269	$	$
	3017	SUPPLEMENTAL PROP TAX-PRIOR	105,264	105,236	400,000	400,000
	3025	PROPERTY TAXES-PRIOR UNSECURED	(171,302)	(61,247)		
	3070	TIMBER YEILD TAX	311	617		
		TOTAL TAXES OTHER THAN CURRENT PROP	**$ (65,727)**	**$ 47,875**	**$ 400,000**	**$ 400,000**
TOTAL STRUCTURAL FIRE			**$ 131,364,305**	**$ 148,587,931**	**$ 137,297,959**	**$ 137,297,959**
BUILDING INSPECTION						
	CHARGES FOR SERVICES					
		CHARGES FOR CURRENT SERVICES				
	5260	OTHER SERV FOR GOVTL AGENCIES	$	$	$	$
		TOTAL CHARGES FOR CURRENT SERVICES	**$ 0**	**$ 0**	**$ 0**	**$ 0**
		CHARGES FOR SERVICES-INTERFUND				
	5310	I/F-ENGINEERING & SURVEY SVCS	$	$	$ 50	$ 50
		TOTAL CHARGES FOR SERVICES-INTERFUND	**$ 0**	**$ 50**	**$ 50**	**$ 50**
		TOTAL CHARGES FOR SERVICES	**$**	**$ 50**	**$ 50**	**$ 50**
	LICENSES, PERMITS & FRANCHISES					
	3160	BUSINESS LICENSES	$ 4,725	$	$ 4,000	$ 4,000
	3200	BUILDING PERMITS	9,498,797	6,527,707	4,200,000	4,200,000
		TOTAL LICENSES, PERMITS & FRANCHISES	**$ 9,503,522**	**$ 6,527,707**	**$ 4,204,000**	**$ 4,204,000**
	MISCELLANEOUS REVENUES					
	5400	JURY/WITNESS FEES FRM CNTY EMP	$ 300	$ 48	$ 100	$ 100
	5415	DAMAGE TO COUNTY PROPERTY			100	100
	5425	RETURNED CHECK CHARGE	385	280	360	360
	5440	CANCELLED OUTLAWED WARRANTS				
	5445	MISCELLANEOUS OTHER REVENUE	14,188	27,380	12,000	12,000
		TOTAL MISCELLANEOUS REVENUES	**$ 14,873**	**$ 27,708**	**$ 12,560**	**$ 12,560**
	OTHER FINANCING SOURCES					
	5497	OFS/OPERATING TRANSFER IN	$ 7,823	$ 6,421	$ 8,400	$ 8,400

State Controller Schedules
County Budget Act
January 2010 Edition, revision #1

COUNTY OF KERN
Detail of Additional Financing Sources by Fund and Account
Governmental Funds
Fiscal Year 2013-14

Schedule 6

Fund Name	Financing Source Category	Financing Source Account		Actual 2011-12	Actual 2012-13	CAO Recommended 2013-14	Adopted by the Board of Supervisors 2013-14
1	2	3		4	5	6	7
		TOTAL OTHER FINANCING SOURCES	**$**	**7,823**	**$ 6,421**	**$ 8,400**	**$ 8,400**
	REV FROM USE OF MONEY & PROP						
		3605	INTEREST ON BANK DEP & INVEST	$ 81,918	$ 66,067	$ 72,000	$ 72,000
		TOTAL REV FROM USE OF MONEY & PROP	**$**	**81,918**	**$ 66,067**	**$ 72,000**	**$ 72,000**
TOTAL BUILDING INSPECTION			**$**	**9,608,136**	**$ 6,627,953**	**$ 4,297,010**	**$ 4,297,010**
DEPT OF HUMAN SERVICES-ADMIN.							
	CHARGES FOR SERVICES						
		CHARGES FOR CURRENT SERVICES					
		4590	COURT FEES AND COSTS	$ 112	$ 215	$ 286	$ 286
		5275	PHOTO COPIES	2,327	2,309	2,270	2,270
		TOTAL CHARGES FOR CURRENT SERVICES	**$**	**2,439**	**$ 2,524**	**$ 2,556**	**$ 2,556**
		CHARGES FOR SERVICES-INTERFUND					
		5336	I/F-INTERFUND REVENUE-OTHER	$ 204,934	$ 149,426	$ 136,821	$ 136,821
		TOTAL CHARGES FOR SERVICES-INTERFUND	**$**	**204,934**	**$ 149,426**	**$ 136,821**	**$ 136,821**
	TOTAL CHARGES FOR SERVICES		**$**	**207,373**	**$ 151,950**	**$ 139,377**	**$ 139,377**
	INTERGOVERNMENTAL REVENUES						
		FEDERAL					
		4050	FEDERAL-PUBLIC ASSISTANCE-ADM	$ 63,690,927	$ 58,073,536	$ 72,375,878	$ 72,375,878
		4051	FEDERAL-SOCIAL SERVICES	23,738,469	24,607,272	27,342,370	27,342,370
		4110	FEDERAL-AID FOR DISASTER	5,974	675	1,349	1,349
		4140	FEDERAL-OTHER AID		408		
		4175	FEDERAL ARRA (STIMULUS)	12,811	(52)		
		TOTAL FEDERAL	**$**	**87,448,181**	**$ 82,681,839**	**$ 99,719,597**	**$ 99,719,597**
		STATE					
		3840	STATE-PUBLIC ASSISTANCE-ADMIN	$ 36,627,225	$ 33,773,222	$ 46,043,279	$ 46,043,279
		3844	STATE-SOCIAL SERVICES	939,545	1,210,131	208,037	208,037
		TOTAL STATE	**$**	**37,566,770**	**$ 34,983,353**	**$ 46,251,316**	**$ 46,251,316**
	TOTAL INTERGOVERNMENTAL REVENUES		**$**	**125,014,951**	**$ 117,665,192**	**$ 145,970,913**	**$ 145,970,913**
	MISCELLANEOUS REVENUES						
		5400	JURY/WITNESS FEES FRM CNTY EMP	$ 3,635	$ 3,189	$ 3,251	$ 3,251
		5420	CASH OVERAGES	186	35		
		5425	RETURNED CHECK CHARGE	215	(1,650)	460	460
		5440	CANCELLED OUTLAWED WARRANTS	3,953	1,535	476	476
		5445	MISCELLANEOUS OTHER REVENUE	43,603	31,386	25,939	25,939

State Controller Schedules
County Budget Act
January 2010 Edition, revision #1

COUNTY OF KERN
Detail of Additional Financing Sources by Fund and Account
Governmental Funds
Fiscal Year 2013-14

Schedule 6

Fund Name	Financing Source Category	Financing Source Account		Actual 2011-12	Actual 2012-13	CAO Recommended 2013-14	Adopted by the Board of Supervisors 2013-14
1	2	3		4	5	6	7
		TOTAL MISCELLANEOUS REVENUES	**$**	**51,592**	**$ 34,495**	**$ 30,126**	**$ 30,126**
	OTHER FINANCING SOURCES						
		5497	OFS/OPERATING TRANSFER IN	$	$	$	$
		5501	OFS/CO CONTRI/REALIGNMENT	1,071,509	1,321,045	1,361,734	1,361,734
		5503	OFS - COUNTY CONTRIBUTION	12,727,972	3,457,752	18,997,659	18,997,659
		5505	OFS/CO CONTRI/REALIGNMENT 2011	19,086,685	18,229,726	21,225,894	21,225,894
		TOTAL OTHER FINANCING SOURCES	**$**	**32,886,166**	**$ 23,008,523**	**$ 41,585,287**	**$ 41,585,287**
	REV FROM USE OF MONEY & PROP						
		3605	INTEREST ON BANK DEP & INVEST	$ 94,558	$ 27,307	$ 94,557	$ 94,557
		3660	VENDING MACHINES	315	299	255	255
		TOTAL REV FROM USE OF MONEY & PROP	**$**	**94,873**	**$ 27,606**	**$ 94,812**	**$ 94,812**
TOTAL DEPT OF HUMAN SERVICES-ADMIN.			**$**	**158,254,955**	**$ 140,887,766**	**$ 187,820,515**	**$ 187,820,515**
HUMAN SERVICES-DIRECT FIN AID							
	INTERGOVERNMENTAL REVENUES						
	FEDERAL						
		4052	FEDERAL-AID CALFRESH LIHEAP	$	$ 6,544	$	$
		4055	FEDERAL-AID FOR CHILDREN	98,998,106	94,047,169	86,171,519	86,171,519
		4175	FEDERAL ARRA (STIMULUS)	(22,618)	(755)		
		TOTAL FEDERAL	**$**	**98,975,488**	**$ 94,052,958**	**$ 86,171,519**	**$ 86,171,519**
	STATE						
		3839	ST AID-CALWORKS	$ 18,189,564	$ 23,210,504	$ 19,978,030	$ 19,978,030
		3860	STATE-AID FOR CHILDREN	21,272,749	21,385,351	35,581,048	35,581,048
		TOTAL STATE	**$**	**39,462,313**	**$ 44,595,855**	**$ 55,559,078**	**$ 55,559,078**
		TOTAL INTERGOVERNMENTAL REVENUES	**$**	**138,437,801**	**$ 138,648,813**	**$ 141,730,597**	**$ 141,730,597**
	MISCELLANEOUS REVENUES						
		5441	WELFARE REPAYMENTS	$ (196,765)	$ 1,382,555	$ 1,785,712	$ 1,785,712
		5443	WELFARE FORGERY RECOVERY	281			
		TOTAL MISCELLANEOUS REVENUES	**$**	**(196,484)**	**$ 1,382,555**	**$ 1,785,712**	**$ 1,785,712**
	OTHER FINANCING SOURCES						
		5497	OFS/OPERATING TRANSFER IN	$ 543,822	$	$	

State Controller Schedules
County Budget Act
January 2010 Edition, revision #1

COUNTY OF KERN
Detail of Additional Financing Sources by Fund and Account
Governmental Funds
Fiscal Year 2013-14

Schedule 6

Fund Name	Financing Source Category	Financing Source Account		Actual 2011-12	Actual 2012-13	CAO Recommended 2013-14	Adopted by the Board of Supervisors 2013-14
1	2	3		4	5	6	7
		5501	OFS/CO CONTRI/REALIGNMENT	15,474,805	18,009,265	18,692,364	18,692,364
		5503	OFS - COUNTY CONTRIBUTION	4,572,524	13,271,932		
		5505	OFS/CO CONTRI/REALIGNMENT 2011	25,920,470	27,474,938	30,192,451	30,192,451
			TOTAL OTHER FINANCING SOURCES	**$ 46,511,621**	**$ 58,756,135**	**$ 48,884,815**	**$ 48,884,815**
TOTAL HUMAN SERVICES-DIRECT FIN AID				**$ 184,752,938**	**$ 198,787,503**	**$ 192,401,124**	**$ 192,401,124**
MENTAL HEALTH FUND							
	CHARGES FOR SERVICES						
		CHARGES FOR CURRENT SERVICES					
		4725	MEDICAL RECORDS AND REPORT FEE	$ 310	$ 404	$ 500	$ 500
		4800	MENTAL HEALTH SERVICES	235,615	375,920	419,711	419,711
		4801	MH-D.U.I. ADM FEES	115,576	105,449	133,975	133,975
		4802	MH-P.C. 1000 ADM FEES	3,698	4,335	3,420	3,420
		4803	MH - METH ADM FEES	367,990	388,057	359,879	359,879
		4805	MH-SUBSTANCE ABUSE DIVERSION	539	67	488	488
		4955	MEDI-CAL PATIENT FEES	28,276,320	28,353,289	28,664,094	28,664,094
		4960	M.H. CONSERVATOR PARTIAL REIMB	270,308	308,059	305,000	305,000
		4990	OTHER REIMBURSEMENTS	655,108	241,191	121,606	121,606
			TOTAL CHARGES FOR CURRENT SERVICES	**$ 29,925,464**	**$ 29,776,771**	**$ 30,008,673**	**$ 30,008,673**
		CHARGES FOR SERVICES-INTERFUND					
		5303	I/F-CALWORKS REIMBURSEMENT	$ 2,023,343	$ 1,690,484	$ 2,063,480	$ 2,063,480
		5336	I/F-INTERFUND REVENUE-OTHER	664,197	580,731	746,500	746,500
			TOTAL CHARGES FOR SERVICES-INTERFUND	**$ 2,687,540**	**$ 2,271,215**	**$ 2,809,980**	**$ 2,809,980**
			TOTAL CHARGES FOR SERVICES	**$ 32,613,004**	**$ 32,047,986**	**$ 32,818,653**	**$ 32,818,653**
	INTERGOVERNMENTAL REVENUES						
		FEDERAL					
		4175	FEDERAL ARRA (STIMULUS)	$ (58,140)	$	$	
			TOTAL FEDERAL	**$ (58,140)**	**$ 0**	**$ 0**	**$ 0**
		STATE					
		3905	STATE-AID FOR MENTAL HEALTH	$ 15,645,089	$ 7,690,817	$ 7,303,566	$ 7,303,566
		3907	STATE-AID M.H. MANAGED CARE	6,959,729			
		3908	STATE-AID FOR CONTINUING CARE	65,264	37,354	59,000	59,000
		3995	STATE-AID MANDATED COST REIMB	418,516			
			TOTAL STATE	**$ 23,088,598**	**$ 7,728,171**	**$ 7,362,566**	**$ 7,362,566**
			TOTAL INTERGOVERNMENTAL REVENUES	**$ 23,030,458**	**$ 7,728,171**	**$ 7,362,566**	**$ 7,362,566**
	MISCELLANEOUS REVENUES						

State Controller Schedules
County Budget Act
January 2010 Edition, revision #1

COUNTY OF KERN
Detail of Additional Financing Sources by Fund and Account
Governmental Funds
Fiscal Year 2013-14

Schedule 6

Fund Name	Financing Source Category	Financing Source Account		Actual 2011-12	Actual 2012-13	CAO Recommended 2013-14	Adopted by the Board of Supervisors 2013-14
1	2	3		4	5	6	7
		5394	REIMBURSEMENT FROM CLIENTS	$	$ 24	$ 2,000	$ 2,000
		5400	JURY/WITNESS FEES FRM CNTY EMP	150		50	50
		5440	CANCELLED OUTLAWED WARRANTS	574	(971)		
		5445	MISCELLANEOUS OTHER REVENUE	928,682	1,283,563	1,048,569	1,048,569
			TOTAL MISCELLANEOUS REVENUES	**$ 929,406**	**$ 1,282,616**	**$ 1,050,619**	**$ 1,050,619**
	OTHER FINANCING SOURCES						
		5497	OFS/OPERATING TRANSFER IN	$ 24,724,934	$ 25,850,644	$ 28,941,900	$ 28,941,900
		5501	OFS/CO CONTRI/REALIGNMENT	519,753	402,625	402,624	402,624
		5503	OFS - COUNTY CONTRIBUTION	1,089,148	1,089,148	1,089,147	1,089,147
		5505	OFS/CO CONTRI/REALIGNMENT 2011	25,925,442	50,433,905	49,611,273	49,611,273
			TOTAL OTHER FINANCING SOURCES	**$ 52,259,277**	**$ 77,776,322**	**$ 80,044,944**	**$ 80,044,944**
	REV FROM USE OF MONEY & PROP						
		3605	INTEREST ON BANK DEP & INVEST	$ 149,773	$ 85,389	$ 71,500	$ 71,500
			TOTAL REV FROM USE OF MONEY & PROP	**$ 149,773**	**$ 85,389**	**$ 71,500**	**$ 71,500**
TOTAL MENTAL HEALTH FUND				**$ 108,981,918**	**$ 118,920,484**	**$ 121,348,282**	**$ 121,348,282**
AGING AND ADULT SERVICES							
	CHARGES FOR SERVICES						
		CHARGES FOR CURRENT SERVICES					
		4620	ESTATE FEES	$ 217,825	$ 258,538	$ 210,000	$ 210,000
			TOTAL CHARGES FOR CURRENT SERVICES	**$ 217,825**	**$ 258,538**	**$ 210,000**	**$ 210,000**
		CHARGES FOR SERVICES-INTERFUND					
		5336	I/F-INTERFUND REVENUE-OTHER	$ 815,945	$ 829,398	$ 1,026,746	$ 1,026,746
			TOTAL CHARGES FOR SERVICES-INTERFUND	**$ 815,945**	**$ 829,398**	**$ 1,026,746**	**$ 1,026,746**
			TOTAL CHARGES FOR SERVICES	**$ 1,033,770**	**$ 1,087,936**	**$ 1,236,746**	**$ 1,236,746**
	INTERGOVERNMENTAL REVENUES						
		FEDERAL					
		4051	FEDERAL-SOCIAL SERVICES	$ 1,331,784	$ 2,900,683	$ 3,774,007	$ 3,774,007
		4096	FEDERAL-AID FOR ELDERLY	2,161,534	2,239,944	2,100,832	2,100,832
		4097	FEDERAL-AID USDA	217,132	286,609	255,663	255,663
		4140	FEDERAL-OTHER AID	97,343	154,509	91,720	91,720
			TOTAL FEDERAL	**$ 3,807,793**	**$ 5,581,745**	**$ 6,222,222**	**$ 6,222,222**
		STATE					
		3844	STATE-SOCIAL SERVICES	$ 1,518,077	$ 2,484,994	$ 2,812,362	$ 2,812,362

State Controller Schedules
County Budget Act
January 2010 Edition, revision #1

COUNTY OF KERN
Detail of Additional Financing Sources by Fund and Account
Governmental Funds
Fiscal Year 2013-14

Schedule 6

Fund Name	Financing Source Category	Financing Source Account		Actual 2011-12	Actual 2012-13	CAO Recommended 2013-14	Adopted by the Board of Supervisors 2013-14
1	2	3		4	5	6	7
		3995	STATE-AID MANDATED COST REIMB				
		4035	STATE-AID MSSP				
		4036	STATE-AID FOR ELDERLY	161,007	149,841	181,575	181,575
		4037	STATE-AID HICAP	170,952	177,084	177,084	177,084
			TOTAL STATE	**$ 1,850,036**	**$ 2,811,919**	**$ 3,171,021**	**$ 3,171,021**
			TOTAL INTERGOVERNMENTAL REVENUES	**$ 5,657,829**	**$ 8,393,664**	**$ 9,393,243**	**$ 9,393,243**
	MISCELLANEOUS REVENUES						
		5405	GIFTS AND DONATIONS	$ 207,734	$ 185,918	$ 208,699	$ 208,699
		5440	CANCELLED OUTLAWED WARRANTS	50			
		5445	MISCELLANEOUS OTHER REVENUE	33,571	48,112	48,863	48,863
		5905	EXPENDITURE CORRECTIONS-ABATE	1,722			
			TOTAL MISCELLANEOUS REVENUES	**$ 243,077**	**$ 234,030**	**$ 257,562**	**$ 257,562**
	OTHER FINANCING SOURCES						
		5497	OFS/OPERATING TRANSFER IN	$	$	$	$
		5501	OFS/CO CONTRI/REALIGNMENT	514,264	654,062	690,764	690,764
		5503	OFS - COUNTY CONTRIBUTION	1,200,852	1,129,488	1,129,488	1,129,488
		5505	OFS/CO CONTRI/REALIGNMENT 2011	1,159,020	1,157,484	1,266,933	1,266,933
			TOTAL OTHER FINANCING SOURCES	**$ 2,874,136**	**$ 2,941,034**	**$ 3,087,185**	**$ 3,087,185**
	REV FROM USE OF MONEY & PROP						
		3605	INTEREST ON BANK DEP & INVEST	$ 30,175	$ 24,905	$ 26,866	$ 26,866
			TOTAL REV FROM USE OF MONEY & PROP	**$ 30,175**	**$ 24,905**	**$ 26,866**	**$ 26,866**
TOTAL AGING AND ADULT SERVICES				**$ 9,838,987**	**$ 12,681,569**	**$ 14,001,602**	**$ 14,001,602**
WILDLIFE RESOURCES							
	FINES, FORFEITURES & PENALTIES						
		3485	FISH & GAME FINES	$ 10,341	$ 10,314	$ 8,000	$ 8,000
			TOTAL FINES, FORFEITURES & PENALTIES	**$ 10,341**	**$ 10,314**	**$ 8,000**	**$ 8,000**
TOTAL WILDLIFE RESOURCES				**$ 10,341**	**$ 10,314**	**$ 8,000**	**$ 8,000**
TIMBER HARVEST FUND							
	MISCELLANEOUS REVENUES						

State Controller Schedules
County Budget Act
January 2010 Edition, revision #1

COUNTY OF KERN
Detail of Additional Financing Sources by Fund and Account
Governmental Funds
Fiscal Year 2013-14

Schedule 6

Fund Name	Financing Source Category	Financing Source Account		Actual 2011-12	Actual 2012-13	CAO Recommended 2013-14	Adopted by the Board of Supervisors 2013-14
1	2	3		4	5	6	7
		5445	MISCELLANEOUS OTHER REVENUE	$	$	$	$
			TOTAL MISCELLANEOUS REVENUES	**$**	**$**	**$**	**$**
	REV FROM USE OF MONEY & PROP						
		3605	INTEREST ON BANK DEP & INVEST	$ 43	$ 346	$ 40	$ 40
		3751	ROYALTIES - TIMBER HARVEST	78,516			
			TOTAL REV FROM USE OF MONEY & PROP	**$ 78,559**	**$ 346**	**$ 40**	**$ 40**
TOTAL TIMBER HARVEST FUND				**$ 78,559**	**$ 346**	**$ 40**	**$ 40**
GRAFFITI ABATEMENT							
	MISCELLANEOUS REVENUES						
		5445	MISCELLANEOUS OTHER REVENUE	$	$	$	$
			TOTAL MISCELLANEOUS REVENUES	**$**	**$**	**$**	**$**
TOTAL GRAFFITI ABATEMENT				**$**	**$**	**$**	**$**
PROBATION DJJ REALIGNMENT FUND							
	INTERGOVERNMENTAL REVENUES						
		STATE					
		3822	STATE AID-PUBLIC SAFETY	$	$	$	$
			TOTAL STATE	**$ 0**	**$ 0**	**$ 0**	**$ 0**
			TOTAL INTERGOVERNMENTAL REVENUES	**$**	**$**	**$**	**$**
	OTHER FINANCING SOURCES						
		5505	OFS/CO CONTRI/REALIGNMENT 2011	$ 2,630,495	$ 3,417,896	$ 3,192,000	$ 3,192,000
			TOTAL OTHER FINANCING SOURCES	**$ 2,630,495**	**$ 3,417,896**	**$ 3,192,000**	**$ 3,192,000**
	REV FROM USE OF MONEY & PROP						
		3605	INTEREST ON BANK DEP & INVEST	$ 11,654	$ 8,431	$ 8,000	$ 8,000
			TOTAL REV FROM USE OF MONEY & PROP	**$ 11,654**	**$ 8,431**	**$ 8,000**	**$ 8,000**
TOTAL PROBATION DJJ REALIGNMENT FUND				**$ 2,642,149**	**$ 3,426,327**	**$ 3,200,000**	**$ 3,200,000**
REAL ESTATE FRAUD							
	CHARGES FOR SERVICES						
		CHARGES FOR CURRENT SERVICES					

State Controller Schedules
County Budget Act
January 2010 Edition, revision #1

COUNTY OF KERN
Detail of Additional Financing Sources by Fund and Account
Governmental Funds
Fiscal Year 2013-14

Schedule 6

Fund Name	Financing Source Category	Financing Source Account	Actual 2011-12	Actual 2012-13	CAO Recommended 2013-14	Adopted by the Board of Supervisors 2013-14
1	2	3	4	5	6	7
		5260 OTHER SERV FOR GOVTL AGENCIES	$ 177,941	$ 239,842	$ 240,000	$ 240,000
		TOTAL CHARGES FOR CURRENT SERVICES	**$ 177,941**	**$ 239,842**	**$ 240,000**	**$ 240,000**
		CHARGES FOR SERVICES-INTERFUND				
		5327 I/F-RECORDING FEES	$	$	$	$
		TOTAL CHARGES FOR SERVICES-INTERFUND	**$ 0**	**$ 0**	**$ 0**	**$ 0**
	TOTAL CHARGES FOR SERVICES		**$ 177,941**	**$ 239,842**	**$ 240,000**	**$ 240,000**
	OTHER FINANCING SOURCES					
		5497 OFS/OPERATING TRANSFER IN	$ 18	$ 20	$	$
	TOTAL OTHER FINANCING SOURCES		**$ 18**	**$ 20**	**$**	
	REV FROM USE OF MONEY & PROP					
		3605 INTEREST ON BANK DEP & INVEST	$ 3,491	$ 2,233	$ 1,000	$ 1,000
	TOTAL REV FROM USE OF MONEY & PROP		**$ 3,491**	**$ 2,233**	**$ 1,000**	**$ 1,000**
TOTAL REAL ESTATE FRAUD			**$ 181,450**	**$ 242,095**	**$ 241,000**	**$ 241,000**
LITTER CLEAN UP						
	FINES, FORFEITURES & PENALTIES					
		3495 LITTERING FINES	$ 4,218	$ 3,491	$ 3,200	$ 3,200
	TOTAL FINES, FORFEITURES & PENALTIES		**$ 4,218**	**$ 3,491**	**$ 3,200**	**$ 3,200**
TOTAL LITTER CLEAN UP			**$ 4,218**	**$ 3,491**	**$ 3,200**	**$ 3,200**
OFF HWY MV LIC						
	INTERGOVERNMENTAL REVENUES					
		STATE				
		3965 STATE-AID/OFF HWY MTR VEH LIC	$ 143,717	$ 141,133	$ 140,000	$ 140,000
		TOTAL STATE	**$ 143,717**	**$ 141,133**	**$ 140,000**	**$ 140,000**
	TOTAL INTERGOVERNMENTAL REVENUES		**$ 143,717**	**$ 141,133**	**$ 140,000**	**$ 140,000**
	MISCELLANEOUS REVENUES					
		5445 MISCELLANEOUS OTHER REVENUE	$	$ 13,890	$	$
	TOTAL MISCELLANEOUS REVENUES		**$**	**$ 13,890**	**$**	
TOTAL OFF HWY MV LIC			**$ 143,717**	**$ 155,023**	**$ 140,000**	**$ 140,000**

State Controller Schedules
County Budget Act
January 2010 Edition, revision #1

COUNTY OF KERN
Detail of Additional Financing Sources by Fund and Account
Governmental Funds
Fiscal Year 2013-14

Schedule 6

Fund Name	Financing Source Category	Financing Source Account	Actual 2011-12	Actual 2012-13	CAO Recommended 2013-14	Adopted by the Board of Supervisors 2013-14
1	2	3	4	5	6	7
PL LOC DRN-SHAL						
	REV FROM USE OF MONEY & PROP					
		3605 INTEREST ON BANK DEP & INVEST	$ 89	$ 61	$ 59	$ 59
		TOTAL REV FROM USE OF MONEY & PROP	**$ 89**	**$ 61**	**$ 59**	**$ 59**
TOTAL PL LOC DRN-SHAL			**$ 89**	**$ 61**	**$ 59**	**$ 59**
PL LOC DRN-BRUND						
	REV FROM USE OF MONEY & PROP					
		3605 INTEREST ON BANK DEP & INVEST	$ 1,043	$ 725	$ 703	$ 703
		TOTAL REV FROM USE OF MONEY & PROP	**$ 1,043**	**$ 725**	**$ 703**	**$ 703**
TOTAL PL LOC DRN-BRUND			**$ 1,043**	**$ 725**	**$ 703**	**$ 703**
PL LOC DRN-ORNGW						
	REV FROM USE OF MONEY & PROP					
		3605 INTEREST ON BANK DEP & INVEST	$ 6,632	$ 4,609	$ 4,476	$ 4,476
		TOTAL REV FROM USE OF MONEY & PROP	**$ 6,632**	**$ 4,609**	**$ 4,476**	**$ 4,476**
TOTAL PL LOC DRN-ORNGW			**$ 6,632**	**$ 4,609**	**$ 4,476**	**$ 4,476**
PL LOC DRN-BRECK						
	REV FROM USE OF MONEY & PROP					
		3605 INTEREST ON BANK DEP & INVEST	$ 285	$ 198	$ 192	$ 192
		TOTAL REV FROM USE OF MONEY & PROP	**$ 285**	**$ 198**	**$ 192**	**$ 192**
TOTAL PL LOC DRN-BRECK			**$ 285**	**$ 198**	**$ 192**	**$ 192**
RANGE IMP SEC 15						
	INTERGOVERNMENTAL REVENUES					
		FEDERAL				
		4120 FEDERAL-GRAZING FEE	$ 8,941	$ 7,392	$ 7,392	$ 7,392
		TOTAL FEDERAL	**$ 8,941**	**$ 7,392**	**$ 7,392**	**$ 7,392**
		TOTAL INTERGOVERNMENTAL REVENUES	**$ 8,941**	**$ 7,392**	**$ 7,392**	**$ 7,392**
	REV FROM USE OF MONEY & PROP					
		3605 INTEREST ON BANK DEP & INVEST	$ 462	$ 329	$ 361	$ 361

State Controller Schedules
County Budget Act
January 2010 Edition, revision #1

COUNTY OF KERN
Detail of Additional Financing Sources by Fund and Account
Governmental Funds
Fiscal Year 2013-14

Schedule 6

Fund Name	Financing Source Category	Financing Source Account	Actual 2011-12	Actual 2012-13	CAO Recommended 2013-14	Adopted by the Board of Supervisors 2013-14
1	2	3	4	5	6	7
		TOTAL REV FROM USE OF MONEY & PROP	**$ 462**	**$ 329**	**$ 361**	**$ 361**
TOTAL RANGE IMP SEC 15			**$ 9,403**	**$ 7,721**	**$ 7,753**	**$ 7,753**
PL LOC DRN-OILDL						
	LICENSES, PERMITS & FRANCHISES					
		3390 OTHER LICENSES & PERMITS	$ 1,372	$	$	
		TOTAL LICENSES, PERMITS & FRANCHISES	**$ 1,372**	**$**	**$**	
	REV FROM USE OF MONEY & PROP					
		3605 INTEREST ON BANK DEP & INVEST	$ 834	$ 587	$ 571	$ 571
		TOTAL REV FROM USE OF MONEY & PROP	**$ 834**	**$ 587**	**$ 571**	**$ 571**
TOTAL PL LOC DRN-OILDL			**$ 2,206**	**$ 587**	**$ 571**	**$ 571**
RANGE IMP SEC 3						
	INTERGOVERNMENTAL REVENUES					
		FEDERAL				
		4120 FEDERAL-GRAZING FEE	$ 1,386	$ 1,328	$ 1,328	$ 1,328
		TOTAL FEDERAL	**$ 1,386**	**$ 1,328**	**$ 1,328**	**$ 1,328**
		TOTAL INTERGOVERNMENTAL REVENUES	**$ 1,386**	**$ 1,328**	**$ 1,328**	**$ 1,328**
	REV FROM USE OF MONEY & PROP					
		3605 INTEREST ON BANK DEP & INVEST	$ 276	$ 193	$ 209	$ 209
		TOTAL REV FROM USE OF MONEY & PROP	**$ 276**	**$ 193**	**$ 209**	**$ 209**
TOTAL RANGE IMP SEC 3			**$ 1,662**	**$ 1,521**	**$ 1,537**	**$ 1,537**
INFORMATIONAL KIOSK FUND						
	MISCELLANEOUS REVENUES					
		5445 MISCELLANEOUS OTHER REVENUE	$	$	$	
		TOTAL MISCELLANEOUS REVENUES	**$**	**$**	**$**	
	REV FROM USE OF MONEY & PROP					
		3605 INTEREST ON BANK DEP & INVEST	$	$	$	
		TOTAL REV FROM USE OF MONEY & PROP	**$**	**$**	**$**	

State Controller Schedules
County Budget Act
January 2010 Edition, revision #1

COUNTY OF KERN
Detail of Additional Financing Sources by Fund and Account
Governmental Funds
Fiscal Year 2013-14

Schedule 6

Fund Name	Financing Source Category	Financing Source Account	Actual 2011-12	Actual 2012-13	CAO Recommended 2013-14	Adopted by the Board of Supervisors 2013-14
1	2	3	4	5	6	7
TOTAL INFORMATIONAL KIOSK FUND			**$**	**$**	**$**	**$**
PROBATION TRN FD						
	INTERGOVERNMENTAL REVENUES					
		STATE				
		4040 STATE-SB 924 PROBATION TRAING	$ 238,565	$ 283,961	$ 273,350	$ 273,350
		TOTAL STATE	**$ 238,565**	**$ 283,961**	**$ 273,350**	**$ 273,350**
		TOTAL INTERGOVERNMENTAL REVENUES	**$ 238,565**	**$ 283,961**	**$ 273,350**	**$ 273,350**
TOTAL PROBATION TRN FD			**$ 238,565**	**$ 283,961**	**$ 273,350**	**$ 273,350**
DNA IDENTIFICATION						
	FINES, FORFEITURES & PENALTIES					
		3480 OTHER COURT FINES	$ 553,850	$ 486,057	$ 450,000	$ 450,000
		TOTAL FINES, FORFEITURES & PENALTIES	**$ 553,850**	**$ 486,057**	**$ 450,000**	**$ 450,000**
TOTAL DNA IDENTIFICATION			**$ 553,850**	**$ 486,057**	**$ 450,000**	**$ 450,000**
LOCAL PUBLIC SAFETY						
	INTERGOVERNMENTAL REVENUES					
		STATE				
		3822 STATE AID-PUBLIC SAFETY	$ 60,420,147	$ 74,557,976	$ 68,507,933	$ 68,507,933
		TOTAL STATE	**$ 60,420,147**	**$ 74,557,976**	**$ 68,507,933**	**$ 68,507,933**
		TOTAL INTERGOVERNMENTAL REVENUES	**$ 60,420,147**	**$ 74,557,976**	**$ 68,507,933**	**$ 68,507,933**
TOTAL LOCAL PUBLIC SAFETY			**$ 60,420,147**	**$ 74,557,976**	**$ 68,507,933**	**$ 68,507,933**
SHER FAC TRNG FD						
	CHARGES FOR SERVICES					
		CHARGES FOR CURRENT SERVICES				
		4990 OTHER REIMBURSEMENTS	$ 217,918	$ 252,142	$ 200,000	$ 200,000
		TOTAL CHARGES FOR CURRENT SERVICES	**$ 217,918**	**$ 252,142**	**$ 200,000**	**$ 200,000**
		TOTAL CHARGES FOR SERVICES	**$ 217,918**	**$ 252,142**	**$ 200,000**	**$ 200,000**
TOTAL SHER FAC TRNG FD			**$ 217,918**	**$ 252,142**	**$ 200,000**	**$ 200,000**
KERN CO DEPT OF CHILD SUPPORT						
	INTERGOVERNMENTAL REVENUES					
		FEDERAL				
		4065 FED-AID FOR REIM-COST FAM SUP	$ 15,116,069	$ 14,262,025	$ 14,775,635	$ 14,775,635
		4175 FEDERAL ARRA (STIMULUS)				
		TOTAL FEDERAL	**$ 15,116,069**	**$ 14,262,025**	**$ 14,775,635**	**$ 14,775,635**

State Controller Schedules
County Budget Act
January 2010 Edition, revision #1

COUNTY OF KERN
Detail of Additional Financing Sources by Fund and Account
Governmental Funds
Fiscal Year 2013-14

Schedule 6

Fund Name	Financing Source Category	Financing Source Account		Actual 2011-12	Actual 2012-13	CAO Recommended 2013-14	Adopted by the Board of Supervisors 2013-14
1	2	3		4	5	6	7
		STATE					
		3870	STATE-AID ENFRCMNT INCTVE FUND	$ 7,180,448	$ 6,728,246	$ 7,611,690	$ 7,611,690
			TOTAL STATE	**$ 7,180,448**	**$ 6,728,246**	**$ 7,611,690**	**$ 7,611,690**
	TOTAL INTERGOVERNMENTAL REVENUES			**$ 22,296,517**	**$ 20,990,271**	**$ 22,387,325**	**$ 22,387,325**
	MISCELLANEOUS REVENUES						
		5400	JURY/WITNESS FEES FRM CNTY EMP	$	$ 30	$ 15	$ 15
		5420	CASH OVERAGES	41	100		
		5440	CANCELLED OUTLAWED WARRANTS	1,378			
		5445	MISCELLANEOUS OTHER REVENUE	48,423	10,225	100	100
	TOTAL MISCELLANEOUS REVENUES			**$ 49,842**	**$ 10,355**	**$ 115**	**$ 115**
	OTHER FINANCING SOURCES						
		5497	OFS/OPERATING TRANSFER IN	$	$	368,970 $	$
	TOTAL OTHER FINANCING SOURCES			**$**	**$**	**368,970 $**	**$**
	REV FROM USE OF MONEY & PROP						
		3605	INTEREST ON BANK DEP & INVEST	$ 13,762	$ 9,227	$ 12,000	$ 12,000
		3717	AUTO PARKING CONCESSION	8,914	13,022	10,164	10,164
	TOTAL REV FROM USE OF MONEY & PROP			**$ 22,676**	**$ 22,249**	**$ 22,164**	**$ 22,164**
TOTAL KERN CO DEPT OF CHILD SUPPORT				**$ 22,369,035**	**$ 21,391,845**	**$ 22,409,604**	**$ 22,409,604**
AUTOMATED FINGERPRINT FUND							
	FINES, FORFEITURES & PENALTIES						
		3550	FORFEITURES & PENALTIES	$ 333,007	$ 282,258	$ 250,000	$ 250,000
	TOTAL FINES, FORFEITURES & PENALTIES			**$ 333,007**	**$ 282,258**	**$ 250,000**	**$ 250,000**
	REV FROM USE OF MONEY & PROP						
		3605	INTEREST ON BANK DEP & INVEST	$ 13,153	$ 8,546	$ 15,000	$ 15,000
	TOTAL REV FROM USE OF MONEY & PROP			**$ 13,153**	**$ 8,546**	**$ 15,000**	**$ 15,000**
TOTAL AUTOMATED FINGERPRINT FUND				**$ 346,160**	**$ 290,804**	**$ 265,000**	**$ 265,000**
JUV JUST FAC TEMP CONST							

State Controller Schedules
County Budget Act
January 2010 Edition, revision #1

COUNTY OF KERN
Detail of Additional Financing Sources by Fund and Account
Governmental Funds
Fiscal Year 2013-14

Schedule 6

Fund Name	Financing Source Category	Financing Source Account	Actual 2011-12	Actual 2012-13	CAO Recommended 2013-14	Adopted by the Board of Supervisors 2013-14
1	2	3	4	5	6	7
	FINES, FORFEITURES & PENALTIES					
	3480	OTHER COURT FINES	$ 237	$ 95	$ 100	$ 100
		TOTAL FINES, FORFEITURES & PENALTIES	**$ 237**	**$ 95**	**$ 100**	**$ 100**
	REV FROM USE OF MONEY & PROP					
	3605	INTEREST ON BANK DEP & INVEST	$ 64	$ 47	$ 50	$ 50
		TOTAL REV FROM USE OF MONEY & PROP	**$ 64**	**$ 47**	**$ 50**	**$ 50**
TOTAL JUV JUST FAC TEMP CONST			**$ 301**	**$ 142**	**$ 150**	**$ 150**
EMERGENCY MEDICAL SERVICES FND						
	FINES, FORFEITURES & PENALTIES					
	3518	EMERGENCY MED ASSESSMENT	$ 1,894,959	$ 1,628,470	$ 1,747,764	$ 1,747,764
		TOTAL FINES, FORFEITURES & PENALTIES	**$ 1,894,959**	**$ 1,628,470**	**$ 1,747,764**	**$ 1,747,764**
	INTERGOVERNMENTAL REVENUES					
	STATE					
	3955	STATE-AID FOR OTHER STATE AID	$	$	$	$
	4033	STATE-AID(CHIP)NON-CO HOSP SVC				
	4034	STATE-AID(CHIP)EMERGNCY MED SV				
		TOTAL STATE	**$ 0**	**$ 0**	**$ 0**	**$ 0**
		TOTAL INTERGOVERNMENTAL REVENUES	**$**	**$**	**$**	**$**
	MISCELLANEOUS REVENUES					
	5440	CANCELLED OUTLAWED WARRANTS	$	$	$	$
	5445	MISCELLANEOUS OTHER REVENUE				
		TOTAL MISCELLANEOUS REVENUES	**$**	**$**	**$**	**$**
	REV FROM USE OF MONEY & PROP					
	3605	INTEREST ON BANK DEP & INVEST	$ 6,501	$ 4,969	$ 5,959	$ 5,959
		TOTAL REV FROM USE OF MONEY & PROP	**$ 6,501**	**$ 4,969**	**$ 5,959**	**$ 5,959**
TOTAL EMERGENCY MEDICAL SERVICES FND			**$ 1,901,460**	**$ 1,633,439**	**$ 1,753,723**	**$ 1,753,723**
AUTOMATED CO WARRANT SYSTEM						
	FINES, FORFEITURES & PENALTIES					

State Controller Schedules
County Budget Act
January 2010 Edition, revision #1

COUNTY OF KERN
Detail of Additional Financing Sources by Fund and Account
Governmental Funds
Fiscal Year 2013-14

Schedule 6

Fund Name	Financing Source Category	Financing Source Account		Actual 2011-12	Actual 2012-13	CAO Recommended 2013-14	Adopted by the Board of Supervisors 2013-14
1	2	3		4	5	6	7
		3480	OTHER COURT FINES	$ 73,417	$ 60,448	$ 54,000	$ 54,000
			TOTAL FINES, FORFEITURES & PENALTIES	**$ 73,417**	**$ 60,448**	**$ 54,000**	**$ 54,000**
TOTAL AUTOMATED CO WARRANT SYSTEM				**$ 73,417**	**$ 60,448**	**$ 54,000**	**$ 54,000**
DOMESTIC VIOL PG							
	FINES, FORFEITURES & PENALTIES						
		3480	OTHER COURT FINES	$ 58,476	$ 45,299	$ 36,000	$ 36,000
			TOTAL FINES, FORFEITURES & PENALTIES	**$ 58,476**	**$ 45,299**	**$ 36,000**	**$ 36,000**
	LICENSES, PERMITS & FRANCHISES						
		3365	MARRIAGE LICENSES	$ 94,990	$ 99,452	$ 95,000	$ 95,000
			TOTAL LICENSES, PERMITS & FRANCHISES	**$ 94,990**	**$ 99,452**	**$ 95,000**	**$ 95,000**
TOTAL DOMESTIC VIOL PG				**$ 153,466**	**$ 144,751**	**$ 131,000**	**$ 131,000**
CRIMINAL JUS FACILITIES CONST							
	FINES, FORFEITURES & PENALTIES						
		3480	OTHER COURT FINES	$ 3,406,764	$ 2,884,897	$ 2,578,451	$ 2,578,451
		3489	PARKING FINES-OTHER AGENCIES	14,469	14,154		
		3491	PARKING FINES-EQUIPMENT	5,755	5,371		
			TOTAL FINES, FORFEITURES & PENALTIES	**$ 3,426,988**	**$ 2,904,422**	**$ 2,578,451**	**$ 2,578,451**
TOTAL CRIMINAL JUS FACILITIES CONST				**$ 3,426,988**	**$ 2,904,422**	**$ 2,578,451**	**$ 2,578,451**
RECORDER							
	CHARGES FOR SERVICES						
		CHARGES FOR CURRENT SERVICES					
		4680	RECORDING FEES	$ 1,985,967	$ 2,111,037	$ 2,234,063	$ 2,234,063
		4681	COPY & PROCESS FEES	322,621	427,065	380,000	380,000
			TOTAL CHARGES FOR CURRENT SERVICES	**$ 2,308,588**	**$ 2,538,102**	**$ 2,614,063**	**$ 2,614,063**
		CHARGES FOR SERVICES-INTERFUND					
		5326	I/F-COPY AND PROCESS FEES	$ 14,959	$ 16,626	$ 17,718	$ 17,718
			TOTAL CHARGES FOR SERVICES-INTERFUND	**$ 14,959**	**$ 16,626**	**$ 17,718**	**$ 17,718**
			TOTAL CHARGES FOR SERVICES	**$ 2,323,547**	**$ 2,554,728**	**$ 2,631,781**	**$ 2,631,781**
	LICENSES, PERMITS & FRANCHISES						

State Controller Schedules
County Budget Act
January 2010 Edition, revision #1

COUNTY OF KERN
Detail of Additional Financing Sources by Fund and Account
Governmental Funds
Fiscal Year 2013-14

Schedule 6

Fund Name	Financing Source Category	Financing Source Account		Actual 2011-12	Actual 2012-13	CAO Recommended 2013-14	Adopted by the Board of Supervisors 2013-14
1	2	3		4	5	6	7
		3365	MARRIAGE LICENSES	$ 4,102	$ 3,890	$ 3,500	$ 3,500
			TOTAL LICENSES, PERMITS & FRANCHISES	**$ 4,102**	**$ 3,890**	**$ 3,500**	**$ 3,500**
	MISCELLANEOUS REVENUES						
		5400	JURY/WITNESS FEES FRM CNTY EMP	$ 40	$	$	$
		5420	CASH OVERAGES	1,088	1,453	1,100	1,100
		5425	RETURNED CHECK CHARGE	700	700	552	552
		5445	MISCELLANEOUS OTHER REVENUE	456			
			TOTAL MISCELLANEOUS REVENUES	**$ 2,284**	**$ 2,153**	**$ 1,652**	**$ 1,652**
	OTHER FINANCING SOURCES						
		5497	OFS/OPERATING TRANSFER IN	$ 707,471	$ 1,006,495	$ 1,992,761	$ 1,992,761
			TOTAL OTHER FINANCING SOURCES	**$ 707,471**	**$ 1,006,495**	**$ 1,992,761**	**$ 1,992,761**
	REV FROM USE OF MONEY & PROP						
		3605	INTEREST ON BANK DEP & INVEST	$ 1,574	$ 2,369	$ 2,500	$ 2,500
			TOTAL REV FROM USE OF MONEY & PROP	**$ 1,574**	**$ 2,369**	**$ 2,500**	**$ 2,500**
TOTAL RECORDER				**$ 3,038,978**	**$ 3,569,635**	**$ 4,632,194**	**$ 4,632,194**
COURTHOUSE CONSTRUCTION FUND							
	FINES, FORFEITURES & PENALTIES						
		3480	OTHER COURT FINES	$	$	$	$
		3489	PARKING FINES-OTHER AGENCIES				
		3491	PARKING FINES-EQUIPMENT	2			
			TOTAL FINES, FORFEITURES & PENALTIES	**$ 2**	**$**	**$**	
TOTAL COURTHOUSE CONSTRUCTION FUND				**$ 02**	**$**	**$**	
RECORDER`S SSN TRUNCATION							
	CHARGES FOR SERVICES						
		CHARGES FOR CURRENT SERVICES					
		4680	RECORDING FEES	$ 162,004	$ 160,724	$ 1,500	$ 1,500
			TOTAL CHARGES FOR CURRENT SERVICES	**$ 162,004**	**$ 160,724**	**$ 1,500**	**$ 1,500**
		CHARGES FOR SERVICES-INTERFUND					

State Controller Schedules
County Budget Act
January 2010 Edition, revision #1

COUNTY OF KERN
Detail of Additional Financing Sources by Fund and Account
Governmental Funds
Fiscal Year 2013-14

Schedule 6

Fund Name	Financing Source Category	Financing Source Account	Actual 2011-12	Actual 2012-13	CAO Recommended 2013-14	Adopted by the Board of Supervisors 2013-14
1	2	3	4	5	6	7
		5327 I/F-RECORDING FEES	$	$	$	$
		TOTAL CHARGES FOR SERVICES-INTERFUND	**$ 0**	**$ 0**	**$ 0**	**$ 0**
	TOTAL CHARGES FOR SERVICES		**$ 162,004**	**$ 160,724**	**$ 1,500**	**$ 1,500**
	OTHER FINANCING SOURCES					
		5497 OFS/OPERATING TRANSFER IN	$ 30	$ 10	$	$
	TOTAL OTHER FINANCING SOURCES		**$ 30**	**$ 10**	**$**	
TOTAL RECORDER`S SSN TRUNCATION			**$ 162,034**	**$ 160,734**	**$ 1,500**	**$ 1,500**
ALCOHOLISM PROG						
	FINES, FORFEITURES & PENALTIES					
		3455 VEHICLE CODE FINES	$ 117,935	$ 100,060	$ 72,271	$ 72,271
	TOTAL FINES, FORFEITURES & PENALTIES		**$ 117,935**	**$ 100,060**	**$ 72,271**	**$ 72,271**
	REV FROM USE OF MONEY & PROP					
		3605 INTEREST ON BANK DEP & INVEST	$ 832	$ 244	$ 316	$ 316
	TOTAL REV FROM USE OF MONEY & PROP		**$ 832**	**$ 244**	**$ 316**	**$ 316**
TOTAL ALCOHOLISM PROG			**$ 118,767**	**$ 100,304**	**$ 72,587**	**$ 72,587**
ALCOHOL ABUSE EDUCATION/PREV						
	FINES, FORFEITURES & PENALTIES					
		3480 OTHER COURT FINES	$ 102,203	$ 85,636	$ 61,277	$ 61,277
	TOTAL FINES, FORFEITURES & PENALTIES		**$ 102,203**	**$ 85,636**	**$ 61,277**	**$ 61,277**
	REV FROM USE OF MONEY & PROP					
		3605 INTEREST ON BANK DEP & INVEST	$ 454	$ 406	$ 471	$ 471
	TOTAL REV FROM USE OF MONEY & PROP		**$ 454**	**$ 406**	**$ 471**	**$ 471**
TOTAL ALCOHOL ABUSE EDUCATION/PREV			**$ 102,657**	**$ 86,042**	**$ 61,748**	**$ 61,748**
DRUG PROGRAM FUND						
	FINES, FORFEITURES & PENALTIES					
		3480 OTHER COURT FINES	$ 27,237	$ 23,278	$ 21,835	$ 21,835

State Controller Schedules
County Budget Act
January 2010 Edition, revision #1

COUNTY OF KERN
Detail of Additional Financing Sources by Fund and Account
Governmental Funds
Fiscal Year 2013-14

Schedule 6

Fund Name	Financing Source Category	Financing Source Account	Actual 2011-12	Actual 2012-13	CAO Recommended 2013-14	Adopted by the Board of Supervisors 2013-14
1	2	3	4	5	6	7
		TOTAL FINES, FORFEITURES & PENALTIES	**$ 27,237**	**$ 23,278**	**$ 21,835**	**$ 21,835**
	REV FROM USE OF MONEY & PROP					
		3605 INTEREST ON BANK DEP & INVEST	$ 2,649	$ 1,869	$ 2,100	$ 2,100
		TOTAL REV FROM USE OF MONEY & PROP	**$ 2,649**	**$ 1,869**	**$ 2,100**	**$ 2,100**
TOTAL DRUG PROGRAM FUND			**$ 29,886**	**$ 25,147**	**$ 23,935**	**$ 23,935**
RECORDERS MODERNIZATION FUND						
	CHARGES FOR SERVICES					
		CHARGES FOR CURRENT SERVICES				
		4682 RECORDERS FEE-ADDITIONAL	$ 593,911	$ 779,407	$ 850,000	$ 850,000
		TOTAL CHARGES FOR CURRENT SERVICES	**$ 593,911**	**$ 779,407**	**$ 850,000**	**$ 850,000**
		CHARGES FOR SERVICES-INTERFUND				
		5327 I/F-RECORDING FEES	$	$	$	$
		TOTAL CHARGES FOR SERVICES-INTERFUND	**$ 0**	**$ 0**	**$ 0**	**$ 0**
		TOTAL CHARGES FOR SERVICES	**$ 593,911**	**$ 779,407**	**$ 850,000**	**$ 850,000**
	OTHER FINANCING SOURCES					
		5497 OFS/OPERATING TRANSFER IN	$ 25,009	$ 25,010	$ 25,020	$ 25,020
		TOTAL OTHER FINANCING SOURCES	**$ 25,009**	**$ 25,010**	**$ 25,020**	**$ 25,020**
TOTAL RECORDERS MODERNIZATION FUND			**$ 618,920**	**$ 804,417**	**$ 875,020**	**$ 875,020**
MICROGRAPHIC-RCD						
	CHARGES FOR SERVICES					
		CHARGES FOR CURRENT SERVICES				
		4690 RECORDING FEES-MICROGRAPHICS	$ 161,540	$ 160,711	$ 1,500	$ 1,500
		TOTAL CHARGES FOR CURRENT SERVICES	**$ 161,540**	**$ 160,711**	**$ 1,500**	**$ 1,500**
		CHARGES FOR SERVICES-INTERFUND				
		5327 I/F-RECORDING FEES	$	$	$	$
		TOTAL CHARGES FOR SERVICES-INTERFUND	**$ 0**	**$ 0**	**$ 0**	**$ 0**
		TOTAL CHARGES FOR SERVICES	**$ 161,540**	**$ 160,711**	**$ 1,500**	**$ 1,500**
	OTHER FINANCING SOURCES					
		5497 OFS/OPERATING TRANSFER IN	$ 9	$ 10	$	
		TOTAL OTHER FINANCING SOURCES	**$ 9**	**$ 10**	**$**	

State Controller Schedules
County Budget Act
January 2010 Edition, revision #1

COUNTY OF KERN
Detail of Additional Financing Sources by Fund and Account
Governmental Funds
Fiscal Year 2013-14

Schedule 6

Fund Name	Financing Source Category	Financing Source Account	Actual 2011-12	Actual 2012-13	CAO Recommended 2013-14	Adopted by the Board of Supervisors 2013-14
1	2	3	4	5	6	7
TOTAL MICROGRAPHIC-RCD			**$ 161,549**	**$ 160,721**	**$ 1,500**	**$ 1,500**
REDEMPTION SYSTEMS						
	FINES, FORFEITURES & PENALTIES					
		3565 PENALTIES-REDEMPTIONS	$ 201,190	$ 212,079	$ 601,861	$ 601,861
		TOTAL FINES, FORFEITURES & PENALTIES	**$ 201,190**	**$ 212,079**	**$ 601,861**	**$ 601,861**
TOTAL REDEMPTION SYSTEMS			**$ 201,190**	**$ 212,079**	**$ 601,861**	**$ 601,861**
ABATEMENT COST						
	CHARGES FOR SERVICES					
		CHARGES FOR CURRENT SERVICES				
		4303 SPECIAL ASSESSMENTS-CURRENT	$ (3)	$ (10)	$	
		TOTAL CHARGES FOR CURRENT SERVICES	**$ (3)**	**$ (10)**	**$ 0**	**$ 0**
		TOTAL CHARGES FOR SERVICES	**$ (3)**	**$ (10)**	**$**	
	FINES, FORFEITURES & PENALTIES					
		3565 PENALTIES-REDEMPTIONS	$	$ 7,303	$	
		TOTAL FINES, FORFEITURES & PENALTIES	**$**	**$ 7,303**	**$**	
	REV FROM USE OF MONEY & PROP					
		3615 INTEREST FROM OTHER SOURCES	$ 20	$	$	
		TOTAL REV FROM USE OF MONEY & PROP	**$ 20**	**$**	**$**	
	TAXES CURRENT PROPERTY					
		3005 PROPERTY TAXES-CURRENT SECURED	$ 1,994	$ 16,304	$ 41,707	$ 41,707
		TOTAL TAXES CURRENT PROPERTY	**$ 1,994**	**$ 16,304**	**$ 41,707**	**$ 41,707**
	TAXES OTHER THAN CURRENT PROP					
		3015 PROPERTY TAXES-PRIOR SECURED	$ 1,785	$ 17,698	$	
		TOTAL TAXES OTHER THAN CURRENT PROP	**$ 1,785**	**$ 17,698**	**$**	
TOTAL ABATEMENT COST			**$ 3,796**	**$ 41,295**	**$ 41,707**	**$ 41,707**
COUNTY LOCAL REVENUE FUND 2011						
	INTERGOVERNMENTAL REVENUES					
		STATE				

State Controller Schedules
County Budget Act
January 2010 Edition, revision #1

COUNTY OF KERN
Detail of Additional Financing Sources by Fund and Account
Governmental Funds
Fiscal Year 2013-14

Schedule 6

Fund Name	Financing Source Category	Financing Source Account		Actual 2011-12	Actual 2012-13	CAO Recommended 2013-14	Adopted by the Board of Supervisors 2013-14
1	2	3		4	5	6	7
		4000	ST AID-LOCAL COMM CORRECT ACCT	$ 10,908,097	$ 23,452,007	$ 27,792,395	$ 27,792,395
		4001	ST AID-TRIAL CT SECURTY ACCT	9,611,588	9,960,019	10,120,683	10,120,683
		4002	ST AID-DA AND PUB DEF ACCT	392,641	440,729	607,536	607,536
		4003	ST AID-JUVENILE JUST ACCT	2,799,651			
		4005	ST AID-SUPP LAW ENFORCE ACCT	12,532,704			
		4006	ST AID-ADULT PROTECTIVE SERV	1,159,020	1,157,484	1,266,933	1,266,933
		4007	ST AID-CHILD WELFARE	17,620,064	17,329,936	20,142,922	20,142,922
		4008	ST AID-CHILD ABUSE PREVENTION	262,005	275,298	301,327	301,327
		4009	ST AID-ADOPTIONS	1,739,037	1,093,669	1,511,341	1,511,341
		4010	ST AID-ADOPTIONS ASSIST PROGM	13,189,226	13,774,926	15,077,446	15,077,446
		4011	ST AID-FOSTER CARE ASSISTANCE	11,888,719	12,887,289	14,105,875	14,105,875
		4012	ST AID-FOSTER CARE ADMIN	709,276	678,594	742,760	742,760
		4013	ST AID-MENTAL HEALTH	18,726,040	22,593,897	22,771,521	22,771,521
		4014	ST AID-DRUG COURT	375,747	432,901	441,415	441,415
		4015	ST ADI-NON DRUG MEDI-CAL	429,727	475,897	485,256	485,256
		4016	ST AID-DRUG MEDI-CAL	2,968,610	2,824,004	2,879,541	2,879,541
		4017	ST AID-EPSDT		11,217,919	11,438,535	11,438,535
		4018	ST AID-MH MANAGED CARE		7,536,206	7,684,417	7,684,417
		4019	ST-AID ELE-CAMP FUNDING		3,016,380	2,300,000	2,300,000
		4020	ST-AID ELE-BOOKING FEES		642,814	732,680	732,680
		4021	ST-AID ELE-RURAL CRIME		449,031	508,383	508,383
		4022	ST-AID ELE-CALMMET		977,592	1,106,809	1,106,809
		4024	ST-AID ELE-COPS/SLESF		4,951,640	4,659,977	4,659,977
		4025	ST-AID ELE-JUV PROBATION		3,439,281	3,899,801	3,899,801
		4029	ST-AID JJ-YOGB		3,417,896	3,192,000	3,192,000
		4030	ST-AID JJ-JUV REENTRY		470,112	155,000	155,000
			TOTAL STATE	**$ 105,312,152**	**$ 143,495,521**	**$ 153,924,553**	**$ 153,924,553**
			TOTAL INTERGOVERNMENTAL REVENUES	**$ 105,312,152**	**$ 143,495,521**	**$ 153,924,553**	**$ 153,924,553**
	OTHER FINANCING SOURCES						
		5497	OFS/OPERATING TRANSFER IN	$	$ 200,000	$	$
		5505	OFS/CO CONTRI/REALIGNMENT 2011	$ 1,472,583	$	$	$
			TOTAL OTHER FINANCING SOURCES	**$ 1,472,583**	**$ 200,000**	**$**	**$**
TOTAL COUNTY LOCAL REVENUE FUND 2011				**$ 106,784,735**	**$ 143,695,521**	**$ 153,924,553**	**$ 153,924,553**
ADOPTION PREPAYMENT ANML CONTR							
	CHARGES FOR SERVICES						

State Controller Schedules
County Budget Act
January 2010 Edition, revision #1

COUNTY OF KERN
Detail of Additional Financing Sources by Fund and Account
Governmental Funds
Fiscal Year 2013-14

Schedule 6

Fund Name	Financing Source Category	Financing Source Account	Actual 2011-12	Actual 2012-13	CAO Recommended 2013-14	Adopted by the Board of Supervisors 2013-14
1	2	3	4	5	6	7
		CHARGES FOR CURRENT SERVICES				
		4642 POUND OPER & ADOPTION FEES	$	$ 20,125	$	$
		TOTAL CHARGES FOR CURRENT SERVICES	**$**	**$ 20,125**	**$**	**$**
	TOTAL CHARGES FOR SERVICES		**$**	**$ 20,125**	**$**	**$**
TOTAL ADOPTION PREPAYMENT ANML CONTR			**$**	**$ 20,125**	**$**	**$**
A-C FARM ADV AGRI RESEARCH						
	REV FROM USE OF MONEY & PROP					
		3605 INTEREST ON BANK DEP & INVEST	$	(1) $	$	$
		TOTAL REV FROM USE OF MONEY & PROP	**$**	**(1) $**	**$**	**$**
TOTAL A-C FARM ADV AGRI RESEARCH			**$**	**(1) $**	**$**	**$**
ANIMAL CARE DONATIONS						
	LICENSES, PERMITS & FRANCHISES					
		3155 ANIMAL LICENSES	$	$	$	$
		TOTAL LICENSES, PERMITS & FRANCHISES	**$**	**$**	**$**	**$**
	MISCELLANEOUS REVENUES					
		5405 GIFTS AND DONATIONS	$	79,369 $	68,941 $	8,500 $ 8,500
		5730 TRUST FUNDS-OTHER		(58,500)	(58,500)	
		TOTAL MISCELLANEOUS REVENUES	**$**	**20,869 $**	**10,441 $**	**8,500 $ 8,500**
	REV FROM USE OF MONEY & PROP					
		3605 INTEREST ON BANK DEP & INVEST	$	514 $	353 $	400 $ 400
		TOTAL REV FROM USE OF MONEY & PROP	**$**	**514 $**	**353 $**	**400 $ 400**
TOTAL ANIMAL CARE DONATIONS			**$**	**21,383 $**	**10,794 $**	**8,900 $ 8,900**
ANIMAL CARE						
	REV FROM USE OF MONEY & PROP					
		3605 INTEREST ON BANK DEP & INVEST	$	402 $	124 $	$
		TOTAL REV FROM USE OF MONEY & PROP	**$**	**402 $**	**124 $**	**$**
TOTAL ANIMAL CARE			**$**	**402 $**	**124 $**	**$**

State Controller Schedules
County Budget Act
January 2010 Edition, revision #1

COUNTY OF KERN
Detail of Additional Financing Sources by Fund and Account
Governmental Funds
Fiscal Year 2013-14

Schedule 6

Fund Name	Financing Source Category	Financing Source Account		Actual 2011-12	Actual 2012-13	CAO Recommended 2013-14	Adopted by the Board of Supervisors 2013-14
1	2	3		4	5	6	7
STERILIZATION FUND							
	LICENSES, PERMITS & FRANCHISES						
		3155	ANIMAL LICENSES	$ 38,612	$ 32,740	$ 36,629	$ 36,629
			TOTAL LICENSES, PERMITS & FRANCHISES	**$ 38,612**	**$ 32,740**	**$ 36,629**	**$ 36,629**
	MISCELLANEOUS REVENUES						
		5730	TRUST FUNDS-OTHER	$	15	$	
			TOTAL MISCELLANEOUS REVENUES	**$**	**15**	**$**	
TOTAL STERILIZATION FUND				**$ 38,612**	**$ 32,755**	**$ 36,629**	**$ 36,629**
BOARD OF TRADE-ADVERTISING							
	MISCELLANEOUS REVENUES						
		5444	MISC OTHER REVENUE-PRIOR YEAR	$ 11,018	$ 11,052	$	
		5445	MISCELLANEOUS OTHER REVENUE	73,815	58,028	45,000	45,000
			TOTAL MISCELLANEOUS REVENUES	**$ 84,833**	**$ 69,080**	**$ 45,000**	**$ 45,000**
	OTHER FINANCING SOURCES						
		5497	OFS/OPERATING TRANSFER IN	$	$	$	
			TOTAL OTHER FINANCING SOURCES	**$**	**$**	**$**	
	REV FROM USE OF MONEY & PROP						
		3605	INTEREST ON BANK DEP & INVEST	$ 513	$ 576	$ 600	$ 600
			TOTAL REV FROM USE OF MONEY & PROP	**$ 513**	**$ 576**	**$ 600**	**$ 600**
TOTAL BOARD OF TRADE-ADVERTISING				**$ 85,346**	**$ 69,656**	**$ 45,600**	**$ 45,600**
GENERAL PLAN ADMIN SURCHARGE							
	CHARGES FOR SERVICES						
		CHARGES FOR CURRENT SERVICES					
		4445	GENERAL PLAN AMENDMENTS	$ 426,561	$ 572,575	$ 460,000	$ 460,000
			TOTAL CHARGES FOR CURRENT SERVICES	**$ 426,561**	**$ 572,575**	**$ 460,000**	**$ 460,000**
			TOTAL CHARGES FOR SERVICES	**$ 426,561**	**$ 572,575**	**$ 460,000**	**$ 460,000**
	REV FROM USE OF MONEY & PROP						

State Controller Schedules
County Budget Act
January 2010 Edition, revision #1

COUNTY OF KERN
Detail of Additional Financing Sources by Fund and Account
Governmental Funds
Fiscal Year 2013-14

Schedule 6

Fund Name	Financing Source Category	Financing Source Account		Actual 2011-12	Actual 2012-13	CAO Recommended 2013-14	Adopted by the Board of Supervisors 2013-14
1	2	3		4	5	6	7
		3605	INTEREST ON BANK DEP & INVEST	$ 6,257	$ 5,589	$ 6,000	$ 6,000
	TOTAL REV FROM USE OF MONEY & PROP			**$ 6,257**	**$ 5,589**	**$ 6,000**	**$ 6,000**
TOTAL GENERAL PLAN ADMIN SURCHARGE				**$ 432,818**	**$ 578,164**	**$ 466,000**	**$ 466,000**
CO-WIDE CRIME PREV. P.C.1202.5							
	FINES, FORFEITURES & PENALTIES						
		3550	FORFEITURES & PENALTIES	$ 705	$ 550	$	
	TOTAL FINES, FORFEITURES & PENALTIES			**$ 705**	**$ 550**	**$**	
TOTAL CO-WIDE CRIME PREV. P.C.1202.5				**$ 705**	**$ 550**	**$**	
D.A.-LOCAL FORFEITURE TRUST							
	FINES, FORFEITURES & PENALTIES						
		3550	FORFEITURES & PENALTIES	$ 47,547	$ 92,767	$ 50,000	$ 50,000
	TOTAL FINES, FORFEITURES & PENALTIES			**$ 47,547**	**$ 92,767**	**$ 50,000**	**$ 50,000**
	REV FROM USE OF MONEY & PROP						
		3605	INTEREST ON BANK DEP & INVEST	$ 4,726	$ 3,190	$	
	TOTAL REV FROM USE OF MONEY & PROP			**$ 4,726**	**$ 3,190**	**$**	
TOTAL D.A.-LOCAL FORFEITURE TRUST				**$ 52,273**	**$ 95,957**	**$ 50,000**	**$ 50,000**
SOLID WASTE-LEA GRANT							
	INTERGOVERNMENTAL REVENUES						
		STATE					
		3955	STATE-AID FOR OTHER STATE AID	$ 30,276	$ 34,399	$ 33,448	$ 33,448
		TOTAL STATE		**$ 30,276**	**$ 34,399**	**$ 33,448**	**$ 33,448**
	TOTAL INTERGOVERNMENTAL REVENUES			**$ 30,276**	**$ 34,399**	**$ 33,448**	**$ 33,448**
	REV FROM USE OF MONEY & PROP						
		3605	INTEREST ON BANK DEP & INVEST	$ 216	$ 222	$ 150	$ 150
	TOTAL REV FROM USE OF MONEY & PROP			**$ 216**	**$ 222**	**$ 150**	**$ 150**
TOTAL SOLID WASTE-LEA GRANT				**$ 30,492**	**$ 34,621**	**$ 33,598**	**$ 33,598**
HEALTH-LOCAL OPTION							

State Controller Schedules
County Budget Act
January 2010 Edition, revision #1

COUNTY OF KERN
Detail of Additional Financing Sources by Fund and Account
Governmental Funds
Fiscal Year 2013-14

Schedule 6

Fund Name	Financing Source Category	Financing Source Account	Actual 2011-12	Actual 2012-13	CAO Recommended 2013-14	Adopted by the Board of Supervisors 2013-14
1	2	3	4	5	6	7
	CHARGES FOR SERVICES					
		CHARGES FOR CURRENT SERVICES				
		4751 HEALTH SERVICES-HAZARDOUS WST	$	$ 6,000	$	$
		TOTAL CHARGES FOR CURRENT SERVICES	**$ 0**	**$ 6,000**	**$ 0**	**$ 0**
	TOTAL CHARGES FOR SERVICES		**$**	**$ 6,000**	**$**	**$**
	MISCELLANEOUS REVENUES					
		5730 TRUST FUNDS-OTHER	$	$	$	$
	TOTAL MISCELLANEOUS REVENUES		**$**	**$**	**$**	**$**
	REV FROM USE OF MONEY & PROP					
		3605 INTEREST ON BANK DEP & INVEST	$	249 $	125 $	$
	TOTAL REV FROM USE OF MONEY & PROP		**$**	**249**	**$ 125**	**$**
TOTAL HEALTH-LOCAL OPTION			**$**	**249**	**$ 6,125**	**$**
HLTH-STATE L.U.S.T. PROG						
	CHARGES FOR SERVICES					
		CHARGES FOR CURRENT SERVICES				
		4751 HEALTH SERVICES-HAZARDOUS WST	$	11,690 $	2,900 $	$
		TOTAL CHARGES FOR CURRENT SERVICES	**$**	**11,690**	**$ 2,900**	**$ 0**
	TOTAL CHARGES FOR SERVICES		**$**	**11,690**	**$ 2,900**	**$**
TOTAL HLTH-STATE L.U.S.T. PROG			**$**	**11,690**	**$ 2,900**	**$**
PUBLIC HEALTH MISCELLANEOUS						
	CHARGES FOR SERVICES					
		CHARGES FOR CURRENT SERVICES				
		4990 OTHER REIMBURSEMENTS	$	4,880 $	1,960 $	2,000 $ 2,000
		TOTAL CHARGES FOR CURRENT SERVICES	**$**	**4,880**	**$ 1,960**	**$ 2,000** **$ 2,000**
	TOTAL CHARGES FOR SERVICES		**$**	**4,880**	**$ 1,960**	**$ 2,000** **$ 2,000**
	INTERGOVERNMENTAL REVENUES					
		FEDERAL				
		4140 FEDERAL-OTHER AID	$	$	$	$
		TOTAL FEDERAL	**$**	**0**	**$ 0**	**$ 0** **$ 0**
		STATE				
		3995 STATE-AID MANDATED COST REIMB	$	5,000 $	4,950 $	4,775 $ 4,775
		TOTAL STATE	**$**	**5,000**	**$ 4,950**	**$ 4,775** **$ 4,775**
	TOTAL INTERGOVERNMENTAL REVENUES		**$**	**5,000**	**$ 4,950**	**$ 4,775** **$ 4,775**

State Controller Schedules
County Budget Act
January 2010 Edition, revision #1

COUNTY OF KERN
Detail of Additional Financing Sources by Fund and Account
Governmental Funds
Fiscal Year 2013-14

Schedule 6

Fund Name	Financing Source Category	Financing Source Account	Actual 2011-12	Actual 2012-13	CAO Recommended 2013-14	Adopted by the Board of Supervisors 2013-14
1	2	3	4	5	6	7
	MISCELLANEOUS REVENUES					
		5405 GIFTS AND DONATIONS	$	$	$	$
		5445 MISCELLANEOUS OTHER REVENUE				
		TOTAL MISCELLANEOUS REVENUES	**$**	**$**	**$**	**$**
TOTAL PUBLIC HEALTH MISCELLANEOUS			**$ 9,880**	**$ 6,910**	**$ 6,775**	**$ 6,775**
HEALTH-MAA/TCM						
	INTERGOVERNMENTAL REVENUES					
		FEDERAL				
		4140 FEDERAL-OTHER AID	$ 68,518	$ 94,136	$ 99,880	$ 99,880
		TOTAL FEDERAL	**$ 68,518**	**$ 94,136**	**$ 99,880**	**$ 99,880**
		TOTAL INTERGOVERNMENTAL REVENUES	**$ 68,518**	**$ 94,136**	**$ 99,880**	**$ 99,880**
	REV FROM USE OF MONEY & PROP					
		3605 INTEREST ON BANK DEP & INVEST	$ 308	$ 183	$ 120	$ 120
		TOTAL REV FROM USE OF MONEY & PROP	**$ 308**	**$ 183**	**$ 120**	**$ 120**
TOTAL HEALTH-MAA/TCM			**$ 68,826**	**$ 94,319**	**$ 100,000**	**$ 100,000**
H1N1 PUB HLTH EMERG RESP FUNDS						
	INTERGOVERNMENTAL REVENUES					
		FEDERAL				
		4100 FEDERAL-HEALTH-ADMINISTRATION	$	$	$	$
		TOTAL FEDERAL	**$ 0**	**$ 0**	**$ 0**	**$ 0**
		TOTAL INTERGOVERNMENTAL REVENUES	**$**	**$**	**$**	**$**
	REV FROM USE OF MONEY & PROP					
		3605 INTEREST ON BANK DEP & INVEST	$ 432	$	$	$
		TOTAL REV FROM USE OF MONEY & PROP	**$ 432**	**$**	**$**	**$**
TOTAL H1N1 PUB HLTH EMERG RESP FUNDS			**$ 432**	**$**	**$**	**$**
CHILD RESTRAINT LOANER PRG						
	CHARGES FOR SERVICES					
		CHARGES FOR CURRENT SERVICES				
		4990 OTHER REIMBURSEMENTS	$ 821	$ 2,057	$ 2,000	$ 2,000
		5245 REIMB CHILD RESTRAINT LOANER	51,055	40,795	42,000	42,000
		TOTAL CHARGES FOR CURRENT SERVICES	**$ 51,876**	**$ 42,852**	**$ 44,000**	**$ 44,000**

State Controller Schedules
County Budget Act
January 2010 Edition, revision #1

COUNTY OF KERN
Detail of Additional Financing Sources by Fund and Account
Governmental Funds
Fiscal Year 2013-14

Schedule 6

Fund Name	Financing Source Category	Financing Source Account	Actual 2011-12	Actual 2012-13	CAO Recommended 2013-14	Adopted by the Board of Supervisors 2013-14
1	2	3	4	5	6	7
		TOTAL CHARGES FOR SERVICES	**$ 51,876**	**$ 42,852**	**$ 44,000**	**$ 44,000**
TOTAL CHILD RESTRAINT LOANER PRG			**$ 51,876**	**$ 42,852**	**$ 44,000**	**$ 44,000**
D. A. EQUIPMENT/AUTOMATION						
	FINES, FORFEITURES & PENALTIES					
	3550	FORFEITURES & PENALTIES	$	$	$ 500	$ 500
		TOTAL FINES, FORFEITURES & PENALTIES	**$**	**$**	**$ 500**	**$ 500**
	REV FROM USE OF MONEY & PROP					
	3605	INTEREST ON BANK DEP & INVEST	$ 5,224	$ 3,629	$	
		TOTAL REV FROM USE OF MONEY & PROP	**$ 5,224**	**$ 3,629**	**$**	
TOTAL D. A. EQUIPMENT/AUTOMATION			**$ 5,224**	**$ 3,629**	**$ 500**	**$ 500**
TOTAL MH-PROP 36 SUB A & CRIME PREV			**$**	**$**	**$**	**$**
KCIRT						
	MISCELLANEOUS REVENUES					
	5445	MISCELLANEOUS OTHER REVENUE	$	$	$	$
		TOTAL MISCELLANEOUS REVENUES	**$**	**$**	**$**	**$**
	REV FROM USE OF MONEY & PROP					
	3605	INTEREST ON BANK DEP & INVEST	$ 9	$ 3	$	$
		TOTAL REV FROM USE OF MONEY & PROP	**$ 9**	**$ 3**	**$**	**$**
TOTAL KCIRT			**$ 9**	**$ 3**	**$**	**$**
MENTAL HEALTH SERVICES ACT						
	INTERGOVERNMENTAL REVENUES					
	STATE					
	3905	STATE-AID FOR MENTAL HEALTH	$ 12,552,140	$ 38,940,110	$ 28,446,101	$ 28,446,101
		TOTAL STATE	**$ 12,552,140**	**$ 38,940,110**	**$ 28,446,101**	**$ 28,446,101**
		TOTAL INTERGOVERNMENTAL REVENUES	**$ 12,552,140**	**$ 38,940,110**	**$ 28,446,101**	**$ 28,446,101**
	REV FROM USE OF MONEY & PROP					
	3605	INTEREST ON BANK DEP & INVEST	$ 267,407	$ 188,503	$ 130,000	$ 130,000

State Controller Schedules
County Budget Act
January 2010 Edition, revision #1

COUNTY OF KERN
Detail of Additional Financing Sources by Fund and Account
Governmental Funds
Fiscal Year 2013-14

Schedule 6

Fund Name	Financing Source Category	Financing Source Account	Actual 2011-12	Actual 2012-13	CAO Recommended 2013-14	Adopted by the Board of Supervisors 2013-14
1	2	3	4	5	6	7
		TOTAL REV FROM USE OF MONEY & PROP	**$ 267,407**	**$ 188,503**	**$ 130,000**	**$ 130,000**
TOTAL MENTAL HEALTH SERVICES ACT			**$ 12,819,547**	**$ 39,128,613**	**$ 28,576,101**	**$ 28,576,101**
MHSA PRUDENT RESERVE						
	INTERGOVERNMENTAL REVENUES					
	STATE					
	3905	STATE-AID FOR MENTAL HEALTH	$	$	$	$
		TOTAL STATE	**$ 0**	**$ 0**	**$ 0**	**$ 0**
		TOTAL INTERGOVERNMENTAL REVENUES	**$**	**$**	**$**	**$**
	OTHER FINANCING SOURCES					
	5497	OFS/OPERATING TRANSFER IN	$	$	3,529,368 $	$
		TOTAL OTHER FINANCING SOURCES	**$**	**$**	**3,529,368 $**	**$**
	REV FROM USE OF MONEY & PROP					
	3605	INTEREST ON BANK DEP & INVEST	$	73,530 $	45,026 $	$
		TOTAL REV FROM USE OF MONEY & PROP	**$**	**73,530 $**	**45,026 $**	**$**
TOTAL MHSA PRUDENT RESERVE			**$**	**73,530 $**	**3,574,394 $**	**$**
CRIMINALISTICS LABORATORIES						
	FINES, FORFEITURES & PENALTIES					
	3550	FORFEITURES & PENALTIES	$	105,967 $	122,591 $	52,000 $ 52,000
		TOTAL FINES, FORFEITURES & PENALTIES	**$**	**105,967 $**	**122,591 $**	**52,000 $ 52,000**
TOTAL CRIMINALISTICS LABORATORIES			**$**	**105,967 $**	**122,591 $**	**52,000 $ 52,000**
ASSET FORFEITURE 15 PERCENT						
	FINES, FORFEITURES & PENALTIES					
	3550	FORFEITURES & PENALTIES	$	2,239 $	7,500 $	$
		TOTAL FINES, FORFEITURES & PENALTIES	**$**	**2,239 $**	**7,500 $**	**$**
	REV FROM USE OF MONEY & PROP					
	3605	INTEREST ON BANK DEP & INVEST	$	5 $	33 $	$

State Controller Schedules
County Budget Act
January 2010 Edition, revision #1

COUNTY OF KERN
Detail of Additional Financing Sources by Fund and Account
Governmental Funds
Fiscal Year 2013-14

Schedule 6

Fund Name	Financing Source Category	Financing Source Account	Actual 2011-12	Actual 2012-13	CAO Recommended 2013-14	Adopted by the Board of Supervisors 2013-14
1	2	3	4	5	6	7
		TOTAL REV FROM USE OF MONEY & PROP	**$ 5**	**$ 33**	**$**	**$**
TOTAL ASSET FORFEITURE 15 PERCENT			**$ 2,244**	**$ 7,533**	**$**	**$**
PROBATION ASSET FORFEITURE						
	FINES, FORFEITURES & PENALTIES					
		3550 FORFEITURES & PENALTIES	$ 4,158	$ 10,719	$	$
		TOTAL FINES, FORFEITURES & PENALTIES	**$ 4,158**	**$ 10,719**	**$**	**$**
	REV FROM USE OF MONEY & PROP					
		3605 INTEREST ON BANK DEP & INVEST	$ 455	$ 309	$ 400	$ 400
		TOTAL REV FROM USE OF MONEY & PROP	**$ 455**	**$ 309**	**$ 400**	**$ 400**
TOTAL PROBATION ASSET FORFEITURE			**$ 4,613**	**$ 11,028**	**$ 400**	**$ 400**
HEALTH-NNFP						
	CHARGES FOR SERVICES					
		CHARGES FOR CURRENT SERVICES				
		4990 OTHER REIMBURSEMENTS	$	$	$	$
		TOTAL CHARGES FOR CURRENT SERVICES	**$ 0**	**$ 0**	**$ 0**	**$ 0**
		TOTAL CHARGES FOR SERVICES	**$**	**$**	**$**	**$**
	REV FROM USE OF MONEY & PROP					
		3605 INTEREST ON BANK DEP & INVEST	$ 762	$ 08	$	$
		TOTAL REV FROM USE OF MONEY & PROP	**$ 762**	**$ 08**	**$**	**$**
TOTAL HEALTH-NNFP			**$ 762**	**$ 08**	**$**	**$**
TRUCK 21 REPLACEMENT						
	CHARGES FOR SERVICES					
		CHARGES FOR CURRENT SERVICES				
		4990 OTHER REIMBURSEMENTS	$	$	$	$
		TOTAL CHARGES FOR CURRENT SERVICES	**$ 0**	**$ 0**	**$ 0**	**$ 0**
		TOTAL CHARGES FOR SERVICES	**$**	**$**	**$**	**$**
	REV FROM USE OF MONEY & PROP					
		3605 INTEREST ON BANK DEP & INVEST	$ 28	$ 20	$ 20	$ 20
		TOTAL REV FROM USE OF MONEY & PROP	**$ 28**	**$ 20**	**$ 20**	**$ 20**

State Controller Schedules
County Budget Act
January 2010 Edition, revision #1

COUNTY OF KERN
Detail of Additional Financing Sources by Fund and Account
Governmental Funds
Fiscal Year 2013-14

Schedule 6

Fund Name	Financing Source Category	Financing Source Account	Actual 2011-12	Actual 2012-13	CAO Recommended 2013-14	Adopted by the Board of Supervisors 2013-14
1	2	3	4	5	6	7
	TAXES CURRENT PROPERTY					
		3005 PROPERTY TAXES-CURRENT SECURED	$	$	$	$
		TOTAL TAXES CURRENT PROPERTY	**$**	**$**	**$**	**$**
TOTAL TRUCK 21 REPLACEMENT			**$ 28**	**$ 20**	**$ 20**	**$ 20**
FIXED WING AIRCRAFT						
	CHARGES FOR SERVICES					
		CHARGES FOR CURRENT SERVICES				
		5254 FIRE COSTS REIMBURSEMENTS	$ 202,988	$	$	$
		TOTAL CHARGES FOR CURRENT SERVICES	**$ 202,988**	**$ 0**	**$ 0**	**$ 0**
		TOTAL CHARGES FOR SERVICES	**$ 202,988**	**$**	**$**	**$**
	REV FROM USE OF MONEY & PROP					
		3605 INTEREST ON BANK DEP & INVEST	$ 1,325	$ 847	$ 500	$ 500
		TOTAL REV FROM USE OF MONEY & PROP	**$ 1,325**	**$ 847**	**$ 500**	**$ 500**
TOTAL FIXED WING AIRCRAFT			**$ 204,313**	**$ 847**	**$ 500**	**$ 500**
VEHICLE/APPARATUS						
	OTHER FINANCING SOURCES					
		5492 SALES-FIXED ASSETS	$ 87,291	$ 132,037	$	$
		TOTAL OTHER FINANCING SOURCES	**$ 87,291**	**$ 132,037**	**$**	**$**
	REV FROM USE OF MONEY & PROP					
		3605 INTEREST ON BANK DEP & INVEST	$ 4,525	$ 3,494	$	$
		TOTAL REV FROM USE OF MONEY & PROP	**$ 4,525**	**$ 3,494**	**$**	**$**
TOTAL VEHICLE/APPARATUS			**$ 91,816**	**$ 135,531**	**$**	**$**
HAZARDOUS WASTE SETTLEMNTS						
	CHARGES FOR SERVICES					
		CHARGES FOR CURRENT SERVICES				
		4735 HEALTH SERVICES-FOOD	$	$	$	$
		TOTAL CHARGES FOR CURRENT SERVICES	**$ 0**	**$ 0**	**$ 0**	**$ 0**
		TOTAL CHARGES FOR SERVICES	**$**	**$**	**$**	**$**

State Controller Schedules
County Budget Act
January 2010 Edition, revision #1

COUNTY OF KERN
Detail of Additional Financing Sources by Fund and Account
Governmental Funds
Fiscal Year 2013-14

Schedule 6

Fund Name	Financing Source Category	Financing Source Account	Actual 2011-12	Actual 2012-13	CAO Recommended 2013-14	Adopted by the Board of Supervisors 2013-14
1	2	3	4	5	6	7
	FINES, FORFEITURES & PENALTIES					
	3550	FORFEITURES & PENALTIES	$ 28,900	$ 50,500	$ 20,000	$ 20,000
		TOTAL FINES, FORFEITURES & PENALTIES	**$ 28,900**	**$ 50,500**	**$ 20,000**	**$ 20,000**
TOTAL HAZARDOUS WASTE SETTLEMNTS			**$ 28,900**	**$ 50,500**	**$ 20,000**	**$ 20,000**
SHERIFF`S-RURAL CRIME						
	REV FROM USE OF MONEY & PROP					
	3605	INTEREST ON BANK DEP & INVEST	$	$	$ 01	$ 01
		TOTAL REV FROM USE OF MONEY & PROP	**$**	**$**	**$ 01**	**$ 01**
TOTAL SHERIFF`S-RURAL CRIME			**$**	**$**	**$ 01**	**$ 01**
SHERIFF`S CAL-ID						
	FINES, FORFEITURES & PENALTIES					
	3455	VEHICLE CODE FINES	$ 664,436	$ 671,139	$ 650,000	$ 650,000
	3555	JUDGMENTS & DAMAGES		147,500	150,000	150,000
		TOTAL FINES, FORFEITURES & PENALTIES	**$ 664,436**	**$ 818,639**	**$ 800,000**	**$ 800,000**
	REV FROM USE OF MONEY & PROP					
	3605	INTEREST ON BANK DEP & INVEST	$ 23,211	$ 16,788	$ 20,000	$ 20,000
		TOTAL REV FROM USE OF MONEY & PROP	**$ 23,211**	**$ 16,788**	**$ 20,000**	**$ 20,000**
TOTAL SHERIFF`S CAL-ID			**$ 687,647**	**$ 835,427**	**$ 820,000**	**$ 820,000**
SHERIFF`S CIVIL SUBPOENAS						
	MISCELLANEOUS REVENUES					
	5400	JURY/WITNESS FEES FRM CNTY EMP	$ 7,200	$ 10,525	$ 9,000	$ 9,000
		TOTAL MISCELLANEOUS REVENUES	**$ 7,200**	**$ 10,525**	**$ 9,000**	**$ 9,000**
TOTAL SHERIFF`S CIVIL SUBPOENAS			**$ 7,200**	**$ 10,525**	**$ 9,000**	**$ 9,000**
KNET-SPC ASSET FORFEITURE REV						
	FINES, FORFEITURES & PENALTIES					
	3550	FORFEITURES & PENALTIES	$ 15,485	$ 64,350	$ 20,000	$ 20,000

State Controller Schedules
County Budget Act
January 2010 Edition, revision #1

COUNTY OF KERN
Detail of Additional Financing Sources by Fund and Account
Governmental Funds
Fiscal Year 2013-14

Schedule 6

Fund Name	Financing Source Category	Financing Source Account	Actual 2011-12	Actual 2012-13	CAO Recommended 2013-14	Adopted by the Board of Supervisors 2013-14
1	2	3	4	5	6	7
		TOTAL FINES, FORFEITURES & PENALTIES	**$ 15,485**	**$ 64,350**	**$ 20,000**	**$ 20,000**
	REV FROM USE OF MONEY & PROP					
		3605 INTEREST ON BANK DEP & INVEST	$ 1,229	$ 729	$ 700	$ 700
		TOTAL REV FROM USE OF MONEY & PROP	**$ 1,229**	**$ 729**	**$ 700**	**$ 700**
TOTAL KNET-SPC ASSET FORFEITURE REV			**$ 16,714**	**$ 65,079**	**$ 20,700**	**$ 20,700**
SHERIFF`S DRUG ABUSE GANG DIVR						
	OTHER FINANCING SOURCES					
		5497 OFS/OPERATING TRANSFER IN	$ 2,705	$ 6,915	$ 6,000	$ 6,000
		TOTAL OTHER FINANCING SOURCES	**$ 2,705**	**$ 6,915**	**$ 6,000**	**$ 6,000**
	REV FROM USE OF MONEY & PROP					
		3605 INTEREST ON BANK DEP & INVEST	$ 2,212	$ 1,367	$ 1,900	$ 1,900
		TOTAL REV FROM USE OF MONEY & PROP	**$ 2,212**	**$ 1,367**	**$ 1,900**	**$ 1,900**
TOTAL SHERIFF`S DRUG ABUSE GANG DIVR			**$ 4,917**	**$ 8,282**	**$ 7,900**	**$ 7,900**
SHERIFF`S TRAINING						
	CHARGES FOR SERVICES					
		CHARGES FOR SERVICES-INTERFUND				
		5336 I/F-INTERFUND REVENUE-OTHER	$ 260	$	$	
		TOTAL CHARGES FOR SERVICES-INTERFUND	**$ 260**	**$ 0**	**$ 0**	**$ 0**
		TOTAL CHARGES FOR SERVICES	**$ 260**	**$**	**$**	
	MISCELLANEOUS REVENUES					
		5445 MISCELLANEOUS OTHER REVENUE	$ 184,491	$ 67,777	$ 140,000	$ 140,000
		TOTAL MISCELLANEOUS REVENUES	**$ 184,491**	**$ 67,777**	**$ 140,000**	**$ 140,000**
	REV FROM USE OF MONEY & PROP					
		3605 INTEREST ON BANK DEP & INVEST	$ 302	$ 155	$ 250	$ 250
		TOTAL REV FROM USE OF MONEY & PROP	**$ 302**	**$ 155**	**$ 250**	**$ 250**
TOTAL SHERIFF`S TRAINING			**$ 185,053**	**$ 67,932**	**$ 140,250**	**$ 140,250**

State Controller Schedules
County Budget Act
January 2010 Edition, revision #1

COUNTY OF KERN
Detail of Additional Financing Sources by Fund and Account
Governmental Funds
Fiscal Year 2013-14

Schedule 6

Fund Name	Financing Source Category		Financing Source Account	Actual 2011-12	Actual 2012-13	CAO Recommended 2013-14	Adopted by the Board of Supervisors 2013-14
1	2		3	4	5	6	7
SHERIFF-WORK RELEASE							
	MISCELLANEOUS REVENUES						
		5365	WORK RELEASE PROGRAM	$ 497,371	$ 466,452	$ 498,000	$ 498,000
			TOTAL MISCELLANEOUS REVENUES	**$ 497,371**	**$ 466,452**	**$ 498,000**	**$ 498,000**
	REV FROM USE OF MONEY & PROP						
		3605	INTEREST ON BANK DEP & INVEST	$ 3,703	$ 1,557	$ 2,000	$ 2,000
			TOTAL REV FROM USE OF MONEY & PROP	**$ 3,703**	**$ 1,557**	**$ 2,000**	**$ 2,000**
TOTAL SHERIFF-WORK RELEASE				**$ 501,074**	**$ 468,009**	**$ 500,000**	**$ 500,000**
SHERIFF-STATE FORFEITURE							
	FINES, FORFEITURES & PENALTIES						
		3550	FORFEITURES & PENALTIES	$ 18,036	$ 57,545	$ 40,000	$ 40,000
			TOTAL FINES, FORFEITURES & PENALTIES	**$ 18,036**	**$ 57,545**	**$ 40,000**	**$ 40,000**
TOTAL SHERIFF-STATE FORFEITURE				**$ 18,036**	**$ 57,545**	**$ 40,000**	**$ 40,000**
SHERIFF`S CIVIL AUTOMATED							
	CHARGES FOR SERVICES						
			CHARGES FOR CURRENT SERVICES				
		4570	CIVIL PROCESS SERVICES	$ 185,425	$ 192,829	$ 200,000	$ 200,000
			TOTAL CHARGES FOR CURRENT SERVICES	**$ 185,425**	**$ 192,829**	**$ 200,000**	**$ 200,000**
			TOTAL CHARGES FOR SERVICES	**$ 185,425**	**$ 192,829**	**$ 200,000**	**$ 200,000**
	REV FROM USE OF MONEY & PROP						
		3605	INTEREST ON BANK DEP & INVEST	$ 5,809	$ 4,778	$ 5,500	$ 5,500
			TOTAL REV FROM USE OF MONEY & PROP	**$ 5,809**	**$ 4,778**	**$ 5,500**	**$ 5,500**
TOTAL SHERIFF`S CIVIL AUTOMATED				**$ 191,234**	**$ 197,607**	**$ 205,500**	**$ 205,500**
SHERIFFS FIREARMS							
	MISCELLANEOUS REVENUES						
		5370	SALES-OTHER	$ 5,182	$ 8,461	$ 8,000	$ 8,000
		5445	MISCELLANEOUS OTHER REVENUE	820		500	500
			TOTAL MISCELLANEOUS REVENUES	**$ 6,002**	**$ 8,461**	**$ 8,500**	**$ 8,500**

State Controller Schedules
County Budget Act
January 2010 Edition, revision #1

COUNTY OF KERN
Detail of Additional Financing Sources by Fund and Account
Governmental Funds
Fiscal Year 2013-14

Schedule 6

Fund Name	Financing Source Category	Financing Source Account	Actual 2011-12	Actual 2012-13	CAO Recommended 2013-14	Adopted by the Board of Supervisors 2013-14
1	2	3	4	5	6	7
	REV FROM USE OF MONEY & PROP					
		3605 INTEREST ON BANK DEP & INVEST	$ 546	$ 411	$ 500	$ 500
		TOTAL REV FROM USE OF MONEY & PROP	**$ 546**	**$ 411**	**$ 500**	**$ 500**
TOTAL SHERIFFS FIREARMS			**$ 6,548**	**$ 8,872**	**$ 9,000**	**$ 9,000**
SHERIFF-JUDGEMENT DEBTORS FEE						
	CHARGES FOR SERVICES					
		CHARGES FOR CURRENT SERVICES				
		4570 CIVIL PROCESS SERVICES	$ 184,940	$ 211,988	$ 200,000	$ 200,000
		TOTAL CHARGES FOR CURRENT SERVICES	**$ 184,940**	**$ 211,988**	**$ 200,000**	**$ 200,000**
		TOTAL CHARGES FOR SERVICES	**$ 184,940**	**$ 211,988**	**$ 200,000**	**$ 200,000**
TOTAL SHERIFF-JUDGEMENT DEBTORS FEE			**$ 184,940**	**$ 211,988**	**$ 200,000**	**$ 200,000**
SHERIFF`S COMM RESOURCES						
	MISCELLANEOUS REVENUES					
		5730 TRUST FUNDS-OTHER	$	$	$	$
		TOTAL MISCELLANEOUS REVENUES	**$**	**$**	**$**	**$**
	REV FROM USE OF MONEY & PROP					
		3605 INTEREST ON BANK DEP & INVEST	$ 706	$ 419	$ 500	$ 500
		TOTAL REV FROM USE OF MONEY & PROP	**$ 706**	**$ 419**	**$ 500**	**$ 500**
TOTAL SHERIFF`S COMM RESOURCES			**$ 706**	**$ 419**	**$ 500**	**$ 500**
SHERIFF`S VOLUNTEER SERV GRP						
	MISCELLANEOUS REVENUES					
		5405 GIFTS AND DONATIONS	$ 9,688	$ 13,258	$ 8,000	$ 8,000
		5730 TRUST FUNDS-OTHER		500		
		TOTAL MISCELLANEOUS REVENUES	**$ 9,688**	**$ 13,758**	**$ 8,000**	**$ 8,000**
TOTAL SHERIFF`S VOLUNTEER SERV GRP			**$ 9,688**	**$ 13,758**	**$ 8,000**	**$ 8,000**
SHER-CONTROLLED SUBTANCE						
	FINES, FORFEITURES & PENALTIES					

State Controller Schedules
County Budget Act
January 2010 Edition, revision #1

COUNTY OF KERN
Detail of Additional Financing Sources by Fund and Account
Governmental Funds
Fiscal Year 2013-14

Schedule 6

Fund Name	Financing Source Category	Financing Source Account	Actual 2011-12	Actual 2012-13	CAO Recommended 2013-14	Adopted by the Board of Supervisors 2013-14
1	2	3	4	5	6	7
		3550 FORFEITURES & PENALTIES	$ 13,830	$ 32,977	$ 20,000	$ 20,000
		TOTAL FINES, FORFEITURES & PENALTIES	**$ 13,830**	**$ 32,977**	**$ 20,000**	**$ 20,000**
	REV FROM USE OF MONEY & PROP					
		3605 INTEREST ON BANK DEP & INVEST	$ 8,889	$ 5,887	$ 6,000	$ 6,000
		TOTAL REV FROM USE OF MONEY & PROP	**$ 8,889**	**$ 5,887**	**$ 6,000**	**$ 6,000**
TOTAL SHER-CONTROLLED SUBTANCE			**$ 22,719**	**$ 38,864**	**$ 26,000**	**$ 26,000**
BKFD PLANNED SEWER #1						
	CHARGES FOR SERVICES					
		CHARGES FOR CURRENT SERVICES				
		4845 SANITATION SERVICES-SEWER CHG	$ 60,374	$ 7,380	$ 5,904	$ 5,904
		TOTAL CHARGES FOR CURRENT SERVICES	**$ 60,374**	**$ 7,380**	**$ 5,904**	**$ 5,904**
		TOTAL CHARGES FOR SERVICES	**$ 60,374**	**$ 7,380**	**$ 5,904**	**$ 5,904**
	REV FROM USE OF MONEY & PROP					
		3605 INTEREST ON BANK DEP & INVEST	$ 15,240	$ 12,291	$ 13,057	$ 13,057
		TOTAL REV FROM USE OF MONEY & PROP	**$ 15,240**	**$ 12,291**	**$ 13,057**	**$ 13,057**
TOTAL BKFD PLANNED SEWER #1			**$ 75,614**	**$ 19,671**	**$ 18,961**	**$ 18,961**
DIVCA LOCAL FRANCHISE FEE						
	LICENSES, PERMITS & FRANCHISES					
		3351 FRANCHISES-CABLE	$ 346,612	$ 350,052	$ 350,200	$ 350,200
		TOTAL LICENSES, PERMITS & FRANCHISES	**$ 346,612**	**$ 350,052**	**$ 350,200**	**$ 350,200**
	REV FROM USE OF MONEY & PROP					
		3605 INTEREST ON BANK DEP & INVEST	$ 3,940	$ 3,880	$ 4,200	$ 4,200
		TOTAL REV FROM USE OF MONEY & PROP	**$ 3,940**	**$ 3,880**	**$ 4,200**	**$ 4,200**
TOTAL DIVCA LOCAL FRANCHISE FEE			**$ 350,552**	**$ 353,932**	**$ 354,400**	**$ 354,400**
BKFD PLANNED SEWER #2						
	CHARGES FOR SERVICES					
		CHARGES FOR CURRENT SERVICES				
		4845 SANITATION SERVICES-SEWER CHG	$	$ 3,400	$	

State Controller Schedules
County Budget Act
January 2010 Edition, revision #1

COUNTY OF KERN
Detail of Additional Financing Sources by Fund and Account
Governmental Funds
Fiscal Year 2013-14

Schedule 6

Fund Name	Financing Source Category	Financing Source Account	Actual 2011-12	Actual 2012-13	CAO Recommended 2013-14	Adopted by the Board of Supervisors 2013-14
1	2	3	4	5	6	7
		TOTAL CHARGES FOR CURRENT SERVICES	**$ 0**	**$ 3,400**	**$ 0**	**$ 0**
	TOTAL CHARGES FOR SERVICES		**$**	**$ 3,400**	**$**	**$**
	REV FROM USE OF MONEY & PROP					
	3605	INTEREST ON BANK DEP & INVEST	$ 2,394	$ 1,663	$ 1,615	$ 1,615
	TOTAL REV FROM USE OF MONEY & PROP		**$ 2,394**	**$ 1,663**	**$ 1,615**	**$ 1,615**
TOTAL BKFD PLANNED SEWER #2			**$ 2,394**	**$ 5,063**	**$ 1,615**	**$ 1,615**
SHERIFF`S CAL-MMET						
	REV FROM USE OF MONEY & PROP					
	3605	INTEREST ON BANK DEP & INVEST	$ 105	$ 88	$ 90	$ 90
	TOTAL REV FROM USE OF MONEY & PROP		**$ 105**	**$ 88**	**$ 90**	**$ 90**
TOTAL SHERIFF`S CAL-MMET			**$ 105**	**$ 88**	**$ 90**	**$ 90**
HIDTA-STATE ASSET FORFEIT						
	FINES, FORFEITURES & PENALTIES					
	3550	FORFEITURES & PENALTIES	$	$	$	
	TOTAL FINES, FORFEITURES & PENALTIES		**$**	**$**	**$**	
	REV FROM USE OF MONEY & PROP					
	3605	INTEREST ON BANK DEP & INVEST	$ 1,215	$ 800	$ 1,000	$ 1,000
	TOTAL REV FROM USE OF MONEY & PROP		**$ 1,215**	**$ 800**	**$ 1,000**	**$ 1,000**
TOTAL HIDTA-STATE ASSET FORFEIT			**$ 1,215**	**$ 800**	**$ 1,000**	**$ 1,000**
CAL-MMET-STATE ASSET FORFEIT						
	FINES, FORFEITURES & PENALTIES					
	3550	FORFEITURES & PENALTIES	$ 107,952	$ 211,462	$ 100,000	$ 100,000
	TOTAL FINES, FORFEITURES & PENALTIES		**$ 107,952**	**$ 211,462**	**$ 100,000**	**$ 100,000**
	REV FROM USE OF MONEY & PROP					
	3605	INTEREST ON BANK DEP & INVEST	$ 6,405	$ 4,811	$ 5,500	$ 5,500

State Controller Schedules
County Budget Act
January 2010 Edition, revision #1

COUNTY OF KERN
Detail of Additional Financing Sources by Fund and Account
Governmental Funds
Fiscal Year 2013-14

Schedule 6

Fund Name	Financing Source Category	Financing Source Account	Actual 2011-12	Actual 2012-13	CAO Recommended 2013-14	Adopted by the Board of Supervisors 2013-14
1	2	3	4	5	6	7
		TOTAL REV FROM USE OF MONEY & PROP	**$ 6,405**	**$ 4,811**	**$ 5,500**	**$ 5,500**
TOTAL CAL-MMET-STATE ASSET FORFEIT			**$ 114,357**	**$ 216,273**	**$ 105,500**	**$ 105,500**
HIGH TECH EQUIPMENT						
	REV FROM USE OF MONEY & PROP					
		3605 INTEREST ON BANK DEP & INVEST	$ 31	$ 22	$ 30	$ 30
		TOTAL REV FROM USE OF MONEY & PROP	**$ 31**	**$ 22**	**$ 30**	**$ 30**
TOTAL HIGH TECH EQUIPMENT			**$ 31**	**$ 22**	**$ 30**	**$ 30**
BKFD PLANNED SEWER #3						
	CHARGES FOR SERVICES					
		CHARGES FOR CURRENT SERVICES				
		4845 SANITATION SERVICES-SEWER CHG	$	$ 1,513	$ 1,806	$ 1,806
		TOTAL CHARGES FOR CURRENT SERVICES	**$ 0**	**$ 1,513**	**$ 1,806**	**$ 1,806**
		TOTAL CHARGES FOR SERVICES	**$**	**$ 1,513**	**$ 1,806**	**$ 1,806**
	REV FROM USE OF MONEY & PROP					
		3605 INTEREST ON BANK DEP & INVEST	$ 24	$ 22	$ 30	$ 30
		TOTAL REV FROM USE OF MONEY & PROP	**$ 24**	**$ 22**	**$ 30**	**$ 30**
TOTAL BKFD PLANNED SEWER #3			**$ 24**	**$ 1,535**	**$ 1,836**	**$ 1,836**
BKFD PLANNED SEWER #4						
	CHARGES FOR SERVICES					
		CHARGES FOR CURRENT SERVICES				
		4845 SANITATION SERVICES-SEWER CHG	$ 1,985	$ 2,648	$ 2,351	$ 2,351
		TOTAL CHARGES FOR CURRENT SERVICES	**$ 1,985**	**$ 2,648**	**$ 2,351**	**$ 2,351**
		TOTAL CHARGES FOR SERVICES	**$ 1,985**	**$ 2,648**	**$ 2,351**	**$ 2,351**
	REV FROM USE OF MONEY & PROP					
		3605 INTEREST ON BANK DEP & INVEST	$ 526	$ 380	$ 400	$ 400
		TOTAL REV FROM USE OF MONEY & PROP	**$ 526**	**$ 380**	**$ 400**	**$ 400**
TOTAL BKFD PLANNED SEWER #4			**$ 2,511**	**$ 3,028**	**$ 2,751**	**$ 2,751**
BKFD PLANNED SEWER #5						
	CHARGES FOR SERVICES					
		CHARGES FOR CURRENT SERVICES				

State Controller Schedules
County Budget Act
January 2010 Edition, revision #1

COUNTY OF KERN
Detail of Additional Financing Sources by Fund and Account
Governmental Funds
Fiscal Year 2013-14

Schedule 6

Fund Name	Financing Source Category	Financing Source Account	Actual 2011-12	Actual 2012-13	CAO Recommended 2013-14	Adopted by the Board of Supervisors 2013-14
1	2	3	4	5	6	7
		4845 SANITATION SERVICES-SEWER CHG	$	$ 3,360	$ 4,038	$ 4,038
		TOTAL CHARGES FOR CURRENT SERVICES	**$ 0**	**$ 3,360**	**$ 4,038**	**$ 4,038**
	TOTAL CHARGES FOR SERVICES		**$**	**$ 3,360**	**$ 4,038**	**$ 4,038**
	REV FROM USE OF MONEY & PROP					
		3605 INTEREST ON BANK DEP & INVEST	$ 601	$ 421	$ 400	$ 400
	TOTAL REV FROM USE OF MONEY & PROP		**$ 601**	**$ 421**	**$ 400**	**$ 400**
TOTAL BKFD PLANNED SEWER #5			**$ 601**	**$ 3,781**	**$ 4,438**	**$ 4,438**
CO PLANNED SEWER AREA A						
	CHARGES FOR SERVICES					
		CHARGES FOR CURRENT SERVICES				
		4845 SANITATION SERVICES-SEWER CHG	$ 684	$ 3,420	$ 4,079	$ 4,079
		TOTAL CHARGES FOR CURRENT SERVICES	**$ 684**	**$ 3,420**	**$ 4,079**	**$ 4,079**
	TOTAL CHARGES FOR SERVICES		**$ 684**	**$ 3,420**	**$ 4,079**	**$ 4,079**
	REV FROM USE OF MONEY & PROP					
		3605 INTEREST ON BANK DEP & INVEST	$ 252	$ 182	$ 200	$ 200
	TOTAL REV FROM USE OF MONEY & PROP		**$ 252**	**$ 182**	**$ 200**	**$ 200**
TOTAL CO PLANNED SEWER AREA A			**$ 936**	**$ 3,602**	**$ 4,279**	**$ 4,279**
HEALTH-BIO TERRORISM GRANT						
	INTERGOVERNMENTAL REVENUES					
		FEDERAL				
		4100 FEDERAL-HEALTH-ADMINISTRATION	$ 558,926	$ 713,827	$ 598,014	$ 598,014
		TOTAL FEDERAL	**$ 558,926**	**$ 713,827**	**$ 598,014**	**$ 598,014**
	TOTAL INTERGOVERNMENTAL REVENUES		**$ 558,926**	**$ 713,827**	**$ 598,014**	**$ 598,014**
	REV FROM USE OF MONEY & PROP					
		3605 INTEREST ON BANK DEP & INVEST	$ 3,648	$ 711	$ 700	$ 700
	TOTAL REV FROM USE OF MONEY & PROP		**$ 3,648**	**$ 711**	**$ 700**	**$ 700**
TOTAL HEALTH-BIO TERRORISM GRANT			**$ 562,574**	**$ 714,538**	**$ 598,714**	**$ 598,714**
CO PLANNED SEWER AREA B						
	REV FROM USE OF MONEY & PROP					

State Controller Schedules
County Budget Act
January 2010 Edition, revision #1

COUNTY OF KERN
Detail of Additional Financing Sources by Fund and Account
Governmental Funds
Fiscal Year 2013-14

Schedule 6

Fund Name	Financing Source Category	Financing Source Account	Actual 2011-12	Actual 2012-13	CAO Recommended 2013-14	Adopted by the Board of Supervisors 2013-14
1	2	3	4	5	6	7
		3605 INTEREST ON BANK DEP & INVEST	$ 12	$ 08	$ 08	$ 08
		TOTAL REV FROM USE OF MONEY & PROP	**$ 12**	**$ 08**	**$ 08**	**$ 08**
TOTAL CO PLANNED SEWER AREA B			**$ 12**	**$ 08**	**$ 08**	**$ 08**
CSA #71 SEPTIC ABANDONMENT						
	CHARGES FOR SERVICES					
		CHARGES FOR CURRENT SERVICES				
		4845 SANITATION SERVICES-SEWER CHG	$ 35,975	$ 37,880	$ 28,745	$ 28,745
		TOTAL CHARGES FOR CURRENT SERVICES	**$ 35,975**	**$ 37,880**	**$ 28,745**	**$ 28,745**
		TOTAL CHARGES FOR SERVICES	**$ 35,975**	**$ 37,880**	**$ 28,745**	**$ 28,745**
	REV FROM USE OF MONEY & PROP					
		3605 INTEREST ON BANK DEP & INVEST	$ 7,327	$ 5,272	$ 5,000	$ 5,000
		TOTAL REV FROM USE OF MONEY & PROP	**$ 7,327**	**$ 5,272**	**$ 5,000**	**$ 5,000**
TOTAL CSA #71 SEPTIC ABANDONMENT			**$ 43,302**	**$ 43,152**	**$ 33,745**	**$ 33,745**
WRAPAROUND SAVINGS						
	INTERGOVERNMENTAL REVENUES					
		STATE				
		3840 STATE-PUBLIC ASSISTANCE-ADMIN	$	$	$	$
		TOTAL STATE	**$ 0**	**$ 0**	**$ 0**	**$ 0**
		TOTAL INTERGOVERNMENTAL REVENUES	**$**	**$**	**$**	**$**
	MISCELLANEOUS REVENUES					
		5445 MISCELLANEOUS OTHER REVENUE	$ 530,080	$ 1,096,990	$ 1,060,000	$ 1,060,000
		TOTAL MISCELLANEOUS REVENUES	**$ 530,080**	**$ 1,096,990**	**$ 1,060,000**	**$ 1,060,000**
	OTHER FINANCING SOURCES					
		5497 OFS/OPERATING TRANSFER IN	$ 1,751,448	$	$	
		TOTAL OTHER FINANCING SOURCES	**$ 1,751,448**	**$**	**$**	
TOTAL WRAPAROUND SAVINGS			**$ 2,281,528**	**$ 1,096,990**	**$ 1,060,000**	**$ 1,060,000**
RECORDERS ELECTRONIC RECORDING						
	CHARGES FOR SERVICES					
		CHARGES FOR CURRENT SERVICES				
		4680 RECORDING FEES	$ 161,525	$ 189,045	$ 189,980	$ 189,980

State Controller Schedules
County Budget Act
January 2010 Edition, revision #1

COUNTY OF KERN
Detail of Additional Financing Sources by Fund and Account
Governmental Funds
Fiscal Year 2013-14

Schedule 6

Fund Name	Financing Source Category	Financing Source Account	Actual 2011-12	Actual 2012-13	CAO Recommended 2013-14	Adopted by the Board of Supervisors 2013-14
1	2	3	4	5	6	7
		TOTAL CHARGES FOR CURRENT SERVICES	**$ 161,525**	**$ 189,045**	**$ 189,980**	**$ 189,980**
		CHARGES FOR SERVICES-INTERFUND				
		5327 I/F-RECORDING FEES	$	$	$	$
		TOTAL CHARGES FOR SERVICES-INTERFUND	**$ 0**	**$ 0**	**$ 0**	**$ 0**
	TOTAL CHARGES FOR SERVICES		**$ 161,525**	**$ 189,045**	**$ 189,980**	**$ 189,980**
	OTHER FINANCING SOURCES					
		5497 OFS/OPERATING TRANSFER IN	$ 09	$ 10	$ 20	$ 20
	TOTAL OTHER FINANCING SOURCES		**$ 09**	**$ 10**	**$ 20**	**$ 20**
	REV FROM USE OF MONEY & PROP					
		3605 INTEREST ON BANK DEP & INVEST	$ 2,869	$ 2,210	$ 2,600	$ 2,600
	TOTAL REV FROM USE OF MONEY & PROP		**$ 2,869**	**$ 2,210**	**$ 2,600**	**$ 2,600**
TOTAL RECORDERS ELECTRONIC RECORDING			**$ 164,403**	**$ 191,265**	**$ 192,600**	**$ 192,600**
FIREWORKS VIOLATIONS						
	FINES, FORFEITURES & PENALTIES					
		3550 FORFEITURES & PENALTIES	$ 31,115	$ 37,190	$ 25,000	$ 25,000
	TOTAL FINES, FORFEITURES & PENALTIES		**$ 31,115**	**$ 37,190**	**$ 25,000**	**$ 25,000**
	REV FROM USE OF MONEY & PROP					
		3605 INTEREST ON BANK DEP & INVEST	$ 144	$ 195	$ 200	$ 200
	TOTAL REV FROM USE OF MONEY & PROP		**$ 144**	**$ 195**	**$ 200**	**$ 200**
TOTAL FIREWORKS VIOLATIONS			**$ 31,259**	**$ 37,385**	**$ 25,200**	**$ 25,200**
COMM CORR PERFORM INCENT FUND						
	INTERGOVERNMENTAL REVENUES					
		STATE				
		3999 STATE-AID PLANNING REALIGNMENT	$ 964,475	$ 200,000	$	
		TOTAL STATE	**$ 964,475**	**$ 200,000**	**$ 0**	**$ 0**
	TOTAL INTERGOVERNMENTAL REVENUES		**$ 964,475**	**$ 200,000**	**$**	
	REV FROM USE OF MONEY & PROP					
		3605 INTEREST ON BANK DEP & INVEST	$ 5,036	$ 1,897	$	

State Controller Schedules
County Budget Act
January 2010 Edition, revision #1

COUNTY OF KERN
Detail of Additional Financing Sources by Fund and Account
Governmental Funds
Fiscal Year 2013-14

Schedule 6

Fund Name	Financing Source Category	Financing Source Account	Actual 2011-12	Actual 2012-13	CAO Recommended 2013-14	Adopted by the Board of Supervisors 2013-14
1	2	3	4	5	6	7
		TOTAL REV FROM USE OF MONEY & PROP	**$ 5,036**	**$ 1,897**	**$**	**$**
TOTAL COMM CORR PERFORM INCENT FUND			**$ 969,511**	**$ 201,897**	**$**	**$**
DA FAMILY - EXCESS REVENUE						
	REV FROM USE OF MONEY & PROP					
		3605 INTEREST ON BANK DEP & INVEST	$ 2,965	$ 2,059	$ 700	$ 700
		TOTAL REV FROM USE OF MONEY & PROP	**$ 2,965**	**$ 2,059**	**$ 700**	**$ 700**
TOTAL DA FAMILY - EXCESS REVENUE			**$ 2,965**	**$ 2,059**	**$ 700**	**$ 700**
D.A.-FEDERAL FORFEITURE						
	FINES, FORFEITURES & PENALTIES					
		3550 FORFEITURES & PENALTIES	$ 12,479	$ 13,673	$ 1,500	$ 1,500
		TOTAL FINES, FORFEITURES & PENALTIES	**$ 12,479**	**$ 13,673**	**$ 1,500**	**$ 1,500**
	REV FROM USE OF MONEY & PROP					
		3605 INTEREST ON BANK DEP & INVEST	$ 675	$ 517	$	
		TOTAL REV FROM USE OF MONEY & PROP	**$ 675**	**$ 517**	**$**	
TOTAL D.A.-FEDERAL FORFEITURE			**$ 13,154**	**$ 14,190**	**$ 1,500**	**$ 1,500**
DA-COURT ORDERED PENALTIES						
	FINES, FORFEITURES & PENALTIES					
		3550 FORFEITURES & PENALTIES	$ 116,307	$ 274,592	$ 50,000	$ 50,000
		TOTAL FINES, FORFEITURES & PENALTIES	**$ 116,307**	**$ 274,592**	**$ 50,000**	**$ 50,000**
TOTAL DA-COURT ORDERED PENALTIES			**$ 116,307**	**$ 274,592**	**$ 50,000**	**$ 50,000**
HOPST PREPAREDNESS PRGM GRANT						
	INTERGOVERNMENTAL REVENUES					
		FEDERAL				
		4100 FEDERAL-HEALTH-ADMINISTRATION	$	$	$ 98,110	$ 98,110
		TOTAL FEDERAL	**$ 0**	**$ 0**	**$ 98,110**	**$ 98,110**
		OTHER				
		4220 OTHER AID FROM GOVTMNTL AGNCS	$ 292,469	$ (27,011)	$	
		TOTAL OTHER	**$ 292,469**	**$ (27,011)**	**$ 0**	**$ 0**
		TOTAL INTERGOVERNMENTAL REVENUES	**$ 292,469**	**$ (27,011)**	**$ 98,110**	**$ 98,110**

State Controller Schedules
County Budget Act
January 2010 Edition, revision #1

COUNTY OF KERN
Detail of Additional Financing Sources by Fund and Account
Governmental Funds
Fiscal Year 2013-14

Schedule 6

Fund Name	Financing Source Category		Financing Source Account	Actual 2011-12	Actual 2012-13	CAO Recommended 2013-14	Adopted by the Board of Supervisors 2013-14
1	2		3	4	5	6	7
	REV FROM USE OF MONEY & PROP						
		3605	INTEREST ON BANK DEP & INVEST	$ 207	$ 185	$ 180	$ 180
			TOTAL REV FROM USE OF MONEY & PROP	**$ 207**	**$ 185**	**$ 180**	**$ 180**
TOTAL HOPST PREPAREDNESS PRGM GRANT				**$ 292,676**	**$ (26,826)**	**$ 98,290**	**$ 98,290**
EMS WEEK - DONATIONS							
	MISCELLANEOUS REVENUES						
		5405	GIFTS AND DONATIONS	$	$	$	$
			TOTAL MISCELLANEOUS REVENUES	**$**	**$**	**$**	**$**
	REV FROM USE OF MONEY & PROP						
		3605	INTEREST ON BANK DEP & INVEST	$ 195	$ 134	$ 130	$ 130
			TOTAL REV FROM USE OF MONEY & PROP	**$ 195**	**$ 134**	**$ 130**	**$ 130**
TOTAL EMS WEEK - DONATIONS				**$ 195**	**$ 134**	**$ 130**	**$ 130**
FIRE DEPT DONATIONS							
	MISCELLANEOUS REVENUES						
		5405	GIFTS AND DONATIONS	$ 1,785	$ 3,766	$	$
			TOTAL MISCELLANEOUS REVENUES	**$ 1,785**	**$ 3,766**	**$**	
	REV FROM USE OF MONEY & PROP						
		3605	INTEREST ON BANK DEP & INVEST	$ 636	$ 460	$ 600	$ 600
			TOTAL REV FROM USE OF MONEY & PROP	**$ 636**	**$ 460**	**$ 600**	**$ 600**
TOTAL FIRE DEPT DONATIONS				**$ 2,421**	**$ 4,226**	**$ 600**	**$ 600**
STATE FIRE							
	CHARGES FOR SERVICES						
			CHARGES FOR CURRENT SERVICES				
		5265	FIRE PROT SVC STATE OF CALIF	$ 135,611	$ 202,897	$	
			TOTAL CHARGES FOR CURRENT SERVICES	**$ 135,611**	**$ 202,897**	**$ 0**	**$ 0**
			TOTAL CHARGES FOR SERVICES	**$ 135,611**	**$ 202,897**	**$**	
	OTHER FINANCING SOURCES						

State Controller Schedules
County Budget Act
January 2010 Edition, revision #1

COUNTY OF KERN
Detail of Additional Financing Sources by Fund and Account
Governmental Funds
Fiscal Year 2013-14

Schedule 6

Fund Name	Financing Source Category	Financing Source Account	Actual 2011-12	Actual 2012-13	CAO Recommended 2013-14	Adopted by the Board of Supervisors 2013-14
1	2	3	4	5	6	7
		5497 OFS/OPERATING TRANSFER IN	$	$	$	$
		TOTAL OTHER FINANCING SOURCES	**$**	**$**	**$**	**$**
	REV FROM USE OF MONEY & PROP					
		3605 INTEREST ON BANK DEP & INVEST	$ 26,500	$ 11,900	$ 10,000	$ 10,000
		TOTAL REV FROM USE OF MONEY & PROP	**$ 26,500**	**$ 11,900**	**$ 10,000**	**$ 10,000**
TOTAL STATE FIRE			**$ 162,111**	**$ 214,797**	**$ 10,000**	**$ 10,000**
FIRE-HAZARD REDUCTION						
	CHARGES FOR SERVICES					
		CHARGES FOR CURRENT SERVICES				
		4303 SPECIAL ASSESSMENTS-CURRENT	$ (5)	$	$	
		5280 OTHER SERVICES	1,076,676	399,580	90,000	90,000
		TOTAL CHARGES FOR CURRENT SERVICES	**$ 1,076,671**	**$ 399,580**	**$ 90,000**	**$ 90,000**
		TOTAL CHARGES FOR SERVICES	**$ 1,076,671**	**$ 399,580**	**$ 90,000**	**$ 90,000**
	OTHER FINANCING SOURCES					
		5492 SALES-FIXED ASSETS	$ 10,100	$	$	
		TOTAL OTHER FINANCING SOURCES	**$ 10,100**	**$**	**$**	
	REV FROM USE OF MONEY & PROP					
		3605 INTEREST ON BANK DEP & INVEST	$ 6,415	$ 5,579	$ 10,000	$ 10,000
		TOTAL REV FROM USE OF MONEY & PROP	**$ 6,415**	**$ 5,579**	**$ 10,000**	**$ 10,000**
TOTAL FIRE-HAZARD REDUCTION			**$ 1,093,186**	**$ 405,159**	**$ 100,000**	**$ 100,000**
FIRE-HELICOPTER OPERATIONS						
	CHARGES FOR SERVICES					
		CHARGES FOR CURRENT SERVICES				
		5254 FIRE COSTS REIMBURSEMENTS	$ 448,642	$ 616,452	$ 375,000	$ 375,000
		TOTAL CHARGES FOR CURRENT SERVICES	**$ 448,642**	**$ 616,452**	**$ 375,000**	**$ 375,000**
		TOTAL CHARGES FOR SERVICES	**$ 448,642**	**$ 616,452**	**$ 375,000**	**$ 375,000**
	REV FROM USE OF MONEY & PROP					
		3605 INTEREST ON BANK DEP & INVEST	$ 12,948	$ 5,157	$ 18,000	$ 18,000

State Controller Schedules
County Budget Act
January 2010 Edition, revision #1

COUNTY OF KERN
Detail of Additional Financing Sources by Fund and Account
Governmental Funds
Fiscal Year 2013-14

Schedule 6

Fund Name	Financing Source Category	Financing Source Account	Actual 2011-12	Actual 2012-13	CAO Recommended 2013-14	Adopted by the Board of Supervisors 2013-14
1	2	3	4	5	6	7
		TOTAL REV FROM USE OF MONEY & PROP	**$ 12,948**	**$ 5,157**	**$ 18,000**	**$ 18,000**
TOTAL FIRE-HELICOPTER OPERATIONS			**$ 461,590**	**$ 621,609**	**$ 393,000**	**$ 393,000**
MOBILE FIRE KITCHEN						
	REV FROM USE OF MONEY & PROP					
		3605 INTEREST ON BANK DEP & INVEST	$ 24	$ 16	$ 20	$ 20
		TOTAL REV FROM USE OF MONEY & PROP	**$ 24**	**$ 16**	**$ 20**	**$ 20**
TOTAL MOBILE FIRE KITCHEN			**$ 24**	**$ 16**	**$ 20**	**$ 20**
INMATE WELF-SHER CORRECTION FC						
	MISCELLANEOUS REVENUES					
		5445 MISCELLANEOUS OTHER REVENUE	$ 3,328,474	$ 2,667,211	$ 3,300,000	$ 3,300,000
		TOTAL MISCELLANEOUS REVENUES	**$ 3,328,474**	**$ 2,667,211**	**$ 3,300,000**	**$ 3,300,000**
	REV FROM USE OF MONEY & PROP					
		3605 INTEREST ON BANK DEP & INVEST	$ 54,220	$ 34,154	$ 30,000	$ 30,000
		TOTAL REV FROM USE OF MONEY & PROP	**$ 54,220**	**$ 34,154**	**$ 30,000**	**$ 30,000**
TOTAL INMATE WELF-SHER CORRECTION FC			**$ 3,382,694**	**$ 2,701,365**	**$ 3,330,000**	**$ 3,330,000**
JUVENILE INMATE WELFARE						
	REV FROM USE OF MONEY & PROP					
		3605 INTEREST ON BANK DEP & INVEST	$ 1,477	$ 1,055	$ 1,000	$ 1,000
		3665 PUBLIC TELEPHONE	16,438	14,645	14,000	14,000
		TOTAL REV FROM USE OF MONEY & PROP	**$ 17,915**	**$ 15,700**	**$ 15,000**	**$ 15,000**
TOTAL JUVENILE INMATE WELFARE			**$ 17,915**	**$ 15,700**	**$ 15,000**	**$ 15,000**
KERN CO CHILDREN`S						
	CHARGES FOR SERVICES					
		CHARGES FOR CURRENT SERVICES				
		5240 REIMB OF CHILD ABUSE SERVICE	$ 150,170	$ 152,034	$ 151,498	$ 151,498
		TOTAL CHARGES FOR CURRENT SERVICES	**$ 150,170**	**$ 152,034**	**$ 151,498**	**$ 151,498**
		CHARGES FOR SERVICES-INTERFUND				
		5324 I/F-REIMB CHILD ABUSE SERV	$ 8,116	$ 7,124	$ 7,894	$ 7,894
		TOTAL CHARGES FOR SERVICES-INTERFUND	**$ 8,116**	**$ 7,124**	**$ 7,894**	**$ 7,894**

State Controller Schedules
County Budget Act
January 2010 Edition, revision #1

COUNTY OF KERN
Detail of Additional Financing Sources by Fund and Account
Governmental Funds
Fiscal Year 2013-14

Schedule 6

Fund Name	Financing Source Category	Financing Source Account	Actual 2011-12	Actual 2012-13	CAO Recommended 2013-14	Adopted by the Board of Supervisors 2013-14
1	2	3	4	5	6	7
		TOTAL CHARGES FOR SERVICES	**$ 158,286**	**$ 159,158**	**$ 159,392**	**$ 159,392**
	INTERGOVERNMENTAL REVENUES					
	FEDERAL					
		4051 FEDERAL-SOCIAL SERVICES	$ 44,553	$ 46,220	$ 46,220	$ 46,220
		TOTAL FEDERAL	**$ 44,553**	**$ 46,220**	**$ 46,220**	**$ 46,220**
		TOTAL INTERGOVERNMENTAL REVENUES	**$ 44,553**	**$ 46,220**	**$ 46,220**	**$ 46,220**
	REV FROM USE OF MONEY & PROP					
		3605 INTEREST ON BANK DEP & INVEST	$ 4,570	$ 3,202	$ 4,024	$ 4,024
		TOTAL REV FROM USE OF MONEY & PROP	**$ 4,570**	**$ 3,202**	**$ 4,024**	**$ 4,024**
TOTAL KERN CO CHILDREN`S			**$ 207,409**	**$ 208,580**	**$ 209,636**	**$ 209,636**
KERN COUNTY LIBRARY DONATIONS						
	MISCELLANEOUS REVENUES					
		5405 GIFTS AND DONATIONS	$ 205,459	$ 101,663	$ 86,000	$ 86,000
		TOTAL MISCELLANEOUS REVENUES	**$ 205,459**	**$ 101,663**	**$ 86,000**	**$ 86,000**
	REV FROM USE OF MONEY & PROP					
		3605 INTEREST ON BANK DEP & INVEST	$ 5,539	$ 3,872	$ 5,000	$ 5,000
		3668 BOOK RENTAL FEES	6,587	5,374	5,000	5,000
		TOTAL REV FROM USE OF MONEY & PROP	**$ 12,126**	**$ 9,246**	**$ 10,000**	**$ 10,000**
TOTAL KERN COUNTY LIBRARY DONATIONS			**$ 217,585**	**$ 110,909**	**$ 96,000**	**$ 96,000**
CORE AREA METRO BFLD IMP FEE						
	LICENSES, PERMITS & FRANCHISES					
		3221 IMPACT FEE`S & PERMITS	$ 311,352	$ 204,935	$ 210,000	$ 210,000
		TOTAL LICENSES, PERMITS & FRANCHISES	**$ 311,352**	**$ 204,935**	**$ 210,000**	**$ 210,000**
	OTHER FINANCING SOURCES					
		5497 OFS/OPERATING TRANSFER IN	$	$	$	
		TOTAL OTHER FINANCING SOURCES	**$**	**$**	**$**	**$**
	REV FROM USE OF MONEY & PROP					

State Controller Schedules
County Budget Act
January 2010 Edition, revision #1

COUNTY OF KERN
Detail of Additional Financing Sources by Fund and Account
Governmental Funds
Fiscal Year 2013-14

Schedule 6

Fund Name	Financing Source Category	Financing Source Account	Actual 2011-12	Actual 2012-13	CAO Recommended 2013-14	Adopted by the Board of Supervisors 2013-14
1	2	3	4	5	6	7
		3605 INTEREST ON BANK DEP & INVEST	$ 23,003	$ 17,446	$ 15,000	$ 15,000
		TOTAL REV FROM USE OF MONEY & PROP	**$ 23,003**	**$ 17,446**	**$ 15,000**	**$ 15,000**
TOTAL CORE AREA METRO BFLD IMP FEE			**$ 334,355**	**$ 222,381**	**$ 225,000**	**$ 225,000**
METRO BFLD TRANSPORT IMP FEE						
	LICENSES, PERMITS & FRANCHISES					
		3221 IMPACT FEE`S & PERMITS	$ 2,394,823	$ 4,035,193	$ 3,800,000	$ 3,800,000
		TOTAL LICENSES, PERMITS & FRANCHISES	**$ 2,394,823**	**$ 4,035,193**	**$ 3,800,000**	**$ 3,800,000**
	MISCELLANEOUS REVENUES					
		5730 TRUST FUNDS-OTHER	$	$	$	$
		TOTAL MISCELLANEOUS REVENUES	**$**	**$**	**$**	**$**
	OTHER FINANCING SOURCES					
		5497 OFS/OPERATING TRANSFER IN	$	$	$	$
		TOTAL OTHER FINANCING SOURCES	**$**	**$**	**$**	**$**
	REV FROM USE OF MONEY & PROP					
		3605 INTEREST ON BANK DEP & INVEST	$ 28,835	$ 32,015	$ 17,435	$ 17,435
		3615 INTEREST FROM OTHER SOURCES	62,051	40,882	23,350	23,350
		TOTAL REV FROM USE OF MONEY & PROP	**$ 90,886**	**$ 72,897**	**$ 40,785**	**$ 40,785**
TOTAL METRO BFLD TRANSPORT IMP FEE			**$ 2,485,709**	**$ 4,108,090**	**$ 3,840,785**	**$ 3,840,785**
ROSAMOND TRANSPORT IMP FEE						
	LICENSES, PERMITS & FRANCHISES					
		3221 IMPACT FEE`S & PERMITS	$ 29,220	$ 43,960	$	
		TOTAL LICENSES, PERMITS & FRANCHISES	**$ 29,220**	**$ 43,960**	**$**	
	REV FROM USE OF MONEY & PROP					
		3605 INTEREST ON BANK DEP & INVEST	$ 5,964	$ 2,881	$	

State Controller Schedules
County Budget Act
January 2010 Edition, revision #1

COUNTY OF KERN
Detail of Additional Financing Sources by Fund and Account
Governmental Funds
Fiscal Year 2013-14

Schedule 6

Fund Name	Financing Source Category	Financing Source Account	Actual 2011-12	Actual 2012-13	CAO Recommended 2013-14	Adopted by the Board of Supervisors 2013-14
1	2	3	4	5	6	7
		TOTAL REV FROM USE OF MONEY & PROP	**$ 5,964**	**$ 2,881**	**$**	**$**
TOTAL ROSAMOND TRANSPORT IMP FEE			**$ 35,184**	**$ 46,841**	**$**	**$**
SOLID WASTE ENFORCEMENT						
	CHARGES FOR SERVICES					
		CHARGES FOR CURRENT SERVICES				
		4750 HEALTH SERVICES-SOLID WASTE	$ 15,333	$	$	$
		4751 HEALTH SERVICES-HAZARDOUS WST				
		TOTAL CHARGES FOR CURRENT SERVICES	**$ 15,333**	**$ 0**	**$ 0**	**$ 0**
		TOTAL CHARGES FOR SERVICES	**$ 15,333**	**$**	**$**	**$**
	INTERGOVERNMENTAL REVENUES					
		STATE				
		3955 STATE-AID FOR OTHER STATE AID	$ 144,260	$	$	$
		TOTAL STATE	**$ 144,260**	**$ 0**	**$ 0**	**$ 0**
		TOTAL INTERGOVERNMENTAL REVENUES	**$ 144,260**	**$**	**$**	**$**
TOTAL SOLID WASTE ENFORCEMENT			**$ 159,593**	**$**	**$**	**$**
BAKERSFIELD MITIGATION						
	LICENSES, PERMITS & FRANCHISES					
		3221 IMPACT FEE`S & PERMITS	$ 124,815	$ 79,963	$	$
		TOTAL LICENSES, PERMITS & FRANCHISES	**$ 124,815**	**$ 79,963**	**$**	**$**
	REV FROM USE OF MONEY & PROP					
		3605 INTEREST ON BANK DEP & INVEST	$ 7,969	$ 6,252	$	$
		TOTAL REV FROM USE OF MONEY & PROP	**$ 7,969**	**$ 6,252**	**$**	**$**
TOTAL BAKERSFIELD MITIGATION			**$ 132,784**	**$ 86,215**	**$**	**$**
TEH TRANSP IMPACT FEE CORE						
	LICENSES, PERMITS & FRANCHISES					
		3221 IMPACT FEE`S & PERMITS	$	$	$	$
		TOTAL LICENSES, PERMITS & FRANCHISES	**$**	**$**	**$**	**$**
	REV FROM USE OF MONEY & PROP					
		3605 INTEREST ON BANK DEP & INVEST	$ 98	$ 69	$	$

State Controller Schedules
County Budget Act
January 2010 Edition, revision #1

COUNTY OF KERN
Detail of Additional Financing Sources by Fund and Account
Governmental Funds
Fiscal Year 2013-14

Schedule 6

Fund Name	Financing Source Category	Financing Source Account	Actual 2011-12	Actual 2012-13	CAO Recommended 2013-14	Adopted by the Board of Supervisors 2013-14
1	2	3	4	5	6	7
		TOTAL REV FROM USE OF MONEY & PROP	**$ 98**	**$ 69**	**$**	**$**
TOTAL TEH TRANSP IMPACT FEE CORE			**$ 98**	**$ 69**	**$**	**$**
TEH TRANSP IMPACT FEE NON-CORE						
	LICENSES, PERMITS & FRANCHISES					
	3221	IMPACT FEE`S & PERMITS	$ 46,198	$ 64,254	$	$
		TOTAL LICENSES, PERMITS & FRANCHISES	**$ 46,198**	**$ 64,254**	**$**	**$**
	REV FROM USE OF MONEY & PROP					
	3605	INTEREST ON BANK DEP & INVEST	$ 9,543	$ 6,888	$	$
		TOTAL REV FROM USE OF MONEY & PROP	**$ 9,543**	**$ 6,888**	**$**	**$**
TOTAL TEH TRANSP IMPACT FEE NON-CORE			**$ 55,741**	**$ 71,142**	**$**	**$**
JAMISON CENTER						
	MISCELLANEOUS REVENUES					
	5405	GIFTS AND DONATIONS	$ 17,878	$ 12,766	$ 16,000	$ 16,000
		TOTAL MISCELLANEOUS REVENUES	**$ 17,878**	**$ 12,766**	**$ 16,000**	**$ 16,000**
TOTAL JAMISON CENTER			**$ 17,878**	**$ 12,766**	**$ 16,000**	**$ 16,000**
STRONG MOT INSTRUMENTATION						
	LICENSES, PERMITS & FRANCHISES					
	3200	BUILDING PERMITS	$ 351,727	$ 92,320	$ 72,824	$ 72,824
		TOTAL LICENSES, PERMITS & FRANCHISES	**$ 351,727**	**$ 92,320**	**$ 72,824**	**$ 72,824**
	MISCELLANEOUS REVENUES					
	5730	TRUST FUNDS-OTHER	$ (1)	$	$	
		TOTAL MISCELLANEOUS REVENUES	**$ (1)**	**$**	**$**	
	OTHER FINANCING SOURCES					
	5497	OFS/OPERATING TRANSFER IN	$	$ 14	$	
		TOTAL OTHER FINANCING SOURCES	**$**	**$ 14**	**$**	

State Controller Schedules
County Budget Act
January 2010 Edition, revision #1

COUNTY OF KERN
Detail of Additional Financing Sources by Fund and Account
Governmental Funds
Fiscal Year 2013-14

Schedule 6

Fund Name	Financing Source Category	Financing Source Account	Actual 2011-12	Actual 2012-13	CAO Recommended 2013-14	Adopted by the Board of Supervisors 2013-14
1	2	3	4	5	6	7
TOTAL STRONG MOT INSTRUMENTATION			**$ 351,726**	**$ 92,334**	**$ 72,824**	**$ 72,824**
TOBACCO EDUCATION CONTROL PROG						
	INTERGOVERNMENTAL REVENUES					
		STATE				
		3955 STATE-AID FOR OTHER STATE AID	$ 165,018	$ 112,500	$ 187,500	$ 187,500
		TOTAL STATE	**$ 165,018**	**$ 112,500**	**$ 187,500**	**$ 187,500**
		TOTAL INTERGOVERNMENTAL REVENUES	**$ 165,018**	**$ 112,500**	**$ 187,500**	**$ 187,500**
	REV FROM USE OF MONEY & PROP					
		3605 INTEREST ON BANK DEP & INVEST	$ 866	$ 415	$ 470	$ 470
		TOTAL REV FROM USE OF MONEY & PROP	**$ 866**	**$ 415**	**$ 470**	**$ 470**
TOTAL TOBACCO EDUCATION CONTROL PROG			**$ 165,884**	**$ 112,915**	**$ 187,970**	**$ 187,970**
VITAL & HEALTH STAT-HEALTH DPT						
	MISCELLANEOUS REVENUES					
		5445 MISCELLANEOUS OTHER REVENUE	$ 53,742	$ 55,886	$ 59,550	$ 59,550
		5730 TRUST FUNDS-OTHER				
		TOTAL MISCELLANEOUS REVENUES	**$ 53,742**	**$ 55,886**	**$ 59,550**	**$ 59,550**
TOTAL VITAL & HEALTH STAT-HEALTH DPT			**$ 53,742**	**$ 55,886**	**$ 59,550**	**$ 59,550**
VITAL & HEALTH STAT-RECORDER						
	CHARGES FOR SERVICES					
		CHARGES FOR CURRENT SERVICES				
		4680 RECORDING FEES	$	$	$	$
		4681 COPY & PROCESS FEES	74,402	45,382	55,300	55,300
		TOTAL CHARGES FOR CURRENT SERVICES	**$ 74,402**	**$ 45,382**	**$ 55,300**	**$ 55,300**
		CHARGES FOR SERVICES-INTERFUND				
		5326 I/F-COPY AND PROCESS FEES	$ 4,733	$ 3,892	$ 4,700	$ 4,700
		TOTAL CHARGES FOR SERVICES-INTERFUND	**$ 4,733**	**$ 3,892**	**$ 4,700**	**$ 4,700**
	TOTAL CHARGES FOR SERVICES		**$ 79,135**	**$ 49,274**	**$ 60,000**	**$ 60,000**
TOTAL VITAL & HEALTH STAT-RECORDER			**$ 79,135**	**$ 49,274**	**$ 60,000**	**$ 60,000**
VITAL & HEALTH STAT-CO. CLERK						
	CHARGES FOR SERVICES					
		CHARGES FOR CURRENT SERVICES				
		4681 COPY & PROCESS FEES	$ 1,686	$ 1,986	$ 1,500	$ 1,500
		TOTAL CHARGES FOR CURRENT SERVICES	**$ 1,686**	**$ 1,986**	**$ 1,500**	**$ 1,500**

State Controller Schedules
County Budget Act
January 2010 Edition, revision #1

COUNTY OF KERN
Detail of Additional Financing Sources by Fund and Account
Governmental Funds
Fiscal Year 2013-14

Schedule 6

Fund Name	Financing Source Category	Financing Source Account	Actual 2011-12	Actual 2012-13	CAO Recommended 2013-14	Adopted by the Board of Supervisors 2013-14
1	2	3	4	5	6	7
		TOTAL CHARGES FOR SERVICES	**$ 1,686**	**$ 1,986**	**$ 1,500**	**$ 1,500**
TOTAL VITAL & HEALTH STAT-CO. CLERK			**$ 1,686**	**$ 1,986**	**$ 1,500**	**$ 1,500**
OILDALE REVITALIZATION FUND						
	MISCELLANEOUS REVENUES					
		5406 DONATIONS-MEMORIAL	$ 8,420	$	$	
		TOTAL MISCELLANEOUS REVENUES	**$ 8,420**	**$**	**$**	
	OTHER FINANCING SOURCES					
		5497 OFS/OPERATING TRANSFER IN	$	$	$	
		TOTAL OTHER FINANCING SOURCES	**$**	**$**	**$**	**$**
TOTAL OILDALE REVITALIZATION FUND			**$ 8,420**	**$**	**$**	**$**
PARCEL MAP IN-LIEU FEES						
	CHARGES FOR SERVICES					
		CHARGES FOR CURRENT SERVICES				
		4707 CODE ENFORCEMENT FEE	$ 2,757	$ 2,727	$ 2,800	$ 2,800
		TOTAL CHARGES FOR CURRENT SERVICES	**$ 2,757**	**$ 2,727**	**$ 2,800**	**$ 2,800**
		TOTAL CHARGES FOR SERVICES	**$ 2,757**	**$ 2,727**	**$ 2,800**	**$ 2,800**
	OTHER FINANCING SOURCES					
		5497 OFS/OPERATING TRANSFER IN	$ 30,000	$	$	
		TOTAL OTHER FINANCING SOURCES	**$ 30,000**	**$**	**$**	**$**
	REV FROM USE OF MONEY & PROP					
		3605 INTEREST ON BANK DEP & INVEST	$ 6,042	$ 2,968	$ 2,900	$ 2,900
		3751 ROYALTIES - TIMBER HARVEST				
		TOTAL REV FROM USE OF MONEY & PROP	**$ 6,042**	**$ 2,968**	**$ 2,900**	**$ 2,900**
TOTAL PARCEL MAP IN-LIEU FEES			**$ 38,799**	**$ 5,695**	**$ 5,700**	**$ 5,700**
ARRA AGING & ADULT (STIMULUS)						
	INTERGOVERNMENTAL REVENUES					
		FEDERAL				
		4175 FEDERAL ARRA (STIMULUS)	$	$	$	
		TOTAL FEDERAL	**$ 0**	**$ 0**	**$ 0**	**$ 0**

State Controller Schedules
County Budget Act
January 2010 Edition, revision #1

COUNTY OF KERN
Detail of Additional Financing Sources by Fund and Account
Governmental Funds
Fiscal Year 2013-14

Schedule 6

Fund Name	Financing Source Category	Financing Source Account	Actual 2011-12	Actual 2012-13	CAO Recommended 2013-14	Adopted by the Board of Supervisors 2013-14
1	2	3	4	5	6	7
		TOTAL INTERGOVERNMENTAL REVENUES	**$**	**$**	**$**	**$**
	REV FROM USE OF MONEY & PROP					
		3605 INTEREST ON BANK DEP & INVEST	$ 4	$ 3	$ 140	$ 140
		TOTAL REV FROM USE OF MONEY & PROP	**$ 4**	**$ 3**	**$ 140**	**$ 140**
TOTAL ARRA AGING & ADULT (STIMULUS)			**$ 4**	**$ 3**	**$ 140**	**$ 140**
KC ARRA ETR						
	INTERGOVERNMENTAL REVENUES					
		FEDERAL				
		4175 FEDERAL ARRA (STIMULUS)	$	$	$	$
		TOTAL FEDERAL	**$ 0**	**$ 0**	**$ 0**	**$ 0**
		TOTAL INTERGOVERNMENTAL REVENUES	**$**	**$**	**$**	**$**
	REV FROM USE OF MONEY & PROP					
		3605 INTEREST ON BANK DEP & INVEST	$ 2	$	$	$
		TOTAL REV FROM USE OF MONEY & PROP	**$ 2**	**$**	**$**	**$**
TOTAL KC ARRA ETR			**$ 2**	**$**	**$**	**$**
ARRA ROADS						
	INTERGOVERNMENTAL REVENUES					
		FEDERAL				
		4175 FEDERAL ARRA (STIMULUS)	$ 1,401,883	$	$	$
		TOTAL FEDERAL	**$ 1,401,883**	**$ 0**	**$ 0**	**$ 0**
		TOTAL INTERGOVERNMENTAL REVENUES	**$ 1,401,883**	**$**	**$**	**$**
	REV FROM USE OF MONEY & PROP					
		3605 INTEREST ON BANK DEP & INVEST	$ 875	$	$	$
		TOTAL REV FROM USE OF MONEY & PROP	**$ 875**	**$**	**$**	**$**
TOTAL ARRA ROADS			**$ 1,402,758**	**$**	**$**	**$**
ARRA ENERGY STIMULUS GRANT						
	INTERGOVERNMENTAL REVENUES					
		FEDERAL				
		4175 FEDERAL ARRA (STIMULUS)	$ 2,312,521	$	$	$
		TOTAL FEDERAL	**$ 2,312,521**	**$ 0**	**$ 0**	**$ 0**

State Controller Schedules
County Budget Act
January 2010 Edition, revision #1

COUNTY OF KERN
Detail of Additional Financing Sources by Fund and Account
Governmental Funds
Fiscal Year 2013-14

Schedule 6

Fund Name	Financing Source Category	Financing Source Account	Actual 2011-12	Actual 2012-13	CAO Recommended 2013-14	Adopted by the Board of Supervisors 2013-14
1	2	3	4	5	6	7
		TOTAL INTERGOVERNMENTAL REVENUES	**$ 2,312,521**	**$**	**$**	**$**
	REV FROM USE OF MONEY & PROP					
		3605 INTEREST ON BANK DEP & INVEST	$ 7,200	$ 1,894	$ 1,066	$ 1,066
		TOTAL REV FROM USE OF MONEY & PROP	**$ 7,200**	**$ 1,894**	**$ 1,066**	**$ 1,066**
TOTAL ARRA ENERGY STIMULUS GRANT			**$ 2,319,721**	**$ 1,894**	**$ 1,066**	**$ 1,066**
ARRA PROBATION ASSISTANCE						
	INTERGOVERNMENTAL REVENUES					
		FEDERAL				
		4175 FEDERAL ARRA (STIMULUS)	$	$	$	$
		TOTAL FEDERAL	**$ 0**	**$ 0**	**$ 0**	**$ 0**
		TOTAL INTERGOVERNMENTAL REVENUES	**$**	**$**	**$**	**$**
TOTAL ARRA PROBATION ASSISTANCE			**$**	**$**	**$**	**$**
CAL-MMET ARRA JAG GRANT						
	INTERGOVERNMENTAL REVENUES					
		FEDERAL				
		4175 FEDERAL ARRA (STIMULUS)	$ 137,784	$ 7,021	$	
		TOTAL FEDERAL	**$ 137,784**	**$ 7,021**	**$ 0**	**$ 0**
		TOTAL INTERGOVERNMENTAL REVENUES	**$ 137,784**	**$ 7,021**	**$**	
	REV FROM USE OF MONEY & PROP					
		3605 INTEREST ON BANK DEP & INVEST	$ 56	$ 52	$	
		TOTAL REV FROM USE OF MONEY & PROP	**$ 56**	**$ 52**	**$**	
TOTAL CAL-MMET ARRA JAG GRANT			**$ 137,840**	**$ 7,073**	**$**	
TOTAL SPECIAL REVENUE FUNDS FINANCING SOURCES			**$ 892,618,004**	**$ 988,771,171**	**$ 1,007,183,242**	**$ 1,007,183,242**
CAPITAL PROJECT FUNDS						
ACO-GENERAL						
	REV FROM USE OF MONEY & PROP					
		3605 INTEREST ON BANK DEP & INVEST	$ 56,508	$ 47,100	$ 48,000	$ 48,000
		3615 INTEREST FROM OTHER SOURCES	89,398	62,771	25,000	25,000
		TOTAL REV FROM USE OF MONEY & PROP	**$ 145,906**	**$ 109,871**	**$ 73,000**	**$ 73,000**

State Controller Schedules
County Budget Act
January 2010 Edition, revision #1

COUNTY OF KERN
Detail of Additional Financing Sources by Fund and Account
Governmental Funds
Fiscal Year 2013-14

Schedule 6

Fund Name	Financing Source Category	Financing Source Account	Actual 2011-12	Actual 2012-13	CAO Recommended 2013-14	Adopted by the Board of Supervisors 2013-14
1	2	3	4	5	6	7
TOTAL ACO-GENERAL			**$ 145,906**	**$ 109,871**	**$ 73,000**	**$ 73,000**
ACO-STRUCTURAL FIRE						
	REV FROM USE OF MONEY & PROP					
		3605 INTEREST ON BANK DEP & INVEST	$ 2,194	$ 1,524	$ 1,550	$ 1,550
		TOTAL REV FROM USE OF MONEY & PROP	**$ 2,194**	**$ 1,524**	**$ 1,550**	**$ 1,550**
TOTAL ACO-STRUCTURAL FIRE			**$ 2,194**	**$ 1,524**	**$ 1,550**	**$ 1,550**
SEVENTH STANDARD ROAD PROJ						
	INTERGOVERNMENTAL REVENUES					
		FEDERAL				
		4105 FEDERAL-AID FOR CONSTRUCTION	$ 8,373,250	$ 8,373,250	$	
		TOTAL FEDERAL	**$ 8,373,250**	**$ 8,373,250**	**$ 0**	**$ 0**
		STATE				
		3925 STATE-AID FOR CONSTRUCTION	$ 11,588,603	$ 11,588,603	$	
		TOTAL STATE	**$ 11,588,603**	**$ 11,588,603**	**$ 0**	**$ 0**
	TOTAL INTERGOVERNMENTAL REVENUES		**$ 19,961,853**	**$ 19,961,853**	**$**	
	MISCELLANEOUS REVENUES					
		5440 CANCELLED OUTLAWED WARRANTS	$ 37,500	$ 37,500	$	
		5445 MISCELLANEOUS OTHER REVENUE	8,606,086	8,606,086		
	TOTAL MISCELLANEOUS REVENUES		**$ 8,643,586**	**$ 8,643,586**	**$**	
	REV FROM USE OF MONEY & PROP					
		3605 INTEREST ON BANK DEP & INVEST	$ 148,798	$ 23,276	$	
	TOTAL REV FROM USE OF MONEY & PROP		**$ 148,798**	**$ 23,276**	**$**	
TOTAL SEVENTH STANDARD ROAD PROJ			**$ 28,754,237**	**$ 28,628,715**	**$**	
WHEELER RIDGE OVERPASS						
	INTERGOVERNMENTAL REVENUES					
		FEDERAL				
		4105 FEDERAL-AID FOR CONSTRUCTION	$ 5,887,090	$ 5,887,090	$	
		TOTAL FEDERAL	**$ 5,887,090**	**$ 5,887,090**	**$ 0**	**$ 0**
	TOTAL INTERGOVERNMENTAL REVENUES		**$ 5,887,090**	**$ 5,887,090**	**$**	
	MISCELLANEOUS REVENUES					

State Controller Schedules
County Budget Act
January 2010 Edition, revision #1

COUNTY OF KERN
Detail of Additional Financing Sources by Fund and Account
Governmental Funds
Fiscal Year 2013-14

Schedule 6

Fund Name	Financing Source Category	Financing Source Account	Actual 2011-12	Actual 2012-13	CAO Recommended 2013-14	Adopted by the Board of Supervisors 2013-14
1	2	3	4	5	6	7
		5445 MISCELLANEOUS OTHER REVENUE	$ 2,186,446	$ 2,186,446	$	$
		TOTAL MISCELLANEOUS REVENUES	**$ 2,186,446**	**$ 2,186,446**	**$**	**$**
	REV FROM USE OF MONEY & PROP					
		3605 INTEREST ON BANK DEP & INVEST	$ 1,536	$ 617	$	$
		TOTAL REV FROM USE OF MONEY & PROP	**$ 1,536**	**$ 617**	**$**	**$**
TOTAL WHEELER RIDGE OVERPASS			**$ 8,075,072**	**$ 8,074,153**	**$**	**$**
7TH STANDARD WIDENING PROJECT						
	INTERGOVERNMENTAL REVENUES					
		FEDERAL				
		4105 FEDERAL-AID FOR CONSTRUCTION	$ 12,380,494	$ 2,948,080	$	$
		TOTAL FEDERAL	**$ 12,380,494**	**$ 2,948,080**	**$ 0**	**$ 0**
		STATE				
		3925 STATE-AID FOR CONSTRUCTION	$ 7,094,416	$ 22,080,656	$	$
		TOTAL STATE	**$ 7,094,416**	**$ 22,080,656**	**$ 0**	**$ 0**
		TOTAL INTERGOVERNMENTAL REVENUES	**$ 19,474,910**	**$ 25,028,736**	**$**	**$**
	MISCELLANEOUS REVENUES					
		5445 MISCELLANEOUS OTHER REVENUE	$ 1,436,976	$ 1,436,976	$	$
		TOTAL MISCELLANEOUS REVENUES	**$ 1,436,976**	**$ 1,436,976**	**$**	**$**
	OTHER FINANCING SOURCES					
		5497 OFS/OPERATING TRANSFER IN	$ 13,457,118	$ 14,222,940	$	$
		TOTAL OTHER FINANCING SOURCES	**$ 13,457,118**	**$ 14,222,940**	**$**	**$**
	REV FROM USE OF MONEY & PROP					
		3605 INTEREST ON BANK DEP & INVEST	$ 62,974	$ 36,042	$	$
		TOTAL REV FROM USE OF MONEY & PROP	**$ 62,974**	**$ 36,042**	**$**	**$**
TOTAL 7TH STANDARD WIDENING PROJECT			**$ 34,431,978**	**$ 40,724,694**	**$**	**$**
2009 COP CAPITAL PROJECTS						

State Controller Schedules
County Budget Act
January 2010 Edition, revision #1

COUNTY OF KERN
Detail of Additional Financing Sources by Fund and Account
Governmental Funds
Fiscal Year 2013-14

Schedule 6

Fund Name	Financing Source Category		Financing Source Account	Actual 2011-12	Actual 2012-13	CAO Recommended 2013-14	Adopted by the Board of Supervisors 2013-14
1	2		3	4	5	6	7
	MISCELLANEOUS REVENUES						
		5447	OTHER OPERATING REVENUE	$ 50,277,637	$ 56,450,279	$	$
			TOTAL MISCELLANEOUS REVENUES	**$ 50,277,637**	**$ 56,450,279**	**$**	**$**
	OTHER FINANCING SOURCES						
		5497	OFS/OPERATING TRANSFER IN	$	$	$ 2,106,107	$ 2,106,107
			TOTAL OTHER FINANCING SOURCES	**$**	**$**	**$**	**2,106,107**	**$ 2,106,107**
	REV FROM USE OF MONEY & PROP						
		3605	INTEREST ON BANK DEP & INVEST	$ 17,946	$ 15,755	$	$
			TOTAL REV FROM USE OF MONEY & PROP	**$ 17,946**	**$ 15,755**	**$**	**$**
TOTAL 2009 COP CAPITAL PROJECTS				**$ 50,295,583**	**$ 56,466,034**	**$ 2,106,107**	**$ 2,106,107**
HAGEMAN ROAD SOG FUND							
	INTERGOVERNMENTAL REVENUES						
		STATE					
		3925	STATE-AID FOR CONSTRUCTION	$ 5,423,984	$ 13,758,788	$	$
			TOTAL STATE	**$ 5,423,984**	**$ 13,758,788**	**$ 0**	**$ 0**
			TOTAL INTERGOVERNMENTAL REVENUES	**$ 5,423,984**	**$ 13,758,788**	**$**	**$**
	MISCELLANEOUS REVENUES						
		5445	MISCELLANEOUS OTHER REVENUE	$ 2,915	$ 2,915	$	$
		5504	OFS/OPERATING TRANSFER-COP	15,225,477	17,000,000		
			TOTAL MISCELLANEOUS REVENUES	**$ 15,228,392**	**$ 17,002,915**	**$**	**$**
	OTHER FINANCING SOURCES						
		5497	OFS/OPERATING TRANSFER IN	$	$	$	$
			TOTAL OTHER FINANCING SOURCES	**$**	**$**	**$**	**$**
	REV FROM USE OF MONEY & PROP						
		3605	INTEREST ON BANK DEP & INVEST	$ 34,961	$ 19,971	$	$
			TOTAL REV FROM USE OF MONEY & PROP	**$ 34,961**	**$ 19,971**	**$**	**$**

State Controller Schedules
County Budget Act
January 2010 Edition, revision #1

COUNTY OF KERN
Detail of Additional Financing Sources by Fund and Account
Governmental Funds
Fiscal Year 2013-14

Schedule 6

Fund Name	Financing Source Category	Financing Source Account	Actual 2011-12	Actual 2012-13	CAO Recommended 2013-14	Adopted by the Board of Supervisors 2013-14
1	2	3	4	5	6	7
TOTAL HAGEMAN ROAD SOG FUND			**$ 20,687,337**	**$ 30,781,674**	**$**	**$**
AB900 PHASE II CONSTRUCTION FU						
	OTHER FINANCING SOURCES					
		5497 OFS/OPERATING TRANSFER IN	$	$ 12,000,000	$ 10,544,898	$ 10,544,898
		TOTAL OTHER FINANCING SOURCES	**$**	**$ 12,000,000**	**$ 10,544,898**	**$ 10,544,898**
TOTAL AB900 PHASE II CONSTRUCTION FU			**$**	**$ 12,000,000**	**$ 10,544,898**	**$ 10,544,898**
TOBACCO SECUR PROCEEDS-CP FUND						
	INTERGOVERNMENTAL REVENUES					
		STATE				
		4043 STATE-TOBACCO LITIGATION SETTL	$ 33,034,748	$	$	
		TOTAL STATE	**$ 33,034,748**	**$ 0**	**$ 0**	**$ 0**
		TOTAL INTERGOVERNMENTAL REVENUES	**$ 33,034,748**	**$**	**$**	
	REV FROM USE OF MONEY & PROP					
		3605 INTEREST ON BANK DEP & INVEST	$ 845,249	$ 9,348	$	
		3607 INTEREST-TOBACCO ENDOWMENT	3,989,524	1,000,000	1,000,000	1,000,000
		TOTAL REV FROM USE OF MONEY & PROP	**$ 4,834,773**	**$ 1,009,348**	**$ 1,000,000**	**$ 1,000,000**
TOTAL TOBACCO SECUR PROCEEDS-CP FUND			**$ 37,869,521**	**$ 1,009,348**	**$ 1,000,000**	**$ 1,000,000**
REXLAND ACRES SEWER IMPRVMNT						
	INTERGOVERNMENTAL REVENUES					
		FEDERAL				
		4105 FEDERAL-AID FOR CONSTRUCTION	$ 3,433,600	$ 3,433,600	$	
		TOTAL FEDERAL	**$ 3,433,600**	**$ 3,433,600**	**$ 0**	**$ 0**
		STATE				
		3925 STATE-AID FOR CONSTRUCTION	$ 2,468,542	$ 2,468,542	$	
		TOTAL STATE	**$ 2,468,542**	**$ 2,468,542**	**$ 0**	**$ 0**
		TOTAL INTERGOVERNMENTAL REVENUES	**$ 5,902,142**	**$ 5,902,142**	**$**	
	OTHER FINANCING SOURCES					
		5493 OTHER FINANCING SRCE-PROCEEDS	$ 3,112,000	$ 3,112,000	$	
		5497 OFS/OPERATING TRANSFER IN	200,000	200,000		
		TOTAL OTHER FINANCING SOURCES	**$ 3,312,000**	**$ 3,312,000**	**$**	
	REV FROM USE OF MONEY & PROP					

State Controller Schedules
County Budget Act
January 2010 Edition, revision #1

COUNTY OF KERN
Detail of Additional Financing Sources by Fund and Account
Governmental Funds
Fiscal Year 2013-14

Schedule 6

Fund Name	Financing Source Category	Financing Source Account	Actual 2011-12	Actual 2012-13	CAO Recommended 2013-14	Adopted by the Board of Supervisors 2013-14
1	2	3	4	5	6	7
		3605 INTEREST ON BANK DEP & INVEST	$	$	$	$
		3615 INTEREST FROM OTHER SOURCES				
		TOTAL REV FROM USE OF MONEY & PROP	**$**	**$**	**$**	**$**
	TAXES OTHER THAN CURRENT PROP					
		3015 PROPERTY TAXES-PRIOR SECURED	$	$	$	$
		TOTAL TAXES OTHER THAN CURRENT PROP	**$**	**$**	**$**	**$**
TOTAL REXLAND ACRES SEWER IMPRVMNT			**$ 9,214,142**	**$ 9,214,142**	**$**	**$**
TOTAL CAPITAL PROJECT FUNDS FINANCING SOURCES			**$ 189,475,970**	**$ 187,010,155**	**$ 13,725,555**	**$ 13,725,555**
TOTAL ALL FUNDS			**$ 1,768,131,834**	**$ 1,907,639,168**	**$ 1,735,130,311**	**$ 1,735,130,311**
		Total All Funds Transferred To	SCH 5, COL 2	SCH 5, COL 3	SCH 5, COL 4	SCH 5, COL 5

State Controller Schedules County Budget Act January 2010 Edition, revision #1	COUNTY OF KERN Summary of Financing Uses by Function and Fund Governmental Funds Fiscal Year 2013-14			Schedule 7
Description	Actual 2011-12	Actual 2012-13	CAO Recommended 2013-14	Adopted by the Board of Supervisors 2013-14
1	2	3	4	5
SUMMARIZATION BY FUNCTION				
GENERAL GOVERNMENT	$ 156,746,877	$ 134,910,937	$ 147,935,962	$ 148,038,412
PUBLIC PROTECTION	608,518,399	697,217,035	763,958,700	763,958,700
PUBLIC WAYS AND FACILITIES	205,777,311	222,336,419	76,632,843	76,632,843
HEALTH AND SANITATION	243,008,086	249,688,253	293,746,674	293,746,674
PUBLIC ASSISTANCE	462,749,327	465,085,938	521,767,864	521,767,864
EDUCATION	7,914,718	8,031,908	8,302,501	8,817,101
RECREATION AND CULTURAL SERVICES	12,092,540	12,404,273	13,902,773	13,902,773
DEBT SERVICE	14,589,441	14,045,030	14,599,582	14,599,582
TOTAL FINANCING USES BY FUNCTION	**$ 1,711,396,699**	**$ 1,803,719,793**	**$ 1,840,846,899**	**$ 1,841,463,949**
APPROPRIATION FOR CONTIGENCIES				
00001 GENERAL	$	$	$ 10,420,000	$ 10,420,000
00011 STRUCTURAL FIRE			250,000	250,000
00120 BUILDING INSPECTION			550,000	550,000
00141 MENTAL HEALTH FUND			8,000,000	8,000,000
00192 RECORDER			325,123	325,123
TOTAL APPROPRIATION FOR CONTINGENCIES	**$**	**$**	**$ 19,545,123**	**$ 19,545,123**
SUBTOTAL FINANCING USES	**$ 1,711,396,699**	**$ 1,803,719,793**	**$ 1,860,392,022**	**$ 1,861,009,072**
PROVISIONS FOR OBLIGATED FUND BALANCES				
00001 GENERAL	$	$	$ 11,035,134	$ 10,418,084
00003 FISCAL STABILITY FUND				
00264 TAX LOSS RESERVE			2,928,274	2,928,274
00007 ROAD			1,157,738	1,157,738
00011 STRUCTURAL FIRE			3,334,771	3,334,771
00120 BUILDING INSPECTION			813,749	813,749

State Controller Schedules County Budget Act January 2010 Edition, revision #1	COUNTY OF KERN Summary of Financing Uses by Function and Fund Governmental Funds Fiscal Year 2013-14			Schedule 7
Description	Actual 2011-12	Actual 2012-13	CAO Recommended 2013-14	Adopted by the Board of Supervisors 2013-14
1	2	3	4	5
00141 MENTAL HEALTH FUND			9,884,109	9,884,109
00145 AGING AND ADULT SERVICES			1,681,674	1,681,674
00165 LITTER CLEAN UP			2,647	2,647
00171 PL LOC DRN-SHAL			9,502	9,502
00172 PL LOC DRN-BRUND			129,021	129,021
00173 PL LOC DRN-ORNGW			828,131	828,131
00174 PL LOC DRN-BRECK			34,006	34,006
00175 RANGE IMP SEC 15			24,372	24,372
00176 PL LOC DRN-OILDL			104,016	104,016
00177 RANGE IMP SEC 3			31,127	31,127
00179 PROBATION TRN FD			35,572	35,572
00180 DNA IDENTIFICATION			106,057	106,057
00182 SHER FAC TRNG FD			52,142	52,142
00186 JUV JUST FAC TEMP CONST			292	292
00187 EMERGENCY MEDICAL SERVICES FND			205,829	205,829
00195 ALCOHOLISM PROG			5,852	5,852
00198 RECORDERS MODERNIZATION FUND			1,128,641	1,128,641
00270 ABATEMENT COST			13,660	13,660
22027 STERILIZATION FUND			2,849	2,849
22036 BOARD OF TRADE-ADVERTISING			69,655	69,655
22042 GENERAL PLAN ADMIN SURCHARGE			56,205	56,205
22045 CO-WIDE CRIME PREV. P.C.1202.5			550	550
22064 D.A.-LOCAL FORFEITURE TRUST			95,957	95,957
22067 HEALTH-LOCAL OPTION			20,246	20,246
22073 HEALTH-MAA/TCM			25,241	25,241
22076 CHILD RESTRAINT LOANER PRG			7,241	7,241
22079 D. A. EQUIPMENT/AUTOMATION			169,130	169,130
22085 MENTAL HEALTH SERVICES ACT			16,025,081	16,025,081

State Controller Schedules County Budget Act January 2010 Edition, revision #1	COUNTY OF KERN Summary of Financing Uses by Function and Fund Governmental Funds Fiscal Year 2013-14			Schedule 7
Description	Actual 2011-12	Actual 2012-13	CAO Recommended 2013-14	Adopted by the Board of Supervisors 2013-14
1	2	3	4	5
22097 ASSET FORFEITURE 15 PERCENT			9,776	9,776
22098 PROBATION ASSET FORFEITURE			12,028	12,028
22121 TRUCK 21 REPLACEMENT			39	39
22123 VEHICLE/APPARATUS			131,031	131,031
22125 HAZARDOUS WASTE SETTLEMNTS			39,770	39,770
22126 SHERIFF`S-RURAL CRIME			1	1
22127 SHERIFF`S CAL-ID			702,670	702,670
22128 SHERIFF`S CIVIL SUBPOENAS			12,525	12,525
22129 KNET-SPC ASSET FORFEITURE REV			65,079	65,079
22132 SHERIFF`S TRAINING			16,683	16,683
22137 SHERIFF-STATE FORFEITURE			74,629	74,629
22138 SHERIFF`S CIVIL AUTOMATED			265,166	265,166
22140 SHERIFFS FIREARMS			6,572	6,572
22143 SHERIFF`S VOLUNTEER SERV GRP			20,266	20,266
22153 BKFD PLANNED SEWER #1			2,271,701	2,271,701
22156 DIVCA LOCAL FRANCHISE FEE			370,400	370,400
22158 BKFD PLANNED SEWER #2			301,447	301,447
22160 SHERIFF`S CAL-MMET			78	78
22161 HIDTA-STATE ASSET FORFEIT			701	701
22163 HIGH TECH EQUIPMENT			23	23
22164 BKFD PLANNED SEWER #3			5,342	5,342
22166 BKFD PLANNED SEWER #4			71,777	71,777
22167 BKFD PLANNED SEWER #5			81,343	81,343
22173 CO PLANNED SEWER AREA A			39,000	39,000
22177 CO PLANNED SEWER AREA B			702	702
22184 CSA #71 SEPTIC ABANDONMENT			1,007,406	1,007,406
22188 FIREWORKS VIOLATIONS			33,430	33,430
22190 COMM CORR PERFORM INCENT FUND			1,897	1,897

State Controller Schedules County Budget Act January 2010 Edition, revision #1	COUNTY OF KERN Summary of Financing Uses by Function and Fund Governmental Funds Fiscal Year 2013-14			Schedule 7
Description	Actual 2011-12	Actual 2012-13	CAO Recommended 2013-14	Adopted by the Board of Supervisors 2013-14
1	2	3	4	5
24024 DA FAMILY - EXCESS REVENUE			2,760	2,760
24028 D.A.-FEDERAL FORFEITURE			14,190	14,190
24039 HOPST PREPAREDNESS PRGM GRANT			364	364
24041 EMS WEEK - DONATIONS			63	63
24042 FIRE DEPT DONATIONS			4,225	4,225
24047 FIRE-HELICOPTER OPERATIONS			61,609	61,609
24050 MOBILE FIRE KITCHEN			16	16
24060 JUVENILE INMATE WELFARE			13,300	13,300
24066 KERN CO CHILDREN`S			100,627	100,627
24067 KERN COUNTY LIBRARY DONATIONS			106,726	106,726
24088 CORE AREA METRO BFLD IMP FEE			853,264	853,264
24089 METRO BFLD TRANSPORT IMP FEE			6,156,200	6,156,200
24091 ROSAMOND TRANSPORT IMP FEE			46,841	46,841
24095 BAKERSFIELD MITIGATION			86,215	86,215
24096 TEH TRANSP IMPACT FEE CORE			67	67
24097 TEH TRANSP IMPACT FEE NON-CORE			71,139	71,139
24105 JAMISON CENTER			8,403	8,403
24125 STRONG MOT INSTRUMENTATION			29,546	29,546
24126 TOBACCO EDUCATION CONTROL			280	280
00004 ACO-GENERAL			631,219	631,219
00012 ACO-STRUCTURAL FIRE			274	274
00155 SEVENTH STANDARD ROAD PROJ			23,276	23,276
00156 WHEELER RIDGE OVERPASS				
00210 C.O.P.-KERN MEDICAL CENTER				
00220 7TH STANDARD WIDENING PROJECT			36,042	36,042
00221 2009 COP CAPITAL PROJECTS			15,755	15,755
00222 HAGEMAN ROAD SOG FUND			19,970	19,970
00225 AB900 PHASE II CONSTRUCTION FU			10,544,898	10,544,898

State Controller Schedules County Budget Act January 2010 Edition, revision #1	COUNTY OF KERN Summary of Financing Uses by Function and Fund Governmental Funds Fiscal Year 2013-14	Schedule 7

Description	Actual 2011-12	Actual 2012-13	CAO Recommended 2013-14	Adopted by the Board of Supervisors 2013-14
1	2	3	4	5
00235 TOBACCO SECUR PROCEEDS-CP FUND			2,152	2,152
40390 REXLAND ACRES SEWER IMPRVMNT				
TOTAL OBLIGATED FUND BALANCES	**$**	**$**	**$ 74,389,374**	**$ 73,772,324**
TOTAL FINANCING USES	**$ 1,711,396,699**	**$ 1,803,719,793**	**$ 1,934,781,396**	**$ 1,934,781,396**
SUMMARIZATION BY FUND				
00001 GENERAL	$ 628,141,586	$ 683,976,384	$ 780,519,176	$ 780,519,176
00004 ACO-GENERAL			631,219	631,219
00007 ROAD	50,749,728	52,150,826	67,041,019	67,041,019
00011 STRUCTURAL FIRE	127,263,846	138,765,464	147,451,234	147,451,234
00012 ACO-STRUCTURAL FIRE			274	274
00120 BUILDING INSPECTION	4,577,032	5,219,221	8,915,695	8,915,695
00130 DEPT OF HUMAN SERVICES-ADMIN.	147,680,793	155,693,437	188,048,158	188,048,158
00140 HUMAN SERVICES-DIRECT FIN AID	199,974,474	191,948,683	200,168,378	200,168,378
00141 MENTAL HEALTH FUND	107,060,352	87,163,078	141,465,208	141,465,208
00145 AGING AND ADULT SERVICES	11,065,086	11,886,261	15,926,979	15,926,979
00155 SEVENTH STANDARD ROAD PROJ	25,169,305	25,170,692	23,276	23,276
00156 WHEELER RIDGE OVERPASS	7,928,533	7,928,533		
00160 WILDLIFE RESOURCES	7,706	3,731	18,049	18,049
00161 TIMBER HARVEST FUND			65,000	65,000
00163 PROBATION DJJ REALIGNMENT FUND	2,669,850	3,735,585	3,200,000	3,200,000
00164 REAL ESTATE FRAUD	236,500	240,000	444,000	444,000
00165 LITTER CLEAN UP	3,517	3,393	5,847	5,847
00170 OFF HWY MV LIC	(12,030)	79,295	260,417	260,417
00171 PL LOC DRN-SHAL			10,002	10,002
00172 PL LOC DRN-BRUND			129,521	129,521

State Controller Schedules County Budget Act January 2010 Edition, revision #1	COUNTY OF KERN Summary of Financing Uses by Function and Fund Governmental Funds Fiscal Year 2013-14			Schedule 7
Description	Actual 2011-12	Actual 2012-13	CAO Recommended 2013-14	Adopted by the Board of Supervisors 2013-14
1	2	3	4	5
00173 PL LOC DRN-ORNGW			828,631	828,631
00174 PL LOC DRN-BRECK			34,506	34,506
00175 RANGE IMP SEC 15	5,750	5,750	30,122	30,122
00176 PL LOC DRN-OILDL			104,516	104,516
00177 RANGE IMP SEC 3	1,000	2,000	33,127	33,127
00179 PROBATION TRN FD	222,560	248,388	308,922	308,922
00180 DNA IDENTIFICATION	488,120	703,000	706,057	706,057
00181 LOCAL PUBLIC SAFETY	54,225,367	68,921,472	80,339,218	80,339,218
00182 SHER FAC TRNG FD	215,000	262,211	252,142	252,142
00183 KERN CO DEPT OF CHILD SUPPORT	22,070,958	21,644,338	22,409,604	22,409,604
00184 AUTOMATED FINGERPRINT FUND	430,649	506,422	837,000	837,000
00186 JUV JUST FAC TEMP CONST			292	292
00187 EMERGENCY MEDICAL SERVICES FND	2,105,542	1,489,093	1,959,552	1,959,552
00188 AUTOMATED CO WARRANT SYSTEM	90,000	90,000	54,000	54,000
00190 DOMESTIC VIOL PG	200,000	120,000	140,000	140,000
00191 CRIMINAL JUS FACILITIES CONST	3,300,000	3,300,000	3,300,000	3,300,000
00192 RECORDER	2,867,742	3,407,662	4,957,316	4,957,316
00194 RECORDER`S SSN TRUNCATION	34,731	26,625	59,020	59,020
00195 ALCOHOLISM PROG	191,800	159,706	78,439	78,439
00196 ALCOHOL ABUSE EDUCATION/PREV	78,000	100,094	61,748	61,748
00197 DRUG PROGRAM FUND	22,000	22,000	157,565	157,565
00198 RECORDERS MODERNIZATION FUND	259,636	1,276,868	2,428,042	2,428,042
00199 MICROGRAPHIC-RCD	97,925	70,590	118,360	118,360

State Controller Schedules County Budget Act January 2010 Edition, revision #1	COUNTY OF KERN Summary of Financing Uses by Function and Fund Governmental Funds Fiscal Year 2013-14			Schedule 7
Description	Actual 2011-12	Actual 2012-13	CAO Recommended 2013-14	Adopted by the Board of Supervisors 2013-14
1	2	3	4	5
00220 7TH STANDARD WIDENING PROJECT	39,849,280	41,103,645	36,042	36,042
00221 2009 COP CAPITAL PROJECTS	51,451,573	57,205,560	2,121,862	2,121,862
00222 HAGEMAN ROAD SOG FUND	28,624,674	32,549,231	19,970	19,970
00225 AB900 PHASE II CONSTRUCTION FU		223,149	10,544,898	10,544,898
00235 TOBACCO SECUR PROCEEDS-CP FUND	37,553,288	1,000,000	1,002,152	1,002,152
00264 TAX LOSS RESERVE	4,000,000	4,000,000	6,928,274	6,928,274
00266 REDEMPTION SYSTEMS	521,618	289,120	1,016,040	1,016,040
00270 ABATEMENT COST	81,844	134,444	103,660	103,660
22010 COUNTY LOCAL REVENUE FUND 2011	99,946,711	146,126,586	158,246,763	158,246,763
22019 ADOPTION PREPAYMENT ANML CONTR			20,125	20,125
22020 A-C FARM ADV AGRI RESEARCH	614			
22021 ANIMAL CARE DONATIONS	15,751		63,959	63,959
22023 ANIMAL CARE	42,140		19,876	19,876
22024 ANIMAL CNTRL-FELINE CARCASSES	23,881		11,147	11,147
22027 STERILIZATION FUND	17,490	32,265	39,118	39,118
22036 BOARD OF TRADE-ADVERTISING	43,000		115,255	115,255
22042 GENERAL PLAN ADMIN SURCHARGE	31,624	237,154	1,206,159	1,206,159
22045 CO-WIDE CRIME PREV. P.C.1202.5			550	550
22064 D.A.-LOCAL FORFEITURE TRUST			395,957	395,957
22066 SOLID WASTE-LEA GRANT	29,896	30,000	64,933	64,933
22067 HEALTH-LOCAL OPTION	11,450	1,700	20,246	20,246
22068 HLTH-STATE L.U.S.T. PROG		170,826	3,550	3,550
22069 PUBLIC HEALTH MISCELLANEOUS	71,397	2,810	6,775	6,775

State Controller Schedules County Budget Act January 2010 Edition, revision #1	COUNTY OF KERN Summary of Financing Uses by Function and Fund Governmental Funds Fiscal Year 2013-14			Schedule 7
Description	Actual 2011-12	Actual 2012-13	CAO Recommended 2013-14	Adopted by the Board of Supervisors 2013-14
1	2	3	4	5
22073 HEALTH-MAA/TCM	69,175	68,776	125,241	125,241
22074 H1N1 PUB HLTH EMERG RESP FUNDS	3,329			
22076 CHILD RESTRAINT LOANER PRG	4,940	37,940	116,086	116,086
22079 D. A. EQUIPMENT/AUTOMATION		150,000	251,130	251,130
22082 KCIRT		1,184		
22085 MENTAL HEALTH SERVICES ACT	23,904,833	29,095,283	44,675,081	44,675,081
22086 MHSA PRUDENT RESERVE	500,000			
22087 CRIMINALISTICS LABORATORIES		130,000	130,000	130,000
22097 ASSET FORFEITURE 15 PERCENT			9,776	9,776
22098 PROBATION ASSET FORFEITURE			12,028	12,028
22116 HEALTH-NNFP	100,000	2,117		
22121 TRUCK 21 REPLACEMENT			39	39
22122 FIXED WING AIRCRAFT	150,000	162,000	52,000	52,000
22123 VEHICLE/APPARATUS		650,000	131,031	131,031
22125 HAZARDOUS WASTE SETTLEMNTS	14,974		64,770	64,770
22126 SHERIFF`S-RURAL CRIME			1	1
22127 SHERIFF`S CAL-ID	596,356	277,122	1,850,134	1,850,134
22128 SHERIFF`S CIVIL SUBPOENAS			12,525	12,525
22129 KNET-SPC ASSET FORFEITURE REV		46,774	65,079	65,079
22131 SHERIFF`S DRUG ABUSE GANG DIVR	40,000	40,000	40,000	40,000
22132 SHERIFF`S TRAINING	190,000	81,000	116,683	116,683
22133 SHERIFF-WORK RELEASE	650,000	720,000	524,100	524,100
22137 SHERIFF-STATE FORFEITURE	2,705	6,915	80,629	80,629
22138 SHERIFF`S CIVIL AUTOMATED	35,170	38,641	308,466	308,466
22140 SHERIFFS FIREARMS		17,700	11,572	11,572

State Controller Schedules County Budget Act January 2010 Edition, revision #1	COUNTY OF KERN Summary of Financing Uses by Function and Fund Governmental Funds Fiscal Year 2013-14			Schedule 7
Description	Actual 2011-12	Actual 2012-13	CAO Recommended 2013-14	Adopted by the Board of Supervisors 2013-14
1	2	3	4	5
22141 SHERIFF-JUDGEMENT DEBTORS FEE	100,000	137,026	711,000	711,000
22142 SHERIFF`S COMM RESOURCES	13,950	35,321	14,000	14,000
22143 SHERIFF`S VOLUNTEER SERV GRP	5,000	8,493	30,266	30,266
22144 SHER-CONTROLLED SUBTANCE	34,600	403,546	450,000	450,000
22153 BKFD PLANNED SEWER #1	34	77	2,272,201	2,272,201
22156 DIVCA LOCAL FRANCHISE FEE	2,880	249,543	900,400	900,400
22158 BKFD PLANNED SEWER #2			301,947	301,947
22160 SHERIFF`S CAL-MMET			78	78
22161 HIDTA-STATE ASSET FORFEIT		61,200	701	701
22162 CAL-MMET-STATE ASSET FORFEIT		252,636	300,000	300,000
22163 HIGH TECH EQUIPMENT			23	23
22164 BKFD PLANNED SEWER #3			5,842	5,842
22166 BKFD PLANNED SEWER #4			72,277	72,277
22167 BKFD PLANNED SEWER #5			81,843	81,843
22173 CO PLANNED SEWER AREA A	15	46	39,500	39,500
22176 HEALTH-BIO TERRORISM GRANT	685,749	846,421	598,014	598,014
22177 CO PLANNED SEWER AREA B			1,202	1,202
22184 CSA #71 SEPTIC ABANDONMENT	80	47	1,007,906	1,007,906
22185 WRAPAROUND SAVINGS	543,822		3,000,000	3,000,000
22187 RECORDERS ELECTRONIC RECORDING	114,938	235,575	257,000	257,000
22188 FIREWORKS VIOLATIONS	7,034	3,955	58,430	58,430
22190 COMM CORR PERFORM INCENT FUND	954,659	200,000	1,897	1,897
24024 DA FAMILY - EXCESS REVENUE		368,970	2,760	2,760
24028 D.A.-FEDERAL FORFEITURE			14,190	14,190
24038 DA-COURT ORDERED PENALTIES		250,000	315,000	315,000

State Controller Schedules County Budget Act January 2010 Edition, revision #1	COUNTY OF KERN Summary of Financing Uses by Function and Fund Governmental Funds Fiscal Year 2013-14			Schedule 7
Description	Actual 2011-12	Actual 2012-13	CAO Recommended 2013-14	Adopted by the Board of Supervisors 2013-14
1	2	3	4	5
24039 HOPST PREPAREDNESS PRGM GRANT	292,469	(27,011)	98,474	98,474
24041 EMS WEEK - DONATIONS	500		563	563
24042 FIRE DEPT DONATIONS		6,000	14,225	14,225
24043 STATE FIRE	504,000		1,100,000	1,100,000
24044 FIRE-HAZARD REDUCTION	500,000	1,002,570	775,000	775,000
24047 FIRE-HELICOPTER OPERATIONS	1,200,000	760,950	621,609	621,609
24050 MOBILE FIRE KITCHEN			16	16
24057 INMATE WELF-SHER CORRECTION FC	3,316,683	3,627,991	4,102,770	4,102,770
24060 JUVENILE INMATE WELFARE			38,300	38,300
24066 KERN CO CHILDREN`S	201,385	150,295	586,053	586,053
24067 KERN COUNTY LIBRARY DONATIONS	172,133	281,002	131,726	131,726
24088 CORE AREA METRO BFLD IMP FEE		105,810	2,203,264	2,203,264
24089 METRO BFLD TRANSPORT IMP FEE	180,834	3,534,081	9,786,004	9,786,004
24091 ROSAMOND TRANSPORT IMP FEE	333,266		46,841	46,841
24094 SOLID WASTE ENFORCEMENT	207,034	373,393		
24095 BAKERSFIELD MITIGATION			86,215	86,215
24096 TEH TRANSP IMPACT FEE CORE			67	67
24097 TEH TRANSP IMPACT FEE NON-CORE			71,139	71,139
24105 JAMISON CENTER	4,351	1,363	108,403	108,403
24125 STRONG MOT INSTRUMENTATION	191,885	242,899	96,196	96,196
24126 TOBACCO EDUCATION CONTROL PROG	177,864	149,999	150,280	150,280
24137 VITAL & HEALTH STAT-HEALTH DPT	46,053	55,654	66,617	66,617

State Controller Schedules
County Budget Act
January 2010 Edition, revision #1

COUNTY OF KERN
Summary of Financing Uses by Function and Fund
Governmental Funds
Fiscal Year 2013-14

Schedule 7

Description	Actual 2011-12	Actual 2012-13	CAO Recommended 2013-14	Adopted by the Board of Supervisors 2013-14
1	2	3	4	5
24138 VITAL & HEALTH STAT-RECORDER	63,445	57,008	61,800	61,800
24139 VITAL & HEALTH STAT-CO. CLERK	1,200	2,200	2,444	2,444
24300 OILDALE REVITALIZATION FUND				
25120 PARCEL MAP IN-LIEU FEES	281,641	65,155	100,000	100,000
26000 ARRA AGING & ADULT (STIMULUS)			600	600
26001 ARRA JUSTICE ASSISTANCE	173,839	103,019		
26005 ARRA ROADS	1,402,754			
26006 ARRA ENERGY STIMULUS GRANT	2,329,249		11,000	11,000
26008 CAL-MMET ARRA JAG GRANT	137,840	7,073		
40390 REXLAND ACRES SEWER IMPRVMNT	9,214,742	9,214,742		
TOTAL FINANCING USES	**$ 1,711,396,699**	**$ 1,803,719,793**	**$ 1,934,781,396**	**$ 1,934,781,396**
Total Financing Uses by Function Transferred From	SCH 8, COL 2	SCH 8, COL 3	SCH 8, COL 4	SCH 8, COL 5
Total Financing Uses Transferred To				SCH 2, COL 8
Subtotal Financing Uses Ties To				SCH 2, COL 6
Total Obligated Fund Balances Transferred To				SCH 2, COL 7 SCH 4, COL 6
Summarization Totals Must Equal				TOTAL FIN USES = TOTAL FIN USES

State Controller Schedules
County Budget Act
January 2010 Edition, revision #1

COUNTY OF KERN
Detail of Financing Uses by Function, Activity and Budget Unit
Governmental Funds
Fiscal Year 2013-14

Schedule 8

Function, Activity and Budget Unit	Actual 2011-12	Actual 2012-13	CAO Recommended 2013-14	Adopted by the Board of Supervisors 2013-14
1	2	3	4	5
GENERAL				
LEGISLATIVE & ADMINISTRATIVE				
1011 BOARD OF SUPERVISORS-DIST #1	$ 455,764	$ 547,946	$ 614,192	$ 614,192
1012 BOARD OF SUPERVISORS-DIST #2	504,862	540,891	579,621	579,621
1013 BOARD OF SUPERVISORS-DIST #3	493,841	493,694	577,119	577,119
1014 BOARD OF SUPERVISORS-DIST #4	413,637	499,986	622,211	622,211
1015 BOARD OF SUPERVISORS-DIST #5	388,975	526,363	565,066	565,066
1020 ADMINISTRATIVE OFFICE	2,516,473	2,888,771	4,266,656	4,266,656
1030 CLERK OF BOARD OF SUPERVISORS	760,496	817,152	853,861	853,861
1040 SPECIAL SERVICES	2,918,834	3,470,722	5,243,559	5,346,009
TOTAL LEGISLATIVE & ADMINISTRATIVE	**$ 8,452,882**	**$ 9,785,525**	**$ 13,322,285**	**$ 13,424,735**
FINANCE				
1110 AUDITOR-CONTROLLER	$ 5,283,499	$ 5,370,246	$ 6,442,642	$ 6,442,642
1112 DISCRETIONARY REVENUE		47,211		
1113 TAX LOSS RESERVE	4,000,000	4,000,000	4,000,000	4,000,000
1116 CONTRIB TO FISCAL STABILITY				
1120 TREASURER-TAX COLLECTOR	4,960,503	4,992,138	6,020,152	6,020,152
1121 REDEMPTION SYSTEMS FUND	521,618	289,120	1,016,040	1,016,040
1130 ASSESSOR	10,394,740	10,620,317	11,796,885	11,796,885
TOTAL FINANCE	**$ 25,160,360**	**$ 25,319,032**	**$ 29,275,719**	**$ 29,275,719**
OTHER GENERAL				
1160 INFORMATION TECHNOLOGY SERVICE	$ 9,836,240	$ 9,583,474	$ 11,425,648	$ 11,425,648
1900 ENGINEERING & SURVEY SERVICES	4,707,106	4,674,122	5,394,236	5,394,236
1910 RISK MANAGEMENT	4,965,069	3,499,209	4,576,156	4,576,156
TOTAL OTHER GENERAL	**$ 19,508,415**	**$ 17,756,805**	**$ 21,396,040**	**$ 21,396,040**
COUNSEL				
1210 COUNTY COUNSEL	$ 7,111,332	$ 8,714,802	$ 10,509,677	$ 10,509,677
TOTAL COUNSEL	**$ 7,111,332**	**$ 8,714,802**	**$ 10,509,677**	**$ 10,509,677**

State Controller Schedules County Budget Act January 2010 Edition, revision #1	COUNTY OF KERN Detail of Financing Uses by Function, Activity and Budget Unit Governmental Funds Fiscal Year 2013-14			Schedule 8
Function, Activity and Budget Unit	Actual 2011-12	Actual 2012-13	CAO Recommended 2013-14	Adopted by the Board of Supervisors 2013-14
1	2	3	4	5
PERSONNEL				
1310 PERSONNEL	$ 2,131,783	$ 2,275,845	$ 2,683,942	$ 2,683,942
TOTAL PERSONNEL	**$ 2,131,783**	**$ 2,275,845**	**$ 2,683,942**	**$ 2,683,942**
ELECTIONS				
1420 ELECTIONS	$ 3,130,583	$ 3,389,742	$ 3,740,281	$ 3,740,281
TOTAL ELECTIONS	**$ 3,130,583**	**$ 3,389,742**	**$ 3,740,281**	**$ 3,740,281**
COMMUNICATIONS				
1510 COMMUNICATIONS	$	$	$	$
TOTAL COMMUNICATIONS	**$**	**$**	**$**	**$**
PROPERTY MANAGEMENT				
1610 GENERAL SERVICES	$ 10,017,497	$ 10,314,865	$ 11,795,752	$ 11,795,752
1611 DIVCA LCL FRANCHISE FEE	2,880	249,543	530,000	530,000
1612 ARRA ENERGY STIMULUS GRANT	2,329,249		11,000	11,000
1615 UTILITY PAYMENTS	7,766,119	7,702,513	8,712,225	8,712,225
1640 CONSTRUCTION SERV-DIV GEN SERV	1,243,172	1,384,311	1,702,750	1,702,750
1650 GEN SERV-MAJOR MAINT-GENERAL	3,646,954	7,891,831	10,901,415	10,901,415
TOTAL PROPERTY MANAGEMENT	**$ 25,005,871**	**$ 27,543,063**	**$ 33,653,142**	**$ 33,653,142**
PROMOTION				
1812 BOARD OF TRADE	$ 583,119	$ 617,372	$ 741,767	$ 741,767
1813 INFORMATIONAL KIOSKS				
1814 BOARD OF TRADE-ADVERTISING TRS	43,000		45,600	45,600
TOTAL PROMOTION	**$ 626,119**	**$ 617,372**	**$ 787,367**	**$ 787,367**
PLANT ACQUISITION				
1945 AB 900 PHASE II	$	$ 223,149	$	$
1947 TOBACCO ENDOWMENT INTEREST	1,000,000	1,000,000	1,000,000	1,000,000
1950 BKFD PLANNED SEWER #1 TRUST	34	77	500	500

State Controller Schedules County Budget Act January 2010 Edition, revision #1	COUNTY OF KERN Detail of Financing Uses by Function, Activity and Budget Unit Governmental Funds Fiscal Year 2013-14			Schedule 8
Function, Activity and Budget Unit	Actual 2011-12	Actual 2012-13	CAO Recommended 2013-14	Adopted by the Board of Supervisors 2013-14
1	2	3	4	5
1951 BKFD PLANNED SEWER #2 TRUST			500	500
1952 BKFD PLANNED SEWER #3 TRUST			500	500
1953 BKFD PLANNED SEWER #4 TRUST			500	500
1954 BKFD PLANNED SEWER #5 TRUST			500	500
1956 CO PLANNED SEWER AREA A TRUST	15	46	500	500
1957 CO PLANNED SEWER AREA B TRUST			500	500
1958 CSA #71 SEPTIC ABANDONMENT TRS	80	47	500	500
1960 GENERAL SERVICES - CAPITAL PROJECTS	9,776,174	17,513,717	26,154,902	26,154,902
1961 ORANGEWD PLD			500	500
1962 PL LOC DRAN-SHAL			500	500
1963 PL LOC DRAN-BRUND			500	500
1964 PL LOC DRAN-BRECK			500	500
1965 PLD OILDALE			500	500
1966 FACILITY PROJECTS	5,775,199	8,256,973	2,106,107	2,106,107
1968 CRIMINAL JUST FACILITY	3,300,000	3,300,000	3,300,000	3,300,000
1969 REXLAND ACRES SEWER AD 2006-1	9,214,742	9,214,742		
8235 TOBACCO SECUR PROCEEDS-CP FUND	36,553,288			
TOTAL PLANT ACQUISITION	**$ 65,619,532**	**$ 39,508,751**	**$ 32,567,509**	**$ 32,567,509**
APPROPRIATION FR CONTINGENCIES				
1970 APPROPRIATION FR CONTINGENCIES	$	$	$ 10,420,000	$ 10,420,000
TOTAL APPROPRIATION FR CONTINGENCIES	**$**	**$**	**$ 10,420,000**	**$ 10,420,000**
TOTAL GENERAL	**$ 156,746,877**	**$ 134,910,937**	**$ 158,355,962**	**$ 158,458,412**
PUBLIC PROTECTION				
JUDICIAL				
2110 CONTRI-TRIAL COURT FUNDING	$ 15,989,962	$ 16,275,552	$ 16,500,000	$ 16,500,000
2111 DNA INDENTIFICATION FUND	488,120	703,000	600,000	600,000
2112 LOCAL PUBLIC SAFETY FUND	54,225,367	68,921,472	80,339,218	80,339,218

State Controller Schedules County Budget Act January 2010 Edition, revision #1	COUNTY OF KERN Detail of Financing Uses by Function, Activity and Budget Unit Governmental Funds Fiscal Year 2013-14			Schedule 8
Function, Activity and Budget Unit	Actual 2011-12	Actual 2012-13	CAO Recommended 2013-14	Adopted by the Board of Supervisors 2013-14
1	2	3	4	5
2113 AUTOMATED CO WARRANT SYSTEM	90,000	90,000	54,000	54,000
2114 DOMESTIC VIOLENCE FUND	200,000	120,000	140,000	140,000
2115 REAL ESTATE FRAUD	236,500	240,000	444,000	444,000
2116 COUNTY CLERK	331,043	366,577	557,922	557,922
2118 ARRA JUSTICE ASSISTANCE	173,839	103,019		
2160 GRAND JURY	237,579	285,982	309,165	309,165
2170 INDIGENT DEFENSE SERVICES	6,162,680	6,247,227	7,179,000	7,179,000
2180 DISTRICT ATTORNEY	28,340,675	30,952,329	34,441,499	34,441,499
2181 D.A.-LOCAL FORFEITURE TRUST			300,000	300,000
2182 D. A. EQUIPMENT/AUTOMATION		150,000	82,000	82,000
2183 KERN CO DEPT OF CHILD SUPPORT	22,070,958	21,644,338	22,409,604	22,409,604
2184 DA FAMILY - EXCESS REVENUE		368,970		
2185 CRIMINALISTICS LABORATORIES FD		130,000	130,000	130,000
2186 D.A.-FEDERAL FORFEITURE TRUST				
2187 DA-COURT ORDERED PENALTIES		250,000	315,000	315,000
2190 PUBLIC DEFENDER	13,420,231	13,725,604	16,842,568	16,842,568
TOTAL JUDICIAL	**$ 141,966,954**	**$ 160,574,070**	**$ 180,643,976**	**$ 180,643,976**
POLICE PROTECTION				
2200 FORENSIC SCIENCES-DIV OF D.A.	$ 6,515,982	$ 6,290,513	$ 7,186,988	$ 7,186,988
2210 SHERIFF	181,901,845	197,869,057	210,758,292	210,758,292
2211 SHER FAC TRNG FUND	215,000	215,000	200,000	200,000
2212 AUTOMATED FINGERPRINT FUND	430,649	506,422	837,000	837,000
2214 SHERIFF'S CAL-ID TRUST FUND	596,356	277,122	1,147,464	1,147,464
2216 SHERIFF'S DRUG ABUSE GANG DIVR	40,000	40,000	40,000	40,000
2217 SHERIFF'S TRAINING TRUST FUND	190,000	81,000	100,000	100,000
2218 SHERIFF-WORK RELEASE TRUST	650,000	720,000	524,100	524,100
2219 SHERIFF-STATE FORFEITURE TRUST	2,705	6,915	6,000	6,000

State Controller Schedules County Budget Act January 2010 Edition, revision #1	COUNTY OF KERN Detail of Financing Uses by Function, Activity and Budget Unit Governmental Funds Fiscal Year 2013-14			Schedule 8
Function, Activity and Budget Unit	Actual 2011-12	Actual 2012-13	CAO Recommended 2013-14	Adopted by the Board of Supervisors 2013-14
1	2	3	4	5
2220 SHERIFF'S CIVIL AUTOMATED TRST	35,170	38,641	43,300	43,300
2221 SHERIFFS FIREARMS TRUST FUND		17,700	5,000	5,000
2222 SHERIFF-JUDGEMENT DEBTORS FEE	100,000	137,026	711,000	711,000
2223 SHERIFF'S COMM RESOURCES TRUST	13,950	35,321	14,000	14,000
2224 SHERIFF'S VOLUNTEER SERV GRP	5,000	8,493	10,000	10,000
2225 SHER-CONTROLLED SUBTANCE TRST	34,600	403,546	450,000	450,000
2227 HIDTA-STATE ASSET FORFEIT TRUS		61,200		
2228 CAL-MMET-STATE ASSET FOREIT		252,636	300,000	300,000
2230 INMATE WELF-SHER CORRECTION FC	3,316,683	3,627,991	4,102,770	4,102,770
2231 INDIGENT BURIAL		46,774		
2232 CAL-MMET ARRA JAG GRANT	137,840	7,073		
TOTAL POLICE PROTECTION	**$ 194,185,780**	**$ 210,642,430**	**$ 226,435,914**	**$ 226,435,914**
DETENTION & CORRECTION				
2300 COUNTY LOCAL REVENUE FUND 2011	$ 29,014,097.0	$ 52,447,215	$ 59,397,474	$ 59,397,474
2340 PROBATION	64,619,638	72,504,194	84,671,918	84,671,918
2341 PROBATION TRAINING FUND	222,560	248,388	273,350	273,350
2342 PROBATION DJJ REALIGNMENT FUND	2,669,850	3,735,585	3,200,000	3,200,000
2343 PROBATION ASSET FORFEITURE TR				
2344 JUVENILE INMATE WELFARE FUND			25,000	25,000
2346 COMM CORR PERFORMANCE-INCENTIVE	954,659	200,000		
TOTAL DETENTION & CORRECTION	**$ 97,480,804**	**$ 129,135,382**	**$ 147,567,742**	**$ 147,567,742**
FIRE PROTECTION				
2414 APPROP FOR CONT-FIRE DEPARTMENT	$	$	$ 250,000	$ 250,000
2415 FIRE DEPARTMENT	127,263,846	138,765,464	143,866,463	143,866,463
2416 CONTRIBUTION FOR FIRE	14,881,078	21,381,078	19,381,078	19,381,078
2418 FIXED WING AIRCRAFT TRUST	150,000	162,000	52,000	52,000
2419 VEHICLE/APPARATUS TRUST		650,000		

State Controller Schedules County Budget Act January 2010 Edition, revision #1	COUNTY OF KERN Detail of Financing Uses by Function, Activity and Budget Unit Governmental Funds Fiscal Year 2013-14			Schedule 8
Function, Activity and Budget Unit	Actual 2011-12	Actual 2012-13	CAO Recommended 2013-14	Adopted by the Board of Supervisors 2013-14
1	2	3	4	5
2420 FIREWORKS VIOLATIONS TRUST	7,034	3,955	25,000	25,000
2421 FIRE DEPT DONATIONS TRUST		6,000	10,000	10,000
2422 STATE FIRE TRUST FUND	504,000		1,100,000	1,100,000
2423 FIRE-HAZARD REDUCTION	500,000	1,002,570	775,000	775,000
2425 FIRE-HELICOPTER OPERATIONS	1,200,000	760,950	560,000	560,000
TOTAL FIRE PROTECTION	**$ 144,505,958**	**$ 162,732,017**	**$ 166,019,541**	**$ 166,019,541**
PROTECTIVE INSPECTION				
2610 DEPT OF AG & MEASUR STANDARD	$ 6,282,165	$ 6,566,252	$ 7,153,675	$ 7,153,675
2620 CODE COMPLIANCE	1,272,514	1,497,389	1,930,483	1,930,483
2623 ABATEMENT COST	81,844	134,444	90,000	90,000
2625 BUILDING INSPECTION	4,577,032	5,219,221	8,101,946	8,101,946
2626 STRONG MOT INSTRUMENTATION TR	191,885	242,899	66,650	66,650
TOTAL PROTECTIVE INSPECTION	**$ 12,405,440**	**$ 13,660,205**	**$ 17,342,754**	**$ 17,342,754**
OTHER PROTECTION				
2700 RECORDER	$ 2,867,742	$ 3,407,662	$ 4,632,193	$ 4,632,193
2701 APPROP FOR CONT- RECORDER			325,123	325,123
2705 RECORDER	204,152	530,266	550,000	550,000
2706 RECORDERS FEE FUND	259,636	1,276,868	1,299,401	1,299,401
2707 MICROGRAPHICS/RECORDER FUND	97,925	70,590	118,360	118,360
2708 RECORDER'S MODERNIZATION TRUST	114,938	235,575	257,000	257,000
2709 RECORDERS SSN TRUNCATION	34,731	26,625	59,020	59,020
2730 RESOURCE MANAGEMENT AGENCY-ADM	1,337,703	1,177,134	1,394,379	1,394,379
2740 WILDLIFE RESOURCES	7,706	3,731	18,049	18,049
2750 PLANNING	6,714,627	6,771,548	8,950,213	8,950,213
2751 GENERAL PLAN ADMIN SURCHARGE	31,624	237,154	1,149,954	1,149,954
2760 ANIMAL CONTROL	6,196,667	6,695,763	8,161,078	8,161,078
2761 ANIMAL CARE DONATIONS TRUST	15,751		63,959	63,959

State Controller Schedules County Budget Act January 2010 Edition, revision #1	COUNTY OF KERN Detail of Financing Uses by Function, Activity and Budget Unit Governmental Funds Fiscal Year 2013-14			Schedule 8
Function, Activity and Budget Unit	Actual 2011-12	Actual 2012-13	CAO Recommended 2013-14	Adopted by the Board of Supervisors 2013-14
1	2	3	4	5
2762 ANIMAL CARE TRUST FUND	42,140		19,876	19,876
2763 ANIMAL CNTRL-FELINE CARCASSES	23,881		11,147	11,147
2764 STERILIZATION	17,490	32,265	36,269	36,269
2765 ADOPTION PREPAYMENT ANML CONTR			20,125	20,125
2780 RANGE IMPROVEMENT-PRED CONT 15	5,750	5,750	5,750	5,750
2781 RANGE IMPROVEMENT-PRED CONT 3	1,000	2,000	2,000	2,000
TOTAL OTHER PROTECTION	**$ 17,973,463**	**$ 20,472,931**	**$ 27,073,896**	**$ 27,073,896**
TOTAL PUBLIC PROTECTION	**$ 608,518,399**	**$ 697,217,035**	**$ 765,083,823**	**$ 765,083,823**
PUBLIC WAYS & FACILITIES				
PUBLIC WAYS				
1955 SEVENTH STANDARD ROAD PROJ FND	$ 25,169,305	$ 25,170,692	$	$
3000 ROADS DEPARTMENT	50,749,728	52,150,826	65,883,281	65,883,281
3001 CONTRIBUTION TO ROADS	5,670,813	10,770,813	5,670,813	5,670,813
3002 CORE AREA METRO BFLD IMP FEE		105,810	1,350,000	1,350,000
3003 METRO BFLD TRANSPORT IMP FEE	180,834	3,534,081	3,629,804	3,629,804
3004 ROSAMOND TRANSPORT IMP FEE TRS	333,266			
3008 LAVAL ROAD OVERPASS FUND	7,928,533	7,928,533		
3009 7th STANDARD ROAD WIDENING FUND	39,849,280	41,103,645		
3010 LOCAL TRANSPORTATION PROJECTS	16,993,778	17,725,648		
3011 7TH STD ROAD WIDE-OP TRANS OUT	13,457,119	14,222,939		
3012 ARRA ROADS	1,402,754			
3013 HAGEMAN RD/BNSF SEPTN GRDE COP	28,624,674	32,549,231		
3014 HAGEMAN RD SOG-OP TRANS OUT	15,225,477	17,000,000		
TOTAL PUBLIC WAYS	**$ 205,585,561**	**$ 222,262,218**	**$ 76,533,898**	**$ 76,533,898**
TRANSPORTATION TERMINALS				
3201 CONTRIBUTION TO AIRPORT	$ 191,750	$ 74,201	$ 98,945	$ 98,945
TOTAL TRANSPORTATION TERMINALS	**$ 191,750**	**$ 74,201**	**$ 98,945**	**$ 98,945**
TOTAL PUBLIC WAYS & FACILITIES	**$ 205,777,311**	**$ 222,336,419**	**$ 76,632,843**	**$ 76,632,843**

State Controller Schedules County Budget Act January 2010 Edition, revision #1	COUNTY OF KERN Detail of Financing Uses by Function, Activity and Budget Unit Governmental Funds Fiscal Year 2013-14			Schedule 8
Function, Activity and Budget Unit	Actual 2011-12	Actual 2012-13	CAO Recommended 2013-14	Adopted by the Board of Supervisors 2013-14
1	2	3	4	5
HEALTH & SANITATION				
HEALTH				
4110 DEPARTMENT OF PUBLIC HEALTH	$ 29,576,651	$ 29,651,584	$ 31,733,191	$ 31,733,191
4111 PUBLIC HEALTH MISCELLANEOUS TR	71,397	2,810	6,775	6,775
4113 ENVIRONMENT HEALTH	6,796,263	6,621,158	7,081,775	7,081,775
4114 HEALTH-LOCAL OPTION TRUST	11,450	1,700		
4115 HLTH-STATE L.U.S.T. PROG TRUST		170,826	3,550	3,550
4116 RMA-HAZARDOUS WASTE SETTLEMNTS	14,974		25,000	25,000
4117 SOLID WASTE ENFORCEMENT TRUST	207,034	373,393		
4118 VITAL & HEALTH STAT-CO. CLERK	1,200	2,200	2,444	2,444
4119 VITAL & HEALTH STAT-RECORDER	63,445	57,008	61,800	61,800
4120 MENTAL HEALTH	95,093,223	75,610,380	108,828,237	108,828,237
4121 APPROP FOR CONT-MENTAL HEALTH			8,000,000	8,000,000
4123 M.H.-SUBSTANCE ABUSE PROGRAM	11,967,129	11,552,698	14,752,862	14,752,862
4124 ALCOHOLISM PROGRAM	191,800	159,706	72,587	72,587
4125 ALCOHOL ABUSE EDUCATION/PREV	78,000	100,094	61,748	61,748
4126 DRUG PROGRAM	22,000	22,000	157,565	157,565
4127 CONTRIBUTION FOR MENTAL HEALTH	1,608,900	1,491,771	1,491,771	1,491,771
4129 KCIRT TRUST FUND		1,184		
4130 MENTAL HEALTH SERVICES ACT	23,904,833	29,095,283	28,650,000	28,650,000
4131 MHSA PRUDENT RESERVE	500,000			
4132 H1N1 PUB HLTH EMERG RESPONSE	3,329			
4133 SOLID WASTE LEA GRANT	29,896	30,000	64,933	64,933
4136 HEALTH-MAA/TCM TRUST	69,175	68,776	100,000	100,000
4137 CHILD RESTRAINT LOANER PRG	4,940	37,940	108,845	108,845
4138 HEALTH-NNFP TRUST	100,000	2,117		
4139 HEALTH-BIO TERRORISM GRANT	685,749	846,421	598,014	598,014

State Controller Schedules County Budget Act January 2010 Edition, revision #1	COUNTY OF KERN Detail of Financing Uses by Function, Activity and Budget Unit Governmental Funds Fiscal Year 2013-14			Schedule 8
Function, Activity and Budget Unit	Actual 2011-12	Actual 2012-13	CAO Recommended 2013-14	Adopted by the Board of Supervisors 2013-14
1	2	3	4	5
4140 TOBACCO EDUCATION CONTROL PROG	177,864	149,999	150,000	150,000
4141 VITAL & HEALTH STAT-HEALTH DPT	46,053	55,654	66,617	66,617
4142 CO LOCAL REV 2011 MH	24,432,226	46,415,216	45,700,685	45,700,685
4204 HOSPT PREPAREDNESS PRGM GRANT	292,469	(27,011)	98,110	98,110
TOTAL HEALTH	**$ 195,950,000**	**$ 202,492,907**	**$ 247,816,509**	**$ 247,816,509**
HOSPITAL CARE				
4200 EMERGENCY MEDICAL SERVICES	$ 841,122	$ 883,837	$ 1,222,007	$ 1,222,007
4201 EMERGENCY MEDICAL PAYMENTS	2,105,542	1,489,093	1,753,723	1,753,723
4202 KMC ENTERPRISE FUND-CO CONTRI	36,903,892	36,980,694	41,586,093	41,586,093
4203 AMBULANCE SERVICE PAYMENTS	32,857	19,515		
4205 EMS WEEK - DONATIONS TRUST	500		500	500
TOTAL HOSPITAL CARE	**$ 39,883,913**	**$ 39,373,139**	**$ 44,562,323**	**$ 44,562,323**
CALIFORNIA CHILDREN SERVICES				
4300 CALIFORNIA CHILDREN SERVICES	$ 7,174,173	$ 7,822,207	$ 9,367,842	$ 9,367,842
TOTAL CALIFORNIA CHILDREN SERVICES	**$ 7,174,173**	**$ 7,822,207**	**$ 9,367,842**	**$ 9,367,842**
TOTAL HEALTH & SANITATION	**$ 243,008,086**	**$ 249,688,253**	**$ 301,746,674**	**$ 301,746,674**
PUBLIC ASSISTANCE				
ADMINISTRATION				
5120 DEPT HUMAN SERVICES-ADM	$ 147,680,793	$ 155,693,437	$ 188,048,158	$ 188,048,158
5121 CONTRIBUTION FOR HUMAN SERVICES	33,846,810	36,059,993	39,051,757	39,051,757
5122 WRAPAROUND SAVINGS TRUST FUND	543,822		3,000,000	3,000,000
5123 KERN CO CHILDREN'S TRUST FUND	201,385	150,295	485,426	485,426
5124 SHELTER CARE	4,351	1,363	100,000	100,000
TOTAL ADMINISTRATION	**$ 182,277,161**	**$ 191,905,088**	**$ 230,685,341**	**$ 230,685,341**
DIRECT FINANCIAL AID				
5220 HUMAN SERVICES-DIRECT FIN AID	$ 199,974,474	$ 191,948,683	$ 200,168,378	$ 200,168,378
TOTAL DIRECT FINANCIAL AID	**$ 199,974,474**	**$ 191,948,683**	**$ 200,168,378**	**$ 200,168,378**

State Controller Schedules County Budget Act January 2010 Edition, revision #1	COUNTY OF KERN Detail of Financing Uses by Function, Activity and Budget Unit Governmental Funds Fiscal Year 2013-14			Schedule 8
Function, Activity and Budget Unit	Actual 2011-12	Actual 2012-13	CAO Recommended 2013-14	Adopted by the Board of Supervisors 2013-14
1	2	3	4	5
VETERANS SERVICES				
5510 VETERANS SERVICE	$ 734,496	$ 849,567	$ 1,045,695	$ 1,045,695
TOTAL VETERANS SERVICES	**$ 734,496**	**$ 849,567**	**$ 1,045,695**	**$ 1,045,695**
OTHER ASSISTANCE				
5300 CO LOCAL REV 2011 HUM SERV	$ 46,500,388	$ 47,264,155	$ 53,148,604	$ 53,148,604
5610 AGING AND ADULT SERVICES DEPT	11,065,086	11,886,261	14,245,305	14,245,305
5611 CONTRIBUTION TO AGING AND ADULT	1,715,115	1,783,550	1,820,252	1,820,252
5612 KC ARRA IHSS PUBLIC AUTHORITY			600	600
5810 IHSS COUNTY CONTRIBUTION	7,663,618	7,550,677	7,858,270	7,858,270
5923 EMP TRNG RESOURCE ADM & SERVCS	11,158,715	10,318,316	11,012,778	11,012,778
5940 COMMUNITY DEVELOPMENT PROG AGY	1,660,274	1,579,641	1,782,641	1,782,641
TOTAL OTHER ASSISTANCE	**$ 79,763,196**	**$ 80,382,600**	**$ 89,868,450**	**$ 89,868,450**
TOTAL PUBLIC ASSISTANCE	**$ 462,749,327**	**$ 465,085,938**	**$ 521,767,864**	**$ 521,767,864**
EDUCATION				
EDUCATION				
6210 KERN COUNTY LIBRARY	$ 7,353,624	$ 7,358,414	$ 7,764,776	$ 8,279,376
6211 KERN CO LIBRARY BOOK TRUST	172,133	281,002	25,000	25,000
6310 FARM & HOME ADVISOR	388,347	392,492	512,725	512,725
6311 A-C FARM ADV AGRI RESEARCH TRS	614			
TOTAL EDUCATION	**$ 7,914,718**	**$ 8,031,908**	**$ 8,302,501**	**$ 8,817,101**
TOTAL EDUCATION	**$ 7,914,718**	**$ 8,031,908**	**$ 8,302,501**	**$ 8,817,101**
RECREATION & CULTURE				
RECREATION FACILITIES				
7100 PARKS & RECREATION DEPARTMENT	$ 11,819,412	$ 12,256,430	$ 13,474,156	$ 13,474,156
7101 PARKS-TEHACHAPI MOUNTAIN FOREST			65,000	65,000
7102 LITTER CLEAN UP	3,517	3,393	3,200	3,200
7103 OFF HWY MV LIC	(12,030)	79,295	260,417	260,417

State Controller Schedules
County Budget Act
January 2010 Edition, revision #1

COUNTY OF KERN
Detail of Financing Uses by Function, Activity and Budget Unit
Governmental Funds
Fiscal Year 2013-14

Schedule 8

Function, Activity and Budget Unit	Actual 2011-12	Actual 2012-13	CAO Recommended 2013-14	Adopted by the Board of Supervisors 2013-14
1	2	3	4	5
7105 PARCEL MAP IN-LIEU FEES TRUST	281,641	65,155	100,000	100,000
TOTAL RECREATION FACILITIES	**$ 12,092,540**	**$ 12,404,273**	**$ 13,902,773**	**$ 13,902,773**
TOTAL RECREATION & CULTURE	**$ 12,092,540**	**$ 12,404,273**	**$ 13,902,773**	**$ 13,902,773**
DEBT SERVICE				
INTEREST				
8120 DEBT SERVICE - GENERAL FUND	$ 14,589,441	$ 14,045,030	$ 14,599,582	$ 14,599,582
TOTAL INTEREST	**$ 14,589,441**	**$ 14,045,030**	**$ 14,599,582**	**$ 14,599,582**
TOTAL DEBT SERVICE	**$ 14,589,441**	**$ 14,045,030**	**$ 14,599,582**	**$ 14,599,582**
GRAND TOTAL FINANCING USES BY FUNCTION	**$ 1,711,396,699**	**$ 1,803,719,793**	**$ 1,860,392,022**	**$ 1,861,009,072**
Total Financing Uses by Function Transferred To	SCH 7, COL 2	SCH 7, COL 3	SCH7, COL 4	SCH 7, COL 5

Function:

GENERAL

THIS PAGE INTENTIONALLY LEFT BLANK

State Controller Schedules County Budget Act January 2010 Edition, revision #1	COUNTY OF KERN Detail of Financing Sources and Financing Uses Governmental Funds Fiscal Year 2013-14	Schedule 9

Budget Unit **1011-BOARD OF SUPERVISORS-DIST #1**
Function **GENERAL**
Activity **LEGISLATIVE & ADMINISTRATIVE**

Detail by Revenue Category and Expenditure Object	Actual 2011-12	Actual 2012-13	CAO Recommended 2013-14	Adopted by the Board of Supervisors 2013-14
1	2	3	4	5
MISCELLANEOUS	$ 32	$ 75	$	$
TOTAL REVENUE	**$ 32**	**$ 75**	**$**	**$**
SALARIES & EMPLOYEE BENEFITS	$ 396,952	$ 510,066	$ 517,757	$ 517,757
SERVICES & SUPPLIES	58,806	37,868	43,198	43,198
OTHER CHARGES	6	12	11	11
OTHER FINANCING USES			53,226	53,226
TOTAL EXPENDITURES/APPROPRIATIONS	**$ 455,764**	**$ 547,946**	**$ 614,192**	**$ 614,192**
NET COST	**$ (455,732)**	**$ (547,871)**	**$ (614,192)**	**$ (614,192)**

State Controller Schedules County Budget Act January 2010 Edition, revision #1	COUNTY OF KERN Detail of Financing Sources and Financing Uses Governmental Funds Fiscal Year 2013-14	Schedule 9

Budget Unit **1012-BOARD OF SUPERVISORS-DIST #2**
Function **GENERAL**
Activity **LEGISLATIVE & ADMINISTRATIVE**

Detail by Revenue Category and Expenditure Object	Actual 2011-12	Actual 2012-13	CAO Recommended 2013-14	Adopted by the Board of Supervisors 2013-14
1	2	3	4	5
TOTAL REVENUE	**$**	**$**	**$**	**$**
SALARIES & EMPLOYEE BENEFITS	$ 480,315	$ 516,337	$ 530,718	$ 530,718
SERVICES & SUPPLIES	24,540	24,545	30,048	30,048
OTHER CHARGES	7	9	200	200
OTHER FINANCING USES			18,655	18,655
TOTAL EXPENDITURES/APPROPRIATIONS	**$ 504,862**	**$ 540,891**	**$ 579,621**	**$ 579,621**
NET COST	**$ (504,862)**	**$ (540,891)**	**$ (579,621)**	**$ (579,621)**

State Controller Schedules County Budget Act January 2010 Edition, revision #1	COUNTY OF KERN Detail of Financing Sources and Financing Uses Governmental Funds Fiscal Year 2013-14	Schedule 9

Budget Unit **1013-BOARD OF SUPERVISORS-DIST #3**
Function **GENERAL**
Activity **LEGISLATIVE & ADMINISTRATIVE**

Detail by Revenue Category and Expenditure Object	Actual 2011-12	Actual 2012-13	CAO Recommended 2013-14	Adopted by the Board of Supervisors 2013-14
1	2	3	4	5
TOTAL REVENUE	**$**	**$**	**$**	**$**
SALARIES & EMPLOYEE BENEFITS	$ 477,664	$ 476,559	$ 539,509	$ 539,509
SERVICES & SUPPLIES	16,170	17,126	21,198	21,198
OTHER CHARGES	7	9	259	259
OTHER FINANCING USES			16,153	16,153
TOTAL EXPENDITURES/APPROPRIATIONS	**$ 493,841**	**$ 493,694**	**$ 577,119**	**$ 577,119**
NET COST	**$ (493,841)**	**$ (493,694)**	**$ (577,119)**	**$ (577,119)**

State Controller Schedules County Budget Act January 2010 Edition, revision #1	COUNTY OF KERN Detail of Financing Sources and Financing Uses Governmental Funds Fiscal Year 2013-14	Schedule 9

Budget Unit **1014-BOARD OF SUPERVISORS-DIST #4**
Function **GENERAL**
Activity **LEGISLATIVE & ADMINISTRATIVE**

Detail by Revenue Category and Expenditure Object	Actual 2011-12	Actual 2012-13	CAO Recommended 2013-14	Adopted by the Board of Supervisors 2013-14
1	2	3	4	5
TOTAL REVENUE	**$**	**$**	**$**	**$**
SALARIES & EMPLOYEE BENEFITS	$ 397,387	$ 482,121	$ 538,649	$ 538,649
SERVICES & SUPPLIES	16,241	17,858	21,998	21,998
OTHER CHARGES	9	7	319	319
OTHER FINANCING USES			61,245	61,245
TOTAL EXPENDITURES/APPROPRIATIONS	**$ 413,637**	**$ 499,986**	**$ 622,211**	**$ 622,211**
NET COST	**$ (413,637)**	**$ (499,986)**	**$ (622,211)**	**$ (622,211)**

State Controller Schedules County Budget Act January 2010 Edition, revision #1	COUNTY OF KERN Detail of Financing Sources and Financing Uses Governmental Funds Fiscal Year 2013-14	Schedule 9

Budget Unit **1015-BOARD OF SUPERVISORS-DIST #5**
Function **GENERAL**
Activity **LEGISLATIVE & ADMINISTRATIVE**

Detail by Revenue Category and Expenditure Object	Actual 2011-12	Actual 2012-13	CAO Recommended 2013-14	Adopted by the Board of Supervisors 2013-14
1	2	3	4	5
MISCELLANEOUS	$ 3,825	$	$	$
TOTAL REVENUE	**$ 3,825**	**$**	**$**	**$**
SALARIES & EMPLOYEE BENEFITS	$ 370,781	$ 508,213	$ 537,884	$ 537,884
SERVICES & SUPPLIES	18,187	18,141	22,798	22,798
OTHER CHARGES	7	9	284	284
OTHER FINANCING USES			4,100	4,100
TOTAL EXPENDITURES/APPROPRIATIONS	**$ 388,975**	**$ 526,363**	**$ 565,066**	**$ 565,066**
NET COST	**$ (385,150)**	**$ (526,363)**	**$ (565,066)**	**$ (565,066)**

State Controller Schedules County Budget Act January 2010 Edition, revision #1	COUNTY OF KERN Detail of Financing Sources and Financing Uses Governmental Funds Fiscal Year 2013-14	Schedule 9

Budget Unit **1020-ADMINISTRATIVE OFFICE**
Function **GENERAL**
Activity **LEGISLATIVE & ADMINISTRATIVE**

Detail by Revenue Category and Expenditure Object	Actual 2011-12	Actual 2012-13	CAO Recommended 2013-14	Adopted by the Board of Supervisors 2013-14
1	2	3	4	5
CHARGES FOR SERVICES	$ 740,402	$ 675,247	$ 700,000	$ 700,000
MISCELLANEOUS	10,007	270	3,000	3,000
TOTAL REVENUE	**$ 750,409**	**$ 675,517**	**$ 703,000**	**$ 703,000**
SALARIES & EMPLOYEE BENEFITS	$ 2,580,030	$ 2,917,646	$ 3,561,241	$ 3,561,241
SERVICES & SUPPLIES	101,247	89,967	354,778	354,778
OTHER CHARGES	33	40	1,155	1,155
CAPITAL ASSETS		11,475		
OTHER FINANCING USES			479,482	479,482
EXPENDITURE TRANSFERS & REIMBS	(164,837)	(130,357)	(130,000)	(130,000)
TOTAL EXPENDITURES/APPROPRIATIONS	**$ 2,516,473**	**$ 2,888,771**	**$ 4,266,656**	**$ 4,266,656**
NET COST	**$ (1,766,064)**	**$ (2,213,254)**	**$ (3,563,656)**	**$ (3,563,656)**

State Controller Schedules County Budget Act January 2010 Edition, revision #1	COUNTY OF KERN Detail of Financing Sources and Financing Uses Governmental Funds Fiscal Year 2013-14	Schedule 9

Budget Unit **1030-CLERK OF BOARD OF SUPERVISORS**
Function **GENERAL**
Activity **LEGISLATIVE & ADMINISTRATIVE**

Detail by Revenue Category and Expenditure Object	Actual 2011-12	Actual 2012-13	CAO Recommended 2013-14	Adopted by the Board of Supervisors 2013-14
1	2	3	4	5
CHARGES FOR SERVICES	$ 78,012	$ 122,149	$ 79,353	$ 79,353
MISCELLANEOUS	3,905		29	29
TOTAL REVENUE	**$ 81,917**	**$ 122,149**	**$ 79,382**	**$ 79,382**
SALARIES & EMPLOYEE BENEFITS	$ 658,358	$ 702,865	$ 717,210	$ 717,210
SERVICES & SUPPLIES	208,755	177,837	201,924	201,924
OTHER CHARGES	15	16	27	27
OTHER FINANCING USES			29,200	29,200
EXPENDITURE TRANSFERS & REIMBS	(106,632)	(63,566)	(94,500)	(94,500)
TOTAL EXPENDITURES/APPROPRIATIONS	**$ 760,496**	**$ 817,152**	**$ 853,861**	**$ 853,861**
NET COST	**$ (678,579)**	**$ (695,003)**	**$ (774,479)**	**$ (774,479)**

State Controller Schedules County Budget Act January 2010 Edition, revision #1	COUNTY OF KERN Detail of Financing Sources and Financing Uses Governmental Funds Fiscal Year 2013-14	Schedule 9

Budget Unit **1040-SPECIAL SERVICES**
Function **GENERAL**
Activity **LEGISLATIVE & ADMINISTRATIVE**

Detail by Revenue Category and Expenditure Object	Actual 2011-12	Actual 2012-13	CAO Recommended 2013-14	Adopted by the Board of Supervisors 2013-14
1	2	3	4	5
CHARGES FOR SERVICES	$ 8,357	$ 12,695	$ 7,500	$ 7,500
MISCELLANEOUS	850	2,143		
TOTAL REVENUE	**$ 9,207**	**$ 14,838**	**$ 7,500**	**$ 7,500**
SALARIES & EMPLOYEE BENEFITS	$ 341,440	$ 29,164	$ 129,860	$ 129,860
SERVICES & SUPPLIES	1,709,221	2,471,345	3,946,199	3,946,199
OTHER CHARGES	848,173	970,213	1,167,500	1,269,950
OTHER FINANCING USES	20,000			
TOTAL EXPENDITURES/APPROPRIATIONS	**$ 2,918,834**	**$ 3,470,722**	**$ 5,243,559**	**$ 5,346,009**
NET COST	**$ (2,909,627)**	**$ (3,455,884)**	**$ (5,236,059)**	**$ (5,338,509)**

State Controller Schedules County Budget Act January 2010 Edition, revision #1	COUNTY OF KERN Detail of Financing Sources and Financing Uses Governmental Funds Fiscal Year 2013-14	Schedule 9

Budget Unit **1110-AUDITOR-CONTROLLER**
Function **GENERAL**
Activity **FINANCE**

Detail by Revenue Category and Expenditure Object	Actual 2011-12	Actual 2012-13	CAO Recommended 2013-14	Adopted by the Board of Supervisors 2013-14
1	2	3	4	5
CHARGES FOR SERVICES	$ 1,028,140	$ 899,065	$ 767,636	$ 767,636
MISCELLANEOUS	(3,413)	1,163	5	5
TOTAL REVENUE	**$ 1,024,727**	**$ 900,228**	**$ 767,641**	**$ 767,641**
SALARIES & EMPLOYEE BENEFITS	$ 5,103,651	$ 5,283,368	$ 5,378,824	$ 5,378,824
SERVICES & SUPPLIES	501,075	335,081	476,994	476,994
OTHER CHARGES	94	118		
CAPITAL ASSETS		19,563		
OTHER FINANCING USES			788,824	788,824
EXPENDITURE TRANSFERS & REIMBS	(321,321)	(267,884)	(202,000)	(202,000)
TOTAL EXPENDITURES/APPROPRIATIONS	**$ 5,283,499**	**$ 5,370,246**	**$ 6,442,642**	**$ 6,442,642**
NET COST	**$ (4,258,772)**	**$ (4,470,018)**	**$ (5,675,001)**	**$ (5,675,001)**

State Controller Schedules County Budget Act January 2010 Edition, revision #1	COUNTY OF KERN Detail of Financing Sources and Financing Uses Governmental Funds Fiscal Year 2013-14	Schedule 9

Budget Unit **1112-DISCRETIONARY REVENUE**
Function **GENERAL**
Activity **FINANCE**

Detail by Revenue Category and Expenditure Object	Actual 2011-12	Actual 2012-13	CAO Recommended 2013-14	Adopted by the Board of Supervisors 2013-14
1	2	3	4	5
TAXES	$ 329,415,088	$ 349,811,617	$ 327,353,291	$ 327,353,291
LICENSES AND PERMITS	6,688,148	7,076,873	7,217,438	7,217,438
FINES AND FORFEITURES	1,747,871	4,060,514	1,637,000	1,637,000
CHARGES FOR SERVICES	8,103,838	6,727,790	6,154,512	6,154,512
MISCELLANEOUS	544,228	670,354	236,152	236,152
OTHER FINANCING SOURCES	5,242,307	5,118,984	5,075,000	5,075,000
TOTAL REVENUE	**$ 373,625,242**	**$ 397,088,344**	**$ 368,876,361**	**$ 368,876,361**

TOTAL EXPENDITURES/APPROPRIATIONS	**$**	**$**	**$**	**$**
NET COST	**$ 373,625,242**	**$ 397,088,344**	**$ 368,876,361**	**$ 368,876,361**

State Controller Schedules County Budget Act January 2010 Edition, revision #1	COUNTY OF KERN Detail of Financing Sources and Financing Uses Governmental Funds Fiscal Year 2013-14	Schedule 9

Budget Unit **1113-TAX LOSS RESERVE**
Function **GENERAL**
Activity **FINANCE**

Detail by Revenue Category and Expenditure Object	Actual 2011-12	Actual 2012-13	CAO Recommended 2013-14	Adopted by the Board of Supervisors 2013-14
1	2	3	4	5
FINES AND FORFEITURES	$ 6,688,722	$ 7,116,706	$ 6,500,000	$ 6,500,000
TOTAL REVENUE	**$ 6,688,722**	**$ 7,116,706**	**$ 6,500,000**	**$ 6,500,000**
OTHER FINANCING USES	$ 4,000,000	$ 4,000,000	$ 4,000,000	$ 4,000,000
TOTAL EXPENDITURES/APPROPRIATIONS	**$ 4,000,000**	**$ 4,000,000**	**$ 4,000,000**	**$ 4,000,000**
NET COST	**$ 2,688,722**	**$ 3,116,706**	**$ 2,500,000**	**$ 2,500,000**

State Controller Schedules County Budget Act January 2010 Edition, revision #1	COUNTY OF KERN Detail of Financing Sources and Financing Uses Governmental Funds Fiscal Year 2013-14	Schedule 9

Budget Unit **1114-FIRE DISCRETIONARY REVENUE**
Function **GENERAL**
Activity **FINANCE**

Detail by Revenue Category and Expenditure Object	Actual 2011-12	Actual 2012-13	CAO Recommended 2013-14	Adopted by the Board of Supervisors 2013-14
1	2	3	4	5
TAXES	$ 79,341,327	$ 86,450,914	$ 82,090,927	$ 82,090,927
FINES AND FORFEITURES	59,135	74,577	50,000	50,000
USE OF MONEY/PROPERTY	653	17,424		
INTERGOVERNMENTAL	1,355,137	3,144,863	1,526,253	1,526,253
CHARGES FOR SERVICES		(110)		
TOTAL REVENUE	**$ 80,756,252**	**$ 89,687,668**	**$ 83,667,180**	**$ 83,667,180**
TOTAL EXPENDITURES/APPROPRIATIONS	**$**	**$**	**$**	**$**
NET COST	**80,756,252**	**89,687,668**	**83,667,180**	**83,667,180**

State Controller Schedules County Budget Act January 2010 Edition, revision #1	COUNTY OF KERN Detail of Financing Sources and Financing Uses Governmental Funds Fiscal Year 2013-14	Schedule 9

Budget Unit **1120-TREASURER-TAX COLLECTOR**
Function **GENERAL**
Activity **FINANCE**

Detail by Revenue Category and Expenditure Object	Actual 2011-12	Actual 2012-13	CAO Recommended 2013-14	Adopted by the Board of Supervisors 2013-14
1	2	3	4	5
FINES AND FORFEITURES	$ 121,383	$ 73,759	$ 125,000	$ 125,000
CHARGES FOR SERVICES	3,585,533	3,451,930	3,514,816	3,514,816
MISCELLANEOUS	310,730	552,307	284,500	284,500
OTHER FINANCING SOURCES	521,618	289,120	771,861	771,861
TOTAL REVENUE	**$ 4,539,264**	**$ 4,367,116**	**$ 4,696,177**	**$ 4,696,177**
SALARIES & EMPLOYEE BENEFITS	$ 2,890,717	$ 3,055,676	$ 3,362,912	$ 3,362,912
SERVICES & SUPPLIES	2,069,786	1,936,462	2,118,685	2,118,685
CAPITAL ASSETS			23,496	23,496
OTHER FINANCING USES			515,059	515,059
TOTAL EXPENDITURES/APPROPRIATIONS	**$ 4,960,503**	**$ 4,992,138**	**$ 6,020,152**	**$ 6,020,152**
NET COST	**$ (421,239)**	**$ (625,022)**	**$ (1,323,975)**	**$ (1,323,975)**

State Controller Schedules County Budget Act January 2010 Edition, revision #1	COUNTY OF KERN Detail of Financing Sources and Financing Uses Governmental Funds Fiscal Year 2013-14	Schedule 9

Budget Unit **1121-REDEMPTION SYSTEMS FUND**
Function **GENERAL**
Activity **FINANCE**

Detail by Revenue Category and Expenditure Object	Actual 2011-12	Actual 2012-13	CAO Recommended 2013-14	Adopted by the Board of Supervisors 2013-14
1	2	3	4	5
FINES AND FORFEITURES	$ 201,190	$ 212,079	$ 601,861	$ 601,861
TOTAL REVENUE	**$ 201,190**	**$ 212,079**	**$ 601,861**	**$ 601,861**
SERVICES & SUPPLIES	$	$	$ 244,179	$ 244,179
OTHER FINANCING USES	521,618	289,120	771,861	771,861
TOTAL EXPENDITURES/APPROPRIATIONS	**$ 521,618**	**$ 289,120**	**$ 1,016,040**	**$ 1,016,040**
NET COST	**$ (320,428)**	**$ (77,041)**	**$ (414,179)**	**$ (414,179)**

State Controller Schedules County Budget Act January 2010 Edition, revision #1	COUNTY OF KERN Detail of Financing Sources and Financing Uses Governmental Funds Fiscal Year 2013-14	Schedule 9

Budget Unit **1130-ASSESSOR**
Function **GENERAL**
Activity **FINANCE**

Detail by Revenue Category and Expenditure Object	Actual 2011-12	Actual 2012-13	CAO Recommended 2013-14	Adopted by the Board of Supervisors 2013-14
1	2	3	4	5
CHARGES FOR SERVICES	$ 1,919,119	$ 2,914,370	$ 2,446,495	$ 2,446,495
MISCELLANEOUS	1,054	78	50	50
TOTAL REVENUE	**$ 1,920,173**	**$ 2,914,448**	**$ 2,446,545**	**$ 2,446,545**
SALARIES & EMPLOYEE BENEFITS	$ 9,906,610	$ 10,072,452	$ 10,913,929	$ 10,913,929
SERVICES & SUPPLIES	487,960	530,365	695,700	695,700
OTHER CHARGES	170	240	140	140
CAPITAL ASSETS		17,260		
OTHER FINANCING USES			520,116	520,116
EXPENDITURE TRANSFERS & REIMBS			(333,000)	(333,000)
TOTAL EXPENDITURES/APPROPRIATIONS	**$ 10,394,740**	**$ 10,620,317**	**$ 11,796,885**	**$ 11,796,885**
NET COST	**$ (8,474,567)**	**$ (7,705,869)**	**$ (9,350,340)**	**$ (9,350,340)**

State Controller Schedules County Budget Act January 2010 Edition, revision #1	COUNTY OF KERN Detail of Financing Sources and Financing Uses Governmental Funds Fiscal Year 2013-14	Schedule 9

Budget Unit **1160-INFORMATION TECHNOLOGY SERVICE**
Function **GENERAL**
Activity **OTHER GENERAL**

Detail by Revenue Category and Expenditure Object	Actual 2011-12	Actual 2012-13	CAO Recommended 2013-14	Adopted by the Board of Supervisors 2013-14
1	2	3	4	5
CHARGES FOR SERVICES	$ 6,168,158	$ 5,515,665	$ 5,759,099	$ 5,759,099
MISCELLANEOUS	1,057		1	1
OTHER FINANCING SOURCES	90,000	90,000	54,000	54,000
TOTAL REVENUE	**$ 6,259,215**	**$ 5,605,665**	**$ 5,813,100**	**$ 5,813,100**
SALARIES & EMPLOYEE BENEFITS	$ 6,581,467	$ 6,797,109	$ 7,380,539	$ 7,380,539
SERVICES & SUPPLIES	4,994,940	4,405,339	5,406,029	5,406,029
OTHER CHARGES	94	120	1,662	1,662
CAPITAL ASSETS	199,722	74,037		
OTHER FINANCING USES			861,941	861,941
EXPENDITURE TRANSFERS & REIMBS	(1,939,983)	(1,693,131)	(2,224,523)	(2,224,523)
TOTAL EXPENDITURES/APPROPRIATIONS	**$ 9,836,240**	**$ 9,583,474**	**$ 11,425,648**	**$ 11,425,648**
NET COST	**$ (3,577,025)**	**$ (3,977,809)**	**$ (5,612,548)**	**$ (5,612,548)**

State Controller Schedules County Budget Act January 2010 Edition, revision #1	COUNTY OF KERN Detail of Financing Sources and Financing Uses Governmental Funds Fiscal Year 2013-14	Schedule 9

Budget Unit **1210-COUNTY COUNSEL**
Function **GENERAL**
Activity **COUNSEL**

Detail by Revenue Category and Expenditure Object	Actual 2011-12	Actual 2012-13	CAO Recommended 2013-14	Adopted by the Board of Supervisors 2013-14
1	2	3	4	5
CHARGES FOR SERVICES	$ 6,149,457	$ 5,484,420	$ 5,796,527	$ 5,796,527
MISCELLANEOUS	$ 1	$ 14,217	$	
TOTAL REVENUE	**$ 6,149,458**	**$ 5,498,637**	**$ 5,796,527**	**$ 5,796,527**
SALARIES & EMPLOYEE BENEFITS	$ 7,730,974	$ 7,844,385	$ 7,957,004	$ 7,957,004
SERVICES & SUPPLIES	$ 331,226	$ 414,366	$ 572,502	$ 572,502
OTHER CHARGES	$ (46,017)	$ 600,304	$ 1,200,121	$ 1,200,121
OTHER FINANCING USES	$	$	$ 932,187	$ 932,187
EXPENDITURE TRANSFERS & REIMBS	$ (904,851)	$ (144,253)	$ (152,137)	$ (152,137)
TOTAL EXPENDITURES/APPROPRIATIONS	**$ 7,111,332**	**$ 8,714,802**	**$ 10,509,677**	**$ 10,509,677**
NET COST	**$ (961,874)**	**$ (3,216,165)**	**$ (4,713,150)**	**$ (4,713,150)**

State Controller Schedules County Budget Act January 2010 Edition, revision #1	COUNTY OF KERN Detail of Financing Sources and Financing Uses Governmental Funds Fiscal Year 2013-14	Schedule 9

Budget Unit **1310-PERSONNEL**
Function **GENERAL**
Activity **PERSONNEL**

Detail by Revenue Category and Expenditure Object	Actual 2011-12	Actual 2012-13	CAO Recommended 2013-14	Adopted by the Board of Supervisors 2013-14
1	2	3	4	5
CHARGES FOR SERVICES	$ 49,640	$ 974	$ 55,098	$ 55,098
MISCELLANEOUS	589	379	450	450
TOTAL REVENUE	**$ 50,229**	**$ 1,353**	**$ 55,548**	**$ 55,548**
SALARIES & EMPLOYEE BENEFITS	$ 1,980,671	$ 2,176,424	$ 2,383,630	$ 2,383,630
SERVICES & SUPPLIES	178,090	99,565	241,197	241,197
CAPITAL ASSETS			100,000	100,000
EXPENDITURE TRANSFERS & REIMBS	(26,978)	(144)	(40,885)	(40,885)
TOTAL EXPENDITURES/APPROPRIATIONS	**$ 2,131,783**	**$ 2,275,845**	**$ 2,683,942**	**$ 2,683,942**
NET COST	**$ (2,081,554)**	**$ (2,274,492)**	**$ (2,628,394)**	**$ (2,628,394)**

State Controller Schedules County Budget Act January 2010 Edition, revision #1	COUNTY OF KERN Detail of Financing Sources and Financing Uses Governmental Funds Fiscal Year 2013-14	Schedule 9

Budget Unit **1420-ELECTIONS**
Function **GENERAL**
Activity **ELECTIONS**

Detail by Revenue Category and Expenditure Object	Actual 2011-12	Actual 2012-13	CAO Recommended 2013-14	Adopted by the Board of Supervisors 2013-14
1	2	3	4	5
INTERGOVERNMENTAL	$ 90,777	$ 28,785	$	$
CHARGES FOR SERVICES	188,727	686,889	110,300	110,300
MISCELLANEOUS	9,751	15,069	10,050	10,050
TOTAL REVENUE	**$ 289,255**	**$ 730,743**	**$ 120,350**	**$ 120,350**
SALARIES & EMPLOYEE BENEFITS	$ 1,158,510	$ 1,212,182	$ 1,428,457	$ 1,428,457
SERVICES & SUPPLIES	1,982,834	2,186,534	2,383,782	2,383,782
OTHER CHARGES	35	28	42	42
EXPENDITURE TRANSFERS & REIMBS	(10,796)	(9,002)	(72,000)	(72,000)
TOTAL EXPENDITURES/APPROPRIATIONS	**$ 3,130,583**	**$ 3,389,742**	**$ 3,740,281**	**$ 3,740,281**
NET COST	**$ (2,841,328)**	**$ (2,658,999)**	**$ (3,619,931)**	**$ (3,619,931)**

State Controller Schedules County Budget Act January 2010 Edition, revision #1	COUNTY OF KERN Detail of Financing Sources and Financing Uses Governmental Funds Fiscal Year 2013-14	Schedule 9

Budget Unit **1610-GENERAL SERVICES**
Function **GENERAL**
Activity **PROPERTY MANAGEMENT**

Detail by Revenue Category and Expenditure Object	Actual 2011-12	Actual 2012-13	CAO Recommended 2013-14	Adopted by the Board of Supervisors 2013-14
1	2	3	4	5
FINES AND FORFEITURES	$ 81,199	$ 69,266	$ 72,000	$ 72,000
INTERGOVERNMENTAL	20,347			
CHARGES FOR SERVICES	1,952,821	1,839,459	1,865,228	1,865,228
MISCELLANEOUS	5,180	3,759	6,000	6,000
OTHER FINANCING SOURCES		3,513		
NON-REVENUE RECEIPTS	564			
TOTAL REVENUE	**$ 2,060,111**	**$ 1,915,997**	**$ 1,943,228**	**$ 1,943,228**
SALARIES & EMPLOYEE BENEFITS	$ 9,569,133	$ 9,590,430	$ 9,449,003	$ 9,449,003
SERVICES & SUPPLIES	2,102,124	2,266,785	2,782,348	2,782,348
OTHER CHARGES	215	252	410	410
CAPITAL ASSETS	39,093	53,132		
OTHER FINANCING USES			1,149,523	1,149,523
EXPENDITURE TRANSFERS & REIMBS	(1,693,068)	(1,595,734)	(1,585,532)	(1,585,532)
TOTAL EXPENDITURES/APPROPRIATIONS	**$ 10,017,497**	**$ 10,314,865**	**$ 11,795,752**	**$ 11,795,752**
NET COST	**$ (7,957,386)**	**$ (8,398,868)**	**$ (9,852,524)**	**$ (9,852,524)**

State Controller Schedules County Budget Act January 2010 Edition, revision #1	COUNTY OF KERN Detail of Financing Sources and Financing Uses Governmental Funds Fiscal Year 2013-14	Schedule 9

Budget Unit **1611-DIVCA LCL FRANCHISE FEE**
Function **GENERAL**
Activity **PROPERTY MANAGEMENT**

Detail by Revenue Category and Expenditure Object	Actual 2011-12	Actual 2012-13	CAO Recommended 2013-14	Adopted by the Board of Supervisors 2013-14
1	2	3	4	5
LICENSES AND PERMITS	$ 346,612	$ 350,052	$ 350,200	$ 350,200
USE OF MONEY/PROPERTY	$ 3,940	$ 3,880	$ 4,200	$ 4,200
TOTAL REVENUE	**$ 350,552**	**$ 353,932**	**$ 354,400**	**$ 354,400**
SERVICES & SUPPLIES	$ 2,880	$ 54,364	$ 530,000	$ 530,000
CAPITAL ASSETS	$	$ 195,179	$	$
TOTAL EXPENDITURES/APPROPRIATIONS	**$ 2,880**	**$ 249,543**	**$ 530,000**	**$ 530,000**
NET COST	**$ 347,672**	**$ 104,389**	**$ (175,600)**	**$ (175,600)**

State Controller Schedules County Budget Act January 2010 Edition, revision #1	COUNTY OF KERN Detail of Financing Sources and Financing Uses Governmental Funds Fiscal Year 2013-14	Schedule 9

Budget Unit **1612-ARRA ENERGY STIMULUS GRANT**
Function **GENERAL**
Activity **PROPERTY MANAGEMENT**

Detail by Revenue Category and Expenditure Object	Actual 2011-12	Actual 2012-13	CAO Recommended 2013-14	Adopted by the Board of Supervisors 2013-14
1	2	3	4	5
USE OF MONEY/PROPERTY	$ 7,200	$ 1,894	$ 1,066	$ 1,066
INTERGOVERNMENTAL	$ 2,312,521	$	$	$
TOTAL REVENUE	**$ 2,319,721**	**$ 1,894**	**$ 1,066**	**$ 1,066**
OTHER FINANCING USES	$ 2,329,249	$	$ 11,000	$ 11,000
TOTAL EXPENDITURES/APPROPRIATIONS	**$ 2,329,249**	**$**	**$ 11,000**	**$ 11,000**
NET COST	**$ (9,528)**	**$ 1,894**	**$ (9,934)**	**$ (9,934)**

State Controller Schedules County Budget Act January 2010 Edition, revision #1	COUNTY OF KERN Detail of Financing Sources and Financing Uses Governmental Funds Fiscal Year 2013-14	Schedule 9

Budget Unit **1615-UTILITY PAYMENTS**
Function **GENERAL**
Activity **PROPERTY MANAGEMENT**

Detail by Revenue Category and Expenditure Object	Actual 2011-12	Actual 2012-13	CAO Recommended 2013-14	Adopted by the Board of Supervisors 2013-14
1	2	3	4	5
INTERGOVERNMENTAL	$ 202,932	$ 146,011	$ 130,082	$ 130,082
CHARGES FOR SERVICES	1,128,238	1,173,506	1,332,250	1,332,250
MISCELLANEOUS	249,047	584,110	441,560	441,560
OTHER FINANCING SOURCES	3,300,000	3,300,000	3,300,000	3,300,000
TOTAL REVENUE	**$ 4,880,217**	**$ 5,203,627**	**$ 5,203,892**	**$ 5,203,892**
SERVICES & SUPPLIES	$ 7,555,490	$ 7,555,602	$ 8,593,021	$ 8,593,021
OTHER CHARGES	837,204	778,649	776,751	776,751
EXPENDITURE TRANSFERS & REIMBS	(626,575)	(631,738)	(657,547)	(657,547)
TOTAL EXPENDITURES/APPROPRIATIONS	**$ 7,766,119**	**$ 7,702,513**	**$ 8,712,225**	**$ 8,712,225**
NET COST	**$ (2,885,902)**	**$ (2,498,886)**	**$ (3,508,333)**	**$ (3,508,333)**

State Controller Schedules County Budget Act January 2010 Edition, revision #1	COUNTY OF KERN Detail of Financing Sources and Financing Uses Governmental Funds Fiscal Year 2013-14	Schedule 9

Budget Unit **1640-CONSTRUCTION SERV-DIV GEN SERV**
Function **GENERAL**
Activity **PROPERTY MANAGEMENT**

Detail by Revenue Category and Expenditure Object	Actual 2011-12	Actual 2012-13	CAO Recommended 2013-14	Adopted by the Board of Supervisors 2013-14
1	2	3	4	5
CHARGES FOR SERVICES	$ 1,226,317	$ 1,040,835	$ 1,421,200	$ 1,421,200
MISCELLANEOUS			30	30
OTHER FINANCING SOURCES	79,171	84,621	90,000	90,000
TOTAL REVENUE	**$ 1,305,488**	**$ 1,125,456**	**$ 1,511,230**	**$ 1,511,230**
SALARIES & EMPLOYEE BENEFITS	$ 2,139,544	$ 2,667,856	$ 2,937,637	$ 2,937,637
SERVICES & SUPPLIES	217,047	348,788	413,285	413,285
OTHER CHARGES			397	397
CAPITAL ASSETS	14,245	13,919		
EXPENDITURE TRANSFERS & REIMBS	(1,127,664)	(1,646,252)	(1,648,569)	(1,648,569)
TOTAL EXPENDITURES/APPROPRIATIONS	**$ 1,243,172**	**$ 1,384,311**	**$ 1,702,750**	**$ 1,702,750**
NET COST	**$ 62,316**	**$ (258,855)**	**$ (191,520)**	**$ (191,520)**

State Controller Schedules County Budget Act January 2010 Edition, revision #1	COUNTY OF KERN Detail of Financing Sources and Financing Uses Governmental Funds Fiscal Year 2013-14	Schedule 9

Budget Unit **1650-GEN SERV-MAJOR MAINT-GENERAL**
Function **GENERAL**
Activity **PROPERTY MANAGEMENT**

Detail by Revenue Category and Expenditure Object	Actual 2011-12	Actual 2012-13	CAO Recommended 2013-14	Adopted by the Board of Supervisors 2013-14
1	2	3	4	5
INTERGOVERNMENTAL	$ (29,539)	$ 1,304,368	$ 788,000	$ 788,000
CHARGES FOR SERVICES	20,660			
MISCELLANEOUS	(85,997)	500,981		
OTHER FINANCING SOURCES	90,079	200,664	247,687	247,687
TOTAL REVENUE	**$ (4,797)**	**$ 2,006,013**	**$ 1,035,687**	**$ 1,035,687**
SERVICES & SUPPLIES	$ 3,646,954	$ 7,979,615	$ 10,901,415	$ 10,901,415
EXPENDITURE TRANSFERS & REIMBS		(87,784)		
TOTAL EXPENDITURES/APPROPRIATIONS	**$ 3,646,954**	**$ 7,891,831**	**$ 10,901,415**	**$ 10,901,415**
NET COST	**$ (3,651,751)**	**$ (5,885,818)**	**$ (9,865,728)**	**$ (9,865,728)**

State Controller Schedules County Budget Act January 2010 Edition, revision #1	COUNTY OF KERN Detail of Financing Sources and Financing Uses Governmental Funds Fiscal Year 2013-14	Schedule 9

Budget Unit **1812-BOARD OF TRADE**
Function **GENERAL**
Activity **PROMOTION**

Detail by Revenue Category and Expenditure Object	Actual 2011-12	Actual 2012-13	CAO Recommended 2013-14	Adopted by the Board of Supervisors 2013-14
1	2	3	4	5
CHARGES FOR SERVICES	$	$	$ 7,000	$ 7,000
MISCELLANEOUS	14,866	12,031	13,100	13,100
OTHER FINANCING SOURCES	43,000		45,600	45,600
TOTAL REVENUE	**$ 57,866**	**$ 12,031**	**$ 65,700**	**$ 65,700**
SALARIES & EMPLOYEE BENEFITS	$ 435,109	$ 466,065	$ 499,575	$ 499,575
SERVICES & SUPPLIES	147,958	146,092	189,812	189,812
OTHER CHARGES	52	56	67	67
CAPITAL ASSETS		5,159		
OTHER FINANCING USES			57,313	57,313
EXPENDITURE TRANSFERS & REIMBS			(5,000)	(5,000)
TOTAL EXPENDITURES/APPROPRIATIONS	**$ 583,119**	**$ 617,372**	**$ 741,767**	**$ 741,767**
NET COST	**$ (525,253)**	**$ (605,341)**	**$ (676,067)**	**$ (676,067)**

State Controller Schedules County Budget Act January 2010 Edition, revision #1	COUNTY OF KERN Detail of Financing Sources and Financing Uses Governmental Funds Fiscal Year 2013-14	Schedule 9

Budget Unit **1814-BOARD OF TRADE-ADVERTISING TRS**
Function **GENERAL**
Activity **PROMOTION**

Detail by Revenue Category and Expenditure Object	Actual 2011-12	Actual 2012-13	CAO Recommended 2013-14	Adopted by the Board of Supervisors 2013-14
1	2	3	4	5
USE OF MONEY/PROPERTY	$ 513	$ 576	$ 600	$ 600
MISCELLANEOUS	84,833	69,080	45,000	45,000
TOTAL REVENUE	**$ 85,346**	**$ 69,656**	**$ 45,600**	**$ 45,600**
OTHER FINANCING USES	$ 43,000	$	$ 45,600	$ 45,600
TOTAL EXPENDITURES/APPROPRIATIONS	**$ 43,000**	**$**	**$ 45,600**	**$ 45,600**
NET COST	**$ 42,346**	**$ 69,656**	**$**	

State Controller Schedules County Budget Act January 2010 Edition, revision #1	COUNTY OF KERN Detail of Financing Sources and Financing Uses Governmental Funds Fiscal Year 2013-14	Schedule 9

Budget Unit **1900-ENGINEERING & SURVEY SERVICES**
Function **GENERAL**
Activity **OTHER GENERAL**

Detail by Revenue Category and Expenditure Object	Actual 2011-12	Actual 2012-13	CAO Recommended 2013-14	Adopted by the Board of Supervisors 2013-14
1	2	3	4	5
INTERGOVERNMENTAL	$ 9,752	$	$	$
CHARGES FOR SERVICES	2,885,761	2,642,248	2,705,090	2,705,090
MISCELLANEOUS	11,288	2,573	3,370	3,370
OTHER FINANCING SOURCES	22,817	28,045	13,560	13,560
TOTAL REVENUE	**$ 2,929,618**	**$ 2,672,866**	**$ 2,722,020**	**$ 2,722,020**
SALARIES & EMPLOYEE BENEFITS	$ 4,362,190	$ 4,201,072	$ 4,146,122	$ 4,146,122
SERVICES & SUPPLIES	611,109	614,155	809,075	809,075
OTHER CHARGES	72	85	594	594
CAPITAL ASSETS		24,966	57,000	57,000
OTHER FINANCING USES	137,185	136,209	691,445	691,445
EXPENDITURE TRANSFERS & REIMBS	(403,450)	(302,365)	(310,000)	(310,000)
TOTAL EXPENDITURES/APPROPRIATIONS	**$ 4,707,106**	**$ 4,674,122**	**$ 5,394,236**	**$ 5,394,236**
NET COST	**$ (1,777,488)**	**$ (2,001,256)**	**$ (2,672,216)**	**$ (2,672,216)**

State Controller Schedules County Budget Act January 2010 Edition, revision #1	COUNTY OF KERN Detail of Financing Sources and Financing Uses Governmental Funds Fiscal Year 2013-14	Schedule 9

Budget Unit **1910-RISK MANAGEMENT**
Function **GENERAL**
Activity **OTHER GENERAL**

Detail by Revenue Category and Expenditure Object	Actual 2011-12	Actual 2012-13	CAO Recommended 2013-14	Adopted by the Board of Supervisors 2013-14
1	2	3	4	5
CHARGES FOR SERVICES	$ 3,490,321	$ 3,499,268	$ 4,576,156	$ 4,576,156
MISCELLANEOUS	87,351	1		
TOTAL REVENUE	**$ 3,577,672**	**$ 3,499,269**	**$ 4,576,156**	**$ 4,576,156**
SALARIES & EMPLOYEE BENEFITS	$ 2,536,715	$ 2,625,455	$ 3,412,513	$ 3,412,513
SERVICES & SUPPLIES	1,454,289	1,457,792	1,784,504	1,784,504
OTHER CHARGES	1,520,200	1,044	2,563	2,563
EXPENDITURE TRANSFERS & REIMBS	(546,135)	(585,082)	(623,424)	(623,424)
TOTAL EXPENDITURES/APPROPRIATIONS	**$ 4,965,069**	**$ 3,499,209**	**$ 4,576,156**	**$ 4,576,156**
NET COST	**$ (1,387,397)**	**$ 60**	**$**	

State Controller Schedules County Budget Act January 2010 Edition, revision #1	COUNTY OF KERN Detail of Financing Sources and Financing Uses Governmental Funds Fiscal Year 2013-14	Schedule 9

Budget Unit **1947-TOBACCO ENDOWMENT INTEREST**
Function **GENERAL**
Activity **PLANT ACQUISITION**

Detail by Revenue Category and Expenditure Object	Actual 2011-12	Actual 2012-13	CAO Recommended 2013-14	Adopted by the Board of Supervisors 2013-14
1	2	3	4	5
USE OF MONEY/PROPERTY	$ 1,000,000	$ 1,000,000	$ 1,000,000	$ 1,000,000
TOTAL REVENUE	**$ 1,000,000**	**$ 1,000,000**	**$ 1,000,000**	**$ 1,000,000**
OTHER FINANCING USES	$ 1,000,000	$ 1,000,000	$ 1,000,000	$ 1,000,000
NET COST	**$**	**$**	**$**	**$**

State Controller Schedules County Budget Act January 2010 Edition, revision #1	COUNTY OF KERN Detail of Financing Sources and Financing Uses Governmental Funds Fiscal Year 2013-14	Schedule 9

Budget Unit **1948-ACO-GENERAL**
Function **GENERAL**
Activity **PLANT ACQUISITION**

Detail by Revenue Category and Expenditure Object	Actual 2011-12	Actual 2012-13	CAO Recommended 2013-14	Adopted by the Board of Supervisors 2013-14
1	2	3	4	5
USE OF MONEY/PROPERTY	$ 145,906	$ 109,871	$ 73,000	$ 73,000
TOTAL REVENUE	**$ 145,906**	**$ 109,871**	**$ 73,000**	**$ 73,000**
TOTAL EXPENDITURES/APPROPRIATIONS	**$**	**$**	**$**	**$**
NET COST	**$ 145,906**	**$ 109,871**	**$ 73,000**	**$ 73,000**

State Controller Schedules County Budget Act January 2010 Edition, revision #1	COUNTY OF KERN Detail of Financing Sources and Financing Uses Governmental Funds Fiscal Year 2013-14	Schedule 9

Budget Unit **1949-ACO-STRUCTURAL FIRE**
Function **GENERAL**
Activity **PLANT ACQUISITION**

Detail by Revenue Category and Expenditure Object	Actual 2011-12	Actual 2012-13	CAO Recommended 2013-14	Adopted by the Board of Supervisors 2013-14
1	2	3	4	5
USE OF MONEY/PROPERTY	$ 2,194	$ 1,524	$ 1,550	$ 1,550
TOTAL REVENUE	**$ 2,194**	**$ 1,524**	**$ 1,550**	**$ 1,550**
TOTAL EXPENDITURES/APPROPRIATIONS	**$**	**$**	**$**	**$**
NET COST	**$ 2,194**	**$ 1,524**	**$ 1,550**	**$ 1,550**

State Controller Schedules County Budget Act January 2010 Edition, revision #1	COUNTY OF KERN Detail of Financing Sources and Financing Uses Governmental Funds Fiscal Year 2013-14	Schedule 9

Budget Unit **1950-BKFD PLANNED SEWER #1 TRUST**
Function **GENERAL**
Activity **PLANT ACQUISITION**

Detail by Revenue Category and Expenditure Object	Actual 2011-12	Actual 2012-13	CAO Recommended 2013-14	Adopted by the Board of Supervisors 2013-14
1	2	3	4	5
USE OF MONEY/PROPERTY	$ 15,240	$ 12,291	$ 13,057	$ 13,057
CHARGES FOR SERVICES	60,374	7,380	5,904	5,904
TOTAL REVENUE	**$ 75,614**	**$ 19,671**	**$ 18,961**	**$ 18,961**
SERVICES & SUPPLIES	$ 34	$ 77	$ 500	$ 500
TOTAL EXPENDITURES/APPROPRIATIONS	**$ 34**	**$ 77**	**$ 500**	**$ 500**
NET COST	**$ 75,580**	**$ 19,594**	**$ 18,461**	**$ 18,461**

State Controller Schedules County Budget Act January 2010 Edition, revision #1	COUNTY OF KERN Detail of Financing Sources and Financing Uses Governmental Funds Fiscal Year 2013-14	Schedule 9

Budget Unit **1951-BKFD PLANNED SEWER #2 TRUST**
Function **GENERAL**
Activity **PLANT ACQUISITION**

Detail by Revenue Category and Expenditure Object	Actual 2011-12	Actual 2012-13	CAO Recommended 2013-14	Adopted by the Board of Supervisors 2013-14
1	2	3	4	5
USE OF MONEY/PROPERTY	$ 2,394	$ 1,663	$ 1,615	$ 1,615
CHARGES FOR SERVICES		3,400		
TOTAL REVENUE	**$ 2,394**	**$ 5,063**	**$ 1,615**	**$ 1,615**
SERVICES & SUPPLIES	$	$	$ 500	$ 500
TOTAL EXPENDITURES/APPROPRIATIONS	**$**	**$**	**$ 500**	**$ 500**
NET COST	**$ 2,394**	**$ 5,063**	**$ 1,115**	**$ 1,115**

State Controller Schedules County Budget Act January 2010 Edition, revision #1	COUNTY OF KERN Detail of Financing Sources and Financing Uses Governmental Funds Fiscal Year 2013-14	Schedule 9

Budget Unit **1952-BKFD PLANNED SEWER #3 TRUST**
Function **GENERAL**
Activity **PLANT ACQUISITION**

Detail by Revenue Category and Expenditure Object	Actual 2011-12	Actual 2012-13	CAO Recommended 2013-14	Adopted by the Board of Supervisors 2013-14
1	2	3	4	5
USE OF MONEY/PROPERTY	$ 24	$ 22	$ 30	$ 30
CHARGES FOR SERVICES		1,513	1,806	1,806
TOTAL REVENUE	**$ 24**	**$ 1,535**	**$ 1,836**	**$ 1,836**
SERVICES & SUPPLIES	$	$	$ 500	$ 500
TOTAL EXPENDITURES/APPROPRIATIONS	**$**	**$**	**$ 500**	**$ 500**
NET COST	**$ 24**	**$ 1,535**	**$ 1,336**	**$ 1,336**

State Controller Schedules County Budget Act January 2010 Edition, revision #1	COUNTY OF KERN Detail of Financing Sources and Financing Uses Governmental Funds Fiscal Year 2013-14	Schedule 9

Budget Unit **1953-BKFD PLANNED SEWER #4 TRUST**
Function **GENERAL**
Activity **PLANT ACQUISITION**

Detail by Revenue Category and Expenditure Object	Actual 2011-12	Actual 2012-13	CAO Recommended 2013-14	Adopted by the Board of Supervisors 2013-14
1	2	3	4	5
USE OF MONEY/PROPERTY	$ 526	$ 380	$ 400	$ 400
CHARGES FOR SERVICES	1,985	2,648	2,351	2,351
TOTAL REVENUE	**$ 2,511**	**$ 3,028**	**$ 2,751**	**$ 2,751**
SERVICES & SUPPLIES	$	$	$ 500	$ 500
TOTAL EXPENDITURES/APPROPRIATIONS	**$**	**$**	**$ 500**	**$ 500**
NET COST	**$ 2,511**	**$ 3,028**	**$ 2,251**	**$ 2,251**

State Controller Schedules County Budget Act January 2010 Edition, revision #1	COUNTY OF KERN Detail of Financing Sources and Financing Uses Governmental Funds Fiscal Year 2013-14	Schedule 9

Budget Unit **1954-BKFD PLANNED SEWER #5 TRUST**
Function **GENERAL**
Activity **PLANT ACQUISITION**

Detail by Revenue Category and Expenditure Object	Actual 2011-12	Actual 2012-13	CAO Recommended 2013-14	Adopted by the Board of Supervisors 2013-14
1	2	3	4	5
USE OF MONEY/PROPERTY	$ 601	$ 421	$ 400	$ 400
CHARGES FOR SERVICES		3,360	4,038	4,038
TOTAL REVENUE	**$ 601**	**$ 3,781**	**$ 4,438**	**$ 4,438**
SERVICES & SUPPLIES	$	$	$ 500	$ 500
TOTAL EXPENDITURES/APPROPRIATIONS	**$**	**$**	**$ 500**	**$ 500**
NET COST	**$ 601**	**$ 3,781**	**$ 3,938**	**$ 3,938**

State Controller Schedules County Budget Act January 2010 Edition, revision #1	COUNTY OF KERN Detail of Financing Sources and Financing Uses Governmental Funds Fiscal Year 2013-14	Schedule 9

Budget Unit **1956-CO PLANNED SEWER AREA A TRUST**
Function **GENERAL**
Activity **PLANT ACQUISITION**

Detail by Revenue Category and Expenditure Object	Actual 2011-12	Actual 2012-13	CAO Recommended 2013-14	Adopted by the Board of Supervisors 2013-14
1	2	3	4	5
USE OF MONEY/PROPERTY	$ 252	$ 182	$ 200	$ 200
CHARGES FOR SERVICES	684	3,420	4,079	4,079
TOTAL REVENUE	**$ 936**	**$ 3,602**	**$ 4,279**	**$ 4,279**
SERVICES & SUPPLIES	$ 15	$ 46	$ 500	$ 500
TOTAL EXPENDITURES/APPROPRIATIONS	**$ 15**	**$ 46**	**$ 500**	**$ 500**
NET COST	**$ 921**	**$ 3,556**	**$ 3,779**	**$ 3,779**

State Controller Schedules County Budget Act January 2010 Edition, revision #1	COUNTY OF KERN Detail of Financing Sources and Financing Uses Governmental Funds Fiscal Year 2013-14	Schedule 9

Budget Unit **1957-CO PLANNED SEWER AREA B TRUST**
Function **GENERAL**
Activity **PLANT ACQUISITION**

Detail by Revenue Category and Expenditure Object	Actual 2011-12	Actual 2012-13	CAO Recommended 2013-14	Adopted by the Board of Supervisors 2013-14
1	2	3	4	5
USE OF MONEY/PROPERTY	$ 12	$ 8	$ 8	$ 8
TOTAL REVENUE	**$ 12**	**$ 8**	**$ 8**	**$ 8**
SERVICES & SUPPLIES	$	$	$ 500	$ 500
TOTAL EXPENDITURES/APPROPRIATIONS	**$**	**$**	**$ 500**	**$ 500**
NET COST	**$ 12**	**$ 08**	**$ (492)**	**$ (492)**

State Controller Schedules County Budget Act January 2010 Edition, revision #1	COUNTY OF KERN Detail of Financing Sources and Financing Uses Governmental Funds Fiscal Year 2013-14	Schedule 9

Budget Unit **1958-CSA #71 SEPTIC ABANDONMENT TRS**
Function **GENERAL**
Activity **PLANT ACQUISITION**

Detail by Revenue Category and Expenditure Object	Actual 2011-12	Actual 2012-13	CAO Recommended 2013-14	Adopted by the Board of Supervisors 2013-14
1	2	3	4	5
USE OF MONEY/PROPERTY	$ 7,327	$ 5,272	$ 5,000	$ 5,000
CHARGES FOR SERVICES	35,975	37,880	28,745	28,745
TOTAL REVENUE	**$ 43,302**	**$ 43,152**	**$ 33,745**	**$ 33,745**
SERVICES & SUPPLIES	$ 80	$ 47	$ 500	$ 500
TOTAL EXPENDITURES/APPROPRIATIONS	**$ 80**	**$ 47**	**$ 500**	**$ 500**
NET COST	**$ 43,222**	**$ 43,105**	**$ 33,245**	**$ 33,245**

State Controller Schedules County Budget Act January 2010 Edition, revision #1	COUNTY OF KERN Detail of Financing Sources and Financing Uses Governmental Funds Fiscal Year 2013-14	Schedule 9

Budget Unit **1960-GENERAL SERVICES - CAPITAL PROJECTS**
Function **GENERAL**
Activity **PLANT ACQUISITION**

Detail by Revenue Category and Expenditure Object	Actual 2011-12	Actual 2012-13	CAO Recommended 2013-14	Adopted by the Board of Supervisors 2013-14
1	2	3	4	5
INTERGOVERNMENTAL	$ (969,196)	$ 1,420,779	$ 999,975	$ 999,975
CHARGES FOR SERVICES	1,616,551			
MISCELLANEOUS	4,454,699	10,130		
OTHER FINANCING SOURCES	2,936,414	1,602,029	2,949,978	2,949,978
TOTAL REVENUE	**$ 8,038,468**	**$ 3,032,938**	**$ 3,949,953**	**$ 3,949,953**
CAPITAL ASSETS	$ 9,776,174	$ 5,513,717	$ 22,172,050	$ 22,172,050
OTHER FINANCING USES		12,000,000	3,982,852	3,982,852
TOTAL EXPENDITURES/APPROPRIATIONS	**$ 9,776,174**	**$ 17,513,717**	**$ 26,154,902**	**$ 26,154,902**
NET COST	**$ (1,737,706)**	**$ (14,480,779)**	**$ (22,204,949)**	**$ (22,204,949)**

State Controller Schedules County Budget Act January 2010 Edition, revision #1	COUNTY OF KERN Detail of Financing Sources and Financing Uses Governmental Funds Fiscal Year 2013-14	Schedule 9

Budget Unit **1961-ORANGEWD PLD**
Function **GENERAL**
Activity **PLANT ACQUISITION**

Detail by Revenue Category and Expenditure Object	Actual 2011-12	Actual 2012-13	CAO Recommended 2013-14	Adopted by the Board of Supervisors 2013-14
1	2	3	4	5
USE OF MONEY/PROPERTY	$ 6,632	$ 4,609	$ 4,476	$ 4,476
TOTAL REVENUE	**$ 6,632**	**$ 4,609**	**$ 4,476**	**$ 4,476**
SERVICES & SUPPLIES	$	$	$ 500	$ 500
TOTAL EXPENDITURES/APPROPRIATIONS	**$**	**$**	**$ 500**	**$ 500**
NET COST	**$ 6,632**	**$ 4,609**	**$ 3,976**	**$ 3,976**

State Controller Schedules County Budget Act January 2010 Edition, revision #1	COUNTY OF KERN Detail of Financing Sources and Financing Uses Governmental Funds Fiscal Year 2013-14	Schedule 9

Budget Unit **1962-PL LOC DRAN-SHAL**
Function **GENERAL**
Activity **PLANT ACQUISITION**

Detail by Revenue Category and Expenditure Object	Actual 2011-12	Actual 2012-13	CAO Recommended 2013-14	Adopted by the Board of Supervisors 2013-14
1	2	3	4	5
USE OF MONEY/PROPERTY	$ 89	$ 61	$ 59	$ 59
TOTAL REVENUE	**$ 89**	**$ 61**	**$ 59**	**$ 59**
SERVICES & SUPPLIES	$	$	$ 500	$ 500
TOTAL EXPENDITURES/APPROPRIATIONS	**$**	**$**	**$ 500**	**$ 500**
NET COST	**$ 89**	**$ 61**	**$ (441)**	**$ (441)**

State Controller Schedules County Budget Act January 2010 Edition, revision #1	COUNTY OF KERN Detail of Financing Sources and Financing Uses Governmental Funds Fiscal Year 2013-14	Schedule 9

Budget Unit **1963-PL LOC DRAN-BRUND**
Function **GENERAL**
Activity **PLANT ACQUISITION**

Detail by Revenue Category and Expenditure Object	Actual 2011-12	Actual 2012-13	CAO Recommended 2013-14	Adopted by the Board of Supervisors 2013-14
1	2	3	4	5
USE OF MONEY/PROPERTY	$ 1,043	$ 725	$ 703	$ 703
TOTAL REVENUE	**$ 1,043**	**$ 725**	**$ 703**	**$ 703**
SERVICES & SUPPLIES	$	$	$ 500	$ 500
TOTAL EXPENDITURES/APPROPRIATIONS	**$**	**$**	**$ 500**	**$ 500**
NET COST	**$ 1,043**	**$ 725**	**$ 203**	**$ 203**

State Controller Schedules County Budget Act January 2010 Edition, revision #1	COUNTY OF KERN Detail of Financing Sources and Financing Uses Governmental Funds Fiscal Year 2013-14	Schedule 9

Budget Unit **1964-PL LOC DRAN-BRECK**
Function **GENERAL**
Activity **PLANT ACQUISITION**

Detail by Revenue Category and Expenditure Object	Actual 2011-12	Actual 2012-13	CAO Recommended 2013-14	Adopted by the Board of Supervisors 2013-14
1	2	3	4	5
USE OF MONEY/PROPERTY	$ 285	$ 198	$ 192	$ 192
TOTAL REVENUE	**$ 285**	**$ 198**	**$ 192**	**$ 192**
SERVICES & SUPPLIES	$	$	$ 500	$ 500
TOTAL EXPENDITURES/APPROPRIATIONS	**$**	**$**	**$ 500**	**$ 500**
NET COST	**$ 285**	**$ 198**	**$ (308)**	**$ (308)**

State Controller Schedules County Budget Act January 2010 Edition, revision #1	COUNTY OF KERN Detail of Financing Sources and Financing Uses Governmental Funds Fiscal Year 2013-14	Schedule 9

Budget Unit **1965-PLD OILDALE**
Function **GENERAL**
Activity **PLANT ACQUISITION**

Detail by Revenue Category and Expenditure Object	Actual 2011-12	Actual 2012-13	CAO Recommended 2013-14	Adopted by the Board of Supervisors 2013-14
1	2	3	4	5
LICENSES AND PERMITS	$ 1,372	$	$	$
USE OF MONEY/PROPERTY	834	587	571	571
TOTAL REVENUE	**$ 2,206**	**$ 587**	**$ 571**	**$ 571**
SERVICES & SUPPLIES	$	$	$ 500	$ 500
TOTAL EXPENDITURES/APPROPRIATIONS	**$**	**$**	**$ 500**	**$ 500**
NET COST	**$ 2,206**	**$ 587**	**$ 71**	**$ 71**

State Controller Schedules County Budget Act January 2010 Edition, revision #1	COUNTY OF KERN Detail of Financing Sources and Financing Uses Governmental Funds Fiscal Year 2013-14	Schedule 9

Budget Unit **1966-FACILITY PROJECTS**
Function **GENERAL**
Activity **PLANT ACQUISITION**

Detail by Revenue Category and Expenditure Object	Actual 2011-12	Actual 2012-13	CAO Recommended 2013-14	Adopted by the Board of Supervisors 2013-14
1	2	3	4	5
USE OF MONEY/PROPERTY	$ 17,946	$ 15,755	$	$
MISCELLANEOUS	4,776,306	7,488,050		
OTHER FINANCING SOURCES			2,106,107	2,106,107
TOTAL REVENUE	**$ 4,794,252**	**$ 7,503,805**	**$ 2,106,107**	**$ 2,106,107**
CAPITAL ASSETS	$ 5,775,199	$ 8,256,973	$ 2,106,107	$ 2,106,107
TOTAL EXPENDITURES/APPROPRIATIONS	**$ 5,775,199**	**$ 8,256,973**	**$ 2,106,107**	**$ 2,106,107**
NET COST	**$ (980,947)**	**$ (753,168)**	**$**	

State Controller Schedules County Budget Act January 2010 Edition, revision #1	COUNTY OF KERN Detail of Financing Sources and Financing Uses Governmental Funds Fiscal Year 2013-14	Schedule 9

Budget Unit **1967-GEN SERV-MAJ MAINT-JUV FAC FND**
Function **GENERAL**
Activity **PLANT ACQUISITION**

Detail by Revenue Category and Expenditure Object	Actual 2011-12	Actual 2012-13	CAO Recommended 2013-14	Adopted by the Board of Supervisors 2013-14
1	2	3	4	5
FINES AND FORFEITURES	$ 237	$ 95	$ 100	$ 100
USE OF MONEY/PROPERTY	64	47	50	50
TOTAL REVENUE	**$ 301**	**$ 142**	**$ 150**	**$ 150**
CAPITAL ASSETS	$	$	$	$
TOTAL EXPENDITURES/APPROPRIATIONS	**$**	**$**	**$**	**$**
NET COST	**$ 301**	**$ 142**	**$ 150**	**$ 150**

State Controller Schedules County Budget Act January 2010 Edition, revision #1	COUNTY OF KERN Detail of Financing Sources and Financing Uses Governmental Funds Fiscal Year 2013-14	Schedule 9

Budget Unit **1968-CRIMINAL JUST FACILITY**
Function **GENERAL**
Activity **PLANT ACQUISITION**

Detail by Revenue Category and Expenditure Object	Actual 2011-12	Actual 2012-13	CAO Recommended 2013-14	Adopted by the Board of Supervisors 2013-14
1	2	3	4	5
FINES AND FORFEITURES	$ 3,426,988	$ 2,904,422	$ 2,578,451	$ 2,578,451
TOTAL REVENUE	**$ 3,426,988**	**$ 2,904,422**	**$ 2,578,451**	**$ 2,578,451**
OTHER FINANCING USES	$ 3,300,000	$ 3,300,000	$ 3,300,000	$ 3,300,000
TOTAL EXPENDITURES/APPROPRIATIONS	**$ 3,300,000**	**$ 3,300,000**	**$ 3,300,000**	**$ 3,300,000**
NET COST	**$ 126,988**	**$ (395,578)**	**$ (721,549)**	**$ (721,549)**

State Controller Schedules County Budget Act January 2010 Edition, revision #1	COUNTY OF KERN Detail of Financing Sources and Financing Uses Governmental Funds Fiscal Year 2013-14	Schedule 9

Budget Unit **1969-REXLAND ACRES SEWER AD 2006-1**
Function **GENERAL**
Activity **PLANT ACQUISITION**

Detail by Revenue Category and Expenditure Object	Actual 2011-12	Actual 2012-13	CAO Recommended 2013-14	Adopted by the Board of Supervisors 2013-14
1	2	3	4	5
INTERGOVERNMENTAL	$ 5,902,142	$ 5,902,142	$	$
OTHER FINANCING SOURCES	3,312,000	3,312,000		
TOTAL REVENUE	**$ 9,214,142**	**$ 9,214,142**	**$**	**$**
CAPITAL ASSETS	$ 9,214,742	$ 9,214,742	$	$
TOTAL EXPENDITURES/APPROPRIATIONS	**$ 9,214,742**	**$ 9,214,742**	**$**	**$**
NET COST	**$ (600)**	**$ (600)**	**$**	**$**

State Controller Schedules County Budget Act January 2010 Edition, revision #1	COUNTY OF KERN Detail of Financing Sources and Financing Uses Governmental Funds Fiscal Year 2013-14	Schedule 9

Budget Unit **8235-TOBACCO SECUR PROCEEDS-CP FUND**
Function **GENERAL**
Activity **PLANT ACQUISITION**

Detail by Revenue Category and Expenditure Object	Actual 2011-12	Actual 2012-13	CAO Recommended 2013-14	Adopted by the Board of Supervisors
1	2	3	4	5
USE OF MONEY/PROPERTY	$ 3,834,773	$ 9,348	$	$
INTERGOVERNMENTAL	33,034,748			
TOTAL REVENUE	**$ 36,869,521**	**$ 9,348**	**$**	**$**
CAPITAL ASSETS	$ 36,553,288	$	$	$
TOTAL EXPENDITURES/APPROPRIATIONS	**$ 36,553,288**	**$**	**$**	**$**
NET COST	**$ 316,233**	**$ 9,348**	**$**	**$**

THIS PAGE INTENTIONALLY LEFT BLANK

APPROPRIATION FOR CONTINGENCIES

THIS PAGE INTENTIONALLY LEFT BLANK

State Controller Schedules County Budget Act January 2010 Edition, revision #1	COUNTY OF KERN Detail of Financing Sources and Financing Uses Governmental Funds Fiscal Year 2013-14	Schedule 9

Budget Unit **1970-APPROPRIATION FR CONTINGENCIES**
Function **GENERAL**
Activity **APPROPRIATION FR CONTINGENCIES**

Detail by Revenue Category and Expenditure Object	Actual 2011-12	Actual 2012-13	CAO Recommended 2013-14	Adopted by the Board of Supervisors 2013-14
1	2	3	4	5
TOTAL REVENUE	**$**	**$**	**$**	**$**
APPROPRIATION FR CONTINGENCIES	$	$	$ 10,420,000	$ 10,420,000
TOTAL EXPENDITURES/APPROPRIATIONS	**$**	**$**	**$ 10,420,000**	**$ 10,420,000**
NET COST	**$**	**$**	**$ (10,420,000)**	**$ (10,420,000)**

THIS PAGE INTENTIONALLY LEFT BLANK

Function:

PUBLIC PROTECTION

THIS PAGE INTENTIONALLY LEFT BLANK

State Controller Schedules County Budget Act January 2010 Edition, revision #1	COUNTY OF KERN Detail of Financing Sources and Financing Uses Governmental Funds Fiscal Year 2013-14	Schedule 9

Budget Unit **2110-CONTRI-TRIAL COURT FUNDING**
Function **PUBLIC PROTECTION**
Activity **JUDICIAL**

Detail by Revenue Category and Expenditure Object	Actual 2011-12	Actual 2012-13	CAO Recommended 2013-14	Adopted by the Board of Supervisors 2013-14
1	2	3	4	5
FINES AND FORFEITURES	$ 4,634,051	$ 3,989,162	$ 4,306,175	$ 4,306,175
CHARGES FOR SERVICES	4,156,922	4,135,841	4,495,000	4,495,000
MISCELLANEOUS	169,997	357,684		
TOTAL REVENUE	**$ 8,960,970**	**$ 8,482,687**	**$ 8,801,175**	**$ 8,801,175**
SERVICES & SUPPLIES	$ 15,989,962	$ 16,275,552	$ 16,500,000	$ 16,500,000
TOTAL EXPENDITURES/APPROPRIATIONS	**$ 15,989,962**	**$ 16,275,552**	**$ 16,500,000**	**$ 16,500,000**
NET COST	**$ (7,028,992)**	**$ (7,792,865)**	**$ (7,698,825)**	**$ (7,698,825)**

State Controller Schedules County Budget Act January 2010 Edition, revision #1	COUNTY OF KERN Detail of Financing Sources and Financing Uses Governmental Funds Fiscal Year 2013-14	Schedule 9

Budget Unit **2111-DNA INDENTIFICATION FUND**
Function **PUBLIC PROTECTION**
Activity **JUDICIAL**

Detail by Revenue Category and Expenditure Object	Actual 2011-12	Actual 2012-13	CAO Recommended 2013-14	Adopted by the Board of Supervisors 2013-14
1	2	3	4	5
FINES AND FORFEITURES	$ 553,850	$ 486,057	$ 450,000	$ 450,000
TOTAL REVENUE	**$ 553,850**	**$ 486,057**	**$ 450,000**	**$ 450,000**
OTHER FINANCING USES	$ 488,120	$ 703,000	$ 600,000	$ 600,000
TOTAL EXPENDITURES/APPROPRIATIONS	**$ 488,120**	**$ 703,000**	**$ 600,000**	**$ 600,000**
NET COST	**$ 65,730**	**$ (216,943)**	**$ (150,000)**	**$ (150,000)**

State Controller Schedules County Budget Act January 2010 Edition, revision #1	COUNTY OF KERN Detail of Financing Sources and Financing Uses Governmental Funds Fiscal Year 2013-14	Schedule 9

Budget Unit **2112-LOCAL PUBLIC SAFETY FUND**
Function **PUBLIC PROTECTION**
Activity **JUDICIAL**

Detail by Revenue Category and Expenditure Object	Actual 2011-12	Actual 2012-13	CAO Recommended 2013-14	Adopted by the Board of Supervisors 2013-14
1	2	3	4	5
INTERGOVERNMENTAL	$ 60,420,147	$ 74,557,976	$ 68,507,933	$ 68,507,933
TOTAL REVENUE	**$ 60,420,147**	**$ 74,557,976**	**$ 68,507,933**	**$ 68,507,933**
OTHER FINANCING USES	$ 54,225,367	$ 68,921,472	$ 80,339,218	$ 80,339,218
TOTAL EXPENDITURES/APPROPRIATIONS	**$ 54,225,367**	**$ 68,921,472**	**$ 80,339,218**	**$ 80,339,218**
NET COST	**$ 6,194,780**	**$ 5,636,504**	**$ (11,831,285)**	**$ (11,831,285)**

State Controller Schedules County Budget Act January 2010 Edition, revision #1	COUNTY OF KERN Detail of Financing Sources and Financing Uses Governmental Funds Fiscal Year 2013-14	Schedule 9

Budget Unit **2113-AUTOMATED CO WARRANT SYSTEM**
Function **PUBLIC PROTECTION**
Activity **JUDICIAL**

Detail by Revenue Category and Expenditure Object	Actual 2011-12	Actual 2012-13	CAO Recommended 2013-14	Adopted by the Board of Supervisors 2013-14
1	2	3	4	5
FINES AND FORFEITURES	$ 73,417	$ 60,448	$ 54,000	$ 54,000
TOTAL REVENUE	**$ 73,417**	**$ 60,448**	**$ 54,000**	**$ 54,000**
OTHER FINANCING USES	$ 90,000	$ 90,000	$ 54,000	$ 54,000
TOTAL EXPENDITURES/APPROPRIATIONS	**$ 90,000**	**$ 90,000**	**$ 54,000**	**$ 54,000**
NET COST	**$ (16,583)**	**$ (29,552)**	**$**	

State Controller Schedules County Budget Act January 2010 Edition, revision #1	COUNTY OF KERN Detail of Financing Sources and Financing Uses Governmental Funds Fiscal Year 2013-14	Schedule 9

Budget Unit **2114-DOMESTIC VIOLENCE FUND**
Function **PUBLIC PROTECTION**
Activity **JUDICIAL**

Detail by Revenue Category and Expenditure Object	Actual 2011-12	Actual 2012-13	CAO Recommended 2013-14	Adopted by the Board of Supervisors 2013-14
1	2	3	4	5
LICENSES AND PERMITS	$ 94,990	$ 99,452	$ 95,000	$ 95,000
FINES AND FORFEITURES	58,476	45,299	36,000	36,000
TOTAL REVENUE	**$ 153,466**	**$ 144,751**	**$ 131,000**	**$ 131,000**
OTHER FINANCING USES	$ 200,000	$ 120,000	$ 140,000	$ 140,000
TOTAL EXPENDITURES/APPROPRIATIONS	**$ 200,000**	**$ 120,000**	**$ 140,000**	**$ 140,000**
NET COST	**$ (46,534)**	**$ 24,751**	**$ (9,000)**	**$ (9,000)**

State Controller Schedules County Budget Act January 2010 Edition, revision #1	COUNTY OF KERN Detail of Financing Sources and Financing Uses Governmental Funds Fiscal Year 2013-14	Schedule 9

Budget Unit **2115-REAL ESTATE FRAUD**
Function **PUBLIC PROTECTION**
Activity **JUDICIAL**

Detail by Revenue Category and Expenditure Object	Actual 2011-12	Actual 2012-13	CAO Recommended 2013-14	Adopted by the Board of Supervisors 2013-14
1	2	3	4	5
USE OF MONEY/PROPERTY	$ 3,491	$ 2,233	$ 1,000	$ 1,000
CHARGES FOR SERVICES	177,941	239,842	240,000	240,000
OTHER FINANCING SOURCES	18	20		
TOTAL REVENUE	**$ 181,450**	**$ 242,095**	**$ 241,000**	**$ 241,000**
SERVICES & SUPPLIES	$ 66,000	$ 30,000	$ 100,000	$ 100,000
OTHER FINANCING USES	170,500	210,000	344,000	344,000
TOTAL EXPENDITURES/APPROPRIATIONS	**$ 236,500**	**$ 240,000**	**$ 444,000**	**$ 444,000**
NET COST	**$ (55,050)**	**$ 2,095**	**$ (203,000)**	**$ (203,000)**

State Controller Schedules County Budget Act January 2010 Edition, revision #1	COUNTY OF KERN Detail of Financing Sources and Financing Uses Governmental Funds Fiscal Year 2013-14	Schedule 9

Budget Unit **2116-COUNTY CLERK**
Function **PUBLIC PROTECTION**
Activity **JUDICIAL**

Detail by Revenue Category and Expenditure Object	Actual 2011-12	Actual 2012-13	CAO Recommended 2013-14	Adopted by the Board of Supervisors 2013-14
1	2	3	4	5
LICENSES AND PERMITS	$ 168,987	$ 162,527	$ 150,000	$ 150,000
CHARGES FOR SERVICES	312,528	287,356	295,500	295,500
MISCELLANEOUS	45	37		
OTHER FINANCING SOURCES	1,200	2,200	3,844	3,844
TOTAL REVENUE	**$ 482,760**	**$ 452,120**	**$ 449,344**	**$ 449,344**
SALARIES & EMPLOYEE BENEFITS	$ 240,605	$ 268,607	$ 348,546	$ 348,546
SERVICES & SUPPLIES	90,429	97,958	102,396	102,396
OTHER CHARGES	9	12	11	11
OTHER FINANCING USES			106,969	106,969
TOTAL EXPENDITURES/APPROPRIATIONS	**$ 331,043**	**$ 366,577**	**$ 557,922**	**$ 557,922**
NET COST	**$ 151,717**	**$ 85,543**	**$ (108,578)**	**$ (108,578)**

State Controller Schedules County Budget Act January 2010 Edition, revision #1	COUNTY OF KERN Detail of Financing Sources and Financing Uses Governmental Funds Fiscal Year 2013-14	Schedule 9

Budget Unit **2117-CO-WIDE CRIME PREV. P.C.1202.5**
Function **PUBLIC PROTECTION**
Activity **JUDICIAL**

Detail by Revenue Category and Expenditure Object	Actual 2011-12	Actual 2012-13	CAO Recommended 2013-14	Adopted by the Board of Supervisors 2013-14
1	2	3	4	5
FINES AND FORFEITURES	$ 705	$ 550	$	$
TOTAL REVENUE	**$ 705**	**$ 550**	**$**	**$**
TOTAL EXPENDITURES/APPROPRIATIONS	**$**	**$**	**$**	**$**
NET COST	**$ 705**	**$ 550**	**$**	**$**

State Controller Schedules County Budget Act January 2010 Edition, revision #1	COUNTY OF KERN Detail of Financing Sources and Financing Uses Governmental Funds Fiscal Year 2013-14	Schedule 9

Budget Unit **2118-ARRA JUSTICE ASSISTANCE**
Function **PUBLIC PROTECTION**
Activity **JUDICIAL**

Detail by Revenue Category and Expenditure Object	Actual 2011-12	Actual 2012-13	CAO Recommended 2013-14	Adopted by the Board of Supervisors 2013-14
1	2	3	4	5
TOTAL REVENUE	**$**	**$**	**$**	**$**
OTHER FINANCING USES	$ 173,839	$ 103,019	$	$
TOTAL EXPENDITURES/APPROPRIATIONS	**$ 173,839**	**$ 103,019**	**$**	**$**
NET COST	**$ (173,839)**	**$ (103,019)**	**$**	**$**

State Controller Schedules County Budget Act January 2010 Edition, revision #1	COUNTY OF KERN Detail of Financing Sources and Financing Uses Governmental Funds Fiscal Year 2013-14	Schedule 9

Budget Unit **2160-GRAND JURY**
Function **PUBLIC PROTECTION**
Activity **JUDICIAL**

Detail by Revenue Category and Expenditure Object	Actual 2011-12	Actual 2012-13	CAO Recommended 2013-14	Adopted by the Board of Supervisors 2013-14
1	2	3	4	5
MISCELLANEOUS	$ 692	$	$	$
TOTAL REVENUE	**$ 692**	**$**	**$**	**$**
SALARIES & EMPLOYEE BENEFITS	$ 87,753	$ 106,701	$ 91,915	$ 91,915
SERVICES & SUPPLIES	149,826	179,281	217,250	217,250
TOTAL EXPENDITURES/APPROPRIATIONS	**$ 237,579**	**$ 285,982**	**$ 309,165**	**$ 309,165**
NET COST	**$ (236,887)**	**$ (285,982)**	**$ (309,165)**	**$ (309,165)**

State Controller Schedules County Budget Act January 2010 Edition, revision #1	COUNTY OF KERN Detail of Financing Sources and Financing Uses Governmental Funds Fiscal Year 2013-14	Schedule 9

Budget Unit **2170-INDIGENT DEFENSE SERVICES**
Function **PUBLIC PROTECTION**
Activity **JUDICIAL**

Detail by Revenue Category and Expenditure Object	Actual 2011-12	Actual 2012-13	CAO Recommended 2013-14	Adopted by the Board of Supervisors 2013-14
1	2	3	4	5
INTERGOVERNMENTAL	$ 1,400,219	$ 1,259,811	$ 1,220,000	$ 1,220,000
CHARGES FOR SERVICES	104,207	82,320	65,000	65,000
TOTAL REVENUE	**$ 1,504,426**	**$ 1,342,131**	**$ 1,285,000**	**$ 1,285,000**
SERVICES & SUPPLIES	$ 6,162,680	$ 6,247,227	$ 7,179,000	$ 7,179,000
TOTAL EXPENDITURES/APPROPRIATIONS	**$ 6,162,680**	**$ 6,247,227**	**$ 7,179,000**	**$ 7,179,000**
NET COST	**$ (4,658,254)**	**$ (4,905,096)**	**$ (5,894,000)**	**$ (5,894,000)**

State Controller Schedules County Budget Act January 2010 Edition, revision #1	COUNTY OF KERN Detail of Financing Sources and Financing Uses Governmental Funds Fiscal Year 2013-14	Schedule 9

Budget Unit **2180-DISTRICT ATTORNEY**
Function **PUBLIC PROTECTION**
Activity **JUDICIAL**

Detail by Revenue Category and Expenditure Object	Actual 2011-12	Actual 2012-13	CAO Recommended 2013-14	Adopted by the Board of Supervisors 2013-14
1	2	3	4	5
FINES AND FORFEITURES	$ 1,020	$ 255,150	$ 35,000	$ 35,000
INTERGOVERNMENTAL	4,807,970	4,164,449	4,364,177	4,364,177
CHARGES FOR SERVICES	2,255,014	2,803,883	3,052,000	3,052,000
MISCELLANEOUS	705,612	472,159	400,000	400,000
OTHER FINANCING SOURCES	4,679,225	6,635,412	8,121,722	8,121,722
TOTAL REVENUE	**$ 12,448,841**	**$ 14,331,053**	**$ 15,972,899**	**$ 15,972,899**
SALARIES & EMPLOYEE BENEFITS	$ 26,116,155	$ 28,547,618	$ 30,962,867	$ 30,962,867
SERVICES & SUPPLIES	2,275,644	2,100,248	2,889,301	2,889,301
OTHER CHARGES	58,876	58,962	730	730
CAPITAL ASSETS		370,840	257,000	257,000
OTHER FINANCING USES			478,601	478,601
EXPENDITURE TRANSFERS & REIMBS	(110,000)	(125,339)	(147,000)	(147,000)
TOTAL EXPENDITURES/APPROPRIATIONS	**$ 28,340,675**	**$ 30,952,329**	**$ 34,441,499**	**$ 34,441,499**
NET COST	**$ (15,891,834)**	**$ (16,621,276)**	**$ (18,468,600)**	**$ (18,468,600)**

State Controller Schedules County Budget Act January 2010 Edition, revision #1	COUNTY OF KERN Detail of Financing Sources and Financing Uses Governmental Funds Fiscal Year 2013-14	Schedule 9

Budget Unit **2181-D.A.-LOCAL FORFEITURE TRUST**
Function **PUBLIC PROTECTION**
Activity **JUDICIAL**

Detail by Revenue Category and Expenditure Object	Actual 2011-12	Actual 2012-13	CAO Recommended 2013-14	Adopted by the Board of Supervisors 2013-14
1	2	3	4	5
FINES AND FORFEITURES	$ 47,547	$ 75,308	$ 50,000	$ 50,000
USE OF MONEY/PROPERTY	4,726	3,190		
TOTAL REVENUE	**$ 52,273**	**$ 78,498**	**$ 50,000**	**$ 50,000**
OTHER FINANCING USES	$	$	$ 300,000	$ 300,000
TOTAL EXPENDITURES/APPROPRIATIONS	**$**	**$**	**$ 300,000**	**$ 300,000**
NET COST	**$ 52,273**	**$ 78,498**	**$ (250,000)**	**$ (250,000)**

State Controller Schedules County Budget Act January 2010 Edition, revision #1	COUNTY OF KERN Detail of Financing Sources and Financing Uses Governmental Funds Fiscal Year 2013-14	Schedule 9

Budget Unit **2182-D. A. EQUIPMENT/AUTOMATION**
Function **PUBLIC PROTECTION**
Activity **JUDICIAL**

Detail by Revenue Category and Expenditure Object	Actual 2011-12	Actual 2012-13	CAO Recommended 2013-14	Adopted by the Board of Supervisors 2013-14
1	2	3	4	5
FINES AND FORFEITURES	$	$	$ 500	$ 500
USE OF MONEY/PROPERTY	5,224	3,629		
TOTAL REVENUE	**$ 5,224**	**$ 3,629**	**$ 500**	**$ 500**
OTHER FINANCING USES	$	$ 150,000	$ 82,000	$ 82,000
TOTAL EXPENDITURES/APPROPRIATIONS	**$**	**$ 150,000**	**$ 82,000**	**$ 82,000**
NET COST	**$ 5,224**	**$ (146,371)**	**$ (81,500)**	**$ (81,500)**

State Controller Schedules County Budget Act January 2010 Edition, revision #1	COUNTY OF KERN Detail of Financing Sources and Financing Uses Governmental Funds Fiscal Year 2013-14	Schedule 9

Budget Unit **2183-KERN CO DEPT OF CHILD SUPPORT**
Function **PUBLIC PROTECTION**
Activity **JUDICIAL**

Detail by Revenue Category and Expenditure Object	Actual 2011-12	Actual 2012-13	CAO Recommended 2013-14	Adopted by the Board of Supervisors 2013-14
1	2	3	4	5
USE OF MONEY/PROPERTY	$ 22,676	$ 22,249	$ 22,164	$ 22,164
INTERGOVERNMENTAL	22,296,517	20,990,271	22,387,325	22,387,325
MISCELLANEOUS	49,842	10,355	115	115
OTHER FINANCING SOURCES		368,970		
TOTAL REVENUE	**$ 22,369,035**	**$ 21,391,845**	**$ 22,409,604**	**$ 22,409,604**
SALARIES & EMPLOYEE BENEFITS	$ 17,663,695	$ 17,143,621	$ 18,311,110	$ 18,311,110
SERVICES & SUPPLIES	3,762,766	3,919,068	3,585,330	3,585,330
OTHER CHARGES	528,453	501,468	513,164	513,164
CAPITAL ASSETS	116,044	80,181		
TOTAL EXPENDITURES/APPROPRIATIONS	**$ 22,070,958**	**$ 21,644,338**	**$ 22,409,604**	**$ 22,409,604**
NET COST	**$ 298,077**	**$ (252,493)**	**$**	

State Controller Schedules County Budget Act January 2010 Edition, revision #1	COUNTY OF KERN Detail of Financing Sources and Financing Uses Governmental Funds Fiscal Year 2013-14	Schedule 9

Budget Unit **2184-DA FAMILY - EXCESS REVENUE**
Function **PUBLIC PROTECTION**
Activity **JUDICIAL**

Detail by Revenue Category and Expenditure Object	Actual 2011-12	Actual 2012-13	CAO Recommended 2013-14	Adopted by the Board of Supervisors 2013-14
1	2	3	4	5
USE OF MONEY/PROPERTY	$ 2,965	$ 2,059	$ 700	$ 700
TOTAL REVENUE	**$ 2,965**	**$ 2,059**	**$ 700**	**$ 700**
OTHER FINANCING USES	$	$ 368,970	$	$
TOTAL EXPENDITURES/APPROPRIATIONS	**$**	**$ 368,970**	**$**	**$**
NET COST	**$ 2,965**	**$ (366,911)**	**$ 700**	**$ 700**

State Controller Schedules County Budget Act January 2010 Edition, revision #1	COUNTY OF KERN Detail of Financing Sources and Financing Uses Governmental Funds Fiscal Year 2013-14	Schedule 9

Budget Unit **2185-CRIMINALISTICS LABORATORIES FD**
Function **PUBLIC PROTECTION**
Activity **JUDICIAL**

Detail by Revenue Category and Expenditure Object	Actual 2011-12	Actual 2012-13	CAO Recommended 2013-14	Adopted by the Board of Supervisors 2013-14
1	2	3	4	5
FINES AND FORFEITURES	$ 105,967	$ 122,591	$ 52,000	$ 52,000
TOTAL REVENUE	**$ 105,967**	**$ 122,591**	**$ 52,000**	**$ 52,000**
OTHER FINANCING USES	$	$ 130,000	$ 130,000	$ 130,000
TOTAL EXPENDITURES/APPROPRIATIONS	**$**	**$ 130,000**	**$ 130,000**	**$ 130,000**
NET COST	**$ 105,967**	**$ (7,409)**	**$ (78,000)**	**$ (78,000)**

State Controller Schedules County Budget Act January 2010 Edition, revision #1	COUNTY OF KERN Detail of Financing Sources and Financing Uses Governmental Funds Fiscal Year 2013-14	Schedule 9

Budget Unit **2186-D.A.-FEDERAL FORFEITURE TRUST**
Function **PUBLIC PROTECTION**
Activity **JUDICIAL**

Detail by Revenue Category and Expenditure Object	Actual 2011-12	Actual 2012-13	CAO Recommended 2013-14	Adopted by the Board of Supervisors 2013-14
1	2	3	4	5
FINES AND FORFEITURES	$ 12,479	$ 13,673	$ 1,500	$ 1,500
USE OF MONEY/PROPERTY	675	517		
TOTAL REVENUE	**$ 13,154**	**$ 14,190**	**$ 1,500**	**$ 1,500**
TOTAL EXPENDITURES/APPROPRIATIONS	**$**	**$**	**$**	**$**
NET COST	**$ 13,154**	**$ 14,190**	**$ 1,500**	**$ 1,500**

State Controller Schedules County Budget Act January 2010 Edition, revision #1	COUNTY OF KERN Detail of Financing Sources and Financing Uses Governmental Funds Fiscal Year 2013-14	Schedule 9

Budget Unit **2187-DA-COURT ORDERED PENALTIES**
Function **PUBLIC PROTECTION**
Activity **JUDICIAL**

Detail by Revenue Category and Expenditure Object	Actual 2011-12	Actual 2012-13	CAO Recommended 2013-14	Adopted by the Board of Supervisors 2013-14
1	2	3	4	5
FINES AND FORFEITURES	$ 116,307	$ 274,592	$ 50,000	$ 50,000
TOTAL REVENUE	**$ 116,307**	**$ 274,592**	**$ 50,000**	**$ 50,000**
OTHER FINANCING USES	$	$ 250,000	$ 315,000	$ 315,000
TOTAL EXPENDITURES/APPROPRIATIONS	**$**	**$ 250,000**	**$ 315,000**	**$ 315,000**
NET COST	**$ 116,307**	**$ 24,592**	**$ (265,000)**	**$ (265,000)**

State Controller Schedules County Budget Act January 2010 Edition, revision #1	COUNTY OF KERN Detail of Financing Sources and Financing Uses Governmental Funds Fiscal Year 2013-14	Schedule 9

Budget Unit **2190-PUBLIC DEFENDER**
Function **PUBLIC PROTECTION**
Activity **JUDICIAL**

Detail by Revenue Category and Expenditure Object	Actual 2011-12	Actual 2012-13	CAO Recommended 2013-14	Adopted by the Board of Supervisors 2013-14
1	2	3	4	5
INTERGOVERNMENTAL	$ 1,045,191	$ 1,245,784	$ 1,050,999	$ 1,050,999
CHARGES FOR SERVICES	558,700	790,197	535,000	535,000
MISCELLANEOUS	06	87		
OTHER FINANCING SOURCES	3,476,563	4,438,209	5,393,176	5,393,176
TOTAL REVENUE	**$ 5,080,460**	**$ 6,474,277**	**$ 6,979,175**	**$ 6,979,175**
SALARIES & EMPLOYEE BENEFITS	$ 12,758,427	$ 13,160,323	$ 15,205,405	$ 15,205,405
SERVICES & SUPPLIES	661,804	565,281	958,014	958,014
OTHER CHARGES			237	237
OTHER FINANCING USES			678,912	678,912
TOTAL EXPENDITURES/APPROPRIATIONS	**$ 13,420,231**	**$ 13,725,604**	**$ 16,842,568**	**$ 16,842,568**
NET COST	**$ (8,339,771)**	**$ (7,251,327)**	**$ (9,863,393)**	**$ (9,863,393)**

State Controller Schedules County Budget Act January 2010 Edition, revision #1	COUNTY OF KERN Detail of Financing Sources and Financing Uses Governmental Funds Fiscal Year 2013-14	Schedule 9

Budget Unit **2200-FORENSIC SCIENCES-DIV OF D.A.**
Function **PUBLIC PROTECTION**
Activity **POLICE PROTECTION**

Detail by Revenue Category and Expenditure Object	Actual 2011-12	Actual 2012-13	CAO Recommended 2013-14	Adopted by the Board of Supervisors 2013-14
1	2	3	4	5
FINES AND FORFEITURES	$ 132,554	$ 127,647	$ 120,000	$ 120,000
INTERGOVERNMENTAL	930,960	652,953	214,677	214,677
CHARGES FOR SERVICES	424,656	223,165		
MISCELLANEOUS	29,605	13,969	4,800	4,800
OTHER FINANCING SOURCES	146,409	619,087	657,313	657,313
TOTAL REVENUE	**$ 1,664,184**	**$ 1,636,821**	**$ 996,790**	**$ 996,790**
SALARIES & EMPLOYEE BENEFITS	$ 4,516,591	$ 4,492,337	$ 4,766,097	$ 4,766,097
SERVICES & SUPPLIES	1,556,940	1,932,196	1,941,566	1,941,566
OTHER CHARGES	109,542	96	159	159
CAPITAL ASSETS	396,703	138,468	290,000	290,000
OTHER FINANCING USES			189,166	189,166
EXPENDITURE TRANSFERS & REIMBS	(63,794)	(272,584)		
TOTAL EXPENDITURES/APPROPRIATIONS	**$ 6,515,982**	**$ 6,290,513**	**$ 7,186,988**	**$ 7,186,988**
NET COST	**$ (4,851,798)**	**$ (4,653,692)**	**$ (6,190,198)**	**$ (6,190,198)**

State Controller Schedules County Budget Act January 2010 Edition, revision #1	COUNTY OF KERN Detail of Financing Sources and Financing Uses Governmental Funds Fiscal Year 2013-14	Schedule 9

Budget Unit **2210-SHERIFF**
Function **PUBLIC PROTECTION**
Activity **POLICE PROTECTION**

Detail by Revenue Category and Expenditure Object	Actual 2011-12	Actual 2012-13	CAO Recommended 2013-14	Adopted by the Board of Supervisors 2013-14
1	2	3	4	5
LICENSES AND PERMITS	$ 428,354	$ 476,437	$ 397,100	$ 397,100
FINES AND FORFEITURES	20,493	18,190	14,200	14,200
INTERGOVERNMENTAL	4,407,411	3,486,890	3,458,816	3,458,816
CHARGES FOR SERVICES	15,427,747	12,287,388	12,194,869	12,194,869
MISCELLANEOUS	360,821	240,823	865,413	865,413
OTHER FINANCING SOURCES	53,138,878	70,789,356	76,732,148	76,732,148
TOTAL REVENUE	**$ 73,783,704**	**$ 87,299,084**	**$ 93,662,546**	**$ 93,662,546**
SALARIES & EMPLOYEE BENEFITS	$ 151,933,528	$ 164,409,332	$ 166,696,719	$ 166,696,719
SERVICES & SUPPLIES	24,260,160	25,668,903	36,489,716	36,489,716
OTHER CHARGES	5,242,699	6,863,578	6,067,138	6,067,138
CAPITAL ASSETS	465,898	931,500	981,158	981,158
OTHER FINANCING USES			523,561	523,561
EXPENDITURE TRANSFERS & REIMBS	(440)	(4,256)		
TOTAL EXPENDITURES/APPROPRIATIONS	**$ 181,901,845**	**$ 197,869,057**	**$ 210,758,292**	**$ 210,758,292**
NET COST	**$ (108,118,141)**	**$ (110,569,973)**	**$ (117,095,746)**	**$ (117,095,746)**

State Controller Schedules County Budget Act January 2010 Edition, revision #1	COUNTY OF KERN Detail of Financing Sources and Financing Uses Governmental Funds Fiscal Year 2013-14	Schedule 9

Budget Unit **2211-SHER FAC TRNG FUND**
Function **PUBLIC PROTECTION**
Activity **POLICE PROTECTION**

Detail by Revenue Category and Expenditure Object	Actual 2011-12	Actual 2012-13	CAO Recommended 2013-14	Adopted by the Board of Supervisors 2013-14
1	2	3	4	5
CHARGES FOR SERVICES	$ 217,918	$ 252,142	$ 200,000	$ 200,000
TOTAL REVENUE	**$ 217,918**	**$ 252,142**	**$ 200,000**	**$ 200,000**
OTHER FINANCING USES	$ 215,000	$ 215,000	$ 200,000	$ 200,000
TOTAL EXPENDITURES/APPROPRIATIONS	**$ 215,000**	**$ 215,000**	**$ 200,000**	**$ 200,000**
NET COST	**$ 2,918**	**$ 37,142**	**$**	

State Controller Schedules County Budget Act January 2010 Edition, revision #1	COUNTY OF KERN Detail of Financing Sources and Financing Uses Governmental Funds Fiscal Year 2013-14	Schedule 9

Budget Unit **2212-AUTOMATED FINGERPRINT FUND**
Function **PUBLIC PROTECTION**
Activity **POLICE PROTECTION**

Detail by Revenue Category and Expenditure Object	Actual 2011-12	Actual 2012-13	CAO Recommended 2013-14	Adopted by the Board of Supervisors 2013-14
1	2	3	4	5
FINES AND FORFEITURES	$ 333,007	$ 282,258	$ 250,000	$ 250,000
USE OF MONEY/PROPERTY	13,153	8,546	15,000	15,000
TOTAL REVENUE	**$ 346,160**	**$ 290,804**	**$ 265,000**	**$ 265,000**
OTHER FINANCING USES	$ 430,649	$ 506,422	$ 837,000	$ 837,000
TOTAL EXPENDITURES/APPROPRIATIONS	**$ 430,649**	**$ 506,422**	**$ 837,000**	**$ 837,000**
NET COST	**$ (84,489)**	**$ (215,618)**	**$ (572,000)**	**$ (572,000)**

State Controller Schedules County Budget Act January 2010 Edition, revision #1	COUNTY OF KERN Detail of Financing Sources and Financing Uses Governmental Funds Fiscal Year 2013-14	Schedule 9

Budget Unit **2213-SHERIFF'S-RURAL CRIME TRUST**
Function **PUBLIC PROTECTION**
Activity **POLICE PROTECTION**

Detail by Revenue Category and Expenditure Object	Actual 2011-12	Actual 2012-13	CAO Recommended 2013-14	Adopted by the Board of Supervisors 2013-14
1	2	3	4	5
USE OF MONEY/PROPERTY	$	$	$ 1	$ 1
TOTAL REVENUE	**$**	**$**	**$ 1**	**$ 1**
TOTAL EXPENDITURES/APPROPRIATIONS	**$**	**$**	**$**	**$**
NET COST	**$**	**$**	**$ 1**	**$ 1**

State Controller Schedules County Budget Act January 2010 Edition, revision #1	COUNTY OF KERN Detail of Financing Sources and Financing Uses Governmental Funds Fiscal Year 2013-14	Schedule 9

Budget Unit **2214-SHERIFF'S CAL-ID TRUST FUND**
Function **PUBLIC PROTECTION**
Activity **POLICE PROTECTION**

Detail by Revenue Category and Expenditure Object	Actual 2011-12	Actual 2012-13	CAO Recommended 2013-14	Adopted by the Board of Supervisors 2013-14
1	2	3	4	5
FINES AND FORFEITURES	$ 664,436	$ 818,639	$ 800,000	$ 800,000
USE OF MONEY/PROPERTY	23,211	16,788	20,000	20,000
TOTAL REVENUE	**$ 687,647**	**$ 835,427**	**$ 820,000**	**$ 820,000**
OTHER FINANCING USES	$ 596,356	$ 277,122	$ 1,147,464	$ 1,147,464
TOTAL EXPENDITURES/APPROPRIATIONS	**$ 596,356**	**$ 277,122**	**$ 1,147,464**	**$ 1,147,464**
NET COST	**$ 91,291**	**$ 558,305**	**$ (327,464)**	**$ (327,464)**

State Controller Schedules County Budget Act January 2010 Edition, revision #1	COUNTY OF KERN Detail of Financing Sources and Financing Uses Governmental Funds Fiscal Year 2013-14	Schedule 9

Budget Unit **2215-SHERIFF'S CIVIL SUBPOENAS**
Function **PUBLIC PROTECTION**
Activity **POLICE PROTECTION**

Detail by Revenue Category and Expenditure Object	Actual 2011-12	Actual 2012-13	CAO Recommended 2013-14	Adopted by the Board of Supervisors 2013-14
1	2	3	4	5
MISCELLANEOUS	$ 7,200	$ 10,525	$ 9,000	$ 9,000
TOTAL REVENUE	**$ 7,200**	**$ 10,525**	**$ 9,000**	**$ 9,000**
TOTAL EXPENDITURES/APPROPRIATIONS	**$**	**$**	**$**	**$**
NET COST	**$ 7,200**	**$ 10,525**	**$ 9,000**	**$ 9,000**

State Controller Schedules County Budget Act January 2010 Edition, revision #1	COUNTY OF KERN Detail of Financing Sources and Financing Uses Governmental Funds Fiscal Year 2013-14	Schedule 9

Budget Unit **2216-SHERIFF'S DRUG ABUSE GANG DIVR**
Function **PUBLIC PROTECTION**
Activity **POLICE PROTECTION**

Detail by Revenue Category and Expenditure Object	Actual 2011-12	Actual 2012-13	CAO Recommended 2013-14	Adopted by the Board of Supervisors 2013-14
1	2	3	4	5
USE OF MONEY/PROPERTY	$ 2,212	$ 1,367	$ 1,900	$ 1,900
OTHER FINANCING SOURCES	2,705	6,915	6,000	6,000
TOTAL REVENUE	**$ 4,917**	**$ 8,282**	**$ 7,900**	**$ 7,900**
OTHER FINANCING USES	$ 40,000	$ 40,000	$ 40,000	$ 40,000
TOTAL EXPENDITURES/APPROPRIATIONS	**$ 40,000**	**$ 40,000**	**$ 40,000**	**$ 40,000**
NET COST	**$ (35,083)**	**$ (31,718)**	**$ (32,100)**	**$ (32,100)**

State Controller Schedules County Budget Act January 2010 Edition, revision #1	COUNTY OF KERN Detail of Financing Sources and Financing Uses Governmental Funds Fiscal Year 2013-14	Schedule 9

Budget Unit **2217-SHERIFF'S TRAINING TRUST FUND**
Function **PUBLIC PROTECTION**
Activity **POLICE PROTECTION**

Detail by Revenue Category and Expenditure Object	Actual 2011-12	Actual 2012-13	CAO Recommended 2013-14	Adopted by the Board of Supervisors 2013-14
1	2	3	4	5
USE OF MONEY/PROPERTY	$ 302	$ 155	$ 250	$ 250
CHARGES FOR SERVICES	260			
MISCELLANEOUS	184,491	67,777	140,000	140,000
TOTAL REVENUE	**$ 185,053**	**$ 67,932**	**$ 140,250**	**$ 140,250**
OTHER FINANCING USES	$ 190,000	$ 81,000	$ 100,000	$ 100,000
TOTAL EXPENDITURES/APPROPRIATIONS	**$ 190,000**	**$ 81,000**	**$ 100,000**	**$ 100,000**
NET COST	**$ (4,947)**	**$ (13,068)**	**$ 40,250**	**$ 40,250**

State Controller Schedules County Budget Act January 2010 Edition, revision #1	COUNTY OF KERN Detail of Financing Sources and Financing Uses Governmental Funds Fiscal Year 2013-14	Schedule 9

Budget Unit **2218-SHERIFF-WORK RELEASE TRUST**
Function **PUBLIC PROTECTION**
Activity **POLICE PROTECTION**

Detail by Revenue Category and Expenditure Object	Actual 2011-12	Actual 2012-13	CAO Recommended 2013-14	Adopted by the Board of Supervisors 2013-14
1	2	3	4	5
USE OF MONEY/PROPERTY	$ 3,703	$ 1,557	$ 2,000	$ 2,000
MISCELLANEOUS	497,371	466,452	498,000	498,000
TOTAL REVENUE	**$ 501,074**	**$ 468,009**	**$ 500,000**	**$ 500,000**
OTHER FINANCING USES	$ 650,000	$ 720,000	$ 524,100	$ 524,100
TOTAL EXPENDITURES/APPROPRIATIONS	**$ 650,000**	**$ 720,000**	**$ 524,100**	**$ 524,100**
NET COST	**$ (148,926)**	**$ (251,991)**	**$ (24,100)**	**$ (24,100)**

State Controller Schedules County Budget Act January 2010 Edition, revision #1	COUNTY OF KERN Detail of Financing Sources and Financing Uses Governmental Funds Fiscal Year 2013-14	Schedule 9

Budget Unit **2219-SHERIFF-STATE FORFEITURE TRUST**
Function **PUBLIC PROTECTION**
Activity **POLICE PROTECTION**

Detail by Revenue Category and Expenditure Object	Actual 2011-12	Actual 2012-13	CAO Recommended 2013-14	Adopted by the Board of Supervisors 2013-14
1	2	3	4	5
FINES AND FORFEITURES	$ 18,036	$ 57,545	$ 40,000	$ 40,000
TOTAL REVENUE	**$ 18,036**	**$ 57,545**	**$ 40,000**	**$ 40,000**
OTHER FINANCING USES	$ 2,705	$ 6,915	$ 6,000	$ 6,000
TOTAL EXPENDITURES/APPROPRIATIONS	**$ 2,705**	**$ 6,915**	**$ 6,000**	**$ 6,000**
NET COST	**$ 15,331**	**$ 50,630**	**$ 34,000**	**$ 34,000**

State Controller Schedules County Budget Act January 2010 Edition, revision #1	COUNTY OF KERN Detail of Financing Sources and Financing Uses Governmental Funds Fiscal Year 2013-14	Schedule 9

Budget Unit **2220-SHERIFF'S CIVIL AUTOMATED TRST**
Function **PUBLIC PROTECTION**
Activity **POLICE PROTECTION**

Detail by Revenue Category and Expenditure Object	Actual 2011-12	Actual 2012-13	CAO Recommended 2013-14	Adopted by the Board of Supervisors 2013-14
1	2	3	4	5
USE OF MONEY/PROPERTY	$ 5,809	$ 4,778	$ 5,500	$ 5,500
CHARGES FOR SERVICES	185,425	192,829	200,000	200,000
TOTAL REVENUE	**$ 191,234**	**$ 197,607**	**$ 205,500**	**$ 205,500**
OTHER FINANCING USES	$ 35,170	$ 38,641	$ 43,300	$ 43,300
TOTAL EXPENDITURES/APPROPRIATIONS	**$ 35,170**	**$ 38,641**	**$ 43,300**	**$ 43,300**
NET COST	**$ 156,064**	**$ 158,966**	**$ 162,200**	**$ 162,200**

State Controller Schedules County Budget Act January 2010 Edition, revision #1	COUNTY OF KERN Detail of Financing Sources and Financing Uses Governmental Funds Fiscal Year 2013-14	Schedule 9

Budget Unit **2221-SHERIFFS FIREARMS TRUST FUND**
Function **PUBLIC PROTECTION**
Activity **POLICE PROTECTION**

Detail by Revenue Category and Expenditure Object	Actual 2011-12	Actual 2012-13	CAO Recommended 2013-14	Adopted by the Board of Supervisors 2013-14
1	2	3	4	5
USE OF MONEY/PROPERTY	$ 546	$ 411	$ 500	$ 500
MISCELLANEOUS	6,002	8,461	8,500	8,500
TOTAL REVENUE	**$ 6,548**	**$ 8,872**	**$ 9,000**	**$ 9,000**
OTHER FINANCING USES	$	$ 17,700	$ 5,000	$ 5,000
TOTAL EXPENDITURES/APPROPRIATIONS	**$**	**$ 17,700**	**$ 5,000**	**$ 5,000**
NET COST	**$ 6,548**	**$ (8,828)**	**$ 4,000**	**$ 4,000**

State Controller Schedules County Budget Act January 2010 Edition, revision #1	COUNTY OF KERN Detail of Financing Sources and Financing Uses Governmental Funds Fiscal Year 2013-14	Schedule 9

Budget Unit **2222-SHERIFF-JUDGEMENT DEBTORS FEE**
Function **PUBLIC PROTECTION**
Activity **POLICE PROTECTION**

Detail by Revenue Category and Expenditure Object	Actual 2011-12	Actual 2012-13	CAO Recommended 2013-14	Adopted by the Board of Supervisors 2013-14
1	2	3	4	5
CHARGES FOR SERVICES	$ 184,940	$ 211,988	$ 200,000	$ 200,000
TOTAL REVENUE	**$ 184,940**	**$ 211,988**	**$ 200,000**	**$ 200,000**
OTHER FINANCING USES	$ 100,000	$ 137,026	$ 711,000	$ 711,000
TOTAL EXPENDITURES/APPROPRIATIONS	**$ 100,000**	**$ 137,026**	**$ 711,000**	**$ 711,000**
NET COST	**$ 84,940**	**$ 74,962**	**$ (511,000)**	**$ (511,000)**

State Controller Schedules County Budget Act January 2010 Edition, revision #1	COUNTY OF KERN Detail of Financing Sources and Financing Uses Governmental Funds Fiscal Year 2013-14	Schedule 9

Budget Unit **2223-SHERIFF'S COMM RESOURCES TRUST**
Function **PUBLIC PROTECTION**
Activity **POLICE PROTECTION**

Detail by Revenue Category and Expenditure Object	Actual 2011-12	Actual 2012-13	CAO Recommended 2013-14	Adopted by the Board of Supervisors 2013-14
1	2	3	4	5
USE OF MONEY/PROPERTY	$ 706	$ 419	$ 500	$ 500
TOTAL REVENUE	**$ 706**	**$ 419**	**$ 500**	**$ 500**
OTHER FINANCING USES	$ 13,950	$ 35,321	$ 14,000	$ 14,000
TOTAL EXPENDITURES/APPROPRIATIONS	**$ 13,950**	**$ 35,321**	**$ 14,000**	**$ 14,000**
NET COST	**$ (13,244)**	**$ (34,902)**	**$ (13,500)**	**$ (13,500)**

State Controller Schedules County Budget Act January 2010 Edition, revision #1	COUNTY OF KERN Detail of Financing Sources and Financing Uses Governmental Funds Fiscal Year 2013-14	Schedule 9

Budget Unit **2224-SHERIFF'S VOLUNTEER SERV GRP**
Function **PUBLIC PROTECTION**
Activity **POLICE PROTECTION**

Detail by Revenue Category and Expenditure Object	Actual 2011-12	Actual 2012-13	CAO Recommended 2013-14	Adopted by the Board of Supervisors 2013-14
1	2	3	4	5
MISCELLANEOUS	$ 9,688	$ 13,258	$ 8,000	$ 8,000
TOTAL REVENUE	**$ 9,688**	**$ 13,258**	**$ 8,000**	**$ 8,000**
OTHER FINANCING USES	$ 5,000	$ 8,493	$ 10,000	$ 10,000
TOTAL EXPENDITURES/APPROPRIATIONS	**$ 5,000**	**$ 8,493**	**$ 10,000**	**$ 10,000**
NET COST	**$ 4,688**	**$ 4,765**	**$ (2,000)**	**$ (2,000)**

State Controller Schedules County Budget Act January 2010 Edition, revision #1	COUNTY OF KERN Detail of Financing Sources and Financing Uses Governmental Funds Fiscal Year 2013-14	Schedule 9

Budget Unit **2225-SHER-CONTROLLED SUBTANCE TRST**
Function **PUBLIC PROTECTION**
Activity **POLICE PROTECTION**

Detail by Revenue Category and Expenditure Object	Actual 2011-12	Actual 2012-13	CAO Recommended 2013-14	Adopted by the Board of Supervisors 2013-14
1	2	3	4	5
FINES AND FORFEITURES	$ 13,830	$ 32,977	$ 20,000	$ 20,000
USE OF MONEY/PROPERTY	8,889	5,887	6,000	6,000
TOTAL REVENUE	**$ 22,719**	**$ 38,864**	**$ 26,000**	**$ 26,000**
OTHER FINANCING USES	$ 34,600	$ 403,546	$ 450,000	$ 450,000
TOTAL EXPENDITURES/APPROPRIATIONS	**$ 34,600**	**$ 403,546**	**$ 450,000**	**$ 450,000**
NET COST	**$ (11,881)**	**$ (364,682)**	**$ (424,000)**	**$ (424,000)**

State Controller Schedules County Budget Act January 2010 Edition, revision #1	COUNTY OF KERN Detail of Financing Sources and Financing Uses Governmental Funds Fiscal Year 2013-14	Schedule 9

Budget Unit **2226-SHERIFF'S CAL-MMET TRUST**
Function **PUBLIC PROTECTION**
Activity **POLICE PROTECTION**

Detail by Revenue Category and Expenditure Object	Actual 2011-12	Actual 2012-13	CAO Recommended 2013-14	Adopted by the Board of Supervisors 2013-14
1	2	3	4	5
USE OF MONEY/PROPERTY	$ 105	$ 88	$ 90	$ 90
TOTAL REVENUE	**$ 105**	**$ 88**	**$ 90**	**$ 90**
TOTAL EXPENDITURES/APPROPRIATIONS	**$**	**$**	**$**	**$**
NET COST	**$ 105**	**$ 88**	**$ 90**	**$ 90**

State Controller Schedules County Budget Act January 2010 Edition, revision #1	COUNTY OF KERN Detail of Financing Sources and Financing Uses Governmental Funds Fiscal Year 2013-14	Schedule 9

Budget Unit **2227-HIDTA-STATE ASSET FORFEIT TRUS**
Function **PUBLIC PROTECTION**
Activity **POLICE PROTECTION**

Detail by Revenue Category and Expenditure Object	Actual 2011-12	Actual 2012-13	CAO Recommended 2013-14	Adopted by the Board of Supervisors 2013-14
1	2	3	4	5
USE OF MONEY/PROPERTY	$ 1,215	$ 800	$ 1,000	$ 1,000
TOTAL REVENUE	**$ 1,215**	**$ 800**	**$ 1,000**	**$ 1,000**
OTHER FINANCING USES	$	$ 61,200	$	$
TOTAL EXPENDITURES/APPROPRIATIONS	**$**	**$ 61,200**	**$**	**$**
NET COST	**$ 1,215**	**$ (60,400)**	**$ 1,000**	**$ 1,000**

State Controller Schedules County Budget Act January 2010 Edition, revision #1	COUNTY OF KERN Detail of Financing Sources and Financing Uses Governmental Funds Fiscal Year 2013-14	Schedule 9

Budget Unit **2228-CAL-MMET-STATE ASSET FOREIT**
Function **PUBLIC PROTECTION**
Activity **POLICE PROTECTION**

Detail by Revenue Category and Expenditure Object	Actual 2011-12	Actual 2012-13	CAO Recommended 2013-14	Adopted by the Board of Supervisors 2013-14
1	2	3	4	5
FINES AND FORFEITURES	$ 107,952	$ 211,462	$ 100,000	$ 100,000
USE OF MONEY/PROPERTY	6,405	4,811	5,500	5,500
TOTAL REVENUE	**$ 114,357**	**$ 216,273**	**$ 105,500**	**$ 105,500**
OTHER FINANCING USES	$	$ 252,636	$ 300,000	$ 300,000
TOTAL EXPENDITURES/APPROPRIATIONS	**$**	**$ 252,636**	**$ 300,000**	**$ 300,000**
NET COST	**$ 114,357**	**$ (36,363)**	**$ (194,500)**	**$ (194,500)**

State Controller Schedules County Budget Act January 2010 Edition, revision #1	COUNTY OF KERN Detail of Financing Sources and Financing Uses Governmental Funds Fiscal Year 2013-14	Schedule 9

Budget Unit **2229-HIGH TECH EQUIPMENT TRUST**
Function **PUBLIC PROTECTION**
Activity **POLICE PROTECTION**

Detail by Revenue Category and Expenditure Object	Actual 2011-12	Actual 2012-13	CAO Recommended 2013-14	Adopted by the Board of Supervisors 2013-14
1	2	3	4	5
USE OF MONEY/PROPERTY	$ 31	$ 22	$ 30	$ 30
TOTAL REVENUE	**$ 31**	**$ 22**	**$ 30**	**$ 30**
TOTAL EXPENDITURES/APPROPRIATIONS	**$**	**$**	**$**	**$**
NET COST	**$ 31**	**$ 22**	**$ 30**	**$ 30**

State Controller Schedules County Budget Act January 2010 Edition, revision #1	COUNTY OF KERN Detail of Financing Sources and Financing Uses Governmental Funds Fiscal Year 2013-14	Schedule 9

Budget Unit **2230-INMATE WELF-SHER CORRECTION FC**
Function **PUBLIC PROTECTION**
Activity **POLICE PROTECTION**

Detail by Revenue Category and Expenditure Object	Actual 2011-12	Actual 2012-13	CAO Recommended 2013-14	Adopted by the Board of Supervisors 2013-14
1	2	3	4	5
USE OF MONEY/PROPERTY	$ 54,220	$ 34,154	$ 30,000	$ 30,000
MISCELLANEOUS	3,328,474	2,667,211	3,300,000	3,300,000
TOTAL REVENUE	**$ 3,382,694**	**$ 2,701,365**	**$ 3,330,000**	**$ 3,330,000**
OTHER FINANCING USES	$ 3,316,683	$ 3,627,991	$ 4,102,770	$ 4,102,770
TOTAL EXPENDITURES/APPROPRIATIONS	**$ 3,316,683**	**$ 3,627,991**	**$ 4,102,770**	**$ 4,102,770**
NET COST	**$ 66,011**	**$ (926,626)**	**$ (772,770)**	**$ (772,770)**

State Controller Schedules County Budget Act January 2010 Edition, revision #1	COUNTY OF KERN Detail of Financing Sources and Financing Uses Governmental Funds Fiscal Year 2013-14	Schedule 9

Budget Unit **2231-KNET SPC ASSET FORFEITURE REV**
Function **PUBLIC PROTECTION**
Activity **POLICE PROTECTION**

Detail by Revenue Category and Expenditure Object	Actual 2011-12	Actual 2012-13	CAO Recommended 2013-14	Adopted by the Board of Supervisors 2013-14
1	2	3	4	5
FINES AND FORFEITURES	$ 15,485	$ 64,350	$ 20,000	$ 20,000
USE OF MONEY/PROPERTY	1,229	729	700	700
TOTAL REVENUE	**$ 16,714**	**$ 65,079**	**$ 20,700**	**$ 20,700**
OTHER FINANCING USES	$	$ 46,774	$	$
TOTAL EXPENDITURES/APPROPRIATIONS	**$**	**$ 46,774**	**$**	**$**
NET COST	**$ 16,714**	**$ 18,305**	**$ 20,700**	**$ 20,700**

State Controller Schedules County Budget Act January 2010 Edition, revision #1	COUNTY OF KERN Detail of Financing Sources and Financing Uses Governmental Funds Fiscal Year 2013-14	Schedule 9

Budget Unit **2300-COUNTY LOCAL REVENUE 2011 PS**
Function **PUBLIC PROTECTION**
Activity **POLICE PROTECTION**

Detail by Revenue Category and Expenditure Object	Actual 2011-12	Actual 2012-13	CAO Recommended 2013-14	Adopted by the Board of Supervisors 2013-14
1	2	3	4	5
INTERGOVERNMENTAL	$ 36,244,681	$ 51,217,501	$ 55,075,264	$ 55,075,264
OTHER FINANCING SOURCES		200,000		
TOTAL REVENUE	**$ 36,244,681**	**$ 51,417,501**	**$ 55,075,264**	**$ 55,075,264**
SERVICES & SUPPLIES	$	$ 274,962	$ 760,667	$ 760,667
OTHER CHARGES	1,434,520	1,856,339	1,550,029	1,550,029
OTHER FINANCING USES	27,579,577	50,315,914	57,086,778	57,086,778
TOTAL EXPENDITURES/APPROPRIATIONS	**$ 29,014,097**	**$ 52,447,215**	**$ 59,397,474**	**$ 59,397,474**
NET COST	**$ 7,230,584**	**$ (1,029,714)**	**$ (4,322,210)**	**$ (4,322,210)**

State Controller Schedules County Budget Act January 2010 Edition, revision #1	COUNTY OF KERN Detail of Financing Sources and Financing Uses Governmental Funds Fiscal Year 2013-14	Schedule 9

Budget Unit **2340-PROBATION**
Function **PUBLIC PROTECTION**
Activity **DETENTION & CORRECTION**

Detail by Revenue Category and Expenditure Object	Actual 2011-12	Actual 2012-13	CAO Recommended 2013-14	Adopted by the Board of Supervisors 2013-14
1	2	3	4	5
FINES AND FORFEITURES	$ 2,090	$ 1,286	$ 800	$ 800
USE OF MONEY/PROPERTY	9,634	9,634	9,800	9,800
INTERGOVERNMENTAL	12,903,208	11,442,503	10,747,407	10,747,407
CHARGES FOR SERVICES	1,724,851	1,552,146	1,463,368	1,463,368
MISCELLANEOUS	22,232	22,765	132,395	132,395
OTHER FINANCING SOURCES	21,941,145	34,447,619	37,423,605	37,423,605
TOTAL REVENUE	**$ 36,603,160**	**$ 47,475,953**	**$ 49,777,375**	**$ 49,777,375**
SALARIES & EMPLOYEE BENEFITS	$ 57,468,387	$ 63,297,044	$ 72,435,669	$ 72,435,669
SERVICES & SUPPLIES	6,364,649	8,153,670	9,609,527	9,609,527
OTHER CHARGES	748,756	443,520	885,497	885,497
CAPITAL ASSETS		558,148	960,000	960,000
OTHER FINANCING USES	41,277	54,481	785,225	785,225
EXPENDITURE TRANSFERS & REIMBS	(3,431)	(2,669)	(4,000)	(4,000)
TOTAL EXPENDITURES/APPROPRIATIONS	**$ 64,619,638**	**$ 72,504,194**	**$ 84,671,918**	**$ 84,671,918**
NET COST	**$ (28,016,478)**	**$ (25,028,241)**	**$ (34,894,543)**	**$ (34,894,543)**

State Controller Schedules County Budget Act January 2010 Edition, revision #1	COUNTY OF KERN Detail of Financing Sources and Financing Uses Governmental Funds Fiscal Year 2013-14	Schedule 9

Budget Unit **2341-PROBATION TRAINING FUND**
Function **PUBLIC PROTECTION**
Activity **DETENTION & CORRECTION**

Detail by Revenue Category and Expenditure Object	Actual 2011-12	Actual 2012-13	CAO Recommended 2013-14	Adopted by the Board of Supervisors 2013-14
1	2	3	4	5
INTERGOVERNMENTAL	$ 238,565	$ 283,961	$ 273,350	$ 273,350
TOTAL REVENUE	**$ 238,565**	**$ 283,961**	**$ 273,350**	**$ 273,350**
OTHER FINANCING USES	$ 222,560	$ 248,388	$ 273,350	$ 273,350
TOTAL EXPENDITURES/APPROPRIATIONS	**$ 222,560**	**$ 248,388**	**$ 273,350**	**$ 273,350**
NET COST	**$ 16,005**	**$ 35,573**	**$**	

State Controller Schedules County Budget Act January 2010 Edition, revision #1	COUNTY OF KERN Detail of Financing Sources and Financing Uses Governmental Funds Fiscal Year 2013-14	Schedule 9

Budget Unit **2342-PROBATION DJJ REALIGNMENT FUND**
Function **PUBLIC PROTECTION**
Activity **DETENTION & CORRECTION**

Detail by Revenue Category and Expenditure Object	Actual 2011-12	Actual 2012-13	CAO Recommended 2013-14	Adopted by the Board of Supervisors 2013-14
1	2	3	4	5
USE OF MONEY/PROPERTY	$ 11,654	$ 8,431	$ 8,000	$ 8,000
OTHER FINANCING SOURCES	2,630,495	3,417,896	3,192,000	3,192,000
TOTAL REVENUE	**$ 2,642,149**	**$ 3,426,327**	**$ 3,200,000**	**$ 3,200,000**
OTHER FINANCING USES	$ 2,669,850	$ 3,735,585	$ 3,200,000	$ 3,200,000
TOTAL EXPENDITURES/APPROPRIATIONS	**$ 2,669,850**	**$ 3,735,585**	**$ 3,200,000**	**$ 3,200,000**
NET COST	**$ (27,701)**	**$ (309,258)**	**$**	

State Controller Schedules County Budget Act January 2010 Edition, revision #1	COUNTY OF KERN Detail of Financing Sources and Financing Uses Governmental Funds Fiscal Year 2013-14	Schedule 9

Budget Unit **2343-PROBATION ASSET FORFEITURE TR**
Function **PUBLIC PROTECTION**
Activity **DETENTION & CORRECTION**

Detail by Revenue Category and Expenditure Object	Actual 2011-12	Actual 2012-13	CAO Recommended 2013-14	Adopted by the Board of Supervisors 2013-14
1	2	3	4	5
FINES AND FORFEITURES	$ 4,158	$ 10,719	$	$
USE OF MONEY/PROPERTY	455	309	400	400
TOTAL REVENUE	**$ 4,613**	**$ 11,028**	**$ 400**	**$ 400**
TOTAL EXPENDITURES/APPROPRIATIONS	**$**	**$**	**$**	**$**
NET COST	**$ 4,613**	**$ 11,028**	**$ 400**	**$ 400**

State Controller Schedules County Budget Act January 2010 Edition, revision #1	COUNTY OF KERN Detail of Financing Sources and Financing Uses Governmental Funds Fiscal Year 2013-14	Schedule 9

Budget Unit **2344-JUVENILE INMATE WELFARE FUND**
Function **PUBLIC PROTECTION**
Activity **DETENTION & CORRECTION**

Detail by Revenue Category and Expenditure Object	Actual 2011-12	Actual 2012-13	CAO Recommended 2013-14	Adopted by the Board of Supervisors 2013-14
1	2	3	4	5
USE OF MONEY/PROPERTY	$ 17,915	$ 15,700	$ 15,000	$ 15,000
TOTAL REVENUE	**$ 17,915**	**$ 15,700**	**$ 15,000**	**$ 15,000**
OTHER FINANCING USES	$	$	$ 25,000	$ 25,000
TOTAL EXPENDITURES/APPROPRIATIONS	**$**	**$**	**$ 25,000**	**$ 25,000**
NET COST	**$ 17,915**	**$ 15,700**	**$ (10,000)**	**$ (10,000)**

State Controller Schedules County Budget Act January 2010 Edition, revision #1	COUNTY OF KERN Detail of Financing Sources and Financing Uses Governmental Funds Fiscal Year 2013-14	Schedule 9

Budget Unit **2346 - COMM CORR PERFORMNCE INCENT**
Function **PUBLIC PROTECTION**
Activity **DETENTION & CORRECTION**

Detail by Revenue Category and Expenditure Object	Actual 2011-12	Actual 2012-13	CAO Recommended 2013-14	Adopted by the Board of Supervisors 2013-14
1	2	3	4	5
USE OF MONEY/PROPERTY	$ 5,036	$ 1,897	$	$
INTERGOVERNMENTAL	964,475	200,000		
TOTAL REVENUE	**$ 969,511**	**$ 201,897**	**$**	**$**
OTHER FINANCING USES	$ 954,659	$ 200,000	$	$
TOTAL EXPENDITURES/APPROPRIATIONS	**$ 954,659**	**$ 200,000**	**$**	**$**
NET COST	**$ 14,852**	**$ 1,897**	**$**	**$**

State Controller Schedules County Budget Act January 2010 Edition, revision #1	COUNTY OF KERN Detail of Financing Sources and Financing Uses Governmental Funds Fiscal Year 2013-14	Schedule 9

Budget Unit **2414 -APPROP FR CONT- STRUCTRAL FIRE**
Function **PUBLIC PROTECTION**
Activity **FIRE PROTECTION**

Detail by Revenue Category and Expenditure Object	Actual 2011-12	Actual 2012-13	CAO Recommended 2013-14	Adopted by the Board of Supervisors 2013-14
1	2	3	4	5
TOTAL REVENUE	**$**	**$**	**$**	**$**
APPROPRIATION FR CONTINGENCIES	$	$	$ 250,000	$ 250,000
TOTAL EXPENDITURES/APPROPRIATIONS	**$**	**$**	**$ 250,000**	**$ 250,000**
NET COST	**$**	**$**	**$ (250,000)**	**$ (250,000)**

State Controller Schedules County Budget Act January 2010 Edition, revision #1	COUNTY OF KERN Detail of Financing Sources and Financing Uses Governmental Funds Fiscal Year 2013-14	Schedule 9

Budget Unit **2415-FIRE DEPARTMENT**
Function **PUBLIC PROTECTION**
Activity **FIRE PROTECTION**

Detail by Revenue Category and Expenditure Object	Actual 2011-12	Actual 2012-13	CAO Recommended 2013-14	Adopted by the Board of Supervisors 2013-14
1	2	3	4	5
LICENSES AND PERMITS	$ 377,879	$ 446,305	$ 350,000	$ 350,000
FINES AND FORFEITURES	1,040	1,210	30,000	30,000
USE OF MONEY/PROPERTY	(65,588)	(33)		
INTERGOVERNMENTAL	5,941,248	5,176,800	3,208,000	3,208,000
CHARGES FOR SERVICES	22,156,174	22,404,246	21,575,079	21,575,079
MISCELLANEOUS	102,193	15,195	402,450	402,450
OTHER FINANCING SOURCES	22,095,107	30,716,898	28,065,250	28,065,250
TOTAL REVENUE	**$ 50,608,053**	**$ 58,760,621**	**$ 53,630,779**	**$ 53,630,779**
SALARIES & EMPLOYEE BENEFITS	$ 108,917,357	$ 119,074,515	$ 120,716,236	$ 120,716,236
SERVICES & SUPPLIES	10,387,308	10,693,952	11,874,209	11,874,209
OTHER CHARGES	6,269,714	7,672,457	8,261,272	8,261,272
CAPITAL ASSETS	1,689,467	1,324,540	1,477,100	1,477,100
OTHER FINANCING USES			1,537,646	1,537,646
TOTAL EXPENDITURES/APPROPRIATIONS	**$ 127,263,846**	**$ 138,765,464**	**$ 143,866,463**	**$ 143,866,463**
NET COST	**$ (76,655,793)**	**$ (80,004,843)**	**$ (90,235,684)**	**$ (90,235,684)**

State Controller Schedules County Budget Act January 2010 Edition, revision #1	COUNTY OF KERN Detail of Financing Sources and Financing Uses Governmental Funds Fiscal Year 2013-14	Schedule 9

Budget Unit **2416-CONTRIBUTION FOR FIRE**
Function **PUBLIC PROTECTION**
Activity **FIRE PROTECTION**

Detail by Revenue Category and Expenditure Object	Actual 2011-12	Actual 2012-13	CAO Recommended 2013-14	Adopted by the Board of Supervisors 2013-14
1	2	3	4	5
TOTAL REVENUE	**$**	**$**	**$**	**$**
OTHER FINANCING USES	$ 14,881,078	$ 21,381,078	$ 19,381,078	$ 19,381,078
TOTAL EXPENDITURES/APPROPRIATIONS	**$ 14,881,078**	**$ 21,381,078**	**$ 19,381,078**	**$ 19,381,078**
NET COST	**$ (14,881,078)**	**$ (21,381,078)**	**$ (19,381,078)**	**$ (19,381,078)**

State Controller Schedules County Budget Act January 2010 Edition, revision #1	COUNTY OF KERN Detail of Financing Sources and Financing Uses Governmental Funds Fiscal Year 2013-14	Schedule 9

Budget Unit **2417-TRUCK 21 REPLACEMENT TRUST**
Function **PUBLIC PROTECTION**
Activity **FIRE PROTECTION**

Detail by Revenue Category and Expenditure Object	Actual 2011-12	Actual 2012-13	CAO Recommended 2013-14	Adopted by the Board of Supervisors 2013-14
1	2	3	4	5
USE OF MONEY/PROPERTY	$ 28	$ 20	$ 20	$ 20
TOTAL REVENUE	**$ 28**	**$ 20**	**$ 20**	**$ 20**
TOTAL EXPENDITURES/APPROPRIATIONS	**$**	**$**	**$**	**$**
NET COST	**$ 28**	**$ 20**	**$ 20**	**$ 20**

State Controller Schedules County Budget Act January 2010 Edition, revision #1	COUNTY OF KERN Detail of Financing Sources and Financing Uses Governmental Funds Fiscal Year 2013-14	Schedule 9

Budget Unit **2418-FIXED WING AIRCRAFT TRUST**
Function **PUBLIC PROTECTION**
Activity **FIRE PROTECTION**

Detail by Revenue Category and Expenditure Object	Actual 2011-12	Actual 2012-13	CAO Recommended 2013-14	Adopted by the Board of Supervisors 2013-14
1	2	3	4	5
USE OF MONEY/PROPERTY	$ 1,325	$ 847	$ 500	$ 500
CHARGES FOR SERVICES	202,988			
TOTAL REVENUE	**$ 204,313**	**$ 847**	**$ 500**	**$ 500**
OTHER FINANCING USES	$ 150,000	$ 162,000	$ 52,000	$ 52,000
TOTAL EXPENDITURES/APPROPRIATIONS	**$ 150,000**	**$ 162,000**	**$ 52,000**	**$ 52,000**
NET COST	**$ 54,313**	**$ (161,153)**	**$ (51,500)**	**$ (51,500)**

State Controller Schedules County Budget Act January 2010 Edition, revision #1	COUNTY OF KERN Detail of Financing Sources and Financing Uses Governmental Funds Fiscal Year 2013-14	Schedule 9

Budget Unit **2419-VEHICLE/APPARATUS TRUST**
Function **PUBLIC PROTECTION**
Activity **FIRE PROTECTION**

Detail by Revenue Category and Expenditure Object	Actual 2011-12	Actual 2012-13	CAO Recommended 2013-14	Adopted by the Board of Supervisors 2013-14
1	2	3	4	5
USE OF MONEY/PROPERTY	$ 4,525	$ 3,494	$	$
OTHER FINANCING SOURCES	87,291	132,037		$
TOTAL REVENUE	**$ 91,816**	**$ 135,531**	**$**	**$**
OTHER FINANCING USES	$	$ 650,000	$	$
TOTAL EXPENDITURES/APPROPRIATIONS	**$**	**$ 650,000**	**$**	**$**
NET COST	**$ 91,816**	**$ (514,469)**	**$**	**$**

State Controller Schedules County Budget Act January 2010 Edition, revision #1	COUNTY OF KERN Detail of Financing Sources and Financing Uses Governmental Funds Fiscal Year 2013-14	Schedule 9

Budget Unit **2420-FIREWORKS VIOLATIONS TRUST**
Function **PUBLIC PROTECTION**
Activity **FIRE PROTECTION**

Detail by Revenue Category and Expenditure Object	Actual 2011-12	Actual 2012-13	CAO Recommended 2013-14	Adopted by the Board of Supervisors 2013-14
1	2	3	4	5
FINES AND FORFEITURES	$ 31,115	$ 37,190	$ 25,000	$ 25,000
USE OF MONEY/PROPERTY	144	195	200	200
TOTAL REVENUE	**$ 31,259**	**$ 37,385**	**$ 25,200**	**$ 25,200**
OTHER FINANCING USES	$ 7,034	$ 3,955	$ 25,000	$ 25,000
TOTAL EXPENDITURES/APPROPRIATIONS	**$ 7,034**	**$ 3,955**	**$ 25,000**	**$ 25,000**
NET COST	**$ 24,225**	**$ 33,430**	**$ 200**	**$ 200**

State Controller Schedules County Budget Act January 2010 Edition, revision #1	COUNTY OF KERN Detail of Financing Sources and Financing Uses Governmental Funds Fiscal Year 2013-14	Schedule 9

Budget Unit **2421-FIRE DEPT DONATIONS TRUST**
Function **PUBLIC PROTECTION**
Activity **FIRE PROTECTION**

Detail by Revenue Category and Expenditure Object	Actual 2011-12	Actual 2012-13	CAO Recommended 2013-14	Adopted by the Board of Supervisors 2013-14
1	2	3	4	5
USE OF MONEY/PROPERTY	$ 636	$ 460	$ 600	$ 600
MISCELLANEOUS	1,785	3,766		
TOTAL REVENUE	**$ 2,421**	**$ 4,226**	**$ 600**	**$ 600**
OTHER FINANCING USES	$	$ 6,000	$ 10,000	$ 10,000
TOTAL EXPENDITURES/APPROPRIATIONS	**$**	**$ 6,000**	**$ 10,000**	**$ 10,000**
NET COST	**$ 2,421**	**$ (1,774)**	**$ (9,400)**	**$ (9,400)**

State Controller Schedules County Budget Act January 2010 Edition, revision #1	COUNTY OF KERN Detail of Financing Sources and Financing Uses Governmental Funds Fiscal Year 2013-14	Schedule 9

Budget Unit **2422-STATE FIRE TRUST FUND**
Function **PUBLIC PROTECTION**
Activity **FIRE PROTECTION**

Detail by Revenue Category and Expenditure Object	Actual 2011-12	Actual 2012-13	CAO Recommended 2013-14	Adopted by the Board of Supervisors 2013-14
1	2	3	4	5
USE OF MONEY/PROPERTY	$ 26,500	$ 11,900	$ 10,000	$ 10,000
CHARGES FOR SERVICES	135,611	202,897		
TOTAL REVENUE	**$ 162,111**	**$ 214,797**	**$ 10,000**	**$ 10,000**
OTHER FINANCING USES	$ 504,000	$	$ 1,100,000	$ 1,100,000
TOTAL EXPENDITURES/APPROPRIATIONS	**$ 504,000**	**$**	**$ 1,100,000**	**$ 1,100,000**
NET COST	**$ (341,889)**	**$ 214,797**	**$ (1,090,000)**	**$ (1,090,000)**

State Controller Schedules County Budget Act January 2010 Edition, revision #1	COUNTY OF KERN Detail of Financing Sources and Financing Uses Governmental Funds Fiscal Year 2013-14	Schedule 9

Budget Unit **2423-FIRE-HAZARD REDUCTION**
Function **PUBLIC PROTECTION**
Activity **FIRE PROTECTION**

Detail by Revenue Category and Expenditure Object	Actual 2011-12	Actual 2012-13	CAO Recommended 2013-14	Adopted by the Board of Supervisors 2013-14
1	2	3	4	5
USE OF MONEY/PROPERTY	$ 6,415	$ 5,579	$ 10,000	$ 10,000
CHARGES FOR SERVICES	1,076,676	399,580	90,000	90,000
OTHER FINANCING SOURCES	10,100			
TOTAL REVENUE	**$ 1,093,191**	**$ 405,159**	**$ 100,000**	**$ 100,000**
OTHER FINANCING USES	$ 500,000	$ 1,002,570	$ 775,000	$ 775,000
TOTAL EXPENDITURES/APPROPRIATIONS	**$ 500,000**	**$ 1,002,570**	**$ 775,000**	**$ 775,000**
NET COST	**$ 593,191**	**$ (597,411)**	**$ (675,000)**	**$ (675,000)**

State Controller Schedules County Budget Act January 2010 Edition, revision #1	COUNTY OF KERN Detail of Financing Sources and Financing Uses Governmental Funds Fiscal Year 2013-14	Schedule 9

Budget Unit **2425-FIRE-HELICOPTER OPERATIONS**
Function **PUBLIC PROTECTION**
Activity **FIRE PROTECTION**

Detail by Revenue Category and Expenditure Object	Actual 2011-12	Actual 2012-13	CAO Recommended 2013-14	Adopted by the Board of Supervisors 2013-14
1	2	3	4	5
USE OF MONEY/PROPERTY	$ 12,948	$ 5,157	$ 18,000	$ 18,000
CHARGES FOR SERVICES	448,642	616,452	375,000	375,000
TOTAL REVENUE	**$ 461,590**	**$ 621,609**	**$ 393,000**	**$ 393,000**
OTHER FINANCING USES	$ 1,200,000	$ 760,950	$ 560,000	$ 560,000
TOTAL EXPENDITURES/APPROPRIATIONS	**$ 1,200,000**	**$ 760,950**	**$ 560,000**	**$ 560,000**
NET COST	**$ (738,410)**	**$ (139,341)**	**$ (167,000)**	**$ (167,000)**

State Controller Schedules County Budget Act January 2010 Edition, revision #1	COUNTY OF KERN Detail of Financing Sources and Financing Uses Governmental Funds Fiscal Year 2013-14	Schedule 9

Budget Unit **2426-MOBILE FIRE KITCHEN TRUST FUND**
Function **PUBLIC PROTECTION**
Activity **FIRE PROTECTION**

Detail by Revenue Category and Expenditure Object	Actual 2011-12	Actual 2012-13	CAO Recommended 2013-14	Adopted by the Board of Supervisors 2013-14
1	2	3	4	5
USE OF MONEY/PROPERTY	$ 24	$ 16	$ 20	$ 20
TOTAL REVENUE	**$ 24**	**$ 16**	**$ 20**	**$ 20**
TOTAL EXPENDITURES/APPROPRIATIONS	**$**	**$**	**$**	**$**
NET COST	**$ 24**	**$ 16**	**$ 20**	**$ 20**

State Controller Schedules County Budget Act January 2010 Edition, revision #1	COUNTY OF KERN Detail of Financing Sources and Financing Uses Governmental Funds Fiscal Year 2013-14	Schedule 9

Budget Unit **2610-DEPT OF AG & MEASUR STANDARD**
Function **PUBLIC PROTECTION**
Activity **PROTECTIVE INSPECTION**

Detail by Revenue Category and Expenditure Object	Actual 2011-12	Actual 2012-13	CAO Recommended 2013-14	Adopted by the Board of Supervisors 2013-14
1	2	3	4	5
LICENSES AND PERMITS	$ 23,220	$ 25,595	$ 22,550	$ 22,550
FINES AND FORFEITURES	33,438	41,939	26,100	26,100
INTERGOVERNMENTAL	3,023,709	3,021,683	2,850,762	2,850,762
CHARGES FOR SERVICES	2,202,636	2,082,218	2,040,295	2,040,295
MISCELLANEOUS	906	816	100	100
TOTAL REVENUE	**$ 5,283,909**	**$ 5,172,251**	**$ 4,939,807**	**$ 4,939,807**
SALARIES & EMPLOYEE BENEFITS	$ 5,354,676	$ 5,725,256	$ 5,375,095	$ 5,375,095
SERVICES & SUPPLIES	899,754	840,827	1,020,983	1,020,983
OTHER CHARGES	131	169	2,701	2,701
CAPITAL ASSETS	27,604			
OTHER FINANCING USES			754,896	754,896
TOTAL EXPENDITURES/APPROPRIATIONS	**$ 6,282,165**	**$ 6,566,252**	**$ 7,153,675**	**$ 7,153,675**
NET COST	**$ (998,256)**	**$ (1,394,001)**	**$ (2,213,868)**	**$ (2,213,868)**

State Controller Schedules County Budget Act January 2010 Edition, revision #1	COUNTY OF KERN Detail of Financing Sources and Financing Uses Governmental Funds Fiscal Year 2013-14	Schedule 9

Budget Unit **2620-CODE COMPLIANCE**
Function **PUBLIC PROTECTION**
Activity **PROTECTIVE INSPECTION**

Detail by Revenue Category and Expenditure Object	Actual 2011-12	Actual 2012-13	CAO Recommended 2013-14	Adopted by the Board of Supervisors 2013-14
1	2	3	4	5
CHARGES FOR SERVICES	$ 407,863	$ 285,560	$ 480,048	$ 480,048
MISCELLANEOUS	255	2,999	1,035	1,035
OTHER FINANCING SOURCES	33,042	130,639	90,000	90,000
TOTAL REVENUE	**$ 441,160**	**$ 419,198**	**$ 571,083**	**$ 571,083**
SALARIES & EMPLOYEE BENEFITS	$ 826,749	$ 927,483	$ 1,135,092	$ 1,135,092
SERVICES & SUPPLIES	445,747	550,028	680,364	680,364
OTHER CHARGES	18	16	22	22
CAPITAL ASSETS		19,862	30,138	30,138
OTHER FINANCING USES			84,867	84,867
TOTAL EXPENDITURES/APPROPRIATIONS	**$ 1,272,514**	**$ 1,497,389**	**$ 1,930,483**	**$ 1,930,483**
NET COST	**$ (831,354)**	**$ (1,078,191)**	**$ (1,359,400)**	**$ (1,359,400)**

State Controller Schedules County Budget Act January 2010 Edition, revision #1	COUNTY OF KERN Detail of Financing Sources and Financing Uses Governmental Funds Fiscal Year 2013-14	Schedule 9

Budget Unit **2623-ABATEMENT COST**
Function **PUBLIC PROTECTION**
Activity **PROTECTIVE INSPECTION**

Detail by Revenue Category and Expenditure Object	Actual 2011-12	Actual 2012-13	CAO Recommended 2013-14	Adopted by the Board of Supervisors 2013-14
1	2	3	4	5
TAXES	$ 3,778	$ 26,732	$ 41,707	$ 41,707
FINES AND FORFEITURES		7,303		
USE OF MONEY/PROPERTY	20			
CHARGES FOR SERVICES	(3.00)			
TOTAL REVENUE	**$ 3,795**	**$ 34,035**	**$ 41,707**	**$ 41,707**
OTHER FINANCING USES	$ 81,844	$ 134,444	$ 90,000	$ 90,000
TOTAL EXPENDITURES/APPROPRIATIONS	**$ 81,844**	**$ 134,444**	**$ 90,000**	**$ 90,000**
NET COST	**$ (78,049)**	**$ (100,409)**	**$ (48,293)**	**$ (48,293)**

State Controller Schedules County Budget Act January 2010 Edition, revision #1	COUNTY OF KERN Detail of Financing Sources and Financing Uses Governmental Funds Fiscal Year 2013-14	Schedule 9

Budget Unit **2625-BUILDING INSPECTION**
Function **PUBLIC PROTECTION**
Activity **PROTECTIVE INSPECTION**

Detail by Revenue Category and Expenditure Object	Actual 2011-12	Actual 2012-13	CAO Recommended 2013-14	Adopted by the Board of Supervisors 2013-14
1	2	3	4	5
LICENSES AND PERMITS	$ 9,503,522	$ 6,527,707	$ 4,204,000	$ 4,204,000
USE OF MONEY/PROPERTY	81,918	66,067	72,000	72,000
CHARGES FOR SERVICES		50	50	50
MISCELLANEOUS	14,873	27,708	12,560	12,560
OTHER FINANCING SOURCES	7,823	6,421	8,400	8,400
TOTAL REVENUE	**$ 9,608,136**	**$ 6,627,953**	**$ 4,297,010**	**$ 4,297,010**
APPROPRIATION FR CONTINGENCIES	$	$	$ 550,000	$ 550,000
SALARIES & EMPLOYEE BENEFITS	2,709,645	2,901,285	4,578,457	4,578,457
SERVICES & SUPPLIES	542,630	677,817	1,042,958	1,042,958
OTHER CHARGES	1,319,079	1,145,747	1,310,781	1,310,781
CAPITAL ASSETS	5,678	406,588	619,750	619,750
OTHER FINANCING USES		87,784		
TOTAL EXPENDITURES/APPROPRIATIONS	**$ 4,577,032**	**$ 5,219,221**	**$ 8,101,946**	**$ 8,101,946**
NET COST	**$ 5,031,104**	**$ 1,408,732**	**$ (3,804,936)**	**$ (3,804,936)**

State Controller Schedules County Budget Act January 2010 Edition, revision #1	COUNTY OF KERN Detail of Financing Sources and Financing Uses Governmental Funds Fiscal Year 2013-14	Schedule 9

Budget Unit **2626-STRONG MOT INSTRUMENTATION TR**
Function **PUBLIC PROTECTION**
Activity **PROTECTIVE INSPECTION**

Detail by Revenue Category and Expenditure Object	Actual 2011-12	Actual 2012-13	CAO Recommended 2013-14	Adopted by the Board of Supervisors 2013-14
1	2	3	4	5
LICENSES AND PERMITS	$ 351,727	$ 92,320	$ 72,824	$ 72,824
TOTAL REVENUE	**$ 351,727**	**$ 92,320**	**$ 72,824**	**$ 72,824**
SERVICES & SUPPLIES	$ 191,885	$ 242,899	$ 66,650	$ 66,650
TOTAL EXPENDITURES/APPROPRIATIONS	**$ 191,885**	**$ 242,899**	**$ 66,650**	**$ 66,650**
NET COST	**$ 159,842**	**$ (150,579)**	**$ 6,174**	**$ 6,174**

State Controller Schedules County Budget Act January 2010 Edition, revision #1	COUNTY OF KERN Detail of Financing Sources and Financing Uses Governmental Funds Fiscal Year 2013-14	Schedule 9

Budget Unit **2700-RECORDER**
Function **PUBLIC PROTECTION**
Activity **OTHER PROTECTION**

Detail by Revenue Category and Expenditure Object	Actual 2011-12	Actual 2012-13	CAO Recommended 2013-14	Adopted by the Board of Supervisors 2013-14
1	2	3	4	5
LICENSES AND PERMITS	$ 4,102	$ 3,890	$ 3,500	$ 3,500
USE OF MONEY/PROPERTY	1,574	2,369	2,500	2,500
CHARGES FOR SERVICES	2,323,547	2,554,728	2,631,781	2,631,781
MISCELLANEOUS	2,284	2,153	1,652	1,652
OTHER FINANCING SOURCES	707,471	1,006,495	1,992,761	1,992,761
TOTAL REVENUE	**$ 3,038,978**	**$ 3,569,635**	**$ 4,632,194**	**$ 4,632,194**
SALARIES & EMPLOYEE BENEFITS	$ 1,846,795	$ 1,959,499	$ 2,144,710	$ 2,144,710
SERVICES & SUPPLIES	339,708	800,474	2,081,626	2,081,626
OTHER CHARGES	556,340	631,212	405,857	405,857
CAPITAL ASSETS	124,899	16,477		
TOTAL EXPENDITURES/APPROPRIATIONS	**$ 2,867,742**	**$ 3,407,662**	**$ 4,632,193**	**$ 4,632,193**
NET COST	**$ 171,236**	**$ 161,973**	**$ 01**	**$ 01**

State Controller Schedules County Budget Act January 2010 Edition, revision #1	COUNTY OF KERN Detail of Financing Sources and Financing Uses Governmental Funds Fiscal Year 2013-14	Schedule 9

Budget Unit **2705-CONTRIBUTION TO RECORDER**
Function **PUBLIC PROTECTION**
Activity **OTHER PROTECTION**

Detail by Revenue Category and Expenditure Object	Actual 2011-12	Actual 2012-13	CAO Recommended 2013-14	Adopted by the Board of Supervisors 2013-14
1	2	3	4	5
CHARGES FOR SERVICES	$ 208,762	$ 534,755	$ 550,000	$ 550,000
TOTAL REVENUE	**$ 208,762**	**$ 534,755**	**$ 550,000**	**$ 550,000**
OTHER FINANCING USES	$ 204,152	$ 530,266	$ 550,000	$ 550,000
TOTAL EXPENDITURES/APPROPRIATIONS	**$ 204,152**	**$ 530,266**	**$ 550,000**	**$ 550,000**
NET COST	**$ 4,610**	**$ 4,489**	**$**	

State Controller Schedules County Budget Act January 2010 Edition, revision #1	COUNTY OF KERN Detail of Financing Sources and Financing Uses Governmental Funds Fiscal Year 2013-14	Schedule 9

Budget Unit **2706-RECORDERS FEE FUND**
Function **PUBLIC PROTECTION**
Activity **OTHER PROTECTION**

Detail by Revenue Category and Expenditure Object	Actual 2011-12	Actual 2012-13	CAO Recommended 2013-14	Adopted by the Board of Supervisors 2013-14
1	2	3	4	5
CHARGES FOR SERVICES	$ 593,911	$ 779,407	$ 850,000	$ 850,000
OTHER FINANCING SOURCES	25,009	25,010	25,020	25,020
TOTAL REVENUE	**$ 618,920**	**$ 804,417**	**$ 875,020**	**$ 875,020**
OTHER FINANCING USES	$ 259,636	$ 1,276,868	$ 1,299,401	$ 1,299,401
TOTAL EXPENDITURES/APPROPRIATIONS	**$ 259,636**	**$ 1,276,868**	**$ 1,299,401**	**$ 1,299,401**
NET COST	**$ 359,284**	**$ (472,451)**	**$ (424,381)**	**$ (424,381)**

State Controller Schedules County Budget Act January 2010 Edition, revision #1	COUNTY OF KERN Detail of Financing Sources and Financing Uses Governmental Funds Fiscal Year 2013-14	Schedule 9

Budget Unit **2707-MICROGRAPHICS/RECORDER FUND**
Function **PUBLIC PROTECTION**
Activity **OTHER PROTECTION**

Detail by Revenue Category and Expenditure Object	Actual 2011-12	Actual 2012-13	CAO Recommended 2013-14	Adopted by the Board of Supervisors 2013-14
1	2	3	4	5
CHARGES FOR SERVICES	$ 161,540	$ 160,711	$ 1,500	$ 1,500
OTHER FINANCING SOURCES	9	10		
TOTAL REVENUE	**$ 161,549**	**$ 160,721**	**$ 1,500**	**$ 1,500**
OTHER FINANCING USES	$ 97,925	$ 70,590	$ 118,360	$ 118,360
TOTAL EXPENDITURES/APPROPRIATIONS	**$ 97,925**	**$ 70,590**	**$ 118,360**	**$ 118,360**
NET COST	**$ 63,624**	**$ 90,131**	**$ (116,860)**	**$ (116,860)**

State Controller Schedules County Budget Act January 2010 Edition, revision #1	COUNTY OF KERN Detail of Financing Sources and Financing Uses Governmental Funds Fiscal Year 2013-14	Schedule 9

Budget Unit **2708-RECORDER'S MODERNIZATION TRUST**
Function **PUBLIC PROTECTION**
Activity **OTHER PROTECTION**

Detail by Revenue Category and Expenditure Object	Actual 2011-12	Actual 2012-13	CAO Recommended 2013-14	Adopted by the Board of Supervisors 2013-14
1	2	3	4	5
USE OF MONEY/PROPERTY	$ 2,869	$ 2,210	$ 2,600	$ 2,600
CHARGES FOR SERVICES	161,525	189,045	189,980	189,980
OTHER FINANCING SOURCES	09	10	20	20
TOTAL REVENUE	**$ 164,403**	**$ 191,265**	**$ 192,600**	**$ 192,600**
OTHER CHARGES	$ 67,438	$ 88,522	$ 100,000	$ 100,000
OTHER FINANCING USES	47,500	147,053	157,000	157,000
TOTAL EXPENDITURES/APPROPRIATIONS	**$ 114,938**	**$ 235,575**	**$ 257,000**	**$ 257,000**
NET COST	**$ 49,465**	**$ (44,310)**	**$ (64,400)**	**$ (64,400)**

State Controller Schedules County Budget Act January 2010 Edition, revision #1	COUNTY OF KERN Detail of Financing Sources and Financing Uses Governmental Funds Fiscal Year 2013-14	Schedule 9

Budget Unit **2709-RECORDERS SSN TRUNCATION**
Function **PUBLIC PROTECTION**
Activity **OTHER PROTECTION**

Detail by Revenue Category and Expenditure Object	Actual 2011-12	Actual 2012-13	CAO Recommended 2013-14	Adopted by the Board of Supervisors 2013-14
1	2	3	4	5
CHARGES FOR SERVICES	$ 162,004	$ 160,724	$ 1,500	$ 1,500
OTHER FINANCING SOURCES	30	10		
TOTAL REVENUE	**$ 162,034**	**$ 160,734**	**$ 1,500**	**$ 1,500**
OTHER FINANCING USES	$ 34,731	$ 26,625	$ 59,020	$ 59,020
TOTAL EXPENDITURES/APPROPRIATIONS	**$ 34,731**	**$ 26,625**	**$ 59,020**	**$ 59,020**
NET COST	**$ 127,303**	**$ 134,109**	**$ (57,520)**	**$ (57,520)**

State Controller Schedules County Budget Act January 2010 Edition, revision #1	COUNTY OF KERN Detail of Financing Sources and Financing Uses Governmental Funds Fiscal Year 2013-14	Schedule 9

Budget Unit **2730-DEVELOPMENT SERVICES AGENCY**
Function **PUBLIC PROTECTION**
Activity **OTHER PROTECTION**

Detail by Revenue Category and Expenditure Object	Actual 2011-12	Actual 2012-13	CAO Recommended 2013-14	Adopted by the Board of Supervisors 2013-14
1	2	3	4	5
CHARGES FOR SERVICES	$ 705,090	$ 767,479	$ 839,310	$ 839,310
MISCELLANEOUS	248	409		
TOTAL REVENUE	**$ 705,338**	**$ 767,888**	**$ 839,310**	**$ 839,310**
SALARIES & EMPLOYEE BENEFITS	$ 1,506,388	$ 1,370,076	$ 1,428,582	$ 1,428,582
SERVICES & SUPPLIES	85,700	60,503	77,582	77,582
OTHER CHARGES	24,896	26,602	24,280	24,280
CAPITAL ASSETS	8,756		19,300	19,300
OTHER FINANCING USES			131,957	131,957
EXPENDITURE TRANSFERS & REIMBS	(288,037)	(280,047)	(287,322)	(287,322)
TOTAL EXPENDITURES/APPROPRIATIONS	**$ 1,337,703**	**$ 1,177,134**	**$ 1,394,379**	**$ 1,394,379**
NET COST	**$ (632,365)**	**$ (409,246)**	**$ (555,069)**	**$ (555,069)**

State Controller Schedules County Budget Act January 2010 Edition, revision #1	COUNTY OF KERN Detail of Financing Sources and Financing Uses Governmental Funds Fiscal Year 2013-14	Schedule 9

Budget Unit **2740-WILDLIFE RESOURCES**
Function **PUBLIC PROTECTION**
Activity **OTHER PROTECTION**

Detail by Revenue Category and Expenditure Object	Actual 2011-12	Actual 2012-13	CAO Recommended 2013-14	Adopted by the Board of Supervisors 2013-14
1	2	3	4	5
FINES AND FORFEITURES	$ 10,341	$ 10,314	$ 8,000	$ 8,000
TOTAL REVENUE	**$ 10,341**	**$ 10,314**	**$ 8,000**	**$ 8,000**
SERVICES & SUPPLIES	$ 531	$ 676	$ 845	$ 845
OTHER CHARGES	7,175	3,055	17,204	17,204
TOTAL EXPENDITURES/APPROPRIATIONS	**$ 7,706**	**$ 3,731**	**$ 18,049**	**$ 18,049**
NET COST	**$ 2,635**	**$ 6,583**	**$ (10,049)**	**$ (10,049)**

State Controller Schedules County Budget Act January 2010 Edition, revision #1	COUNTY OF KERN Detail of Financing Sources and Financing Uses Governmental Funds Fiscal Year 2013-14	Schedule 9

Budget Unit **2750-PLANNING**
Function **PUBLIC PROTECTION**
Activity **OTHER PROTECTION**

Detail by Revenue Category and Expenditure Object	Actual 2011-12	Actual 2012-13	CAO Recommended 2013-14	Adopted by the Board of Supervisors 2013-14
1	2	3	4	5
LICENSES AND PERMITS	$ 527,846	$ 403,705	$ 475,443	$ 475,443
FINES AND FORFEITURES	13,183	7,598	13,893	13,893
INTERGOVERNMENTAL	90,000	201,477	200,000	200,000
CHARGES FOR SERVICES	3,419,054	3,322,814	3,588,747	3,588,747
MISCELLANEOUS	108,240	29,767	45,000	45,000
OTHER FINANCING SOURCES	114,467	226,594	1,139,394	1,139,394
TOTAL REVENUE	**$ 4,272,790**	**$ 4,191,955**	**$ 5,462,477**	**$ 5,462,477**
SALARIES & EMPLOYEE BENEFITS	$ 3,616,453	$ 3,693,624	$ 4,264,577	$ 4,264,577
SERVICES & SUPPLIES	3,096,640	3,077,230	4,450,729	4,450,729
OTHER CHARGES	9,798	9,798	208,038	208,038
OTHER FINANCING USES			73,390	73,390
EXPENDITURE TRANSFERS & REIMBS	(8,264)	(9,104)	(46,521)	(46,521)
TOTAL EXPENDITURES/APPROPRIATIONS	**$ 6,714,627**	**$ 6,771,548**	**$ 8,950,213**	**$ 8,950,213**
NET COST	**$ (2,441,837)**	**$ (2,579,593)**	**$ (3,487,736)**	**$ (3,487,736)**

State Controller Schedules County Budget Act January 2010 Edition, revision #1	COUNTY OF KERN Detail of Financing Sources and Financing Uses Governmental Funds Fiscal Year 2013-14	Schedule 9

Budget Unit **2751-GENERAL PLAN ADMIN SURCHARGE**
Function **PUBLIC PROTECTION**
Activity **OTHER PROTECTION**

Detail by Revenue Category and Expenditure Object	Actual 2011-12	Actual 2012-13	CAO Recommended 2013-14	Adopted by the Board of Supervisors 2013-14
1	2	3	4	5
USE OF MONEY/PROPERTY	$ 6,257	$ 5,589	$ 6,000	$ 6,000
CHARGES FOR SERVICES	426,561	572,575	460,000	460,000
TOTAL REVENUE	**$ 432,818**	**$ 578,164**	**$ 466,000**	**$ 466,000**
OTHER FINANCING USES	$ 31,624	$ 237,154	$ 1,149,954	$ 1,149,954
TOTAL EXPENDITURES/APPROPRIATIONS	**$ 31,624**	**$ 237,154**	**$ 1,149,954**	**$ 1,149,954**
NET COST	**$ 401,194**	**$ 341,010**	**$ (683,954)**	**$ (683,954)**

State Controller Schedules County Budget Act January 2010 Edition, revision #1	COUNTY OF KERN Detail of Financing Sources and Financing Uses Governmental Funds Fiscal Year 2013-14	Schedule 9

Budget Unit **2760-ANIMAL CONTROL**
Function **PUBLIC PROTECTION**
Activity **OTHER PROTECTION**

Detail by Revenue Category and Expenditure Object	Actual 2011-12	Actual 2012-13	CAO Recommended 2013-14	Adopted by the Board of Supervisors 2013-14
1	2	3	4	5
LICENSES AND PERMITS	$ 350,985	$ 301,775	$ 400,000	$ 400,000
FINES AND FORFEITURES	1,100	530	782	782
INTERGOVERNMENTAL	896,950	905,677	916,697	916,697
CHARGES FOR SERVICES	900,033	1,176,867	1,154,676	1,154,676
MISCELLANEOUS	38,801	41,219	35,351	35,351
OTHER FINANCING SOURCES	99,262	32,265	151,376	151,376
TOTAL REVENUE	**$ 2,287,131**	**$ 2,458,333**	**$ 2,658,882**	**$ 2,658,882**
SALARIES & EMPLOYEE BENEFITS	$ 3,761,027	$ 4,406,224	$ 5,764,831	$ 5,764,831
SERVICES & SUPPLIES	1,795,640	2,314,539	2,396,247	2,396,247
CAPITAL ASSETS	640,000	(25,000)		
TOTAL EXPENDITURES/APPROPRIATIONS	**$ 6,196,667**	**$ 6,695,763**	**$ 8,161,078**	**$ 8,161,078**
NET COST	**$ (3,909,536)**	**$ (4,237,430)**	**$ (5,502,196)**	**$ (5,502,196)**

State Controller Schedules County Budget Act January 2010 Edition, revision #1	COUNTY OF KERN Detail of Financing Sources and Financing Uses Governmental Funds Fiscal Year 2013-14	Schedule 9

Budget Unit **2761-ANIMAL CARE DONATIONS TRUST**
Function **PUBLIC PROTECTION**
Activity **OTHER PROTECTION**

Detail by Revenue Category and Expenditure Object	Actual 2011-12	Actual 2012-13	CAO Recommended 2013-14	Adopted by the Board of Supervisors 2013-14
1	2	3	4	5
USE OF MONEY/PROPERTY	$ 514	$ 353	$ 400	$ 400
MISCELLANEOUS	79,369	68,941	8,500	8,500
NON-REVENUE RECEIPTS	(58,500)	(58,500)		
TOTAL REVENUE	**$ 21,383**	**$ 10,794**	**$ 8,900**	**$ 8,900**
OTHER FINANCING USES	$ 15,751	$	$ 63,959	$ 63,959
TOTAL EXPENDITURES/APPROPRIATIONS	**$ 15,751**	**$**	**$ 63,959**	**$ 63,959**
NET COST	**$ 5,632**	**$ 10,794**	**$ (55,059)**	**$ (55,059)**

State Controller Schedules County Budget Act January 2010 Edition, revision #1	COUNTY OF KERN Detail of Financing Sources and Financing Uses Governmental Funds Fiscal Year 2013-14	Schedule 9

Budget Unit **2762-ANIMAL CARE TRUST FUND**
Function **PUBLIC PROTECTION**
Activity **OTHER PROTECTION**

Detail by Revenue Category and Expenditure Object	Actual 2011-12	Actual 2012-13	CAO Recommended 2013-14	Adopted by the Board of Supervisors 2013-14
1	2	3	4	5
USE OF MONEY/PROPERTY	$ 402	$ 124	$	$
TOTAL REVENUE	**$ 402**	**$ 124**	**$**	**$**
OTHER FINANCING USES	$ 42,140	$	$ 19,876	$ 19,876
TOTAL EXPENDITURES/APPROPRIATIONS	**$ 42,140**	**$**	**$ 19,876**	**$ 19,876**
NET COST	**$ (41,738)**	**$ 124**	**$ (19,876)**	**$ (19,876)**

State Controller Schedules County Budget Act January 2010 Edition, revision #1	COUNTY OF KERN Detail of Financing Sources and Financing Uses Governmental Funds Fiscal Year 2013-14	Schedule 9

Budget Unit **2763-ANIMAL CNTRL-FELINE CARCASSES**
Function **PUBLIC PROTECTION**
Activity **OTHER PROTECTION**

Detail by Revenue Category and Expenditure Object	Actual 2011-12	Actual 2012-13	CAO Recommended 2013-14	Adopted by the Board of Supervisors 2013-14
1	2	3	4	5
TOTAL REVENUE	**$**	**$**	**$**	**$**
OTHER FINANCING USES	$ 23,881	$	$ 11,147	$ 11,147
TOTAL EXPENDITURES/APPROPRIATIONS	**$ 23,881**	**$**	**$ 11,147**	**$ 11,147**
NET COST	**$ (23,881)**	**$**	**$ (11,147)**	**$ (11,147)**

State Controller Schedules County Budget Act January 2010 Edition, revision #1	COUNTY OF KERN Detail of Financing Sources and Financing Uses Governmental Funds Fiscal Year 2013-14	Schedule 9

Budget Unit **2764-STERILIZATION**
Function **PUBLIC PROTECTION**
Activity **OTHER PROTECTION**

Detail by Revenue Category and Expenditure Object	Actual 2011-12	Actual 2012-13	CAO Recommended 2013-14	Adopted by the Board of Supervisors 2013-14
1	2	3	4	5
LICENSES AND PERMITS	$ 38,612	$ 32,740	$ 36,629	$ 36,629
TOTAL REVENUE	**$ 38,612**	**$ 32,740**	**$ 36,629**	**$ 36,629**
OTHER FINANCING USES	$ 17,490	$ 32,265	$ 36,269	$ 36,269
TOTAL EXPENDITURES/APPROPRIATIONS	**$ 17,490**	**$ 32,265**	**$ 36,269**	**$ 36,269**
NET COST	**$ 21,122**	**$ 475**	**$ 360**	**$ 360**

State Controller Schedules County Budget Act January 2010 Edition, revision #1	COUNTY OF KERN Detail of Financing Sources and Financing Uses Governmental Funds Fiscal Year 2013-14	Schedule 9

Budget Unit **2765-ADOPTION PREPAYMENT ANML CONTR**
Function **PUBLIC PROTECTION**
Activity **OTHER PROTECTION**

Detail by Revenue Category and Expenditure Object	Actual 2011-12	Actual 2012-13	CAO Recommended 2013-14	Adopted by the Board of Supervisors 2013-14
1	2	3	4	5
CHARGES FOR SERVICES	$	$ 20,125	$	$
TOTAL REVENUE	**$**	**$ 20,125**	**$**	**$**
OTHER FINANCING USES	$	$	$ 20,125	$ 20,125
TOTAL EXPENDITURES/APPROPRIATIONS	**$**	**$**	**$ 20,125**	**$ 20,125**
NET COST	**$**	**$ 20,125**	**$ (20,125)**	**$ (20,125)**

State Controller Schedules County Budget Act January 2010 Edition, revision #1	COUNTY OF KERN Detail of Financing Sources and Financing Uses Governmental Funds Fiscal Year 2013-14	Schedule 9

Budget Unit **2780-RANGE IMPROVEMENT-PRED CONT 15**
Function **PUBLIC PROTECTION**
Activity **OTHER PROTECTION**

Detail by Revenue Category and Expenditure Object	Actual 2011-12	Actual 2012-13	CAO Recommended 2013-14	Adopted by the Board of Supervisors 2013-14
1	2	3	4	5
USE OF MONEY/PROPERTY	$ 462	$ 329	$ 361	$ 361
INTERGOVERNMENTAL	8,941	7,392	7,392	7,392
TOTAL REVENUE	**$ 9,403**	**$ 7,721**	**$ 7,753**	**$ 7,753**
OTHER CHARGES	$ 5,750	$ 5,750	$ 5,750	$ 5,750
TOTAL EXPENDITURES/APPROPRIATIONS	**$ 5,750**	**$ 5,750**	**$ 5,750**	**$ 5,750**
NET COST	**$ 3,653**	**$ 1,971**	**$ 2,003**	**$ 2,003**

State Controller Schedules County Budget Act January 2010 Edition, revision #1	COUNTY OF KERN Detail of Financing Sources and Financing Uses Governmental Funds Fiscal Year 2013-14	Schedule 9

Budget Unit **2781-RANGE IMPROVEMENT-PRED CONT 3**
Function **PUBLIC PROTECTION**
Activity **OTHER PROTECTION**

Detail by Revenue Category and Expenditure Object	Actual 2011-12	Actual 2012-13	CAO Recommended 2013-14	Adopted by the Board of Supervisors 2013-14
1	2	3	4	5
USE OF MONEY/PROPERTY	$ 276	$ 193	$ 209	$ 209
INTERGOVERNMENTAL	1,386	1,328	1,328	1,328
TOTAL REVENUE	**$ 1,662**	**$ 1,521**	**$ 1,537**	**$ 1,537**
OTHER CHARGES	$ 1,000	$ 2,000	$ 2,000	$ 2,000
TOTAL EXPENDITURES/APPROPRIATIONS	**$ 1,000**	**$ 2,000**	**$ 2,000**	**$ 2,000**
NET COST	**$ 662**	**$ (479)**	**$ (463)**	**$ (463)**

Function:

PUBLIC WAYS & FACILITIES

THIS PAGE INTENTIONALLY LEFT BLANK

State Controller Schedules County Budget Act January 2010 Edition, revision #1	COUNTY OF KERN Detail of Financing Sources and Financing Uses Governmental Funds Fiscal Year 2013-14	Schedule 9

Budget Unit **1955-SEVENTH STANDARD ROAD PROJ FND**
Function **PUBLIC WAYS & FACILITIES**
Activity **PUBLIC WAYS**

Detail by Revenue Category and Expenditure Object	Actual 2011-12	Actual 2012-13	CAO Recommended 2013-14	Adopted by the Board of Supervisors 2013-14
1	2	3	4	5
USE OF MONEY/PROPERTY	$ 148,798	$ 23,276	$	$
INTERGOVERNMENTAL	19,961,853	19,961,853		
MISCELLANEOUS	8,643,586	8,643,586		
TOTAL REVENUE	**$ 28,754,237**	**$ 28,628,715**		**$**
CAPITAL ASSETS	$ 25,169,305	$ 25,170,692	$	$
TOTAL EXPENDITURES/APPROPRIATIONS	**$ 25,169,305**	**$ 25,170,692**	**$**	**$**
NET COST	**$ 3,584,932**	**$ 3,458,023**	**$**	**$**

State Controller Schedules County Budget Act January 2010 Edition, revision #1	COUNTY OF KERN Detail of Financing Sources and Financing Uses Governmental Funds Fiscal Year 2013-14	Schedule 9

Budget Unit **3000-ROADS DEPARTMENT**
Function **PUBLIC WAYS & FACILITIES**
Activity **PUBLIC WAYS**

Detail by Revenue Category and Expenditure Object	Actual 2011-12	Actual 2012-13	CAO Recommended 2013-14	Adopted by the Board of Supervisors 2013-14
1	2	3	4	5
TAXES	$ 3,628,133	$ 3,124,221	$ 2,619,900	$ 2,619,900
USE OF MONEY/PROPERTY	240,157	161,579	310,000	310,000
INTERGOVERNMENTAL	34,956,208	26,477,210	25,835,112	25,835,112
CHARGES FOR SERVICES	4,236,405	4,662,104	7,264,021	7,264,021
MISCELLANEOUS	239,201	(9,628)	11,301	11,301
OTHER FINANCING SOURCES	8,180,454	14,818,619	10,900,617	10,900,617
TOTAL REVENUE	**$ 51,480,558**	**$ 49,234,105**	**46,940,951**	**$ 46,940,951**
SALARIES & EMPLOYEE BENEFITS	$ 18,493,722	$ 19,122,047	$ 21,517,554	$ 21,517,554
SERVICES & SUPPLIES	27,847,434	30,102,107	40,770,875	40,770,875
OTHER CHARGES	1,846,095	1,390,589	2,424,852	2,424,852
CAPITAL ASSETS	2,562,477	1,536,083	1,170,000	1,170,000
TOTAL EXPENDITURES/APPROPRIATIONS	**$ 50,749,728**	**$ 52,150,826**	**$ 65,883,281**	**$ 65,883,281**
NET COST	**$ 730,830**	**$ (2,916,721)**	**$ (18,942,330)**	**$ (18,942,330)**

State Controller Schedules County Budget Act January 2010 Edition, revision #1	COUNTY OF KERN Detail of Financing Sources and Financing Uses Governmental Funds Fiscal Year 2013-14	Schedule 9

Budget Unit **3001-CONTRIBUTION TO ROADS**
Function **PUBLIC WAYS & FACILITIES**
Activity **PUBLIC WAYS**

Detail by Revenue Category and Expenditure Object	Actual 2011-12	Actual 2012-13	CAO Recommended 2013-14	Adopted by the Board of Supervisors 2013-14
1	2	3	4	5
TOTAL REVENUE	**$**	**$**		**$**
OTHER FINANCING USES	$ 5,670,813	$ 10,770,813	$ 5,670,813	$ 5,670,813
TOTAL EXPENDITURES/APPROPRIATIONS	**$ 5,670,813**	**$ 10,770,813**	**$ 5,670,813**	**$ 5,670,813**
NET COST	**$ (5,670,813)**	**$ (10,770,813)**	**$ (5,670,813)**	**$ (5,670,813)**

State Controller Schedules County Budget Act January 2010 Edition, revision #1	COUNTY OF KERN Detail of Financing Sources and Financing Uses Governmental Funds Fiscal Year 2013-14	Schedule 9

Budget Unit **3002-CORE AREA METRO BFLD IMP FEE**
Function **PUBLIC WAYS & FACILITIES**
Activity **PUBLIC WAYS**

Detail by Revenue Category and Expenditure Object	Actual 2011-12	Actual 2012-13	CAO Recommended 2013-14	Adopted by the Board of Supervisors 2013-14
1	2	3	4	5
LICENSES AND PERMITS	$ 311,352	$ 204,935	$ 210,000	$ 210,000
USE OF MONEY/PROPERTY	23,003	17,446	15,000	15,000
TOTAL REVENUE	**$ 334,355**	**$ 222,381**	**225,000**	**$ 225,000**
OTHER FINANCING USES	$	$ 105,810	$ 1,350,000	$ 1,350,000
TOTAL EXPENDITURES/APPROPRIATIONS	**$**	**$ 105,810**	**$ 1,350,000**	**$ 1,350,000**
NET COST	**$ 334,355**	**$ 116,571**	**$ (1,125,000)**	**$ (1,125,000)**

State Controller Schedules County Budget Act January 2010 Edition, revision #1	COUNTY OF KERN Detail of Financing Sources and Financing Uses Governmental Funds Fiscal Year 2013-14	Schedule 9

Budget Unit **3003-METRO BFLD TRANSPORT IMP FEE**
Function **PUBLIC WAYS & FACILITIES**
Activity **PUBLIC WAYS**

Detail by Revenue Category and Expenditure Object	Actual 2011-12	Actual 2012-13	CAO Recommended 2013-14	Adopted by the Board of Supervisors 2013-14
1	2	3	4	5
LICENSES AND PERMITS	$ 2,394,823	$ 4,035,193	$ 3,800,000	$ 3,800,000
USE OF MONEY/PROPERTY	90,886	72,897	40,785	40,785
TOTAL REVENUE	**$ 2,485,709**	**$ 4,108,090**	**3,840,785**	**$ 3,840,785**
OTHER FINANCING USES	$ 180,834	$ 3,534,081	$ 3,629,804	$ 3,629,804
TOTAL EXPENDITURES/APPROPRIATIONS	**$ 180,834**	**$ 3,534,081**	**$ 3,629,804**	**$ 3,629,804**
NET COST	**$ 2,304,875**	**$ 574,009**	**$ 210,981**	**$ 210,981**

State Controller Schedules County Budget Act January 2010 Edition, revision #1	COUNTY OF KERN Detail of Financing Sources and Financing Uses Governmental Funds Fiscal Year 2013-14	Schedule 9

Budget Unit **3004-ROSAMOND TRANSPORT IMP FEE TRS**
Function **PUBLIC WAYS & FACILITIES**
Activity **PUBLIC WAYS**

Detail by Revenue Category and Expenditure Object	Actual 2011-12	Actual 2012-13	CAO Recommended 2013-14	Adopted by the Board of Supervisors 2013-14
1	2	3	4	5
LICENSES AND PERMITS	$ 29,220	$ 43,960	$	$
USE OF MONEY/PROPERTY	5,964	2,881		
TOTAL REVENUE	**$ 35,184**	**$ 46,841**		**$**
OTHER FINANCING USES	$ 333,266	$	$	$
TOTAL EXPENDITURES/APPROPRIATIONS	**$ 333,266**	**$**	**$**	**$**
NET COST	**$ (298,082)**	**$ 46,841**	**$**	**$**

State Controller Schedules County Budget Act January 2010 Edition, revision #1	COUNTY OF KERN Detail of Financing Sources and Financing Uses Governmental Funds Fiscal Year 2013-14	Schedule 9

Budget Unit **3005-BAKERSFIELD MITIGATION FUNDS**
Function **PUBLIC WAYS & FACILITIES**
Activity **PUBLIC WAYS**

Detail by Revenue Category and Expenditure Object	Actual 2011-12	Actual 2012-13	CAO Recommended 2013-14	Adopted by the Board of Supervisors 2013-14
1	2	3	4	5
LICENSES AND PERMITS	$ 124,815	$ 79,963	$	$
USE OF MONEY/PROPERTY	7,969	6,252		
TOTAL REVENUE	**$ 132,784**	**$ 86,215**		**$**
CAPITAL ASSETS	$	$	$	$
TOTAL EXPENDITURES/APPROPRIATIONS	**$**	**$**	**$**	**$**
NET COST	**$ 132,784**	**$ 86,215**	**$**	**$**

State Controller Schedules County Budget Act January 2010 Edition, revision #1	COUNTY OF KERN Detail of Financing Sources and Financing Uses Governmental Funds Fiscal Year 2013-14	Schedule 9

Budget Unit **3006-TEH TRANSP IMPACT FEE CORE**
Function **PUBLIC WAYS & FACILITIES**
Activity **PUBLIC WAYS**

Detail by Revenue Category and Expenditure Object	Actual 2011-12	Actual 2012-13	CAO Recommended 2013-14	Adopted by the Board of Supervisors 2013-14
1	2	3	4	5
USE OF MONEY/PROPERTY	$ 98	$ 69	$	$
TOTAL REVENUE	**$ 98**	**$ 69**		**$**
CAPITAL ASSETS	$	$	$	$
TOTAL EXPENDITURES/APPROPRIATIONS	**$**	**$**	**$**	**$**
NET COST	**$ 98**	**$ 69**	**$**	**$**

State Controller Schedules County Budget Act January 2010 Edition, revision #1	COUNTY OF KERN Detail of Financing Sources and Financing Uses Governmental Funds Fiscal Year 2013-14	Schedule 9

Budget Unit **3007-TEH TRANSP IMPACT FEE NON-CORE**
Function **PUBLIC WAYS & FACILITIES**
Activity **PUBLIC WAYS**

Detail by Revenue Category and Expenditure Object	Actual 2011-12	Actual 2012-13	CAO Recommended 2013-14	Adopted by the Board of Supervisors 2013-14
1	2	3	4	5
LICENSES AND PERMITS	$ 46,198	$ 64,254	$	$
USE OF MONEY/PROPERTY	9,543	6,888		
TOTAL REVENUE	**$ 55,741**	**$ 71,142**		**$**

TOTAL EXPENDITURES/APPROPRIATIONS	**$**	**$**	**$**	**$**
NET COST	**$ 55,741**	**$ 71,142**	**$**	**$**

State Controller Schedules County Budget Act January 2010 Edition, revision #1	COUNTY OF KERN Detail of Financing Sources and Financing Uses Governmental Funds Fiscal Year 2013-14	Schedule 9

Budget Unit **3008-LAVAL ROAD OVERPASS FUND**
Function **PUBLIC WAYS & FACILITIES**
Activity **PUBLIC WAYS**

Detail by Revenue Category and Expenditure Object	Actual 2011-12	Actual 2012-13	CAO Recommended 2013-14	Adopted by the Board of Supervisors 2013-14
1	2	3	4	5
USE OF MONEY/PROPERTY	$ 1,536	$ 617	$	$
INTERGOVERNMENTAL	5,887,090	5,887,090		
MISCELLANEOUS	2,186,446	2,186,446		
TOTAL REVENUE	**$ 8,075,072**	**$ 8,074,153**		**$**
CAPITAL ASSETS	$ 7,928,533	$ 7,928,533	$	$
TOTAL EXPENDITURES/APPROPRIATIONS	**$ 7,928,533**	**$ 7,928,533**	**$**	**$**
NET COST	**$ 146,539**	**$ 145,620**	**$**	**$**

State Controller Schedules County Budget Act January 2010 Edition, revision #1	COUNTY OF KERN Detail of Financing Sources and Financing Uses Governmental Funds Fiscal Year 2013-14	Schedule 9

Budget Unit **3009 - 7TH STANDARD WIDENING PROJECT**
Function **PUBLIC WAYS & FACILITIES**
Activity **PUBLIC WAYS**

Detail by Revenue Category and Expenditure Object	Actual 2011-12	Actual 2012-13	CAO Recommended 2013-14	Adopted by the Board of Supervisors 2013-14
1	2	3	4	5
USE OF MONEY/PROPERTY	$ 62,974	$ 36,042	$	$
INTERGOVERNMENTAL	19,474,910	25,028,736		
MISCELLANEOUS	1,436,976	1,436,976		
OTHER FINANCING SOURCES	13,457,118	14,222,940		
TOTAL REVENUE	**$ 34,431,978**	**$ 40,724,694**	$	**$**
CAPITAL ASSETS	$ 39,849,280	$ 41,103,645	$	$
TOTAL EXPENDITURES/APPROPRIATIONS	**$ 39,849,280**	**$ 41,103,645**	**$**	**$**
NET COST	**$ (5,417,302)**	**$ (378,951)**	**$**	**$**

State Controller Schedules County Budget Act January 2010 Edition, revision #1	COUNTY OF KERN Detail of Financing Sources and Financing Uses Governmental Funds Fiscal Year 2013-14	Schedule 9

Budget Unit **3010-LOCAL TRANSPORTATION PROJECTS**
Function **PUBLIC WAYS & FACILITIES**
Activity **PUBLIC WAYS**

Detail by Revenue Category and Expenditure Object	Actual 2011-12	Actual 2012-13	CAO Recommended 2013-14	Adopted by the Board of Supervisors 2013-14
1	2	3	4	5
MISCELLANEOUS	$ 16,818,735	$ 17,720,177	$	$
TOTAL REVENUE	**$ 16,818,735**	**$ 17,720,177**	$	**$**
CAPITAL ASSETS	$ 16,993,778	$ 17,725,648	$	$
TOTAL EXPENDITURES/APPROPRIATIONS	**$ 16,993,778**	**$ 17,725,648**	**$**	**$**
NET COST	**$ (175,043)**	**$ (5,471)**	**$**	**$**

State Controller Schedules County Budget Act January 2010 Edition, revision #1	COUNTY OF KERN Detail of Financing Sources and Financing Uses Governmental Funds Fiscal Year 2013-14	Schedule 9

Budget Unit **3011-7TH STD ROAD WIDE-OP TRANS OUT**
Function **PUBLIC WAYS & FACILITIES**
Activity **PUBLIC WAYS**

Detail by Revenue Category and Expenditure Object	Actual 2011-12	Actual 2012-13	CAO Recommended 2013-14	Adopted by the Board of Supervisors 2013-14
1	2	3	4	5
MISCELLANEOUS	$ 13,457,118	$ 14,222,939	$	$
TOTAL REVENUE	**$ 13,457,118**	**$ 14,222,939**	$	**$**
OTHER FINANCING USES	$ 13,457,119	$ 14,222,939	$	$
TOTAL EXPENDITURES/APPROPRIATIONS	**$ 13,457,119**	**$ 14,222,939**	**$**	**$**
NET COST	**$ (1.00)**	**$**	**$**	**$**

State Controller Schedules County Budget Act January 2010 Edition, revision #1	COUNTY OF KERN Detail of Financing Sources and Financing Uses Governmental Funds Fiscal Year 2013-14	Schedule 9

Budget Unit **3013 - HAGEMAN RD/BNSF SEPTN GRDE COP**
Function **PUBLIC WAYS & FACILITIES**
Activity **PUBLIC WAYS**

Detail by Revenue Category and Expenditure Object	Actual 2011-12	Actual 2012-13	CAO Recommended 2013-14	Adopted by the Board of Supervisors 2013-14
1	2	3	4	5
USE OF MONEY/PROPERTY	$ 34,961	$ 19,971	$	$
INTERGOVERNMENTAL	5,423,984	13,758,788		
MISCELLANEOUS	2,915	2,915		
OTHER FINANCING SOURCES	15,225,477	17,000,000		
TOTAL REVENUE	**$ 20,687,337**	**$ 30,781,674**	**$**	**$**
CAPITAL ASSETS	$ 28,624,674	$ 32,549,231	$	$
TOTAL EXPENDITURES/APPROPRIATIONS	**$ 28,624,674**	**$ 32,549,231**	**$**	**$**
NET COST	**$ (7,937,337)**	**$ (1,767,557)**	**$**	**$**

State Controller Schedules County Budget Act January 2010 Edition, revision #1	COUNTY OF KERN Detail of Financing Sources and Financing Uses Governmental Funds Fiscal Year 2013-14	Schedule 9

Budget Unit **3014-HAGEMAN RD SOG-OP TRANS OUT**
Function **PUBLIC WAYS & FACILITIES**
Activity **PUBLIC WAYS**

Detail by Revenue Category and Expenditure Object	Actual 2011-12	Actual 2012-13	CAO Recommended 2013-14	Adopted by the Board of Supervisors 2013-14
1	2	3	4	5
MISCELLANEOUS	$ 15,225,478	$ 17,019,113	$	$
TOTAL REVENUE	**$ 15,225,478**	**$ 17,019,113**	**$**	**$**
OTHER FINANCING USES	$ 15,225,477	$ 17,000,000	$	$
TOTAL EXPENDITURES/APPROPRIATIONS	**$ 15,225,477**	**$ 17,000,000**	**$**	**$**
NET COST	**$ 1.00**	**$ 19,113**	**$**	**$**

State Controller Schedules County Budget Act January 2010 Edition, revision #1	COUNTY OF KERN Detail of Financing Sources and Financing Uses Governmental Funds Fiscal Year 2013-14	Schedule 9

Budget Unit **3100-OILDALE REVITALIZATION**
Function **PUBLIC WAYS & FACILITIES**
Activity **PUBLIC WAYS**

Detail by Revenue Category and Expenditure Object	Actual 2011-12	Actual 2012-13	CAO Recommended 2013-14	Adopted by the Board of Supervisors 2013-14
1	2	3	4	5
MISCELLANEOUS	$ 8,420	$	$	$
TOTAL REVENUE	**$ 8,420**	**$**	**$**	**$**
CAPITAL ASSETS	$	$	$	$
TOTAL EXPENDITURES/APPROPRIATIONS	**$**	**$**	**$**	**$**
NET COST	**$ 8,420**	**$**	**$**	**$**

State Controller Schedules County Budget Act January 2010 Edition, revision #1	COUNTY OF KERN Detail of Financing Sources and Financing Uses Governmental Funds Fiscal Year 2013-14	Schedule 9

Budget Unit **3201-CONTRIBUTION TO AIRPORT**
Function **PUBLIC WAYS & FACILITIES**
Activity **TRANSPORTATION TERMINALS**

Detail by Revenue Category and Expenditure Object	Actual 2011-12	Actual 2012-13	CAO Recommended 2013-14	Adopted by the Board of Supervisors 2013-14
1	2	3	4	5
TOTAL REVENUE	**$**	**$**	**$**	**$**
OTHER FINANCING USES	$ 191,750	$ 74,201	$ 98,945	$ 98,945
TOTAL EXPENDITURES/APPROPRIATIONS	**$ 191,750**	**$ 74,201**	**$ 98,945**	**$ 98,945**
NET COST	**$ (191,750)**	**$ (74,201)**	**$ (98,945)**	**$ (98,945)**

Function:

HEALTH & SANITATION

THIS PAGE INTENTIONALLY LEFT BLANK

State Controller Schedules County Budget Act January 2010 Edition, revision #1	COUNTY OF KERN Detail of Financing Sources and Financing Uses Governmental Funds Fiscal Year 2013-14	Schedule 9

Budget Unit **4110-DEPARTMENT OF PUBLIC HEALTH**
Function **HEALTH & SANITATION**
Activity **HEALTH**

Detail by Revenue Category and Expenditure Object	Actual 2011-12	Actual 2012-13	CAO Recommended 2013-14	Adopted by the Board of Supervisors 2013-14
1	2	3	4	5
INTERGOVERNMENTAL	$ 19,210,228	$ 19,109,093	$ 20,929,475	$ 20,929,475
CHARGES FOR SERVICES	3,774,231	3,767,010	3,586,094	3,586,094
MISCELLANEOUS	180,432	149,681	221,818	221,818
OTHER FINANCING SOURCES	1,242,318	972,788	978,361	978,361
TOTAL REVENUE	**$ 24,407,209**	**$ 23,998,572**	**$ 25,715,748**	**$ 25,715,748**
SALARIES & EMPLOYEE BENEFITS	$ 24,581,610	$ 24,960,495	$ 25,439,058	$ 25,439,058
SERVICES & SUPPLIES	3,301,495	3,738,333	4,066,997	4,066,997
OTHER CHARGES	1,763,025	1,334,907	2,633,306	2,633,306
CAPITAL ASSETS	276,927	150,726	18,000	18,000
EXPENDITURE TRANSFERS & REIMBS	(346,406)	(532,877)	(424,170)	(424,170)
TOTAL EXPENDITURES/APPROPRIATIONS	**$ 29,576,651**	**$ 29,651,584**	**$ 31,733,191**	**$ 31,733,191**
NET COST	**$ (5,169,442)**	**$ (5,653,012)**	**$ (6,017,443)**	**$ (6,017,443)**

State Controller Schedules County Budget Act January 2010 Edition, revision #1	COUNTY OF KERN Detail of Financing Sources and Financing Uses Governmental Funds Fiscal Year 2013-14	Schedule 9

Budget Unit **4111-PUBLIC HEALTH MISCELLANEOUS TR**
Function **HEALTH & SANITATION**
Activity **HEALTH**

Detail by Revenue Category and Expenditure Object	Actual 2011-12	Actual 2012-13	CAO Recommended 2013-14	Adopted by the Board of Supervisors 2013-14
1	2	3	4	5
INTERGOVERNMENTAL	$ 5,000	$ 4,950	$ 4,775	$ 4,775
CHARGES FOR SERVICES	$ 4,880	$ 1,960	$ 2,000	$ 2,000
TOTAL REVENUE	**$ 9,880**	**$ 6,910**	**$ 6,775**	**$ 6,775**
OTHER FINANCING USES	$ 71,397	$ 2,810	$ 6,775	$ 6,775
TOTAL EXPENDITURES/APPROPRIATIONS	**$ 71,397**	**$ 2,810**	**$ 6,775**	**$ 6,775**
NET COST	**$ (61,517)**	**$ 4,100**	**$**	

State Controller Schedules County Budget Act January 2010 Edition, revision #1	COUNTY OF KERN Detail of Financing Sources and Financing Uses Governmental Funds Fiscal Year 2013-14	Schedule 9

Budget Unit **4113-ENVIRONMENT HEALTH**
Function **HEALTH & SANITATION**
Activity **HEALTH**

Detail by Revenue Category and Expenditure Object	Actual 2011-12	Actual 2012-13	CAO Recommended 2013-14	Adopted by the Board of Supervisors 2013-14
1	2	3	4	5
LICENSES AND PERMITS	$ 2,676,913	$ 2,803,556	$ 2,794,979	$ 2,794,979
FINES AND FORFEITURES	(3,187)	21,947	24,410	24,410
INTERGOVERNMENTAL	267,910	550,844	515,879	515,879
CHARGES FOR SERVICES	2,968,539	3,053,402	3,166,338	3,166,338
MISCELLANEOUS	75,877	78,953	75,689	75,689
OTHER FINANCING SOURCES	441,218	735,742	243,483	243,483
TOTAL REVENUE	**$ 6,427,270**	**$ 7,244,444**	**$ 6,820,778**	**$ 6,820,778**
SALARIES & EMPLOYEE BENEFITS	$ 5,534,298	$ 5,688,150	$ 6,050,759	$ 6,050,759
SERVICES & SUPPLIES	1,085,690	1,018,442	1,091,243	1,091,243
OTHER CHARGES			1,974	1,974
CAPITAL ASSETS	183,038			
EXPENDITURE TRANSFERS & REIMBS	(6,763)	(85,434)	(62,201)	(62,201)
TOTAL EXPENDITURES/APPROPRIATIONS	**$ 6,796,263**	**$ 6,621,158**	**$ 7,081,775**	**$ 7,081,775**
NET COST	**$ (368,993)**	**$ 623,286**	**$ (260,997)**	**$ (260,997)**

State Controller Schedules County Budget Act January 2010 Edition, revision #1	COUNTY OF KERN Detail of Financing Sources and Financing Uses Governmental Funds Fiscal Year 2013-14	Schedule 9

Budget Unit **4114-HEALTH-LOCAL OPTION TRUST**
Function **HEALTH & SANITATION**
Activity **HEALTH**

Detail by Revenue Category and Expenditure Object	Actual 2011-12	Actual 2012-13	CAO Recommended 2013-14	Adopted by the Board of Supervisors 2013-14
1	2	3	4	5
USE OF MONEY/PROPERTY	$ 249	$ 125	$	$
CHARGES FOR SERVICES		6,000		
TOTAL REVENUE	**$ 249**	**$ 6,125**	**$**	**$**
OTHER FINANCING USES	$ 11,450	$ 1,700	$	$
TOTAL EXPENDITURES/APPROPRIATIONS	**$ 11,450**	**$ 1,700**	**$**	**$**
NET COST	**$ (11,201)**	**$ 4,425**	**$**	**$**

State Controller Schedules County Budget Act January 2010 Edition, revision #1	COUNTY OF KERN Detail of Financing Sources and Financing Uses Governmental Funds Fiscal Year 2013-14	Schedule 9

Budget Unit **4115-HLTH-STATE L.U.S.T. PROG TRUST**
Function **HEALTH & SANITATION**
Activity **HEALTH**

Detail by Revenue Category and Expenditure Object	Actual 2011-12	Actual 2012-13	CAO Recommended 2013-14	Adopted by the Board of Supervisors 2013-14
1	2	3	4	5
CHARGES FOR SERVICES	$ 11,690	$ 2,900	$	$
TOTAL REVENUE	**$ 11,690**	**$ 2,900**	**$**	**$**
OTHER FINANCING USES	$	$ 170,826	$ 3,550	$ 3,550
TOTAL EXPENDITURES/APPROPRIATIONS	**$**	**$ 170,826**	**$ 3,550**	**$ 3,550**
NET COST	**$ 11,690**	**$ (167,926)**	**$ (3,550)**	**$ (3,550)**

State Controller Schedules County Budget Act January 2010 Edition, revision #1	COUNTY OF KERN Detail of Financing Sources and Financing Uses Governmental Funds Fiscal Year 2013-14	Schedule 9

Budget Unit **4116-RMA-HAZARDOUS WASTE SETTLEMNTS**
Function **HEALTH & SANITATION**
Activity **HEALTH**

Detail by Revenue Category and Expenditure Object	Actual 2011-12	Actual 2012-13	CAO Recommended 2013-14	Adopted by the Board of Supervisors 2013-14
1	2	3	4	5
FINES AND FORFEITURES	$ 28,900	$ 50,500	$ 20,000	$ 20,000
TOTAL REVENUE	**$ 28,900**	**$ 50,500**	**$ 20,000**	**$ 20,000**
OTHER FINANCING USES	$ 14,974	$	$ 25,000	$ 25,000
TOTAL EXPENDITURES/APPROPRIATIONS	**$ 14,974**	**$**	**$ 25,000**	**$ 25,000**
NET COST	**$ 13,926**	**$ 50,500**	**$ (5,000)**	**$ (5,000)**

State Controller Schedules County Budget Act January 2010 Edition, revision #1	COUNTY OF KERN Detail of Financing Sources and Financing Uses Governmental Funds Fiscal Year 2013-14	Schedule 9

Budget Unit **4117-SOLID WASTE ENFORCEMENT TRUST**
Function **HEALTH & SANITATION**
Activity **HEALTH**

Detail by Revenue Category and Expenditure Object	Actual 2011-12	Actual 2012-13	CAO Recommended 2013-14	Adopted by the Board of Supervisors 2013-14
1	2	3	4	5
INTERGOVERNMENTAL	$ 144,260	$	$	$
CHARGES FOR SERVICES	15,333			
TOTAL REVENUE	**$ 159,593**	**$**	**$**	**$**
OTHER FINANCING USES	$ 207,034	$ 373,393	$	$
TOTAL EXPENDITURES/APPROPRIATIONS	**$ 207,034**	**$ 373,393**	**$**	**$**
NET COST	**$ (47,441)**	**$ (373,393)**	**$**	**$**

State Controller Schedules County Budget Act January 2010 Edition, revision #1	COUNTY OF KERN Detail of Financing Sources and Financing Uses Governmental Funds Fiscal Year 2013-14	Schedule 9

Budget Unit **4118-VITAL & HEALTH STAT-CO. CLERK**
Function **HEALTH & SANITATION**
Activity **HEALTH**

Detail by Revenue Category and Expenditure Object	Actual 2011-12	Actual 2012-13	CAO Recommended 2013-14	Adopted by the Board of Supervisors 2013-14
1	2	3	4	5
CHARGES FOR SERVICES	$ 1,686	$ 1,986	$ 1,500	$ 1,500
TOTAL REVENUE	**$ 1,686**	**$ 1,986**	**$ 1,500**	**$ 1,500**
OTHER FINANCING USES	$ 1,200	$ 2,200	$ 2,444	$ 2,444
TOTAL EXPENDITURES/APPROPRIATIONS	**$ 1,200**	**$ 2,200**	**$ 2,444**	**$ 2,444**
NET COST	**$ 486**	**$ (214)**	**$ (944)**	**$ (944)**

State Controller Schedules County Budget Act January 2010 Edition, revision #1	COUNTY OF KERN Detail of Financing Sources and Financing Uses Governmental Funds Fiscal Year 2013-14	Schedule 9

Budget Unit **4119-VITAL & HEALTH STAT-RECORDER**
Function **HEALTH & SANITATION**
Activity **HEALTH**

Detail by Revenue Category and Expenditure Object	Actual 2011-12	Actual 2012-13	CAO Recommended 2013-14	Adopted by the Board of Supervisors 2013-14
1	2	3	4	5
CHARGES FOR SERVICES	$ 79,135	$ 49,274	$ 60,000	$ 60,000
TOTAL REVENUE	**$ 79,135**	**$ 49,274**	**$ 60,000**	**$ 60,000**
OTHER FINANCING USES	$ 63,445	$ 57,008	$ 61,800	$ 61,800
TOTAL EXPENDITURES/APPROPRIATIONS	**$ 63,445**	**$ 57,008**	**$ 61,800**	**$ 61,800**
NET COST	**$ 15,690**	**$ (7,734)**	**$ (1,800)**	**$ (1,800)**

State Controller Schedules County Budget Act January 2010 Edition, revision #1	COUNTY OF KERN Detail of Financing Sources and Financing Uses Governmental Funds Fiscal Year 2013-14	Schedule 9

Budget Unit **4120-MENTAL HEALTH**
Function **HEALTH & SANITATION**
Activity **HEALTH**

Detail by Revenue Category and Expenditure Object	Actual 2011-12	Actual 2012-13	CAO Recommended 2013-14	Adopted by the Board of Supervisors 2013-14
1	2	3	4	5
USE OF MONEY/PROPERTY	$ 149,773	$ 85,389	$ 71,500	$ 71,500
INTERGOVERNMENTAL	18,367,401	3,256,550	3,022,230	3,022,230
CHARGES FOR SERVICES	28,457,121	28,129,717	28,725,606	28,725,606
MISCELLANEOUS	929,406	1,282,494	950,619	950,619
OTHER FINANCING SOURCES	47,779,149	71,264,270	73,825,465	73,825,465
TOTAL REVENUE	**$ 95,682,850**	**$ 104,018,420**	**$ 106,595,420**	**$ 106,595,420**
SALARIES & EMPLOYEE BENEFITS	$ 43,859,193	$ 46,287,332	$ 48,588,271	$ 48,588,271
SERVICES & SUPPLIES	37,012,565	16,253,144	44,906,716	44,906,716
OTHER CHARGES	12,730,682	13,046,938	15,320,250	15,320,250
CAPITAL ASSETS	18,200	22,966	13,000	13,000
OTHER FINANCING USES	1,472,583			
TOTAL EXPENDITURES/APPROPRIATIONS	**$ 95,093,223**	**$ 75,610,380**	**$ 108,828,237**	**$ 108,828,237**
NET COST	**$ 589,627**	**$ 28,408,040**	**$ (2,232,817)**	**$ (2,232,817)**

State Controller Schedules County Budget Act January 2010 Edition, revision #1	COUNTY OF KERN Detail of Financing Sources and Financing Uses Governmental Funds Fiscal Year 2013-14	Schedule 9

Budget Unit **4121-APPROP FOR CONT-**
Function **MENTAL HEALTH**
Activity **HEALTH & SANITATION**

Detail by Revenue Category and Expenditure Object	Actual 2011-12	Actual 2012-13	CAO Recommended 2013-14	Adopted by the Board of Supervisors 2013-14
1	2	3	4	5
TOTAL REVENUE	**$**	**$**	**$**	**$**
APPROPRIATION FR CONTINGENCIES	$	$	$ 8,000,000	$ 8,000,000
TOTAL EXPENDITURES/APPROPRIATIONS	**$**	**$**	**$ 8,000,000**	**$ 8,000,000**
NET COST	**$**	**$**	**$ (8,000,000)**	**$ (8,000,000)**

State Controller Schedules County Budget Act January 2010 Edition, revision #1	COUNTY OF KERN Detail of Financing Sources and Financing Uses Governmental Funds Fiscal Year 2013-14	Schedule 9

Budget Unit **4123-M.H.-SUBSTANCE ABUSE PROGRAM**
Function **HEALTH & SANITATION**
Activity **HEALTH**

Detail by Revenue Category and Expenditure Object	Actual 2011-12	Actual 2012-13	CAO Recommended 2013-14	Adopted by the Board of Supervisors 2013-14
1	2	3	4	5
INTERGOVERNMENTAL	$ 4,663,057	$ 4,471,621	$ 4,340,336	$ 4,340,336
CHARGES FOR SERVICES	4,155,883	3,918,269	4,093,047	4,093,047
MISCELLANEOUS		122	100,000	100,000
OTHER FINANCING SOURCES	4,480,128	6,512,052	6,219,479	6,219,479
TOTAL REVENUE	**$ 13,299,068**	**$ 14,902,064**	**$ 14,752,862**	**$ 14,752,862**
SALARIES & EMPLOYEE BENEFITS	$ 3,785,946	$ 3,360,481	$ 3,806,249	$ 3,806,249
SERVICES & SUPPLIES	7,929,015	7,890,705	10,544,741	10,544,741
OTHER CHARGES	252,168	301,512	401,872	401,872
TOTAL EXPENDITURES/APPROPRIATIONS	**$ 11,967,129**	**$ 11,552,698**	**$ 14,752,862**	**$ 14,752,862**
NET COST	**$ 1,331,939**	**$ 3,349,366**	**$**	**$**

State Controller Schedules County Budget Act January 2010 Edition, revision #1	COUNTY OF KERN Detail of Financing Sources and Financing Uses Governmental Funds Fiscal Year 2013-14	Schedule 9

Budget Unit **4124-ALCOHOLISM PROGRAM**
Function **HEALTH & SANITATION**
Activity **HEALTH**

Detail by Revenue Category and Expenditure Object	Actual 2011-12	Actual 2012-13	CAO Recommended 2013-14	Adopted by the Board of Supervisors 2013-14
1	2	3	4	5
FINES AND FORFEITURES	$ 117,935	$ 100,060	$ 72,271	$ 72,271
USE OF MONEY/PROPERTY	832	244	316	316
TOTAL REVENUE	**$ 118,767**	**$ 100,304**	**$ 72,587**	**$ 72,587**
OTHER FINANCING USES	$ 191,800	$ 159,706	$ 72,587	$ 72,587
TOTAL EXPENDITURES/APPROPRIATIONS	**$ 191,800**	**$ 159,706**	**$ 72,587**	**$ 72,587**
NET COST	**$ (73,033)**	**$ (59,402)**	**$**	

State Controller Schedules County Budget Act January 2010 Edition, revision #1	COUNTY OF KERN Detail of Financing Sources and Financing Uses Governmental Funds Fiscal Year 2013-14	Schedule 9

Budget Unit **4125-ALCOHOL ABUSE EDUCATION/PREV**
Function **HEALTH & SANITATION**
Activity **HEALTH**

Detail by Revenue Category and Expenditure Object	Actual 2011-12	Actual 2012-13	CAO Recommended 2013-14	Adopted by the Board of Supervisors 2013-14
1	2	3	4	5
FINES AND FORFEITURES	$ 102,203	$ 85,636	$ 61,277	$ 61,277
USE OF MONEY/PROPERTY	454	406	471	471
TOTAL REVENUE	**$ 102,657**	**$ 86,042**	**$ 61,748**	**$ 61,748**
OTHER FINANCING USES	$ 78,000	$ 100,094	$ 61,748	$ 61,748
TOTAL EXPENDITURES/APPROPRIATIONS	**$ 78,000**	**$ 100,094**	**$ 61,748**	**$ 61,748**
NET COST	**$ 24,657**	**$ (14,052)**	**$**	

State Controller Schedules County Budget Act January 2010 Edition, revision #1	COUNTY OF KERN Detail of Financing Sources and Financing Uses Governmental Funds Fiscal Year 2013-14	Schedule 9

Budget Unit **4126-DRUG PROGRAM**
Function **HEALTH & SANITATION**
Activity **HEALTH**

Detail by Revenue Category and Expenditure Object	Actual 2011-12	Actual 2012-13	CAO Recommended 2013-14	Adopted by the Board of Supervisors 2013-14
1	2	3	4	5
FINES AND FORFEITURES	$ 27,237	$ 23,278	$ 21,835	$ 21,835
USE OF MONEY/PROPERTY	2,649	1,869	2,100	2,100
TOTAL REVENUE	**$ 29,886**	**$ 25,147**	**$ 23,935**	**$ 23,935**
OTHER FINANCING USES	$ 22,000	$ 22,000	$ 157,565	$ 157,565
TOTAL EXPENDITURES/APPROPRIATIONS	**$ 22,000**	**$ 22,000**	**$ 157,565**	**$ 157,565**
NET COST	**$ 7,886**	**$ 3,147**	**$ (133,630)**	**$ (133,630)**

State Controller Schedules County Budget Act January 2010 Edition, revision #1	COUNTY OF KERN Detail of Financing Sources and Financing Uses Governmental Funds Fiscal Year 2013-14	Schedule 9

Budget Unit **4127-CONTRIBUTION FOR MENTAL HEALTH**
Function **HEALTH & SANITATION**
Activity **HEALTH**

Detail by Revenue Category and Expenditure Object	Actual 2011-12	Actual 2012-13	CAO Recommended 2013-14	Adopted by the Board of Supervisors 2013-14
1	2	3	4	5
INTERGOVERNMENTAL	$ 519,753	$ 402,625	$ 402,625	$ 402,625
TOTAL REVENUE	**$ 519,753**	**$ 402,625**	**$ 402,625**	**$ 402,625**
OTHER FINANCING USES	$ 1,608,900	$ 1,491,771	$ 1,491,771	$ 1,491,771
TOTAL EXPENDITURES/APPROPRIATIONS	**$ 1,608,900**	**$ 1,491,771**	**$ 1,491,771**	**$ 1,491,771**
NET COST	**$ (1,089,147)**	**$ (1,089,146)**	**$ (1,089,146)**	**$ (1,089,146)**

State Controller Schedules County Budget Act January 2010 Edition, revision #1	COUNTY OF KERN Detail of Financing Sources and Financing Uses Governmental Funds Fiscal Year 2013-14	Schedule 9

Budget Unit **4129-KCIRT TRUST FUND**
Function **HEALTH & SANITATION**
Activity **HEALTH**

Detail by Revenue Category and Expenditure Object	Actual 2011-12	Actual 2012-13	CAO Recommended 2013-14	Adopted by the Board of Supervisors 2013-14
1	2	3	4	5
USE OF MONEY/PROPERTY	$ 9	$ 3	$	$
TOTAL REVENUE	**$ 9**	**$ 3**	**$**	**$**
OTHER FINANCING USES	$	$ 1,184	$	$
TOTAL EXPENDITURES/APPROPRIATIONS	**$**	**$ 1,184**	**$**	**$**
NET COST	**$ 9**	**$ (1,181)**	**$**	**$**

State Controller Schedules County Budget Act January 2010 Edition, revision #1	COUNTY OF KERN Detail of Financing Sources and Financing Uses Governmental Funds Fiscal Year 2013-14	Schedule 9

Budget Unit **4130-MENTAL HEALTH SERVICES ACT**
Function **HEALTH & SANITATION**
Activity **HEALTH**

Detail by Revenue Category and Expenditure Object	Actual 2011-12	Actual 2012-13	CAO Recommended 2013-14	Adopted by the Board of Supervisors 2013-14
1	2	3	4	5
USE OF MONEY/PROPERTY	$ 267,407	$ 188,503	$ 130,000	$ 130,000
INTERGOVERNMENTAL	12,552,140	38,940,110	28,446,101	28,446,101
TOTAL REVENUE	**$ 12,819,547**	**$ 39,128,613**	**$ 28,576,101**	**$ 28,576,101**
OTHER FINANCING USES	$ 23,904,833	$ 29,095,283	$ 28,650,000	$ 28,650,000
TOTAL EXPENDITURES/APPROPRIATIONS	**$ 23,904,833**	**$ 29,095,283**	**$ 28,650,000**	**$ 28,650,000**
NET COST	**$ (11,085,286)**	**$ 10,033,330**	**$ (73,899)**	**$ (73,899)**

State Controller Schedules County Budget Act January 2010 Edition, revision #1	COUNTY OF KERN Detail of Financing Sources and Financing Uses Governmental Funds Fiscal Year 2013-14	Schedule 9

Budget Unit **4131-MHSA PRUDENT RESERVE**
Function **HEALTH & SANITATION**
Activity **HEALTH**

Detail by Revenue Category and Expenditure Object	Actual 2011-12	Actual 2012-13	CAO Recommended 2013-14	Adopted by the Board of Supervisors 2013-14
1	2	3	4	5
USE OF MONEY/PROPERTY	$ 73,530	$ 45,026	$	$
OTHER FINANCING SOURCES		3,529,368		
TOTAL REVENUE	**$ 73,530**	**$ 3,574,394**	**$**	**$**
OTHER FINANCING USES	$ 500,000	$	$	$
TOTAL EXPENDITURES/APPROPRIATIONS	**$ 500,000**	**$**	**$**	**$**
NET COST	**$ (426,470)**	**$ 3,574,394**	**$**	**$**

State Controller Schedules County Budget Act January 2010 Edition, revision #1	COUNTY OF KERN Detail of Financing Sources and Financing Uses Governmental Funds Fiscal Year 2013-14	Schedule 9

Budget Unit **4132-H1N1 PUB HLTH EMERG RESPONSE**
Function **HEALTH & SANITATION**
Activity **HEALTH**

Detail by Revenue Category and Expenditure Object	Actual 2011-12	Actual 2012-13	CAO Recommended 2013-14	Adopted by the Board of Supervisors 2013-14
1	2	3	4	5
USE OF MONEY/PROPERTY	$ 432	$	$	$
TOTAL REVENUE	**$ 432**	**$**	**$**	**$**
OTHER FINANCING USES	$ 3,329	$	$	$
TOTAL EXPENDITURES/APPROPRIATIONS	**$ 3,329**	**$**	**$**	**$**
NET COST	**$ (2,897)**	**$**	**$**	**$**

State Controller Schedules County Budget Act January 2010 Edition, revision #1	COUNTY OF KERN Detail of Financing Sources and Financing Uses Governmental Funds Fiscal Year 2013-14	Schedule 9

Budget Unit **4133-SOLID WASTE LEA GRANT**
Function **HEALTH & SANITATION**
Activity **HEALTH**

Detail by Revenue Category and Expenditure Object	Actual 2011-12	Actual 2012-13	CAO Recommended 2013-14	Adopted by the Board of Supervisors 2013-14
1	2	3	4	5
USE OF MONEY/PROPERTY	$ 216	$ 222	$ 150	$ 150
INTERGOVERNMENTAL	30,276	34,399	33,448	33,448
TOTAL REVENUE	**$ 30,492**	**$ 34,621**	$ **33,598**	**$ 33,598**
OTHER FINANCING USES	$ 29,896	$ 30,000	$ 64,933	$ 64,933
TOTAL EXPENDITURES/APPROPRIATIONS	**$ 29,896**	**$ 30,000**	**$ 64,933**	**$ 64,933**
NET COST	**$ 596**	**$ 4,621**	**$ (31,335)**	**$ (31,335)**

State Controller Schedules County Budget Act January 2010 Edition, revision #1	COUNTY OF KERN Detail of Financing Sources and Financing Uses Governmental Funds Fiscal Year 2013-14	Schedule 9

Budget Unit **4136-HEALTH-MAA/TCM TRUST**
Function **HEALTH & SANITATION**
Activity **HEALTH**

Detail by Revenue Category and Expenditure Object	Actual 2011-12	Actual 2012-13	CAO Recommended 2013-14	Adopted by the Board of Supervisors 2013-14
1	2	3	4	5
USE OF MONEY/PROPERTY	$ 308	$ 183	$ 120	$ 120
INTERGOVERNMENTAL	68,518	94,136	99,880	99,880
TOTAL REVENUE	**$ 68,826**	**$ 94,319**	**$ 100,000**	**$ 100,000**
OTHER FINANCING USES	$ 69,175	$ 68,776	$ 100,000	$ 100,000
TOTAL EXPENDITURES/APPROPRIATIONS	**$ 69,175**	**$ 68,776**	**$ 100,000**	**$ 100,000**
NET COST	**$ (349)**	**$ 25,543**	**$**	

State Controller Schedules County Budget Act January 2010 Edition, revision #1	COUNTY OF KERN Detail of Financing Sources and Financing Uses Governmental Funds Fiscal Year 2013-14	Schedule 9

Budget Unit **4137-CHILD RESTRAINT LOANER PRG**
Function **HEALTH & SANITATION**
Activity **HEALTH**

Detail by Revenue Category and Expenditure Object	Actual 2011-12	Actual 2012-13	CAO Recommended 2013-14	Adopted by the Board of Supervisors 2013-14
1	2	3	4	5
CHARGES FOR SERVICES	$ 51,876	$ 42,852	$ 44,000	$ 44,000
TOTAL REVENUE	**$ 51,876**	**$ 42,852**	**$ 44,000**	**$ 44,000**
SERVICES & SUPPLIES	$	$ 4,095	$	$
OTHER FINANCING USES	4,940	33,845	108,845	108,845
TOTAL EXPENDITURES/APPROPRIATIONS	**$ 4,940**	**$ 37,940**	**$ 108,845**	**$ 108,845**
NET COST	**$ 46,936**	**$ 4,912**	**$ (64,845)**	**$ (64,845)**

State Controller Schedules County Budget Act January 2010 Edition, revision #1	COUNTY OF KERN Detail of Financing Sources and Financing Uses Governmental Funds Fiscal Year 2013-14	Schedule 9

Budget Unit **4138-HEALTH-NNFP TRUST**
Function **HEALTH & SANITATION**
Activity **HEALTH**

Detail by Revenue Category and Expenditure Object	Actual 2011-12	Actual 2012-13	CAO Recommended 2013-14	Adopted by the Board of Supervisors 2013-14
1	2	3	4	5
USE OF MONEY/PROPERTY	$ 762	$ 8	$	$
TOTAL REVENUE	**$ 762**	**$ 8**	$	**$**
OTHER FINANCING USES	$ 100,000	$ 2,117	$	$
TOTAL EXPENDITURES/APPROPRIATIONS	**$ 100,000**	**$ 2,117**	**$**	**$**
NET COST	**$ (99,238)**	**$ (2,109)**	**$**	**$**

State Controller Schedules County Budget Act January 2010 Edition, revision #1	COUNTY OF KERN Detail of Financing Sources and Financing Uses Governmental Funds Fiscal Year 2013-14	Schedule 9

Budget Unit **4139-HEALTH-BIO TERRORISM GRANT**
Function **HEALTH & SANITATION**
Activity **HEALTH**

Detail by Revenue Category and Expenditure Object	Actual 2011-12	Actual 2012-13	CAO Recommended 2013-14	Adopted by the Board of Supervisors 2013-14
1	2	3	4	5
USE OF MONEY/PROPERTY	$ 3,648	$ 711	$ 700	$ 700
INTERGOVERNMENTAL	558,926	713,827	598,014	598,014
TOTAL REVENUE	**$ 562,574**	**$ 714,538**	**$ 598,714**	**$ 598,714**
OTHER FINANCING USES	$ 685,749	$ 846,421	$ 598,014	$ 598,014
TOTAL EXPENDITURES/APPROPRIATIONS	**$ 685,749**	**$ 846,421**	**$ 598,014**	**$ 598,014**
NET COST	**$ (123,175)**	**$ (131,883)**	**$ 700**	**$ 700**

State Controller Schedules County Budget Act January 2010 Edition, revision #1	COUNTY OF KERN Detail of Financing Sources and Financing Uses Governmental Funds Fiscal Year 2013-14	Schedule 9

Budget Unit **4140-TOBACCO EDUCATION CONTROL PROG**
Function **HEALTH & SANITATION**
Activity **HEALTH**

Detail by Revenue Category and Expenditure Object	Actual 2011-12	Actual 2012-13	CAO Recommended 2013-14	Adopted by the Board of Supervisors 2013-14
1	2	3	4	5
USE OF MONEY/PROPERTY	$ 866	$ 415	$ 470	$ 470
INTERGOVERNMENTAL	165,018	112,500	187,500	187,500
TOTAL REVENUE	**$ 165,884**	**$ 112,915**	**$ 187,970**	**$ 187,970**
OTHER FINANCING USES	$ 177,864	$ 149,999	$ 150,000	$ 150,000
TOTAL EXPENDITURES/APPROPRIATIONS	**$ 177,864**	**$ 149,999**	**$ 150,000**	**$ 150,000**
NET COST	**$ (11,980)**	**$ (37,084)**	**$ 37,970**	**$ 37,970**

State Controller Schedules County Budget Act January 2010 Edition, revision #1	COUNTY OF KERN Detail of Financing Sources and Financing Uses Governmental Funds Fiscal Year 2013-14	Schedule 9

Budget Unit **4141-VITAL & HEALTH STAT-HEALTH DPT**
Function **HEALTH & SANITATION**
Activity **HEALTH**

Detail by Revenue Category and Expenditure Object	Actual 2011-12	Actual 2012-13	CAO Recommended 2013-14	Adopted by the Board of Supervisors 2013-14
1	2	3	4	5
MISCELLANEOUS	$ 53,742	$ 55,886	$ 59,550	$ 59,550
TOTAL REVENUE	**$ 53,742**	**$ 55,886**	**$ 59,550**	**$ 59,550**
OTHER FINANCING USES	$ 46,053	$ 55,654	$ 66,617	$ 66,617
TOTAL EXPENDITURES/APPROPRIATIONS	**$ 46,053**	**$ 55,654**	**$ 66,617**	**$ 66,617**
NET COST	**$ 7,689**	**$ 232**	**$ (7,067)**	**$ (7,067)**

State Controller Schedules County Budget Act January 2010 Edition, revision #1	COUNTY OF KERN Detail of Financing Sources and Financing Uses Governmental Funds Fiscal Year 2013-14	Schedule 9

Budget Unit **4142-COUNTY LOCAL REVNEUE 2011 MH**
Function **HEALTH & SANITATION**
Activity **HEALTH**

Detail by Revenue Category and Expenditure Object	Actual 2011-12	Actual 2012-13	CAO Recommended 2013-14	Adopted by the Board of Supervisors 2013-14
1	2	3	4	5
INTERGOVERNMENTAL	$ 22,500,124	$ 45,080,824	$ 45,700,685	$ 45,700,685
OTHER FINANCING SOURCES	1,472,583			
TOTAL REVENUE	**$ 23,972,707**	**$ 45,080,824**	**$ 45,700,685**	**$ 45,700,685**
OTHER FINANCING USES	$ 24,432,226	$ 46,415,216	$ 45,700,685	$ 45,700,685
TOTAL EXPENDITURES/APPROPRIATIONS	**$ 24,432,226**	**$ 46,415,216**	**$ 45,700,685**	**$ 45,700,685**
NET COST	**$ (459,519)**	**$ (1,334,392)**	**$**	

State Controller Schedules County Budget Act January 2010 Edition, revision #1	COUNTY OF KERN Detail of Financing Sources and Financing Uses Governmental Funds Fiscal Year 2013-14	Schedule 9

Budget Unit **4200-EMERGENCY MEDICAL SERVICES**
Function **HEALTH & SANITATION**
Activity **HOSPITAL CARE**

Detail by Revenue Category and Expenditure Object	Actual 2011-12	Actual 2012-13	CAO Recommended 2013-14	Adopted by the Board of Supervisors 2013-14
1	2	3	4	5
LICENSES AND PERMITS	$ 139,361	$ 169,860	$ 126,117	$ 126,117
INTERGOVERNMENTAL	213,734	170,069	167,492	167,492
CHARGES FOR SERVICES	134,000	134,000	134,004	134,004
MISCELLANEOUS	446	5,708	560	560
OTHER FINANCING SOURCES	406,604	331,938	447,192	447,192
TOTAL REVENUE	**$ 894,145**	**$ 811,575**	**$ 875,365**	**$ 875,365**
SALARIES & EMPLOYEE BENEFITS	$ 745,777	$ 844,109	$ 905,042	$ 905,042
SERVICES & SUPPLIES	184,044	150,869	159,489	159,489
OTHER FINANCING USES			268,001	268,001
EXPENDITURE TRANSFERS & REIMBS	(88,699)	(111,141)	(110,525)	(110,525)
TOTAL EXPENDITURES/APPROPRIATIONS	**$ 841,122**	**$ 883,837**	**$ 1,222,007**	**$ 1,222,007**
NET COST	**$ 53,023**	**$ (72,262)**	**$ (346,642)**	**$ (346,642)**

State Controller Schedules County Budget Act January 2010 Edition, revision #1	COUNTY OF KERN Detail of Financing Sources and Financing Uses Governmental Funds Fiscal Year 2013-14	Schedule 9

Budget Unit **4201-EMERGENCY MEDICAL PAYMENTS**
Function **HEALTH & SANITATION**
Activity **HOSPITAL CARE**

Detail by Revenue Category and Expenditure Object	Actual 2011-12	Actual 2012-13	CAO Recommended 2013-14	Adopted by the Board of Supervisors 2013-14
1	2	3	4	5
FINES AND FORFEITURES	$ 1,894,959	$ 1,628,470	$ 1,747,764	$ 1,747,764
USE OF MONEY/PROPERTY	6,501	4,969	5,959	5,959
TOTAL REVENUE	**$ 1,901,460**	**$ 1,633,439**	**$ 1,753,723**	**$ 1,753,723**
SERVICES & SUPPLIES	$ 1,668,924	$ 1,146,371	$ 1,310,031	$ 1,310,031
OTHER FINANCING USES	436,618	342,722	443,692	443,692
TOTAL EXPENDITURES/APPROPRIATIONS	**$ 2,105,542**	**$ 1,489,093**	**$ 1,753,723**	**$ 1,753,723**
NET COST	**$ (204,082)**	**$ 144,346**	**$**	

State Controller Schedules County Budget Act January 2010 Edition, revision #1	COUNTY OF KERN Detail of Financing Sources and Financing Uses Governmental Funds Fiscal Year 2013-14	Schedule 9

Budget Unit **4202-KMC ENTERPRISE FUND-CO CONTRI**
Function **HEALTH & SANITATION**
Activity **HOSPITAL CARE**

Detail by Revenue Category and Expenditure Object	Actual 2011-12	Actual 2012-13	CAO Recommended 2013-14	Adopted by the Board of Supervisors 2013-14
1	2	3	4	5
INTERGOVERNMENTAL	$ 17,623,893	$ 15,700,694	$ 10,500,000	$ 10,500,000
TOTAL REVENUE	**$ 17,623,893**	**$ 15,700,694**	**$ 10,500,000**	**$ 10,500,000**
OTHER FINANCING USES	$ 36,903,892	$ 36,980,694	$ 41,586,093	$ 41,586,093
TOTAL EXPENDITURES/APPROPRIATIONS	**$ 36,903,892**	**$ 36,980,694**	**$ 41,586,093**	**$ 41,586,093**
NET COST	**$ (19,279,999)**	**$ (21,280,000)**	**$ (31,086,093)**	**$ (31,086,093)**

State Controller Schedules County Budget Act January 2010 Edition, revision #1	COUNTY OF KERN Detail of Financing Sources and Financing Uses Governmental Funds Fiscal Year 2013-14	Schedule 9

Budget Unit **4203-AMBULANCE SERVICE PAYMENTS**
Function **HEALTH & SANITATION**
Activity **HOSPITAL CARE**

Detail by Revenue Category and Expenditure Object	Actual 2011-12	Actual 2012-13	CAO Recommended 2013-14	Adopted by the Board of Supervisors 2013-14
1	2	3	4	5
OTHER FINANCING SOURCES	$ 32,857	$ 17,962	$	$
TOTAL REVENUE	**$ 32,857**	**$ 17,962**	**$**	**$**
SERVICES & SUPPLIES	$ 32,857	$ 19,515	$	$
TOTAL EXPENDITURES/APPROPRIATIONS	**$ 32,857**	**$ 19,515**	**$**	**$**
NET COST	**$**	**$ (1,553)**	**$**	**$**

State Controller Schedules County Budget Act January 2010 Edition, revision #1	COUNTY OF KERN Detail of Financing Sources and Financing Uses Governmental Funds Fiscal Year 2013-14	Schedule 9

Budget Unit **4204-HOSPT PREPAREDNESS PRGM GRANT**
Function **HEALTH & SANITATION**
Activity **HEALTH**

Detail by Revenue Category and Expenditure Object	Actual 2011-12	Actual 2012-13	CAO Recommended 2013-14	Adopted by the Board of Supervisors 2013-14
1	2	3	4	5
USE OF MONEY/PROPERTY	$ 207	$ 185	$ 180	$ 180
INTERGOVERNMENTAL	292,469	(27,011)	98,110	98,110
TOTAL REVENUE	**$ 292,676**	**$ (26,826)**	**$ 98,290**	**$ 98,290**
OTHER FINANCING USES	$ 292,469	$ (27,011)	$ 98,110	$ 98,110
TOTAL EXPENDITURES/APPROPRIATIONS	**$ 292,469**	**$ (27,011)**	**$ 98,110**	**$ 98,110**
NET COST	**$ 207**	**$ 185**	**$ 180**	**$ 180**

State Controller Schedules County Budget Act January 2010 Edition, revision #1	COUNTY OF KERN Detail of Financing Sources and Financing Uses Governmental Funds Fiscal Year 2013-14	Schedule 9

Budget Unit **4205-EMS WEEK - DONATIONS TRUST**
Function **HEALTH & SANITATION**
Activity **HOSPITAL CARE**

Detail by Revenue Category and Expenditure Object	Actual 2011-12	Actual 2012-13	CAO Recommended 2013-14	Adopted by the Board of Supervisors 2013-14
1	2	3	4	5
USE OF MONEY/PROPERTY	$ 195	$ 134	$ 130	$ 130
TOTAL REVENUE	**$ 195**	**$ 134**	**$ 130**	**$ 130**
OTHER FINANCING USES	$ 500	$	$ 500	$ 500
TOTAL EXPENDITURES/APPROPRIATIONS	**$ 500**	**$**	**$ 500**	**$ 500**
NET COST	**$ (305)**	**$ 134**	**$ (370)**	**$ (370)**

State Controller Schedules County Budget Act January 2010 Edition, revision #1	COUNTY OF KERN Detail of Financing Sources and Financing Uses Governmental Funds Fiscal Year 2013-14	Schedule 9

Budget Unit **4300-CALIFORNIA CHILDREN SERVICES**
Function **HEALTH & SANITATION**
Activity **CALIFORNIA CHILDREN SERVICES**

Detail by Revenue Category and Expenditure Object	Actual 2011-12	Actual 2012-13	CAO Recommended 2013-14	Adopted by the Board of Supervisors 2013-14
1	2	3	4	5
INTERGOVERNMENTAL	$ 6,395,140	$ 7,271,863	$ 8,391,582	$ 8,391,582
CHARGES FOR SERVICES	142,212	91,970	176,026	176,026
MISCELLANEOUS	34,114	2,229	39,774	39,774
TOTAL REVENUE	**$ 6,571,466**	**$ 7,366,062**	**$ 8,607,382**	**$ 8,607,382**
SALARIES & EMPLOYEE BENEFITS	$ 5,367,323	$ 5,953,882	$ 7,073,350	$ 7,073,350
SERVICES & SUPPLIES	1,804,713	1,868,198	2,294,492	2,294,492
OTHER CHARGES	5,339	127		
EXPENDITURE TRANSFERS & REIMBS	(3,202)			
TOTAL EXPENDITURES/APPROPRIATIONS	**$ 7,174,173**	**$ 7,822,207**	**$ 9,367,842**	**$ 9,367,842**
NET COST	**$ (602,707)**	**$ (456,145)**	**$ (760,460)**	**$ (760,460)**

THIS PAGE INTENTIONALLY LEFT BLANK

Function:

PUBLIC ASSISTANCE

THIS PAGE INTENTIONALLY LEFT BLANK

State Controller Schedules County Budget Act January 2010 Edition, revision #1	COUNTY OF KERN Detail of Financing Sources and Financing Uses Governmental Funds Fiscal Year 2013-14	Schedule 9

Budget Unit **5120-DEPT HUMAN SERVICES-ADM**
Function **PUBLIC ASSISTANCE**
Activity **ADMINISTRATION**

Detail by Revenue Category and Expenditure Object	Actual 2011-12	Actual 2012-13	CAO Recommended 2013-14	Adopted by the Board of Supervisors 2013-14
1	2	3	4	5
USE OF MONEY/PROPERTY	$ 94,873	$ 27,606	$ 94,812	$ 94,812
INTERGOVERNMENTAL	125,014,951	117,665,192	145,970,913	145,970,913
CHARGES FOR SERVICES	207,373	151,950	139,377	139,377
MISCELLANEOUS	51,592	34,495	30,126	30,126
OTHER FINANCING SOURCES	32,886,166	23,008,523	41,585,287	41,585,287
TOTAL REVENUE	**$ 158,254,955**	**$ 140,887,766**	**$ 187,820,515**	**$ 187,820,515**
SALARIES & EMPLOYEE BENEFITS	$ 108,934,140	$ 119,121,873	$ 133,441,455	$ 133,441,455
SERVICES & SUPPLIES	28,678,050	26,682,618	42,868,296	42,868,296
OTHER CHARGES	9,941,006	9,601,899	11,608,407	11,608,407
CAPITAL ASSETS	127,597	287,047	130,000	130,000
TOTAL EXPENDITURES/APPROPRIATIONS	**$ 147,680,793**	**$ 155,693,437**	**$ 188,048,158**	**$ 188,048,158**
NET COST	**$ 10,574,162**	**$ (14,805,671)**	**$ (227,643)**	**$ (227,643)**

State Controller Schedules County Budget Act January 2010 Edition, revision #1	COUNTY OF KERN Detail of Financing Sources and Financing Uses Governmental Funds Fiscal Year 2013-14	Schedule 9

Budget Unit **5121-CONTRIBUTION FOR HUMAN SERVICES**
Function **PUBLIC ASSISTANCE**
Activity **ADMINISTRATION**

Detail by Revenue Category and Expenditure Object	Actual 2011-12	Actual 2012-13	CAO Recommended 2013-14	Adopted by the Board of Supervisors 2013-14
1	2	3	4	5
INTERGOVERNMENTAL	$ 16,546,316	$ 19,330,311	$ 20,054,098	$ 20,054,098
OTHER FINANCING SOURCES	3,354,000	$	1,901,681	1,901,681
TOTAL REVENUE	**$ 19,900,316**	**$ 19,330,311**	**$ 21,955,779**	**$ 21,955,779**
OTHER FINANCING USES	$ 33,846,810	$ 36,059,993	$ 39,051,757	$ 39,051,757
TOTAL EXPENDITURES/APPROPRIATIONS	**$ 33,846,810**	**$ 36,059,993**	**$ 39,051,757**	**$ 39,051,757**
NET COST	**$ (13,946,494)**	**$ (16,729,682)**	**$ (17,095,978)**	**$ (17,095,978)**

State Controller Schedules County Budget Act January 2010 Edition, revision #1	COUNTY OF KERN Detail of Financing Sources and Financing Uses Governmental Funds Fiscal Year 2013-14	Schedule 9

Budget Unit **5122-WRAPAROUND SAVINGS TRUST FUND**
Function **PUBLIC ASSISTANCE**
Activity **ADMINISTRATION**

Detail by Revenue Category and Expenditure Object	Actual 2011-12	Actual 2012-13	CAO Recommended 2013-14	Adopted by the Board of Supervisors 2013-14
1	2	3	4	5
MISCELLANEOUS	$ 530,080	$ 1,096,990	$ 1,060,000	$ 1,060,000
OTHER FINANCING SOURCES	1,751,448			
TOTAL REVENUE	**$ 2,281,528**	**$ 1,096,990**	**$ 1,060,000**	**$ 1,060,000**
SERVICES & SUPPLIES	$	$	$ 3,000,000	$ 3,000,000
OTHER FINANCING USES	543,822			
TOTAL EXPENDITURES/APPROPRIATIONS	**$ 543,822**	**$**	**$ 3,000,000**	**$ 3,000,000**
NET COST	**$ 1,737,706**	**$ 1,096,990**	**$ (1,940,000)**	**$ (1,940,000)**

State Controller Schedules County Budget Act January 2010 Edition, revision #1	COUNTY OF KERN Detail of Financing Sources and Financing Uses Governmental Funds Fiscal Year 2013-14	Schedule 9

Budget Unit **5123-KERN CO CHILDREN'S TRUST FUND**
Function **PUBLIC ASSISTANCE**
Activity **ADMINISTRATION**

Detail by Revenue Category and Expenditure Object	Actual 2011-12	Actual 2012-13	CAO Recommended 2013-14	Adopted by the Board of Supervisors 2013-14
1	2	3	4	5
USE OF MONEY/PROPERTY	$ 4,570	$ 3,202	$ 4,024	$ 4,024
INTERGOVERNMENTAL	44,553	46,220	46,220	46,220
CHARGES FOR SERVICES	158,286	159,158	159,392	159,392
TOTAL REVENUE	**$ 207,409**	**$ 208,580**	**$ 209,636**	**$ 209,636**
SERVICES & SUPPLIES	$ 201,385	$ 150,295	$ 485,426	$ 485,426
TOTAL EXPENDITURES/APPROPRIATIONS	**$ 201,385**	**$ 150,295**	**$ 485,426**	**$ 485,426**
NET COST	**$ 6,024**	**$ 58,285**	**$ (275,790)**	**$ (275,790)**

State Controller Schedules County Budget Act January 2010 Edition, revision #1	COUNTY OF KERN Detail of Financing Sources and Financing Uses Governmental Funds Fiscal Year 2013-14	Schedule 9

Budget Unit **5124-SHELTER CARE**
Function **PUBLIC ASSISTANCE**
Activity **ADMINISTRATION**

Detail by Revenue Category and Expenditure Object	Actual 2011-12	Actual 2012-13	CAO Recommended 2013-14	Adopted by the Board of Supervisors 2013-14
1	2	3	4	5
MISCELLANEOUS	$ 17,878	$ 12,766	$ 16,000	$ 16,000
TOTAL REVENUE	**$ 17,878**	**$ 12,766**	**$ 16,000**	**$ 16,000**
SERVICES & SUPPLIES	$ 4,351	$ 1,363	$ 100,000	$ 100,000
TOTAL EXPENDITURES/APPROPRIATIONS	**$ 4,351**	**$ 1,363**	**$ 100,000**	**$ 100,000**
NET COST	**$ 13,527**	**$ 11,403**	**$ (84,000)**	**$ (84,000)**

State Controller Schedules County Budget Act January 2010 Edition, revision #1	COUNTY OF KERN Detail of Financing Sources and Financing Uses Governmental Funds Fiscal Year 2013-14	Schedule 9

Budget Unit **5220-HUMAN SERVICES-DIRECT FIN AID**
Function **PUBLIC ASSISTANCE**
Activity **DIRECT FINANCIAL AID**

Detail by Revenue Category and Expenditure Object	Actual 2011-12	Actual 2012-13	CAO Recommended 2013-14	Adopted by the Board of Supervisors 2013-14
1	2	3	4	5
INTERGOVERNMENTAL	$ 138,437,801	$ 138,648,813	$ 141,730,597	$ 141,730,597
MISCELLANEOUS	(196,484)	1,382,555	1,785,712	1,785,712
OTHER FINANCING SOURCES	46,511,621	58,756,135	48,884,815	48,884,815
TOTAL REVENUE	**$ 184,752,938**	**$ 198,787,503**	**$ 192,401,124**	**$ 192,401,124**
OTHER CHARGES	$ 194,869,026	$ 191,948,683	$ 198,266,697	$ 198,266,697
OTHER FINANCING USES	5,105,448		1,901,681	1,901,681
TOTAL EXPENDITURES/APPROPRIATIONS	**$ 199,974,474**	**$ 191,948,683**	**$ 200,168,378**	**$ 200,168,378**
NET COST	**$ (15,221,536)**	**$ 6,838,820**	**$ (7,767,254)**	**$ (7,767,254)**

State Controller Schedules County Budget Act January 2010 Edition, revision #1	COUNTY OF KERN Detail of Financing Sources and Financing Uses Governmental Funds Fiscal Year 2013-14	Schedule 9

Budget Unit **5300-COUNTY LOCAL REVENUE 2011 HS**
Function **PUBLIC ASSISTANCE**
Activity **DIRECT FINANCIAL AID**

Detail by Revenue Category and Expenditure Object	Actual 2011-12	Actual 2012-13	CAO Recommended 2013-14	Adopted by the Board of Supervisors 2013-14
1	2	3	4	5
INTERGOVERNMENTAL	$ 46,567,347	$ 47,197,196	$ 53,148,604	$ 53,148,604
TOTAL REVENUE	**$ 46,567,347**	**$ 47,197,196**	**$ 53,148,604**	**$ 53,148,604**
OTHER FINANCING USES	$ 46,500,388	$ 47,264,155	$ 53,148,604	$ 53,148,604
TOTAL EXPENDITURES/APPROPRIATIONS	**$ 46,500,388**	**$ 47,264,155**	**$ 53,148,604**	**$ 53,148,604**
NET COST	**$ 66,959**	**$ (66,959)**	**$**	**$**

State Controller Schedules County Budget Act January 2010 Edition, revision #1	COUNTY OF KERN Detail of Financing Sources and Financing Uses Governmental Funds Fiscal Year 2013-14	Schedule 9

Budget Unit **5510-VETERANS SERVICE**
Function **PUBLIC ASSISTANCE**
Activity **VETERANS SERVICES**

Detail by Revenue Category and Expenditure Object	Actual 2011-12	Actual 2012-13	CAO Recommended 2013-14	Adopted by the Board of Supervisors 2013-14
1	2	3	4	5
INTERGOVERNMENTAL	$ 96,910	$ 95,506	$ 99,517	$ 99,517
TOTAL REVENUE	**$ 96,910**	**$ 95,506**	**$ 99,517**	**$ 99,517**
SALARIES & EMPLOYEE BENEFITS	$ 693,870	$ 782,235	$ 939,316	$ 939,316
SERVICES & SUPPLIES	40,613	67,316	56,699	56,699
OTHER CHARGES	13	16	83	83
OTHER FINANCING USES			49,597	49,597
TOTAL EXPENDITURES/APPROPRIATIONS	**$ 734,496**	**$ 849,567**	**$ 1,045,695**	**$ 1,045,695**
NET COST	**$ (637,586)**	**$ (754,061)**	**$ (946,178)**	**$ (946,178)**

State Controller Schedules County Budget Act January 2010 Edition, revision #1	COUNTY OF KERN Detail of Financing Sources and Financing Uses Governmental Funds Fiscal Year 2013-14	Schedule 9

Budget Unit **5609-APPROP FOR CONT-AGING & ADULT**
Function **PUBLIC ASSISTANCE**
Activity **OTHER ASSISTANCE**

Detail by Revenue Category and Expenditure Object	Actual 2011-12	Actual 2012-13	CAO Recommended 2013-14	Adopted by the Board of Supervisors 2013-14
1	2	3	4	5
INTERGOVERNMENTAL	$ 895	$	$	$
TOTAL REVENUE	**$ 895**	**$**	**$**	**$**
TOTAL EXPENDITURES/APPROPRIATIONS	**$**	**$**	**$**	**$**
NET COST	**$ 895**	**$**	**$**	**$**

State Controller Schedules County Budget Act January 2010 Edition, revision #1	COUNTY OF KERN Detail of Financing Sources and Financing Uses Governmental Funds Fiscal Year 2013-14	Schedule 9

Budget Unit **5610-AGING AND ADULT SERVICES DEPT**
Function **PUBLIC ASSISTANCE**
Activity **OTHER ASSISTANCE**

Detail by Revenue Category and Expenditure Object	Actual 2011-12	Actual 2012-13	CAO Recommended 2013-14	Adopted by the Board of Supervisors 2013-14
1	2	3	4	5
USE OF MONEY/PROPERTY	$ 30,175	$ 24,905	$ 26,866	$ 26,866
INTERGOVERNMENTAL	5,656,934	8,393,664	9,393,243	9,393,243
CHARGES FOR SERVICES	1,033,770	1,087,936	1,236,746	1,236,746
MISCELLANEOUS	241,355	234,030	257,562	257,562
OTHER FINANCING SOURCES	2,874,136	2,941,034	3,087,185	3,087,185
NON-REVENUE RECEIPTS	1,722			
TOTAL REVENUE	**$ 9,838,092**	**$ 12,681,569**	**$ 14,001,602**	**$ 14,001,602**
SALARIES & EMPLOYEE BENEFITS	$ 7,430,991	$ 8,024,182	$ 9,650,985	$ 9,650,985
SERVICES & SUPPLIES	2,863,202	3,163,789	3,541,384	3,541,384
OTHER CHARGES	770,893	652,772	842,388	842,388
CAPITAL ASSETS		45,518	210,548	210,548
TOTAL EXPENDITURES/APPROPRIATIONS	**$ 11,065,086**	**$ 11,886,261**	**$ 14,245,305**	**$ 14,245,305**
NET COST	**$ (1,226,994)**	**$ 795,308**	**$ (243,703)**	**$ (243,703)**

State Controller Schedules County Budget Act January 2010 Edition, revision #1	COUNTY OF KERN Detail of Financing Sources and Financing Uses Governmental Funds Fiscal Year 2013-14	Schedule 9

Budget Unit **5611-CONTRIBUTION TO AGING AND ADULT**
Function **PUBLIC ASSISTANCE**
Activity **OTHER ASSISTANCE**

Detail by Revenue Category and Expenditure Object	Actual 2011-12	Actual 2012-13	CAO Recommended 2013-14	Adopted by the Board of Supervisors 2013-14
1	2	3	4	5
INTERGOVERNMENTAL	$ 514,264	$ 654,062	$ 690,764	$ 690,764
TOTAL REVENUE	**$ 514,264**	**$ 654,062**	**$ 690,764**	**$ 690,764**
OTHER FINANCING USES	$ 1,715,115	$ 1,783,550	$ 1,820,252	$ 1,820,252
TOTAL EXPENDITURES/APPROPRIATIONS	**$ 1,715,115**	**$ 1,783,550**	**$ 1,820,252**	**$ 1,820,252**
NET COST	**$ (1,200,851)**	**$ (1,129,488)**	**$ (1,129,488)**	**$ (1,129,488)**

State Controller Schedules County Budget Act January 2010 Edition, revision #1	COUNTY OF KERN Detail of Financing Sources and Financing Uses Governmental Funds Fiscal Year 2013-14	Schedule 9

Budget Unit **5612- KC ARRA IHSS PUBLIC AUTHORITY**
Function **PUBLIC ASSISTANCE**
Activity **OTHER ASSISTANCE**

Detail by Revenue Category and Expenditure Object	Actual 2011-12	Actual 2012-13	CAO Recommended 2013-14	Adopted by the Board of Supervisors 2013-14
1	2	3	4	5
USE OF MONEY/PROPERTY	$ 4	$ 3	$ 140	$ 140
TOTAL REVENUE	**$ 4**	**$ 3**	**$ 140**	**$ 140**
OTHER FINANCING USES	$	$	$ 600	$ 600
TOTAL EXPENDITURES/APPROPRIATIONS	**$**	**$**	**$ 600**	**$ 600**
NET COST	**$ 04**	**$ 03**	**$ (460)**	**$ (460)**

State Controller Schedules County Budget Act January 2010 Edition, revision #1	COUNTY OF KERN Detail of Financing Sources and Financing Uses Governmental Funds Fiscal Year 2013-14	Schedule 9

Budget Unit **5810-IHSS COUNTY CONTRIBUTION**
Function **PUBLIC ASSISTANCE**
Activity **OTHER ASSISTANCE**

Detail by Revenue Category and Expenditure Object	Actual 2011-12	Actual 2012-13	CAO Recommended 2013-14	Adopted by the Board of Supervisors 2013-14
1	2	3	4	5
INTERGOVERNMENTAL	$ 6,357,076	$ 8,047,753	$ 7,725,101	$ 7,725,101
TOTAL REVENUE	**$ 6,357,076**	**$ 8,047,753**	**$ 7,725,101**	**$ 7,725,101**
OTHER FINANCING USES	$ 7,663,618	$ 7,550,677	$ 7,858,270	$ 7,858,270
TOTAL EXPENDITURES/APPROPRIATIONS	**$ 7,663,618**	**$ 7,550,677**	**$ 7,858,270**	**$ 7,858,270**
NET COST	**$ (1,306,542)**	**$ 497,076**	**$ (133,169)**	**$ (133,169)**

State Controller Schedules County Budget Act January 2010 Edition, revision #1	COUNTY OF KERN Detail of Financing Sources and Financing Uses Governmental Funds Fiscal Year 2013-14	Schedule 9

Budget Unit **5923-EMP TRNG RESOURCE ADM & SERVCS**
Function **PUBLIC ASSISTANCE**
Activity **OTHER ASSISTANCE**

Detail by Revenue Category and Expenditure Object	Actual 2011-12	Actual 2012-13	CAO Recommended 2013-14	Adopted by the Board of Supervisors 2013-14
1	2	3	4	5
MISCELLANEOUS	$ 48	$ 2	$ 1,000	$ 1,000
OTHER FINANCING SOURCES	11,146,011	10,318,316	11,011,778	11,011,778
TOTAL REVENUE	**$ 11,146,059**	**$ 10,318,318**	**$ 11,012,778**	**$ 11,012,778**
SALARIES & EMPLOYEE BENEFITS	$ 8,950,984	$ 8,860,905	$ 9,016,749	$ 9,016,749
SERVICES & SUPPLIES	2,151,751	1,452,150	1,965,880	1,965,880
OTHER CHARGES	55,980	5,261	30,149	30,149
TOTAL EXPENDITURES/APPROPRIATIONS	**$ 11,158,715**	**$ 10,318,316**	**$ 11,012,778**	**$ 11,012,778**
NET COST	**$ (12,656)**	**$ 02**	**$**	**$**

State Controller Schedules County Budget Act January 2010 Edition, revision #1	COUNTY OF KERN Detail of Financing Sources and Financing Uses Governmental Funds Fiscal Year 2013-14	Schedule 9

Budget Unit **5924-KC ARRA ETR**
Function **PUBLIC ASSISTANCE**
Activity **OTHER ASSISTANCE**

Detail by Revenue Category and Expenditure Object	Actual 2011-12	Actual 2012-13	CAO Recommended 2013-14	Adopted by the Board of Supervisors 2013-14
1	2	3	4	5
USE OF MONEY/PROPERTY	$ 2	$	$	$
TOTAL REVENUE	**$ 2**	**$**	**$**	**$**
TOTAL EXPENDITURES/APPROPRIATIONS	**$**	**$**	**$**	**$**
NET COST	**$ 2**	**$**	**$**	**$**

State Controller Schedules County Budget Act January 2010 Edition, revision #1	COUNTY OF KERN Detail of Financing Sources and Financing Uses Governmental Funds Fiscal Year 2013-14	Schedule 9

Budget Unit **5940-COMMUNITY DEVELOPMENT PROG AGY**
Function **PUBLIC ASSISTANCE**
Activity **OTHER ASSISTANCE**

Detail by Revenue Category and Expenditure Object	Actual 2011-12	Actual 2012-13	CAO Recommended 2013-14	Adopted by the Board of Supervisors 2013-14
1	2	3	4	5
OTHER FINANCING SOURCES	$ 1,651,620	$ 1,579,635	$ 1,782,641	$ 1,782,641
TOTAL REVENUE	**$ 1,651,620**	**$ 1,579,635**	**$ 1,782,641**	**$ 1,782,641**
SALARIES & EMPLOYEE BENEFITS	$ 1,431,973	$ 1,305,039	$ 1,364,049	$ 1,364,049
SERVICES & SUPPLIES	232,307	281,494	418,544	418,544
OTHER CHARGES	26	33	48	48
EXPENDITURE TRANSFERS & REIMBS	(4,032)	(6,925)		
TOTAL EXPENDITURES/APPROPRIATIONS	**$ 1,660,274**	**$ 1,579,641**	**$ 1,782,641**	**$ 1,782,641**
NET COST	**$ (8,654)**	**$ (6)**	**$**	**$**

Function:

EDUCATION

THIS PAGE INTENTIONALLY LEFT BLANK

State Controller Schedules County Budget Act January 2010 Edition, revision #1	COUNTY OF KERN Detail of Financing Sources and Financing Uses Governmental Funds Fiscal Year 2013-14	Schedule 9

Budget Unit **6210-KERN COUNTY LIBRARY**
Function **EDUCATION**
Activity **EDUCATION**

Detail by Revenue Category and Expenditure Object	Actual 2011-12	Actual 2012-13	CAO Recommended 2013-14	Adopted by the Board of Supervisors 2013-14
1	2	3	4	5
USE OF MONEY/PROPERTY	$ 75,147	$ 73,205	$ 84,000	$ 84,000
INTERGOVERNMENTAL	288,355	5,554		
CHARGES FOR SERVICES	329,274	353,675	400,940	400,940
MISCELLANEOUS	55,219	68,409	70,000	70,000
OTHER FINANCING SOURCES	172,133	281,002	25,000	25,000
TOTAL REVENUE	**$ 920,128**	**$ 781,845**	**$ 579,940**	**$ 579,940**
SALARIES & EMPLOYEE BENEFITS	$ 5,838,845	$ 5,554,735	$ 5,995,065	$ 6,509,664
SERVICES & SUPPLIES	1,687,846	1,768,179	1,559,585	1,559,585
OTHER CHARGES	257	329	313	313
CAPITAL ASSETS	97,900	35,171		
OTHER FINANCING USES			209,814	209,814
EXPENDITURE TRANSFERS & REIMBS	(271,224)			
TOTAL EXPENDITURES/APPROPRIATIONS	**$ 7,353,624**	**$ 7,358,414**	**$ 7,764,777**	**$ 8,279,376**
NET COST	**$ (6,433,496)**	**$ (6,576,569)**	**$ (7,184,837)**	**$ (7,699,436)**

State Controller Schedules County Budget Act January 2010 Edition, revision #1	COUNTY OF KERN Detail of Financing Sources and Financing Uses Governmental Funds Fiscal Year 2013-14	Schedule 9

Budget Unit **6211-KERN CO LIBRARY BOOK TRUST**
Function **EDUCATION**
Activity **EDUCATION**

Detail by Revenue Category and Expenditure Object	Actual 2011-12	Actual 2012-13	CAO Recommended 2013-14	Adopted by the Board of Supervisors 2013-14
1	2	3	4	5
USE OF MONEY/PROPERTY	$ 12,126	$ 9,246	$ 10,000	$ 10,000
MISCELLANEOUS	205,459	101,663	86,000	86,000
TOTAL REVENUE	**$ 217,585**	**$ 110,909**	**$ 96,000**	**$ 96,000**
OTHER FINANCING USES	$ 172,133	$ 281,002	$ 25,000	$ 25,000
TOTAL EXPENDITURES/APPROPRIATIONS	**$ 172,133**	**$ 281,002**	**$ 25,000**	**$ 25,000**
NET COST	**$ 45,452**	**$ (170,093)**	**$ 71,000**	**$ 71,000**

State Controller Schedules County Budget Act January 2010 Edition, revision #1	COUNTY OF KERN Detail of Financing Sources and Financing Uses Governmental Funds Fiscal Year 2013-14	Schedule 9

Budget Unit **6310-FARM & HOME ADVISOR**
Function **EDUCATION**
Activity **EDUCATION**

Detail by Revenue Category and Expenditure Object	Actual 2011-12	Actual 2012-13	CAO Recommended 2013-14	Adopted by the Board of Supervisors 2013-14
1	2	3	4	5
MISCELLANEOUS	$ 891	$ 80	$ 800	$ 800
OTHER FINANCING SOURCES	614			
TOTAL REVENUE	**$ 1,505**	**$ 80**	**$ 800**	**$ 800**
SALARIES & EMPLOYEE BENEFITS	$ 302,007	$ 300,454	$ 297,639	$ 297,639
SERVICES & SUPPLIES	86,329	92,029	129,997	129,997
OTHER CHARGES	11	9	9	9
OTHER FINANCING USES			85,080	85,080
TOTAL EXPENDITURES/APPROPRIATIONS	**$ 388,347**	**$ 392,492**	**$ 512,725**	**$ 512,725**
NET COST	**$ (386,842)**	**$ (392,412)**	**$ (511,925)**	**$ (511,925)**

State Controller Schedules County Budget Act January 2010 Edition, revision #1	COUNTY OF KERN Detail of Financing Sources and Financing Uses Governmental Funds Fiscal Year 2013-14	Schedule 9

Budget Unit **6311-A-C FARM ADV AGRI RESEARCH TRS**
Function **EDUCATION**
Activity **EDUCATION**

Detail by Revenue Category and Expenditure Object	Actual 2011-12	Actual 2012-13	CAO Recommended 2013-14	Adopted by the Board of Supervisors 2013-14
1	2	3	4	5
USE OF MONEY/PROPERTY	$ $ (1)	$	$	$
TOTAL REVENUE	**$ $ (1)**	**$**	**$**	**$**
OTHER FINANCING USES	$ 614	$	$	$
TOTAL EXPENDITURES/APPROPRIATIONS	**$ 614**	**$**	**$**	**$**
NET COST	**$ (615)**	**$**	**$**	**$**

Function:

RECREATION & CULTURAL SERVICES

THIS PAGE INTENTIONALLY LEFT BLANK

State Controller Schedules County Budget Act January 2010 Edition, revision #1	COUNTY OF KERN Detail of Financing Sources and Financing Uses Governmental Funds Fiscal Year 2013-14	Schedule 9

Budget Unit **7100-PARKS & RECREATION DEPARTMENT**
Function **RECREATION & CULTURE**
Activity **RECREATION FACILITIES**

Detail by Revenue Category and Expenditure Object	Actual 2011-12	Actual 2012-13	CAO Recommended 2013-14	Adopted by the Board of Supervisors 2013-14
1	2	3	4	5
FINES AND FORFEITURES	$ 13,512	$ 11,985	$ 16,020	$ 16,020
USE OF MONEY/PROPERTY	156,671	156,574	164,676	164,676
INTERGOVERNMENTAL	87,556	8,400		
CHARGES FOR SERVICES	1,600,816	1,682,963	1,751,846	1,751,846
MISCELLANEOUS	342,786	14,134	2,670	2,670
OTHER FINANCING SOURCES	115,001	57,204	278,617	278,617
TOTAL REVENUE	**$ 2,316,342**	**$ 1,931,260**	**$ 2,213,829**	**$ 2,213,829**
SALARIES & EMPLOYEE BENEFITS	$ 7,871,663	$ 7,794,171	$ 8,061,215	$ 8,061,215
SERVICES & SUPPLIES	3,659,973	3,945,727	4,798,147	4,798,147
OTHER CHARGES	225,979	192,442	209,825	209,825
CAPITAL ASSETS	36,457	327,045	117,000	117,000
OTHER FINANCING USES	30,000		291,469	291,469
EXPENDITURE TRANSFERS & REIMBS	(4,660)	(2,955)	(3,500)	(3,500)
TOTAL EXPENDITURES/APPROPRIATIONS	**$ 11,819,412**	**$ 12,256,430**	**$ 13,474,156**	**$ 13,474,156**
NET COST	**$ (9,503,070)**	**$ (10,325,170)**	**$ (11,260,327)**	**$ (11,260,327)**

State Controller Schedules County Budget Act January 2010 Edition, revision #1	COUNTY OF KERN Detail of Financing Sources and Financing Uses Governmental Funds Fiscal Year 2013-14	Schedule 9

Budget Unit **7101-PARKS-TEHACHAPI MOUNTAIN FOREST**
Function **RECREATION & CULTURE**
Activity **RECREATION FACILITIES**

Detail by Revenue Category and Expenditure Object	Actual 2011-12	Actual 2012-13	CAO Recommended 2013-14	Adopted by the Board of Supervisors 2013-14
1	2	3	4	5
USE OF MONEY/PROPERTY	$ 78,559	$ 346	$ 40	$ 40
TOTAL REVENUE	**$ 78,559**	**$ 346**	**$ 40**	**$ 40**
OTHER FINANCING USES	$	$	$ 65,000	$ 65,000
TOTAL EXPENDITURES/APPROPRIATIONS	**$**	**$**	**$ 65,000**	**65,000**

State Controller Schedules County Budget Act January 2010 Edition, revision #1	COUNTY OF KERN Detail of Financing Sources and Financing Uses Governmental Funds Fiscal Year 2013-14	Schedule 9

Budget Unit **7102-LITTER CLEAN UP**
Function **RECREATION & CULTURE**
Activity **RECREATION FACILITIES**

Detail by Revenue Category and Expenditure Object	Actual 2011-12	Actual 2012-13	CAO Recommended 2013-14	Adopted by the Board of Supervisors 2013-14
1	2	3	4	5
FINES AND FORFEITURES	$ 4,218	$ 3,491	$ 3,200	$ 3,200
TOTAL REVENUE	**$ 4,218**	**$ 3,491**	**$ 3,200**	**$ 3,200**
OTHER FINANCING USES	$ 3,517	$ 3,393	$ 3,200	$ 3,200
TOTAL EXPENDITURES/APPROPRIATIONS	**$ 3,517**	**$ 3,393**	**$ 3,200**	**$ 3,200**
NET COST	**701**	**98**		

State Controller Schedules County Budget Act January 2010 Edition, revision #1	COUNTY OF KERN Detail of Financing Sources and Financing Uses Governmental Funds Fiscal Year 2013-14	Schedule 9

Budget Unit **7103-OFF HWY MV LIC**
Function **RECREATION & CULTURE**
Activity **RECREATION FACILITIES**

Detail by Revenue Category and Expenditure Object	Actual 2011-12	Actual 2012-13	CAO Recommended 2013-14	Adopted by the Board of Supervisors 2013-14
1	2	3	4	5
INTERGOVERNMENTAL	$ 143,717	$ 141,133	$ 140,000	$ 140,000
MISCELLANEOUS		13,890		
TOTAL REVENUE	**$ 143,717**	**$ 155,023**	**$ 140,000**	**$ 140,000**
OTHER FINANCING USES	$ (12,030)	$ 79,295	$ 260,417	$ 260,417
TOTAL EXPENDITURES/APPROPRIATIONS	$ **(12,030)**	$ **79,295**	$ **260,417**	$ **260,417**
NET COST	$ **155,747**	$ **75,728**	$ **(120,417)**	$ **(120,417)**

State Controller Schedules County Budget Act January 2010 Edition, revision #1	COUNTY OF KERN Detail of Financing Sources and Financing Uses Governmental Funds Fiscal Year 2013-14	Schedule 9

Budget Unit **7105-PARCEL MAP IN-LIEU FEES TRUST**
Function **RECREATION & CULTURE**
Activity **RECREATION FACILITIES**

Detail by Revenue Category and Expenditure Object	Actual 2011-12	Actual 2012-13	CAO Recommended 2013-14	Adopted by the Board of Supervisors 2013-14
1	2	3	4	5
USE OF MONEY/PROPERTY	$ 6,042	$ 2,968	$ 2,900	$ 2,900
CHARGES FOR SERVICES	2,757	2,727	2,800	2,800
TOTAL REVENUE	$ **38,799**	$ **5,695**	$ **5,700**	$ **5,700**
SERVICES & SUPPLIES	$	$ 65,155	$ 100,000	$ 100,000
OTHER FINANCING USES	281,641			
TOTAL EXPENDITURES/APPROPRIATIONS	$ **281,641**	$ **65,155**	$ **100,000**	$ **100,000**
NET COST	$ **(242,842)**	$ **(59,460)**	$ **(94,300)**	$ **(94,300)**

THIS PAGE INTENTIONALLY LEFT BLANK

Function:

DEBT SERVICES

THIS PAGE INTENTIONALLY LEFT BLANK

State Controller Schedules County Budget Act January 2010 Edition, revision #1	COUNTY OF KERN Detail of Financing Sources and Financing Uses Governmental Funds Fiscal Year 2013-14	Schedule 9

Budget Unit **8120-DEBT SERVICE - GENERAL FUND**
Function **DEBT SERVICE**
Activity **INTEREST**

Detail by Revenue Category and Expenditure Object	Actual 2011-12	Actual 2012-13	CAO Recommended 2013-14	Adopted by the Board of Supervisors 2013-14
1	2	3	4	5
USE OF MONEY/PROPERTY	$ 5,402,000	$ 4,492,500	$ 3,000,000	$ 3,000,000
MISCELLANEOUS	76	30,779		
OTHER FINANCING SOURCES	498,664	856,513	134,082	134,082
TOTAL REVENUE	**$ 5,900,740**	**$ 5,379,792**	**$ 3,134,082**	**$ 3,134,082**
SERVICES & SUPPLIES	$ 338,872	$ 736,128	$ 1,039,000	$ 1,039,000
OTHER CHARGES	14,250,569	13,308,902	13,560,582	13,560,582
TOTAL EXPENDITURES/APPROPRIATIONS	**$ 14,589,441**	**$ 14,045,030**	**$ 14,599,582**	**$ 14,599,582**
NET COST	**$ (8,688,701)**	**$ (8,665,238)**	**$ (11,465,500)**	**$ (11,465,500)**

THIS PAGE INTENTIONALLY LEFT BLANK

INTERNAL SERVICE FUNDS

THIS PAGE INTENTIONALLY LEFT BLANK

State Controller Schedules
County Budget Act
January 2010 Edition, revision #1

COUNTY OF KERN
Operation of Internal Service Fund
Fiscal Year 2013-14

Schedule 10

Operating Detail	Actual 2011-12	Actual 2012-13	G.S. GARAGE INTERNAL SERV FUND INTERNAL SERVICE Fund 30012 Budget Unit 8950 CAO Recommended 2013-14	Adopted by the Board of Supervisors 2013-14
1	2	3	4	5
OPERATING REVENUES				
USE OF MONEY/PROPERTY	$ 27,882	$ 14,658	$ 50,000	$ 50,000
INTERGOVERNMENTAL		60,000		
CHARGES FOR SERVICES	4,305,141	4,285,604	5,303,287	5,303,287
MISCELLANEOUS	43,446	30,895	152,500	152,500
TOTAL OPERATING REVENUES	**$ 4,376,469**	**$ 4,391,157**	**$ 5,505,787**	**$ 5,505,787**
OPERATING EXPENSES				
CONTINGENCIES	$	$	$ 45,000	$ 45,000
SALARIES AND BENEFITS	1,645,825	1,764,396	2,098,468	2,098,468
SERVICES AND SUPPLIES	1,670,263	1,876,927	1,889,726	1,889,726
OTHER CHARGES	1,147,838	1,064,155	1,094,499	1,094,499
TOTAL OPERATING EXPENSES	**$** 4,463,926	**$ 4,705,478**	**$ 5,127,693**	$ **5,127,693**
OPERATING INCOME(LOSS)	**$ (87,457)**	**(314,321)**	**378,094**	$ **378,094**
NON-OPERATING REVENUES (EXPENSES)				
OTHER NON-OPERATING REVENUE	$ 953672	$ 926,454	$ 1,000,101	$ 1,000,101
GAIN/(LOSS) ON SALE OF CAPITAL ASSETS	66060	142,753	57,000	57,000
TOTAL NON-OPERATING REVENUES (EXPENSES)	**$ 1,019,732**	$ **1,069,207**	**$ 1,057,101**	$ **1,057,101**
INCOME BEFORE CAPITAL CONTRIBUTIONS AND TRANSFERS	**$ 932,275**	$ **754,886**	**$ 1,435,195**	$ **1,435,195**
CHANGES IN NET ASSETS	**$ 932,275**	**754,886**	**$ 1,435,195**	$ **1,435,195**
CAPITAL ASSETS	$ 638,109	$ 1,965,487	$ 641,250	$ 641,250
NET ASSETS - BEGINNING BALANCE	$ 7,868,301	$ 6,464,621	$ 5,979,750	$ 5,979,750

State Controller Schedules County Budget Act January 2010 Edition, revision #1	COUNTY OF KERN Operation of Internal Service Fund Fiscal Year 2013-14			Schedule 10
			G.S. GARAGE INTERNAL SERV FUND INTERNAL SERVICE Fund 30012 Budget Unit 8950	
Operating Detail	Actual 2011-12	Actual 2012-13	CAO Recommended 2013-14	Adopted by the Board of Supervisors 2013-14
1	2	3	4	5
ADJUSTMENTS TO RETAINED EARNINGS	(2,335,955)	$ (1,239,757)		
NET ASSETS - ENDING BALANCE	$ 6,464,621	$ 5,979,750	$ 7,414,945	$ 7,414,945

Revenues Tie To			SCH 1, COL 4
Expenses Tie To			SCH 1, COL 6

CANCELLATION OF RESERVES/DESIGNATIONS

2162	DESIG-VEHICLE REPLACEMENT	$ 764,937	$	$
TOTAL CANCELLATION OF RESERVES/DESIGNATIONS		$ **764,937**	**$**	**$**

INCREASES TO RESERVES/DESIGNATIONS

2162	DESIG-VEHICLE REPLACEMENT	$ (496,507)	$ 1,472,184	$ 1,472,184
TOTAL INCREASES TO RESERVES/DESIGNATIONS		$ (496,507)	**$ 1,472,184**	**$** 1,472,184

State Controller Schedules
County Budget Act
January 2010 Edition, revision #1

COUNTY OF KERN
Operation of Internal Service Fund
Fiscal Year 2013-14

Schedule 10

Operating Detail	Actual 2011-12	Actual 2012-13	GROUP HEALTH SELF INS PROG-ISF INTERNAL SERVICE Fund 30010 Budget Unit 8960 CAO Recommended 2013-14	Adopted by the Board of Supervisors 2013-14
1	2	3	4	5
OPERATING REVENUES				
USE OF MONEY/PROPERTY	$ 255,307	$ 146,216	150,000	$ 150,000
INTERGOVERNMENTAL	33,903	32,914	30,000	30,000
CHARGES FOR SERVICES	101,510,762	115,176,075	115,500,000	115,500,000
MISCELLANEOUS	420	390		
TOTAL OPERATING REVENUES	**$ 101,800,392**	**$ 115,355,595**	**115,680,000**	**$ 115,680,000**
OPERATING EXPENSES				
CONTINGENCIES	$	$	$ 1,000,000	$ 1,000,000
SERVICES AND SUPPLIES	10,106,965	9,925,133	10,140,410	10,140,410
OTHER CHARGES	102,904,566	101,919,796	114,425,868	114,425,868
TOTAL OPERATING EXPENSES	**$ 113,011,531**	**$ 111,844,929**	**$ 125,566,278**	**$ 125,566,278**
OPERATING INCOME(LOSS)	**$ (11,211,139)**	**$ 3,510,666**	**$ (9,886,278)**	**$ (9,886,278)**
NON-OPERATING REVENUES (EXPENSES)				
TOTAL NON-OPERATING REVENUES (EXPENSES)	**$**	**$**	**$**	**$**
INCOME BEFORE CAPITAL CONTRIBUTIONS AND TRANSFERS	**$ (11,211,139)**	**$ 3,510,666**	**$ (9,886,278)**	**$ (9,886,278)**
CHANGES IN NET ASSETS	**$ (11,211,139)**	**$ 3,510,666**	**$ (9,886,278)**	**$ (9,886,278)**
NET ASSETS - BEGINNING BALANCE	$ 38,787,127	$ 12,965,987	$ 17,053,653	$ 17,053,653
ADJUSTMENTS TO RETAINED EARNINGS	$ (14,610,000)	$ 577,000	$	
NET ASSETS - ENDING BALANCE	$ 12,965,988	$ 17,053,653	$ 7,167,375	$ 7,167,375

Revenues Tie To				SCH 1, COL 4
Expenses Tie To				SCH 1, COL 6

State Controller Schedules
County Budget Act
January 2010 Edition, revision #1

COUNTY OF KERN
Operation of Internal Service Fund
Fiscal Year 2013-14

Schedule 10

Operating Detail	Actual 2011-12	Actual 2012-13	RETIREE GROUP HEALTH PROG ISF INTERNAL SERVICE Fund 30016 Budget Unit 8965 CAO Recommended 2013-14	Adopted by the Board of Supervisors 2013-14
1	2	3	4	5
OPERATING REVENUES				
USE OF MONEY/PROPERTY	$ 353,309	$ 212,591	$ 300,000	$ 300,000
CHARGES FOR SERVICES	10,957,282	11,667,232	11,300,000	11,300,000
MISCELLANEOUS	31,535			
TOTAL OPERATING REVENUES	**$ 11,342,126**	**$ 11,879,823**	**$ 11,600,000**	**$ 11,600,000**
OPERATING EXPENSES				
CONTINGENCIES	$	$	$ 200,000	$ 200,000
SALARIES AND BENEFITS	8,041,720	8,281,973	8,956,000	8,956,000
SERVICES AND SUPPLIES	254,167	157,101	209,300	209,300
OTHER CHARGES		40,936,374	18,990	18,990
TOTAL OPERATING EXPENSES	**$ 8,295,887**	**$ 49,375,448**	**$ 9,384,290**	**$ 9,384,290**
OPERATING INCOME(LOSS)	**$ 3,046,239**	**$ (37,495,625)**	**$ 2,215,710**	**$ 2,215,710**
NON-OPERATING REVENUES (EXPENSES)				
TOTAL NON-OPERATING REVENUES (EXPENSES)	**$**	**$**	**$**	**$**
INCOME BEFORE CAPITAL CONTRIBUTIONS AND TRANSFERS	**$ 3,046,239**	**$ (37,495,625)**	**$ 2,215,710**	**$ 2,215,710**
CHANGES IN NET ASSETS	**$ 3,046,239**	**$ (37,495,625)**	**$ 2,215,710**	**$ 2,215,710**
NET ASSETS - BEGINNING BALANCE	$ 42,980,816	$ 46,027,055	$ 8,531,430	$ 8,531,430
NET ASSETS - ENDING BALANCE	$ 46,027,055	$ 8,531,430	$ 10,747,140	$ 10,747,140

Revenues Tie To				SCH 1, COL 4
Expenses Tie To				SCH 1, COL 6

State Controller Schedules County Budget Act January 2010 Edition, revision #1	COUNTY OF KERN Operation of Internal Service Fund Fiscal Year 2013-14			Schedule 10
			LIABILITY INS SELF-INS PRG-ISF INTERNAL SERVICE Fund 30019 Budget Unit 8970	
Operating Detail	Actual 2011-12	Actual 2012-13	CAO Recommended 2013-14	Adopted by the Board of Supervisors 2013-14
1	2	3	4	5
OPERATING REVENUES				
USE OF MONEY/PROPERTY	$ 61,556	$ 24,394	$ 5,000	$ 5,000
CHARGES FOR SERVICES	3,747,190	3,386,534	18,814,085	18,814,085
MISCELLANEOUS	4,771,812	811	1,000	1,000
TOTAL OPERATING REVENUES	**$ 8,580,558**	**$ 3,411,739**	**$ 18,820,085**	**$ 18,820,085**
OPERATING EXPENSES				
SERVICES AND SUPPLIES	$ 3,341,661	$ 3,475,374	$ 4,086,754	$ 4,086,754
OTHER CHARGES	6,317,618	5,491,367	9,904,250	9,904,250
TOTAL OPERATING EXPENSES	**$ 9,659,279**	**$ 8,966,741**	**$ 13,991,004**	**$ 13,991,004**
OPERATING INCOME(LOSS)	**$ (1,078,721)**	**$ (5,555,002)**	**$ 4,829,081**	**$ 4,829,081**
NON-OPERATING REVENUES (EXPENSES)				
OTHER NON-OPERATING REVENUE	$ 120	$ 4,087	$	
TOTAL NON-OPERATING REVENUES (EXPENSES)	**$ 120**	**$ 4,087**	**$**	
INCOME BEFORE CAPITAL CONTRIBUTIONS AND TRANSFERS	**$ (1,078,601)**	**$ (5,550,915)**	**$ 4,829,081**	**$ 4,829,081**
CHANGES IN NET ASSETS	**$ (1,078,601)**	**$ (5,550,915)**	**$ 4,829,081**	**$ 4,829,081**
NET ASSETS - BEGINNING BALANCE	$ 8,519,076	$ 7,440,475	$ 1,889,520	$ 1,889,520
ADJUSTMENTS TO RETAINED EARNINGS	$	$ (40)	$	
NET ASSETS - ENDING BALANCE	$ 7,440,475	$ 1,889,520	$ 6,718,601	$ 6,718,601

Revenues Tie To				SCH 1, COL 4
Expenses Tie To				SCH 1, COL 6

State Controller Schedules
County Budget Act
January 2010 Edition, revision #1

COUNTY OF KERN
Operation of Internal Service Fund
Fiscal Year 2013-14

Schedule 10

UNEMPLOYMENT COMPENS PROG ISF
INTERNAL SERVICE
Fund 30015
Budget Unit 8980

	Operating Detail	Actual 2011-12	Actual 2012-13	CAO Recommended 2013-14	Adopted by the Board of Supervisors 2013-14
1		2	3	4	5
	OPERATING REVENUES				
	USE OF MONEY/PROPERTY	$ 34,743	$ 15,659	$ 20,000	$ 20,000
	CHARGES FOR SERVICES	3,495,296	1,731,717	2,084,040	2,084,040
	TOTAL OPERATING REVENUES	**$ 3,530,039**	**$ 1,747,376**	**$ 2,104,040**	**$ 2,104,040**
	OPERATING EXPENSES				
	SERVICES AND SUPPLIES	$ 19,452	$ 13,772	$ 19,000	$ 19,000
	OTHER CHARGES	4,583,625	2,224,534	3,602,696	$ 3,602,696
	TOTAL OPERATING EXPENSES	**$ 4,603,077**	$ 2,238,306	**$ 3,621,696**	**$ 3,621,696**
	OPERATING INCOME(LOSS)	**$ (1,073,038)**	**$ (490,930)**	**$ (1,517,656)**	**$ (1,517,656)**
	NON-OPERATING REVENUES (EXPENSES)				
	TOTAL NON-OPERATING REVENUES (EXPENSES)	**$**	**$**	**$**	**$**
	INCOME BEFORE CAPITAL CONTRIBUTIONS AND TRANSFERS	**$ (1,073,038)**	$ (490,930)	**$ (1,517,656)**	**$ (1,517,656)**
	CHANGES IN NET ASSETS	**$ (1,073,038)**	**$ (490,930)**	**$ (1,517,656)**	**$ (1,517,656)**
	NET ASSETS - BEGINNING BALANCE	$ 4,205,938	$ 1,706,057	$ 1,424,650	$ 1,424,650
	ADJUSTMENTS TO RETAINED EARNINGS	$ (1,426,843)	$ 209,523	$	
	NET ASSETS - ENDING BALANCE	$ 1,706,057	$ 1,424,650	$ (93,006)	$ (93,006)
	Revenues Tie To				SCH 1, COL 4
	Expenses Tie To				SCH 1, COL 6

State Controller Schedules County Budget Act January 2010 Edition, revision #1	COUNTY OF KERN Operation of Internal Service Fund Fiscal Year 2013-14			Schedule 10
			WORKERS COMP SELF-INS PROG-ISF INTERNAL SERVICE Fund 30018 Budget Unit 8990	
Operating Detail	Actual 2011-12	Actual 2012-13	CAO Recommended 2013-14	Adopted by the Board of Supervisors 2013-14
1	2	3	4	5
OPERATING REVENUES				
USE OF MONEY/PROPERTY	$ 67,897	58,386	40,000	40,000
CHARGES FOR SERVICES	18,844,970	19,685,318	14,593,756	14,593,756
MISCELLANEOUS	1,374,629	823,887	754,964	754,964
TOTAL OPERATING REVENUES	**$ 20,287,496**	**$ 20,567,591**	**$ 15,388,720**	**$ 15,388,720**
OPERATING EXPENSES				
SERVICES AND SUPPLIES	$ 4,884,606	$ 4,753,087	$ 6,086,064	$ 6,086,064
OTHER CHARGES	15,043,838	12,358,651	13,722,225	13,722,225
TOTAL OPERATING EXPENSES	**19,928,444**	17,111,738	**19,808,289**	**19,808,289**
OPERATING INCOME(LOSS)	**$ 359,052**	**$** 3,455,853	**$ (4,419,569)**	**$ (4,419,569)**
NON-OPERATING REVENUES (EXPENSES)				
OTHER NON-OPERATING REVENUE	$ 5,202	$ 6,723	$	$
TOTAL NON-OPERATING REVENUES (EXPENSES)	**$ 5,202**	**$** 6,723	**$**	**$**
INCOME BEFORE CAPITAL CONTRIBUTIONS AND TRANSFERS	**$ 364,254**	**$** 3,462,576	**$ (4,419,569)**	**$ (4,419,569)**
CHANGES IN NET ASSETS	**$ 364,254**	**$ 3,462,576**	**$ (4,419,569)**	**$ (4,419,569)**
NET ASSETS - BEGINNING BALANCE	$ 6,755,824	$ 7,119,890	$ 10,581,344	$ 10,581,344
ADJUSTMENTS TO RETAINED EARNINGS	$ (188)	$ (1,122)	$	$
NET ASSETS - ENDING BALANCE	$ 7,119,890	$ 10,581,344	$ 6,161,775	$ 6,161,775

Revenues Tie To				SCH 1, COL 4
Expenses Tie To				SCH 1, COL 6

THIS PAGE INTENTIONALLY LEFT BLANK

ENTERPRISE FUNDS

THIS PAGE INTENTIONALLY LEFT BLANK

State Controller Schedules
County Budget Act
January 2010 Edition, revision #1

COUNTY OF KERN
Operation of Enterprise Fund
Fiscal Year 2013-14

Schedule 11

Operating Detail	Actual 2011-12	Actual 2012-13	GOLF COURSE ENTERPRISE FUNDENTERPRISE FUND 35020 Budget Unit 8991 CAO Recommended 2013-14	Adopted by the Board of Supervisors 2013-14
1	2	3	4	5
OPERATING REVENUES				
USE OF MONEY/PROPERTY	$ 17,102	$ 11,541	$ 11,000	$ 11,000
CHARGES FOR SERVICES	492,470	473,843	496,500	496,500
TOTAL OPERATING REVENUES	**$ 509,572**	**$ 485,384**	**$ 507,500**	**$ 507,500**
OPERATING EXPENSES				
SERVICES AND SUPPLIES	$ 26,793	$ 533,082	$ 275,400	$ 275,400
OTHER CHARGES	548,252	799,873	216,294	216,294
TOTAL OPERATING EXPENSES	**$ 575,045**	**$ 1,332,955**	**$ 491,694**	**$ 491,694**
OPERATING INCOME(LOSS)	**$ (65,473)**	**$ -847,571**	**$ 15,806**	**$ 15,806**
NON-OPERATING REVENUES (EXPENSES)				
OTHER NON-OPERATING REVENUE	$ 148,206	$	$ 148,500	$ 148,500
TOTAL NON-OPERATING REVENUES (EXPENSES)	**$ 148,206**	**$**	**$ 148,500**	**$ 148,500**
INCOME BEFORE CAPITAL CONTRIBUTIONS AND TRANSFERS	**$ 82,733**	**$ (847,571)**	**$ 164,306**	**$ 164,306**
CHANGES IN NET ASSETS	**$ 82,733**	**$ (847,571)**	**$ 164,306**	**$ 164,306**
NET ASSETS - BEGINNING BALANCE	$ 5,074,666	$ 5,213,854	$ 5,040,464	$ 5,040,464
ADJUSTMENTS TO	56,455	674,181		
NET ASSETS - ENDING BALANCE	$ 5,213,854	$ 5,040,464	$ 5,204,770	$ 5,204,770

Revenues Tie To	SCH 1, COL 4
Expenses Tie To	SCH 1, COL 6

State Controller Schedules County Budget Act January 2010 Edition, revision #1	COUNTY OF KERN Operation of Enterprise Fund Fiscal Year 2013-14			Schedule 11
			UNIVERSAL COLLECTION ENTERPRISE ENTERPRISE Fund 35052 Budget Unit 8992	
Operating Detail	Actual 2011-12	Actual 2012-13	CAO Recommended 2013-14	Adopted by the Board of Supervisors 2013-14
1	2	3	4	5
OPERATING REVENUES				
TAXES	$ 10,505,350	$ 9,702,216	$ 12,536,500	$ 12,536,500
FINES AND FORFEITURES	145,013	188,472	199,800	199,800
USE OF MONEY/PROPERTY	33,729	7,561	15,200	15,200
CHARGES FOR SERVICES	(9,345)	(9,363)	(9,890)	(9,890)
TOTAL OPERATING REVENUES	**$ 10,674,747**	**$ 9,888,886**	**$ 12,741,610**	**$ 12,741,610**
OPERATING EXPENSES				
SERVICES AND SUPPLIES	$ 10,543,833	$ 10,846,441	$ 13,048,500	$ 13,048,500
OTHER CHARGES	19,578	10,462	34,500	34,500
TOTAL OPERATING EXPENSES	**$ 10,563,411**	**$ 10,856,903**	**$ 13,083,000**	**$ 13,083,000**
OPERATING INCOME(LOSS)	**$ 111,336**	**$ -968,017**	**$ (341,390)**	**$ (341,390)**
CHANGES IN NET ASSETS	**$ 111,336**	**$ (968,017)**	**$ (341,390)**	**$ (341,390)**
NET ASSETS - BEGINNING BALANCE	$ 2,026,964	$ 3,951,608	$ 3,135,504	$ 3,135,504
ADJUSTMENTS TO RETAINED	$ 1,813,308	$ 151,913	$	
NET ASSETS - ENDING BALANCE	$ 3,951,608	$ 3,135,504	$ 2,794,114	$ 2,794,114

Revenues Tie To	SCH 1, COL 4
Expenses Tie To	SCH 1, COL 6

State Controller Schedules County Budget Act January 2010 Edition, revision #1	COUNTY OF KERN Operation of Enterprise Fund Fiscal Year 2013-14			Schedule 11
			AIRPORT ENTERPRISE FUND PUBLIC WAYS & FACILITIES TRANSPORTATION TERMINALS Fund 35005 Budget Unit 8995	
0	Actual 2011-12	Actual 2012-13	CAO Recommended 2013-14	Adopted by the Board of Supervisors 2013-14
1	2	3	4	5
OPERATING REVENUES				
TAXES	$ 570,574	$ 468,191	$ 458,000	$ 458,000
LICENSES AND PERMITS	11,000		19,500	19,500
USE OF MONEY/PROPERTY	3,360,742	3,293,172	3,340,680	3,340,680
INTERGOVERNMENTAL	222,211	113,854	109,500	109,500
CHARGES FOR	159,444	165,411	170,100	170,100
MISCELLANEOUS	174,980	239,417	448,494	448,494
TOTAL OPERATING	**$ 4,498,951**	**4,280,045**	**$ 4,546,274**	**$ 4,546,274**
OPERATING EXPENSES				
CONTINGENCIES	$	$	$ 101,927	$ 101,927
SALARIES AND BENEFITS	1,655,905	1,902,933	2,214,470	2,214,470
SERVICES AND SUPPLIES	1,538,597	2,802,451	2,164,755	2,164,755
OTHER CHARGES	4,337,836	4,209,437	4,687,720	4,687,720
NON-OPERATING EXPENSES	1,384,859	474,052	74,350	74,350
TOTAL OPERATING EXPENSES	**$ 8,917,197**	**$ 9,388,873**	**$ 9,243,222**	**$ 9,243,222**
OPERATING INCOME(LOSS)	**$ (4,418,246)**	**$ -5,108,828**	**$ (4,696,948)**	**$ (4,696,948)**
NON-OPERATING REVENUES (EXPENSES)				
FINES, FORFEITURES & PENALTIES	$ (152)	$ 168	$ 60	$ 60
AID FROM OTHER GOVTS	1,387,322	1,624,316	1,100,272	1,100,272
AID FROM OTHER GOVTS	570,476	585,343	626,900	626,900
OTHER NON-OPERATING REVENUE	3,107,743	3,124,030	3,600,000	3,600,000
TOTAL NON-OPERATING REVENUES (EXPENSES)	**$ 5,065,389**	**$ 5,333,857**	**$ 5,327,232**	**$ 5,327,232**

State Controller Schedules
County Budget Act
January 2010 Edition, revision #1

COUNTY OF KERN
Operation of Enterprise Fund
Fiscal Year 2013-14

Schedule 11

			AIRPORT ENTERPRISE FUND PUBLIC WAYS & FACILITIES TRANSPORTATION TERMINALS Fund 35005 Budget Unit 8995	
0	Actual 2011-12	Actual 2012-13	CAO Recommended 2013-14	Adopted by the Board of Supervisors 2013-14
1	2	3	4	5
INCOME BEFORE CAPITAL CONTRIBUTIONS AND TRANSFERS	**$ 647,143**	**$ 225,029**	**$ 630,284**	**$ 630,284**
TRANSFERS- IN/(OUT)	191,750	74,201	98,945	98,945
CHANGES IN NET ASSETS	**$** 838,893	$ 299,230	$ 729,229	$ 729,229
CAPITAL ASSETS	$ 103,119	$ 62,271	$ 879,778	$ 879,778
NET ASSETS - BEGINNING BALANCE	$ 55,794,109	$ 56,456,626	$ 56,026,383	$ 56,026,383
ADJUSTMENTS TO RETAINED EARNINGS	$ (176,376)	$ (729,473)	$	
NET ASSETS - ENDING BALANCE	$ 56,456,626	$ 56,026,383	$ 56,755,612	$ 56,755,612

Revenues Tie To	SCH 1, COL 4
Expenses Tie To	SCH 1, COL 6

State Controller Schedules
County Budget Act
January 2010 Edition, revision #1

COUNTY OF KERN
Operation of Enterprise Fund
Fiscal Year 2013-14

Schedule 11

KERN MEDICAL CENTER ENTERPRISE
ENTERPRISE
Fund 35030
Budget Unit 8997

Operating Detail	Actual 2011-12	Actual 2012-13	CAO Recommended 2013-14	Adopted by the Board of Supervisors 2013-14
1	2	3	4	5
OPERATING REVENUES				
PATIENT REVENUE (NET)	$ 623,070,926	$ 647,294,465	$ 672,818,860	$ 672,818,860
DEDUCTIONS FROM REVENUE	(512,643,639)	(530,521,919)	(539,939,734)	(539,939,734)
USE OF MONEY/PROPERTY	10,420	62,197	16,162	16,162
INTERGOVERNMENTAL	129,963,498	160,405,494	126,500,000	126,500,000
CHARGES FOR SERVICES	3,918,577	3,666,291	4,853,102	4,853,102
MISCELLANEOUS	15,143,443	23,887,228	62,912,273	62,912,273
TOTAL OPERATING	**$ 259,463,225**	**$ 304,793,756**	**$ 327,160,663**	**$ 327,160,663**
OPERATING EXPENSES				
CONTINGENCIES	$	$	$ 663,096	$ 663,096
SALARIES AND BENEFITS	185,389,800	195,452,807	205,883,447	205,883,447
SERVICES AND SUPPLIES	83,836,230	70,834,096	90,934,422	90,934,422
OTHER CHARGES	45,559,432	67,697,407	71,326,448	71,326,448
NON-OPERATING EXPENSES	3,740,332			
EXPEND. REIMB.			(6,037,045)	(6,037,045)
TOTAL OPERATING EXPENSES	**$ 318,525,794**	**$ 333,984,310**	**$ 362,770,368**	**$ 362,770,368**
OPERATING INCOME(LOSS)	**$ (59,062,569)**	**$ -29,190,554**	**$ (35,609,705)**	**$ (35,609,705)**
NON-OPERATING REVENUES (EXPENSES)				
FINES, FORFEITURES & PENALTIES	$ 4,865	$ 2,957	$ 8,288	$ 8,288
OTHER NON-OPERATING REVENUE	7,927,675	5,302,501	5,095,186	5,095,186
TOTAL NON-OPERATING REVENUES (EXPENSES)	**$ 7,932,540**	**$ 5,305,458**	**$ 5,103,474**	**$ 5,103,474**
INCOME BEFORE CAPITAL CONTRIBUTIONS AND TRANSFERS	**$ (51,130,029)**	**$ (23,885,096)**	**$ (30,506,231)**	**$ (30,506,231)**
CAPITAL CONTRIBUTIONS		13,000,000		
TRANSFERS- IN/(OUT)	$ 37,089,828	$ 37,819,195	$ 31,990,113	$ 31,990,113
CHANGES IN NET ASSETS	**$ (14,040,201)**	$ **26,934,099**	$ **1,483,882**	$ **1,483,882**

State Controller Schedules
County Budget Act
January 2010 Edition, revision #1

COUNTY OF KERN
Operation of Enterprise Fund
Fiscal Year 2013-14

Schedule 11

KERN MEDICAL CENTER ENTERPRISE
ENTERPRISE
Fund 35030
Budget Unit 8997

Operating Detail	Actual 2011-12	Actual 2012-13	CAO Recommended 2013-14	Adopted by the Board of Supervisors 2013-14
1	2	3	4	5
CAPITAL ASSETS	$ 3,350,534	$ 2,087,488	$ 8,493,883	$ 8,493,883
NET ASSETS - BEGINNING BALANCE	$ 15,684,329	$ 802,847	$ 7,036,718	$ 7,036,718
ADJUSTMENTS TO RETAINED EARNINGS	$ (841,281)	$ (20,700,228)	$	$
NET ASSETS - ENDING BALANCE	$ 802,847	$ 7,036,718	$ 8,520,600	$ 8,520,600

Revenues Tie To	SCH 1, COL 4
Expenses Tie To	SCH 1, COL 6

State Controller Schedules
County Budget Act
January 2010 Edition, revision #1

COUNTY OF KERN
Operation of Enterprise Fund
Fiscal Year 2013-14

Schedule 11

Operating Detail	Actual 2011-12	Actual 2012-13	PUBLIC TRANSPORTATION ENTERPRISE Fund 35060 Budget Unit 8998 CAO Recommended 2013-14	Adopted by the Board of Supervisors 2013-14
1	2	3	4	5
OPERATING REVENUES				
USE OF MONEY/PROPERTY	$ 80,293	$ 52,667	$ 63,104	$ 63,104
INTERGOVERNMENTAL	2,752,468	4,082,502	3,378,921	3,378,921
CHARGES FOR SERVICES	899,095	978,019	823,255	823,255
MISCELLANEOUS	6,892	357,992	200,000	200,000
TOTAL OPERATING REVENUES	**$ 3,738,748**	**$ 5,471,180**	**$ 4,465,280**	**$ 4,465,280**
OPERATING EXPENSES				
SALARIES AND BENEFITS	$ 350,245	$ 283,417	$ 465,971	$ 465,971
SERVICES AND SUPPLIES	6,940,196	6,983,591	7,528,183	7,528,183
OTHER CHARGES	773,461	872,674	1,185,505	1,185,505
TOTAL OPERATING EXPENSES	**$ 8,063,902**	**$ 8,139,682**	**$ 9,179,659**	**$ 9,179,659**
OPERATING INCOME(LOSS)	**$ (4,325,154)**	**$ -2,668,502**	**$ (4,714,379)**	**$ (4,714,379)**
NON-OPERATING REVENUES (EXPENSES)				
TAXES AND ASSESSMENTS	$ 4,295,740	$ 4,858,101	$ 5,633,770	$ 5,633,770
OTHER NON-OPERATING REVENUE	747,100	863,428	1,176,644	1,176,644
GAIN/(LOSS) ON SALE OF CAPITAL ASSETS	32,885			
TOTAL NON-OPERATING REVENUES (EXPENSES)	**$ 5,075,725**	**$ 5,721,529**	**$ 6,810,414**	**$ 6,810,414**
INCOME BEFORE CAPITAL CONTRIBUTIONS AND TRANSFERS	**$ 750,571**	**$ 3,053,027**	**$ 2,096,035**	**$ 2,096,035**
CHANGES IN NET ASSETS	**$ 750,571**	**$ 3,053,027**	**$ 2,096,035**	**$ 2,096,035**
CAPITAL ASSETS	$ 3,584,564	$ 305,890	$ 881,440	$ 881,440

State Controller Schedules
County Budget Act
January 2010 Edition, revision #1

COUNTY OF KERN
Operation of Enterprise Fund
Fiscal Year 2013-14

Schedule 11

Operating Detail	Actual 2011-12	Actual 2012-13	PUBLIC TRANSPORTATION ENTERPRISE Fund 35060 Budget Unit 8998 CAO Recommended 2013-14	Adopted by the Board of Supervisors 2013-14
1	2	3	4	5
NET ASSETS - BEGINNING BALANCE	$ 7,053,718	$ 455,417	$ 4,468,769	$ 4,468,769
ADJUSTMENTS TO RETAINED EARNINGS	$ (7,348,872)	$ 960,325	$	$
NET ASSETS - ENDING BALANCE	$ 455,417	$ 4,468,769	$ 6,564,804	$ 6,564,804

Revenues Tie To			SCH 1, COL 4
Expenses Tie To			SCH 1, COL 6

State Controller Schedules
County Budget Act
January 2010 Edition, revision #1

COUNTY OF KERN
Operation of Enterprise Fund
Fiscal Year 2013-14

Schedule 11

SOLID WASTE MGMT ENTERPRISE FD
ENTERPRISE
Fund 35050
Budget Unit 8999

Operating Detail	Actual 2011-12	Actual 2012-13	CAO Recommended 2013-14	Adopted by the Board of Supervisors 2013-14
1	2	3	4	5
OPERATING REVENUES				
TAXES	$ 20,691,585	$ 22,136,982	$ 22,202,570	$ 22,202,570
FINES AND FORFEITURES	241,302	2,069,813	226,839	226,839
USE OF MONEY/PROPERTY	518,720	361,833	906,854	906,854
INTERGOVERNMENTAL	533,307	156,942	103,500	103,500
CHARGES FOR SERVICES	14,800,554	16,654,815	16,064,662	16,064,662
MISCELLANEOUS	629,454	661,810	592,000	592,000
TOTAL OPERATING REVENUES	**$ 37,414,922**	**$ 42,042,195**	**$ 40,096,425**	**$ 40,096,425**
OPERATING EXPENSES				
SALARIES AND BENEFITS	$ 12,572,957	$ 13,264,861	$ 14,106,670	$ 14,106,670
SERVICES AND SUPPLIES	14,797,677	14,157,510	18,891,001	18,891,001
OTHER CHARGES	5,289,978	6,067,604	8,064,600	8,064,600
TOTAL OPERATING EXPENSES	**$ 32,660,612**	**$ 33,489,975**	**$ 41,062,271**	**$ 41,062,271**
OPERATING INCOME(LOSS)	**$ 4,754,310**	**$ 8,552,220**	**$ (965,846)**	**$ (965,846)**
NON-OPERATING REVENUES (EXPENSES)				
OTHER NON-OPERATING REVENUE	$ 2,598,342	$ 2,338,021	$ 3,832,000	$ 3,832,000
TOTAL NON-OPERATING REVENUES (EXPENSES)	**$ 2,598,342**	**$ 2,338,021**	**$ 3,832,000**	**$ 3,832,000**
INCOME BEFORE CAPITAL CONTRIBUTIONS AND TRANSFERS	**$ 7,352,652**	**$ 10,890,241**	**$ 2,866,154**	**$ 2,866,154**
TRANSFERS- IN/(OUT)	$	$ (93,094)	$	$
CHANGES IN NET ASSETS	**$ 7,352,652**	**$ 10,797,147**	**$ 2,866,154**	**$ 2,866,154**

State Controller Schedules County Budget Act January 2010 Edition, revision #1	COUNTY OF KERN Operation of Enterprise Fund Fiscal Year 2013-14	Schedule 11

			SOLID WASTE MGMT ENTERPRISE FD ENTERPRISE Fund 35050 Budget Unit 8999	
Operating Detail	Actual 2011-12	Actual 2012-13	CAO Recommended 2013-14	Adopted by the Board of Supervisors 2013-14
1	2	3	4	5
CAPITAL ASSETS	$ 6,453,828	$ 4,159,001	$ 12,174,510	$ 12,174,510
NET ASSETS - BEGINNING BALANCE	$ 105,879,267	$ 74,034,269	$ 79,647,242	$ 79,647,242
ADJUSTMENTS TO RETAINED EARNINGS	$ (39,197,650)	$ (5,184,174)	$	
NET ASSETS - ENDING BALANCE	$ 74,034,269	$ 79,647,242	$ 82,513,396	$ 82,513,396

Revenues Tie To	SCH 1, COL 4
Expenses Tie To	SCH 1, COL 6

CANCELLATION OF RESERVES/DESIGNATIONS					
2183	DESIG-ARVIN SLF CLOS/POSTCLOS	$	$ 1,224,596	$	$
2184	DESIG-BENA SLF PH 1 CLOSURE/PC		5,427,270	5,427,270	5,427,270
2186		70,537			
2191	DESIG-LOST HILLS SLF CLOS/PC	17,252			
TOTAL CANCELLATION OF RESERVES/DESIGNATIONS		**$ 87,789**	**$ 6,651,866**	**$ 5,427,270**	**$ 5,427,270**
INCREASES TO RESERVES/DESIGNATIONS					
2177	DESIG-BENA SLF PH2A CLOSURE/PC	$ 225,543	$ 599,236	$ 609,405	$ 609,405
2184	DESIG-BENA SLF PH 1 CLOSURE/PC		21,502	35,960	35,960
2193	DESIG-MOJAVE-ROSAMOND SLF C/PC		329,241	342,484	342,484
2194	DESIG-RIDGECRST-INYOKRN SLF C/		183,675	213,888	213,888
2195	DESIG-SHFTR-SCO SLF CLOSURE/PC		306,191	313,845	313,845
2196	DESIG-TAFT SLF CLOSURE/POSTCLO		161,358	75,316	75,316

State Controller Schedules
County Budget Act
January 2010 Edition, revision #1

COUNTY OF KERN
Operation of Enterprise Fund
Fiscal Year 2013-14

Schedule 11

SOLID WASTE MGMT ENTERPRISE FD
ENTERPRISE
Fund 35050
Budget Unit 8999

Operating Detail		Actual 2011-12	Actual 2012-13	CAO Recommended 2013-14	Adopted by the Board of Supervisors 2013-14
1		2	3	4	5
2198	DESIG-CAPITAL PROJECTS		3,542,888	2,962,151	2,962,151
TOTAL INCREASES TO RESERVES/DESIGNATIONS		**$ 225,543**	**$ 5,144,091**	**$ 4,553,049**	**$ 4,553,049**

THIS PAGE INTENTIONALLY LEFT BLANK

PUBLIC EMPLOYMENT

GRANT PROGRAM

THIS PAGE INTENTIONALLY LEFT BLANK

State Controller Schedules
County Budget Act
January 2010 Edition, revision #1

COUNTY OF KERN
Special Districts and Other Agencies Summary
Fiscal Year 2013-14

Schedule 12

District Name	Total Financing Sources				Total Financing Uses		
	Fund Balance Available June 30, 2013	Decreases to Obligated Fund Balances	Additional Financing Sources	Total Financing Sources	Financing Uses	Increases to Obligated Fund Balances	Total Financing Uses
1	2	3	4	5	6	7	8
PUBLIC EMPLOYMENT GRANT PROGRAMS							
29055 EMP TRNG RESOURCE-NON-WIA	$ 228,832	$	$ 157,000	$ 385,832	$ 260,000	$ 125,832	$ 385,832
29060 EMPLOYERS TRNG RESOURCE-WIA	873		18,642,078	18,642,951	18,642,951		18,642,951
TOTAL PUBLIC EMPLOYMENT GRANT PROGRAMS	**$ 229,705**	**$**	**$ 18,799,078**	**$ 19,028,783**	**$ 18,902,951**	**$ 125,832**	**$ 19,028,783**

Arithmetic Results				COL 2+3+4 COL 5 = COL 8			COL 6+7 COL 5 = COL 8
Totals Transferred From	SCH 13, COL 6	SCH 14, COL 4	SCH 15, COL 5	SCH 15, COL 5		SCH 14, COL 6	SCH 15, COL 5
Totals Transferred To	SCH 1, COL 2	SCH 1, COL 3	SCH 1, COL 4	SCH 1, COL 5	SCH 1, COL 6	SCH 1, COL 7	SCH 1, COL 8

State Controller Schedules
County Budget Act
January 2010 Edition, revision #1

COUNTY OF KERN
Fund Balance - Special Districts and Other Agencies
Fiscal Year 2013-14

Schedule 13

District Name	Total Fund Balance June 30, 2013	Less: Obligated Fund Balances			Fund Balance Available June 30, 2013 Actual
		Encumbrances	Nonspendable/ Restricted/ Committed	Assigned	
1	2	3	4	5	6
PUBLIC EMPLOYMENT GRANT PROGRAMS					
29055 EMP TRNG RESOURCE-NON-WIA	$ 301,527	$	$	$ 72,695	$ 228,832
29060 EMPLOYERS TRNG RESOURCE-WIA	7,841	6,968			873
TOTAL PUBLIC EMPLOYMENT GRANT PROGRAMS	**$ 309,368**	**$ 6,968**	**$**	**$ 72,695**	**$ 229,705**

Arithimetic Results					COL 2-3-4-5
Totals Transferred From			SCH 14, COL 2	SCH 14, COL 2	
Totals Transferred To					SCH 1, COL 2 & SCH 12 COL 2

State Controller Schedules
County Budget Act
January 2010 Edition, revision #1

COUNTY OF KERN
Special Districts and other Agencies
Obligated Fund Balances
Fiscal Year 2013-14

Schedule 14

District Name	Obligated Fund Balances June 30, 2013	Decreases or Cancellations		Increases or New		Total Obligated Fund Balances for the Budget Year
		CAO Recommended	Adopted by the Board of Supervisors	CAO Recommended	Adopted by the Board of Supervisors	
1	2	3	4	5	6	7
29055 EMP TRNG RESOURCE-NON-WIA						
2173 DESIG-GENERAL	$ 72,695	$	$	$ 125,832	$ 125,832	$ 198,527
TOTAL EMP TRNG RESOURCE-NON-WIA	**$ 72,695**	**$**	**$**	**$ 125,832**	**$ 125,832**	**$ 198,527**
	$ 72,695	**$**	**$**	**$ 125,832**	**$ 125,832**	**$ 198,527**
TOTAL SPECIAL DISTRICTS AND OTHER AGENCIES	**$ 72,695**	**$**	**$**	**$ 125,832**	**$ 125,832**	**$ 198,527**
Arithmetic Results						COL 2-4+6
Total Transferred To	SCH 13, COL'S 4&5		SCH 12, COL 3 SCH1, COL 3		SCH 12, COL 7 SCH 1, COL 7	

State Controller Schedules
County Budget Act
January 2010 Edition, revision #1

COUNTY OF KERN
Special Districts and Other Agencies
Financing Sources and Uses by Budget Unit by Object
Fiscal Year 2013-14

Schedule 15

EMPLOYERS TRNG RESOURCE- JTPA
PUBLIC ASSISTANCE
PUBLIC EMPOYMENT GRANT PROGRAMS
Fund 29060
Budget Unit 8907

Detail by Revenue Category and Expenditure Object	Actual 2011-12	Actual 2012-13	CAO Recommended 2013-14	Adopted by the Board of Supervisors 2013-14
1	2	3	4	5
USE OF MONEY/PROPERTY	$ 3,000	$ 4,972	$ 5,000	$ 5,000
INTERGOVERNMENTAL	15,915,899	14,837,679	15,948,618	15,948,618
CHARGES FOR SERVICES	819,435	1,503,287	2,175,000	2,175,000
MISCELLANEOUS	6,815	86,486	1,050	1,050
OTHER FINANCING SOURCES	112,363	565,066	512,410	512,410
NON-REVENUE RECEIPTS	67,047			
TOTAL REVENUE	**$ 16,924,559**	**$ 16,997,490**	**$ 18,642,078**	**$ 18,642,078**
OTHER CHARGES	$ 7,175,270	$ 6,997,698	$ 7,641,173	$ 7,641,173
OTHER FINANCING USES	11,146,011	10,310,697	11,001,778	11,001,778
TOTAL EXPENDITURES/APPROPRIATIONS	**$ 18,321,281**	**$ 17,308,395**	**$ 18,642,951**	**$ 18,642,951**
NET COST	**$ (1,396,722)**	**$ (310,905)**	**$ (873)**	**$ (873)**

State Controller Schedules
County Budget Act
January 2010 Edition, revision #1

COUNTY OF KERN
Special Districts and Other Agencies
Financing Sources and Uses by Budget Unit by Object
Fiscal Year 2013-14

Schedule 15

EMP TRNG RESOURCE-NON-JTPA
PUBLIC ASSISTANCE
PUBLIC EMPOYMENT GRANT PROGRAMS
Fund 29055
Budget Unit 8916

Detail by Revenue Category and Expenditure Object	Actual 2011-12	Actual 2012-13	CAO Recommended 2013-14	Adopted by the Board of Supervisors 2013-14
1	2	3	4	5
USE OF MONEY/PROPERTY	$ 4,668	$ 2,346	$ 4,000	$ 4,000
MISCELLANEOUS	34,211		150,000	$ 150,000
OTHER FINANCING SOURCES	2,110	2,385	3,000	$ 3,000
TOTAL REVENUE	**$ 40,989**	**$ 4,731**	**$ 157,000**	**$ 157,000**
SERVICES & SUPPLIES	$ 7,841	$	$ 60,000	$ 60,000
OTHER CHARGES			50,000	50,000
OTHER FINANCING USES		303,899	150,000	150,000
TOTAL EXPENDITURES/APPROPRIATIONS	**$ 7,841**	**$ 303,899**	**$ 260,000**	**$ 260,000**
NET COST	**$ 33,148**	**$ (299,168)**	**$ (103,000)**	**$ (103,000)**

THIS PAGE INTENTIONALLY LEFT BLANK

COMMUNITY DEVELOPMENT

GRANT PROGRAM

THIS PAGE INTENTIONALLY LEFT BLANK

State Controller Schedules
County Budget Act
January 2010 Edition, revision #1

COUNTY OF KERN
Special Districts and Other Agencies Summary
Fiscal Year 2013-14

Schedule 12

District Name	Total Financing Sources				Total Financing Uses		
	Fund Balance Available June 30, 2013	Decreases to Obligated Fund Balances	Additional Financing Sources	Total Financing Sources	Financing Uses	Decreases to Obligated Fund Balances	Total Financing Uses
1	2	3	4	5	6	7	8
COMMUNITY DEVELOPMENT GRANT PROGRAMS							
29074 CD-EMERGENCY SHELTER GRANT	$	$	$ 902,098	$ 902,098	$ 902,098	$	$ 902,098
29075 CD-NSP GRANT			114,955	114,955	114,955		114,955
29076 CD-NSP3 GRANT			528,506	528,506	528,506		528,506
29080 COMMUNITY DEVELOPMENT PROG TR	(30,383)		10,689,528	10,659,145	10,659,145		10,659,145
29085 COM DEV-ECON DEV REV LOAN FND	422,349			422,349	422,349		422,349
29086 CD-HOME INVESTMENT TRUST	72,296		5,918,770	5,991,066	5,991,066		5,991,066
TOTAL COMMUNITY DEVELOPMENT GRANT PROGRAMS	**$ 464,262**	**$**	**$ 18,153,857**	**$ 18,618,119**	**$ 18,618,119**	**$**	**$ 18,618,119**

Arithmetic Results				COL 2+3+4 COL 5 = COL 8			COL 6+7 COL 5 = COL 8
Totals Transferred From	SCH 13, COL 6		SCH 15, COL 5	SCH 15, COL 5			SCH 15, COL 5
Totals Transferred To	SCH 1, COL 2	SCH 1, COL 3	SCH 1, COL 4	SCH 1, COL 5	SCH 1, COL 6	SCH 1, COL 7	SCH 1, COL 8

State Controller Schedules | **COUNTY OF KERN** | **Schedule 13**
County Budget Act | **Fund Balance - Special Districts and Other Agencies**
January 2010 Edition, revision #1 | **Fiscal Year 2013-14**

District Name	Total Fund Balance June 30, 2013	Less: Obligated Fund Balances			Fund Balance Available June 30, 2013 Actual
		Encumbrances	Nonspendable/ Restricted/ Committed	Assigned	
1	2	3	4	5	6
COMMUNITY DEVELOPMENT GRANT PROGRAMS					
29080 COMMUNITY DEVELOPMENT PROG TR	$ (30,383)	$	$	$	$ (30,383)
29085 COM DEV-ECON DEV REV LOAN FND	422,349				422,349
29086 CD-HOME INVESTMENT TRUST	72,296				72,296
29089 CD-OTHER FUNDING SOURCE	80,149			80,149	
TOTAL COMMUNITY DEVELOPMENT GRANT PROGRAMS	**$ 544,411**	**$**	**$**	**$ 80,149**	**$ 464,262**

Arithimetic Results					COL 2-3-4-5
Totals Transferred From					
Totals Transferred To					SCH 1, COL 2 SCH 12, COL 2

State Controller Schedules
County Budget Act
January 2010 Edition, revision #1

COUNTY OF KERN
Special Districts and Other Agencies
Financing Sources and Uses by Budget Unit by Object
Fiscal Year 2013-14

Schedule 15

COMMUNITY DEVELOPMENT PROG TR
PUBLIC ASSISTANCE
COMMUNITY DEVELOPMENT GRANT PROGRAMS
Fund 29080
Budget Unit 8920

Detail by Revenue Category and Expenditure Object	Actual 2011-12	Actual 2012-13	CAO Recommended 2013-14	Adopted by the Board of Supervisors 2013-14
1	2	3	4	5
INTERGOVERNMENTAL	$ 4,035,502	$ 4,901,273	$ 10,524,528	$ 10,524,528
MISCELLANEOUS	130,160	107,214	160,000	160,000
OTHER FINANCING SOURCES	1,746		5,000	5,000
TOTAL REVENUE	**$ 4,167,408**	**$ 5,008,487**	**$ 10,689,528**	**$ 10,689,528**
APPROPRIATION FR CONTINGENCIES	$	$	$ 1,710,296	$ 1,710,296
SERVICES & SUPPLIES	1,768,173	2,363,171	7,001,761	7,001,761
OTHER FINANCING USES	2,392,906	2,676,308	1,947,088	1,947,088
TOTAL EXPENDITURES/APPROPRIATIONS	**$ 4,161,079**	**$ 5,039,479**	**$ 10,659,145**	**$ 10,659,145**
NET COST	**$ 6,329**	**$ (30,992)**	**$ 30,383**	**$ 30,383**

State Controller Schedules
County Budget Act
January 2010 Edition, revision #1

COUNTY OF KERN
Special Districts and Other Agencies
Financing Sources and Uses by Budget Unit by Object
Fiscal Year 2013-14

Schedule 15

COMM DEV-ECON DEV REV LOAN FND
PUBLIC ASSISTANCE
COMMUNITY DEVELOPMENT GRANT PROGRAMS
Fund 29085
Budget Unit 8921

Detail by Revenue Category and Expenditure Object	Actual 2011-12	Actual 2012-13	CAO Recommended 2013-14	Adopted by the Board of Supervisors 2013-14
1	2	3	4	5
TOTAL REVENUE	**$**	**$**	**$**	**$**
SERVICES & SUPPLIES	$	$	$ 422,349	$ 422,349
TOTAL EXPENDITURES/APPROPRIATIONS	**$**	**$**	**$ 422,349**	**$ 422,349**
NET COST	**$**	**$**	**$ (422,349)**	**$ (422,349)**

State Controller Schedules
County Budget Act
January 2010 Edition, revision #1

COUNTY OF KERN
Special Districts and Other Agencies
Financing Sources and Uses by Budget Unit by Object
Fiscal Year 2013-14

Schedule 15

INDUSTRIAL DEVE AUTHORITY
PUBLIC ASSISTANCE
COMMUNITY DEVELOPMENT GRANT PROGRAMS
Fund 24049
Budget Unit 8925

Detail by Revenue Category and Expenditure Object	Actual 2011-12	Actual 2012-13	CAO Recommended 2013-14	Adopted by the Board of Supervisors 2013-14
1	2	3	4	5
USE OF MONEY/PROPERTY	$ 62	$ 1	$	$
TOTAL REVENUE	**$ 62**	**$ 1**	**$**	**$**
OTHER FINANCING USES	$ 8,823	$	$	$
TOTAL EXPENDITURES/APPROPRIATIONS	**$ 8,823**	**$**	**$**	**$**
NET COST	**$ (8,761)**	**$ 1**	**$**	**$**

State Controller Schedules
County Budget Act
January 2010 Edition, revision #1

COUNTY OF KERN
Special Districts and Other Agencies
Financing Sources and Uses by Budget Unit by Object
Fiscal Year 2013-14

Schedule 15

CD-NSP3 GRANT
PUBLIC ASSISTANCE
OTHER ASSISTANCE
Fund 29076
Budget Unit 8931

Detail by Revenue Category and Expenditure Object	Actual 2011-12	Actual 2012-13	CAO Recommended 2013-14	Adopted by the Board of Supervisors 2013-14
1	2	3	4	5
INTERGOVERNMENTAL	$ 1,994,883	$ 2,646,932	$ 528,506	$ 528,506
TOTAL REVENUE	**$ 1,994,883**	**$ 2,646,932**	**$ 528,506**	**$ 528,506**
SERVICES & SUPPLIES	$ 1,922,172	$ 2,577,828	$ 440,000	$ 440,000
OTHER FINANCING USES	72,710	69,105	88,506	88,506
TOTAL EXPENDITURES/APPROPRIATIONS	**$ 1,994,882**	**$ 2,646,933**	**$ 528,506**	**$ 528,506**
NET COST	**$ 1**	**$ (1)**	**$**	

State Controller Schedules
County Budget Act
January 2010 Edition, revision #1

COUNTY OF KERN
Special Districts and Other Agencies
Financing Sources and Uses by Budget Unit by Object
Fiscal Year 2013-14

Schedule 15

CD= EMERGENCY SHELTER GRANT
PUBLIC ASSISTANCE
COMMUNITY DEVELOPMENT GRANT PROGRAMS
Fund 29074
Budget Unit 8932

Detail by Revenue Category and Expenditure Object	Actual 2011-12	Actual 2012-13	CAO Recommended 2013-14	Adopted by the Board of Supervisors 2013-14
1	2	3	4	5
INTERGOVERNMENTAL	$ 218,729	$ 191,709	$ 902,098	$ 902,098
TOTAL REVENUE	**$ 218,729**	**$ 191,709**	**$ 902,098**	**$ 902,098**
SERVICES & SUPPLIES	$ 193,816	$ 181,401	$ 849,780	$ 849,780
OTHER FINANCING USES	24,913	10,308	52,318	52,318
TOTAL EXPENDITURES/APPROPRIATIONS	**$ 218,729**	**$ 191,709**	**$ 902,098**	**$ 902,098**
NET COST	**$**	**$**	**$**	**$**

State Controller Schedules
County Budget Act
January 2010 Edition, revision #1

COUNTY OF KERN
Special Districts and Other Agencies
Financing Sources and Uses by Budget Unit by Object
Fiscal Year 2013-14

Schedule 15

CD-NSP GRANT
PUBLIC ASSISTANCE
OTHER ASSISTANCE
Fund 29075
Budget Unit 8933

Detail by Revenue Category and Expenditure Object	Actual 2011-12	Actual 2012-13	CAO Recommended 2013-14	Adopted by the Board of Supervisors 2013-14
1	2	3	4	5
INTERGOVERNMENTAL	$ 4,043,394	$ 547,144	$ 114,955	$ 114,955
TOTAL REVENUE	**$ 4,043,394**	**$ 547,144**	**$ 114,955**	**$ 114,955**
SERVICES & SUPPLIES	$ 3,987,900	$ 468,861	$ 107,574	$ 107,574
OTHER FINANCING USES	55,494	78,282	7,381	7,381
TOTAL EXPENDITURES/APPROPRIATIONS	**$ 4,043,394**	**$ 547,143**	**$ 114,955**	**$ 114,955**
NET COST	**$**	**$ 1**	**$**	

State Controller Schedules
County Budget Act
January 2010 Edition, revision #1

COUNTY OF KERN
Special Districts and Other Agencies
Financing Sources and Uses by Budget Unit by Object
Fiscal Year 2013-14

Schedule 15

ARRA CD-HPRP
PUBLIC ASSISTANCE
OTHER ASSISTANCE
Fund 26002
Budget Unit 8934

Detail by Revenue Category and Expenditure Object	Actual 2011-12	Actual 2012-13	CAO Recommended 2013-14	Adopted by the Board of Supervisors 2013-14
1	2	3	4	5
INTERGOVERNMENTAL	$ 957,863	$ 284,986	$	$
TOTAL REVENUE	**$ 957,863**	**$ 284,986**	**$**	**$**
SERVICES & SUPPLIES	$ 905,045	$ 282,661	$	$
OTHER FINANCING USES	35,344	2,325		
TOTAL EXPENDITURES/APPROPRIATIONS	**$ 940,389**	**$ 284,986**	**$**	**$**
NET COST	**$ 17,474**	**$**	**$**	**$**

State Controller Schedules
County Budget Act
January 2010 Edition, revision #1

COUNTY OF KERN
Special Districts and Other Agencies
Financing Sources and Uses by Budget Unit by Object
Fiscal Year 2013-14

Schedule 15

CD-HOME INVESTMENT TRUST
PUBLIC ASSISTANCE
COMMUNITY DEVELOPMENT GRANT PROGRAMS
Fund 29086
Budget Unit 8936

Detail by Revenue Category and Expenditure Object	Actual 2011-12	Actual 2012-13	CAO Recommended 2013-14	Adopted by the Board of Supervisors 2013-14
1	2	3	4	5
INTERGOVERNMENTAL	$ 1,442,505	$ 899,807	$ 5,568,770	$ 5,568,770
MISCELLANEOUS	135,191	201,578	350,000	350,000
TOTAL REVENUE	**$ 1,577,696**	**$ 1,101,385**	**$ 5,918,770**	**$ 5,918,770**
APPROPRIATION FR CONTINGENCIES	$	$	$ 1,041,796	$ 1,041,796
SERVICES & SUPPLIES	1,269,848	916,400	4,809,092	4,809,092
OTHER FINANCING USES	260,931	161,067	140,178	140,178
TOTAL EXPENDITURES/APPROPRIATIONS	**$ 1,530,779**	**$ 1,077,467**	**$ 5,991,066**	**$ 5,991,066**
NET COST	**$ 46,917**	**$ 23,918**	**$ (72,296)**	**$ (72,296)**

SPECIAL DISTRICTS

GOVERNED BY THE BOARD OF SUPERVISORS

THIS PAGE INTENTIONALLY LEFT BLANK

State Controller Schedules
County Budget Act
January 2010 Edition, revision #1

COUNTY OF KERN
Special Districts and Other Agencies Summary
Fiscal Year 2013-14

Schedule 12

District Name	Total Financing Sources				Total Financing Uses		
	Fund Balance Available June 30, 2013	Decreases to Obligated Fund Balances	Additional Financing Sources	Total Financing Sources	Financing Uses	Increases to Obligated Fund Balances	Total Financing Uses
1	2	3	4	5	6	7	8
COUNTY SERVICE AREAS							
40515 COUNTY SERVICE AREA #3	$ 588	$	$ 1,945	$ 2,533	$ 2,200	$ 333	$ 2,533
40520 COUNTY SERVICE AREA #4	1,985		6,246	8,231	7,500	731	8,231
40525 COUNTY SERVICE AREA #5	1,317	1,369	2,954	5,640	5,200	440	5,640
40530 COUNTY SERVICE AREA #6	4,695		14,059	18,754	16,000	2,754	18,754
40535 COUNTY SERVICE AREA #7	321	7	527	855	700	155	855
40540 COUNTY SERVICE AREA #8	5,844		16,633	22,477	17,300	5,177	22,477
40545 COUNTY SERVICE AREA #9	13,957		23,728	37,685	31,000	6,685	37,685
40548 COUNTY SERVICE AREA #10 ZONE 6	4,161	72,425	2,914	79,500	500	79,000	79,500
40550 COUNTY SERVICE AREA #10	6,298		18,912	25,210	24,400	810	25,210
40555 COUNTY SERVICE AREA #11	7,340	6,803	19,407	33,550	33,550		33,550
40556 COUNTY SERVICE AREA #11 ZONE 4	23,556	3,556	159,248	186,360	186,360		186,360
40557 COUNTY SERVICE AREA #11 ZONE 5	6,103	13,934	4,963	25,000	7,000	18,000	25,000
40561 COUNTY SERVICE AREA #12.2	1,320			1,320	800	520	1,320
40565 COUNTY SERVICE AREA #12.6	7,895			7,895	800	7,095	7,895
40568 COUNTY SERVICE AREA #12.9	6,863			6,863	600	6,263	6,863
40572 COUNTY SERVICE AREA #12.1 ZN 1	2,678	100		2,778	900	1,878	2,778
40595 COUNTY SERVICE AREA #13	(61)		3,436	3,375	2,200	1,175	3,375
40600 COUNTY SERVICE AREA #14	19,049	36,859	1,492	57,400	400	57,000	57,400
40605 COUNTY SERVICE AREA #15	26,688		26,621	53,309	24,700	28,609	53,309
40607 COUNTY SERVICE AREA #15 ZONE 5	1,425	2,695	488	4,608	400	4,208	4,608
40609 COUNTY SERVICE AREA #15 ZONE 4	491		2,411	2,902	2,400	502	2,902
40610 COUNTY SERVICE AREA #16	(21,167)	198	41,469	20,500	20,500		20,500
40615 COUNTY SERVICE AREA #17	20,410		49,295	69,705	63,000	6,705	69,705
40616 COUNTY SERVICE AREA #17 ZONE 1	62,636	109,509	14,855	187,000	120,000	67,000	187,000
40617 COUNTY SERVICE AREA #17 ZONE 2	46,215		96,741	142,956	110,389	32,567	142,956
40618 CSA #17 ZONE 3	3,928	2,818	1,454	8,200	8,200		8,200

State Controller Schedules
County Budget Act
January 2010 Edition, revision #1

COUNTY OF KERN
Special Districts and Other Agencies Summary
Fiscal Year 2013-14

Schedule 12

District Name	Total Financing Sources				Total Financing Uses		
	Fund Balance Available June 30, 2013	Decreases to Obligated Fund Balances	Additional Financing Sources	Total Financing Sources	Financing Uses	Increases to Obligated Fund Balances	Total Financing Uses
1	2	3	4	5	6	7	8
40620 COUNTY SERVICE AREA #18	13,896	4,703	46,641	65,240	65,240		65,240
40626 COUNTY SERVICE AREA #18 ZONE 5	713	333	4,454	5,500	5,500		5,500
40627 COUNTY SERVICE AREA #18 ZONE 6	12,893	38,006	1,520	52,419	15,000	37,419	52,419
40628 COUNTY SERVICE AREA #18 ZONE 7	7,784	8,140	2,526	18,450	18,450		18,450
40630 COUNTY SERVICE AREA #20	14,222	40,171	33,607	88,000	48,000	40,000	88,000
40635 COUNTY SERVICE AREA #21	(430)		4,999	4,569	4,000	569	4,569
40640 COUNTY SERVICE AREA #22	9,013	39,945	35,542	84,500	44,500	40,000	84,500
40645 COUNTY SERVICE AREA #23	14,101	1,276	23,281	38,658	35,025	3,633	38,658
40648 CO SERV AREA #23 ZONE 1	760	1,405	295	2,460	2,460		2,460
40650 COUNTY SERVICE AREA #24	590		1,846	2,436	2,000	436	2,436
40655 COUNTY SERVICE AREA #25	4,879			4,879	300	4,579	4,879
40660 COUNTY SERVICE AREA #26	3,390	2,206	12,604	18,200	18,200		18,200
40665 COUNTY SERVICE AREA #27	8,450		38,477	46,927	43,000	3,927	46,927
40666 COUNTY SERVICE AREA 27 ZONE 2	4,626	41,214	1,660	47,500	500	47,000	47,500
40675 COUNTY SERVICE AREA #29	145		1,281	1,426	1,400	26	1,426
40676 COUNTY SERVICE AREA #30 ZONE 6	8,789	73,943	2,968	85,700	700	85,000	85,700
40680 COUNTY SERVICE AREA #30	11,814		51,590	63,404	60,000	3,404	63,404
40682 COUNTY SERVICE AREA #30 ZONE 2	2,467	5,739	294	8,500	1,500	7,000	8,500
40685 COUNTY SERVICE AREA #31	654	1,421	325	2,400	2,400		2,400
40690 COUNTY SERVICE AREA #32	547		1,393	1,940	1,600	340	1,940
40700 COUNTY SERVICE AREA #34	3,163		22,613	25,776	25,000	776	25,776
40710 COUNTY SERVICE AREA #36	12,156	1,521	50,327	64,004	59,004	5,000	64,004
40711 COUNTY SERVICE AREA #36 ZONE 1	149		2,522	2,671		2,671	2,671
40712 COUNTY SERVICE AREA #36 ZONE 2	76		1,274	1,350		1,350	1,350
40713 COUNTY SERVICE AREA #36 ZONE 3	221		3,723	3,944		3,944	3,944
40715 COUNTY SERVICE AREA #37	9,456		25,258	34,714	28,500	6,214	34,714
40720 COUNTY SERVICE AREA #38	1,779		4,808	6,587	6,300	287	6,587

State Controller Schedules | **COUNTY OF KERN** | **Schedule 12**
County Budget Act | **Special Districts and Other Agencies Summary**
January 2010 Edition, revision #1 | **Fiscal Year 2013-14**

District Name	Total Financing Sources				Total Financing Uses		
	Fund Balance Available June 30, 2013	Decreases to Obligated Fund Balances	Additional Financing Sources	Total Financing Sources	Financing Uses	Increases to Obligated Fund Balances	Total Financing Uses
1	2	3	4	5	6	7	8
40722 COUNTY SERVICE AREA #39 ZONE 4	7,445	15,323	632	23,400	400	23,000	23,400
40723 COUNTY SERVICE AREA #39 ZONE 5	567	639	294	1,500	100	1,400	1,500
40724 COUNTY SERVICE AREA #40.1 EMS	3,059	194,051	69,890	267,000	247,000	20,000	267,000
40725 COUNTY SERVICE AREA #39	8,089			8,089	500	7,589	8,089
40726 CO SERVICE AREA #39 ZONE 1	16,448	8,246	31,206	55,900	15,900	40,000	55,900
40727 CO SERVICE AREA #39.2 Z OF B2	4,593	18,982	825	24,400	2,400	22,000	24,400
40730 COUNTY SERVICE AREA #40	236,705	59,937	6,358	303,000	33,000	270,000	303,000
40733 COUNTY SERVICE AREA #39 ZONE 8	46,565		265,919	312,484	243,000	69,484	312,484
40737 COUNTY SERVICE AREA #38 ZN 2	8,429	14,744	2,127	25,300	8,800	16,500	25,300
40740 COUNTY SERVICE AREA #42	3,488	13,856	556	17,900	400	17,500	17,900
40745 COUNTY SERVICE AREA #43	7,628	9,084	24,288	41,000	36,000	5,000	41,000
40750 COUNTY SERVICE AREA #44	804	14,137	2,809	17,750	17,750		17,750
40755 COUNTY SERVICE AREA #45	606	635	1,459	2,700	2,700		2,700
40765 COUNTY SERVICE AREA #47	21	5,407	4,072	9,500	9,500		9,500
40785 COUNTY SERVICE AREA #51	3,306	9,980	414	13,700	2,700	11,000	13,700
40790 COUNTY SERVICE AREA #52	4,910		21,336	26,246	24,000	2,246	26,246
40795 COUNTY SERVICE AREA #53	1,745			1,745	200	1,545	1,745
40796 COUNTY SERVICE AREA #53 ZONE 1	1,254	38	3,408	4,700	4,700		4,700
40800 COUNTY SERVICE AREA #54	3,399		13,181	16,580	14,000	2,580	16,580
40805 COUNTY SERVICE AREA #55	134		3,058	3,192	3,050	142	3,192
40810 COUNTY SERVICE AREA #56	1,673		2,624	4,297	4,200	97	4,297
40820 COUNTY SERVICE AREA #58	3,290		5,572	8,862	6,200	2,662	8,862
40830 COUNTY SERVICE AREA #60	36,619	149,663	94,718	281,000	181,000	100,000	281,000
40831 COUNTY SERVICE AREA #60 ZONE 1	790	3,353	21,857	26,000	26,000		26,000
40832 COUNTY SERVICE AREA #60 ZONE 2	182,649	358,807	14,544	556,000	181,000	375,000	556,000
40836 COUNTY SERVICE AREA #61 ZONE 1	2,137	11,007	1,856	15,000	10,000	5,000	15,000
40837 COUNTY SERVICE AREA #61 ZONE 2	529	68	1,103	1,700	1,700		1,700

State Controller Schedules | **COUNTY OF KERN** | **Schedule 12**
County Budget Act | **Special Districts and Other Agencies Summary**
January 2010 Edition, revision #1 | **Fiscal Year 2013-14**

District Name	Total Financing Sources				Total Financing Uses		
	Fund Balance Available June 30, 2013	Decreases to Obligated Fund Balances	Additional Financing Sources	Total Financing Sources	Financing Uses	Increases to Obligated Fund Balances	Total Financing Uses
1	2	3	4	5	6	7	8
40838 COUNTY SERVICE AREA #61 ZONE 3	2,038	3,212	2,750	8,000	8,000		8,000
40839 COUNTY SERVICE AREA #61 ZONE 4	1,022		2,568	3,590	3,000	590	3,590
40840 COUNTY SERVICE AREA #62	(3,307)		12,239	8,932	7,850	1,082	8,932
40845 COUNTY SERVICE AREA #63	4,842		17,257	22,099	21,300	799	22,099
40846 COUNTY SERVICE AREA #63 ZONE 1	98,041	158,535	33,424	290,000	240,000	50,000	290,000
40847 COUNTY SERVICE AREA #63 ZONE 2	11,724	23,717	959	36,400	400	36,000	36,400
40848 COUNTY SERVICE AREA #63 ZONE 3	808	35,377	15,315	51,500	31,500	20,000	51,500
40849 COUNTY SERVICE AREA #63 ZONE 4	(7,763)	34,296	75,867	102,400	102,400		102,400
40851 COUNTY SERVICE AREA #63 ZONE 5	(84,237)	65,198	93,539	74,500	74,500		74,500
40852 COUNTY SERVICE AREA #63 ZONE 6	(19,282)	31,769	64,013	76,500	76,500		76,500
40855 COUNTY SERVICE AREA #65	222,647	42,817	9,233	274,697	196,000	78,697	274,697
40856 COUNTY SERVICE AREA #65.1	1,034	1,813	1,453	4,300	4,300		4,300
40860 COUNTY SERVICE AREA #66	3,693		4,292	7,985	5,300	2,685	7,985
40862 COUNTY SERVICE AREA #66 ZONE 2	1,167	2	281	1,450	1,450		1,450
40863 COUNTY SERVICE AREA #66 ZONE 3	8,388	10,637	1,875	20,900	6,900	14,000	20,900
40864 COUNTY SERVICE AREA #66 ZONE 4	7,656	6,754	290	14,700	200	14,500	14,700
40865 COUNTY SERVICE AREA #67	996	1,522	482	3,000	3,000		3,000
40866 COUNTY SERVICE AREA #67 ZN 1	6,595			6,595	300	6,295	6,595
40875 COUNTY SERVICE AREA #69	7,252	15,137	611	23,000	500	22,500	23,000
40885 COUNTY SERVICE AREA #71	88,227	65,374	27,399	181,000	181,000		181,000
40886 COUNTY SERVICE AREA #71 ZONE 1	21,384		31,823	53,207	49,500	3,707	53,207
40887 COUNTY SERVICE AREA #71 ZONE 2	21,992		57,924	79,916	76,500	3,416	79,916
40888 COUNTY SERVICE AREA #71 ZONE 3	104,751		452,680	557,431	557,300	131	557,431
40890 COUNTY SERVICE AREA #72	(1,155)	63	3,092	2,000	2,000		2,000
40893 COUNTY SERVICE AREA #71 ZONE 5	4,214	3,547	75,739	83,500	83,500		83,500
40894 COUNTY SERVICE AREA #71 ZONE 6	87	2,469	309	2,865	865	2,000	2,865
40895 COUNTY SERVICE AREA #71 ZONE 7	(15,390)	667,711	26,708	679,029	302,600	376,429	679,029

State Controller Schedules | **COUNTY OF KERN** | **Schedule 12**
County Budget Act | **Special Districts and Other Agencies Summary**
January 2010 Edition, revision #1 | **Fiscal Year 2013-14**

District Name	Total Financing Sources				Total Financing Uses		
	Fund Balance Available June 30, 2013	Decreases to Obligated Fund Balances	Additional Financing Sources	Total Financing Sources	Financing Uses	Increases to Obligated Fund Balances	Total Financing Uses
1	2	3	4	5	6	7	8
40896 COUNTY SERVICE AREA #71 ZONE 8	42,939	83,662	258,399	385,000	385,000		385,000
40901 COUNTY SERVICE AREA #71 ZONE 9	(1,155)	33,376	3,179	35,400	10,400	25,000	35,400
40904 COUNTY SERVICE AREA #81	131	1,459	1,010	2,600	2,600		2,600
40906 COUNTY SERVICE AREA #85	299	55,418	3,283	59,000	19,000	40,000	59,000
40908 COUNTY SERVICE AREA 71 ZONE 10	55,145	157,156	8,499	220,800	70,800	150,000	220,800
40910 COUNTY SERVICE AREA #87.2	511		3,179	3,690	2,800	890	3,690
40911 COUNTY SERVICE AREA #87	4,549	8,738	3,514	16,801	5,900	10,901	16,801
40913 COUNTY SERVICE AREA #89	4,068		3,172	7,240	2,000	5,240	7,240
40914 COUNTY SERVICE AREA #91	1,751	4,181	268	6,200	2,200	4,000	6,200
40915 COUNTY SERVICE AREA #92	5,908		3,068	8,976	8,000	976	8,976
40916 COUNTY SERVICE AREA #92 ZONE 1	4,899	3,225	6,376	14,500	14,500		14,500
40917 COUNTY SERVICE AREA #92 ZONE 2	3,877	6,787	1,236	11,900	400	11,500	11,900
40918 CSA #95 - CONSTRUCTION	17,443		9,876	27,319	6,800	20,519	27,319
40920 CSA #94	895	1,788	517	3,200	300	2,900	3,200
40921 CSA #94 ZONE 1	3,045	5,908	247	9,200	200	9,000	9,200
40922 COUNTY SERVICE AREA #97 ZONE 1	2,289	2,791	120	5,200	200	5,000	5,200
40923 COUNTY SERVICE AREA #97 ZONE 2	10,168	15,879	653	26,700	200	26,500	26,700
40925 COUNTY SERVICE AREA #97	2,029	12,177	494	14,700	200	14,500	14,700
TOTAL COUNTY SERVICE AREA	**$ 1,633,935**	**$ 2,960,748**	**$ 2,798,944**	**$ 7,393,627**	**$ 4,819,943**	**$ 2,573,684**	**$ 7,393,627**
SANITATION DISTRICTS							
40313 FORD CITY-TAFT HTS SANIT M&O	$ 31,955	$ 229,725	$ 771,740	$ 1,033,420	$ 1,033,420	$	$ 1,033,420
40332 KERN SANITATION AUTHORITY	1,352,951		3,945,898	5,298,849	5,030,271	268,578	5,298,849
TOTAL SANITATION DISTRICTS	**$ 1,384,906**	**$ 229,725**	**$ 4,717,638**	**$ 6,332,269**	**$ 6,063,691**	**$ 268,578**	**$ 6,332,269**
PUBLIC ASSISTANCE AUTHORITY							
40491 IHSS PUBLIC AUTHORITY	$ 308,092	$	$ 10,523,755	$ 10,831,847	$ 10,523,755	$ 308,092	$ 10,831,847

State Controller Schedules
County Budget Act
January 2010 Edition, revision #1

COUNTY OF KERN
Special Districts and Other Agencies Summary
Fiscal Year 2013-14

Schedule 12

District Name	Total Financing Sources				Total Financing Uses		
	Fund Balance Available June 30, 2013	Decreases to Obligated Fund Balances	Additional Financing Sources	Total Financing Sources	Financing Uses	Increases to Obligated Fund Balances	Total Financing Uses
1	2	3	4	5	6	7	8
TOTAL PUBLIC ASSISTANCE AUTHORITY	**$ 308,092**	**$**	**$ 10,523,755**	**$ 10,831,847**	**$ 10,523,755**	**$ 308,092**	**$ 10,831,847**
TOTAL SPECIAL DISTRICTS AND OTHER	**$ 3,326,933**	**$ 3,190,473**	**$ 18,040,337**	**$ 24,557,743**	**$ 21,407,389**	**$ 3,150,354**	**$ 24,557,743**
Arithmetic Results				COL 2+3+4 COL 5 = COL 8			COL 6+7 COL 5 = COL 8
Totals Transferred From	SCH 13, COL 6	SCH 14, COL 4	SCH 15, COL 5	SCH 15, COL 5		SCH 14, COL 6	SCH 15, COL 5
Totals Transferred To	SCH 1, COL 2	SCH 1, COL 3	SCH 1, COL 4	SCH 1, COL 5	SCH 1, COL 6	SCH 1, COL 7	SCH 1, COL 8

State Controller Schedules | **COUNTY OF KERN** | **Schedule 13**
County Budget Act | **Fund Balance - Special Districts and Other Agencies**
January 2010 Edition, revision #1 | **Fiscal Year 2013-14**

District Name	Total Fund Balance June 30, 2013	Less: Obligated Fund Balances			Fund Balance Available June 30, 2013 Actual
		Encumbrances	Nonspendable Restricted/ Committed	Assigned	
1	2	3	4	5	6
COUNTY SERVICE AREAS					
40515 COUNTY SERVICE AREA #3	$ 3,586	$	$	$ 2,998	$ 588
40520 COUNTY SERVICE AREA #4	9,046			7,061	1,985
40525 COUNTY SERVICE AREA #5	11,507			10,190	1,317
40530 COUNTY SERVICE AREA #6	24,343			19,648	4,695
40535 COUNTY SERVICE AREA #7	1,269			948	321
40540 COUNTY SERVICE AREA #8	19,730			13,886	5,844
40545 COUNTY SERVICE AREA #9	47,034			33,077	13,957
40548 COUNTY SERVICE AREA #10 ZONE 6	77,020			72,859	4,161
40550 COUNTY SERVICE AREA #10	36,536			30,238	6,298
40555 COUNTY SERVICE AREA #11	77,952			70,612	7,340
40556 COUNTY SERVICE AREA #11 ZONE 4	54,652			31,096	23,556
40557 COUNTY SERVICE AREA #11 ZONE 5	20,506			14,403	6,103
40561 COUNTY SERVICE AREA #12.2	1,320				1,320
40565 COUNTY SERVICE AREA #12.6	7,895				7,895
40568 COUNTY SERVICE AREA #12.9	6,863				6,863
40572 COUNTY SERVICE AREA #12.1 ZN 1	2,678				2,678
40595 COUNTY SERVICE AREA #13	88			149	(61)
40600 COUNTY SERVICE AREA #14	56,347			37,298	19,049
40605 COUNTY SERVICE AREA #15	76,371			49,683	26,688
40607 COUNTY SERVICE AREA #15 ZONE 5	4,120			2,695	1,425
40609 COUNTY SERVICE AREA #15 ZONE 4	2,639			2,148	491
40610 COUNTY SERVICE AREA #16	2,668			23,835	(21,167)
40615 COUNTY SERVICE AREA #17	82,055			61,645	20,410
40616 COUNTY SERVICE AREA #17 ZONE 1	179,505			116,869	62,636
40617 COUNTY SERVICE AREA #17 ZONE 2	195,426			149,211	46,215

State Controller Schedules | **COUNTY OF KERN** | **Schedule 13**
County Budget Act | **Fund Balance - Special Districts and Other Agencies**
January 2010 Edition, revision #1 | **Fiscal Year 2013-14**

District Name	Total Fund Balance June 30, 2013	Less: Obligated Fund Balances			Fund Balance Available June 30, 2013 Actual
		Encumbrances	Nonspendable Restricted/ Committed	Assigned	
1	2	3	4	5	6
40618 CSA #17 ZONE 3	34,783			30,855	3,928
40620 COUNTY SERVICE AREA #18	73,291			59,395	13,896
40626 COUNTY SERVICE AREA #18 ZONE 5	7,891			7,178	713
40627 COUNTY SERVICE AREA #18 ZONE 6	50,899			38,006	12,893
40628 COUNTY SERVICE AREA #18 ZONE 7	70,942			63,158	7,784
40630 COUNTY SERVICE AREA #20	111,727			97,505	14,222
40635 COUNTY SERVICE AREA #21	3,040			3,470	(430)
40640 COUNTY SERVICE AREA #22	74,462			65,449	9,013
40645 COUNTY SERVICE AREA #23	79,541			65,440	14,101
40648 CO SERV AREA #23 ZONE 1	6,918			6,158	760
40650 COUNTY SERVICE AREA #24	4,159			3,569	590
40655 COUNTY SERVICE AREA #25	4,879				4,879
40660 COUNTY SERVICE AREA #26	34,933			31,543	3,390
40665 COUNTY SERVICE AREA #27	86,985			78,535	8,450
40666 COUNTY SERVICE AREA 27 ZONE 2	46,137			41,511	4,626
40675 COUNTY SERVICE AREA #29	1,762			1,617	145
40676 COUNTY SERVICE AREA #30 ZONE 6	83,000			74,211	8,789
40680 COUNTY SERVICE AREA #30	83,205			71,391	11,814
40682 COUNTY SERVICE AREA #30 ZONE 2	9,805			7,338	2,467
40685 COUNTY SERVICE AREA #31	7,587			6,933	654
40690 COUNTY SERVICE AREA #32	1,231			684	547
40700 COUNTY SERVICE AREA #34	50,724			47,561	3,163
40710 COUNTY SERVICE AREA #36	112,414			100,258	12,156
40711 COUNTY SERVICE AREA #36 ZONE 1	2,555			2,406	149
40712 COUNTY SERVICE AREA #36 ZONE 2	1,290			1,214	76
40713 COUNTY SERVICE AREA #36 ZONE 3	3,772			3,551	221

State Controller Schedules | **COUNTY OF KERN** | **Schedule 13**
County Budget Act | **Fund Balance - Special Districts and Other Agencies**
January 2010 Edition, revision #1 | **Fiscal Year 2013-14**

District Name	Total Fund Balance June 30, 2013	Less: Obligated Fund Balances			Fund Balance Available June 30, 2013 Actual
		Encumbrances	Nonspendable Restricted/ Committed	Assigned	
1	2	3	4	5	6
40715 COUNTY SERVICE AREA #37	50,958			41,502	9,456
40720 COUNTY SERVICE AREA #38	6,961			5,182	1,779
40722 COUNTY SERVICE AREA #39 ZONE 4	23,244			15,799	7,445
40723 COUNTY SERVICE AREA #39 ZONE 5	1,255			688	567
40724 COUNTY SERVICE AREA #40.1 EMS	257,882			254,823	3,059
40725 COUNTY SERVICE AREA #39	8,097			08	8,089
40726 CO SERVICE AREA #39 ZONE 1	33,128			16,680	16,448
40727 CO SERVICE AREA #39.2 Z OF B2	25,229			20,636	4,593
40730 COUNTY SERVICE AREA #40	395,664			158,959	236,705
40733 COUNTY SERVICE AREA #39 ZONE 8	123,779			77,214	46,565
40737 COUNTY SERVICE AREA #38 ZN 2	23,960			15,531	8,429
40740 COUNTY SERVICE AREA #42	17,398			13,910	3,488
40745 COUNTY SERVICE AREA #43	69,926			62,298	7,628
40750 COUNTY SERVICE AREA #44	62,150			61,346	804
40755 COUNTY SERVICE AREA #45	4,867			4,261	606
40765 COUNTY SERVICE AREA #47	20,701			20,680	21
40785 COUNTY SERVICE AREA #51	13,648			10,342	3,306
40790 COUNTY SERVICE AREA #52	47,076			42,166	4,910
40795 COUNTY SERVICE AREA #53	1,745				1,745
40796 COUNTY SERVICE AREA #53 ZONE 1	14,008			12,754	1,254
40800 COUNTY SERVICE AREA #54	17,537			14,138	3,399
40805 COUNTY SERVICE AREA #55	5,227			5,093	134
40810 COUNTY SERVICE AREA #56	12,296			10,623	1,673
40820 COUNTY SERVICE AREA #58	26,313			23,023	3,290
40830 COUNTY SERVICE AREA #60	396,172			359,553	36,619
40831 COUNTY SERVICE AREA #60 ZONE 1	36,411			35,621	790

State Controller Schedules | **COUNTY OF KERN** | **Schedule 13**
County Budget Act | **Fund Balance - Special Districts and Other Agencies**
January 2010 Edition, revision #1 | **Fiscal Year 2013-14**

District Name	Total Fund Balance June 30, 2013	Less: Obligated Fund Balances			Fund Balance Available June 30, 2013 Actual
		Encumbrances	Nonspendable Restricted/ Committed	Assigned	
1	2	3	4	5	6
40832 COUNTY SERVICE AREA #60 ZONE 2	546,245			363,596	182,649
40836 COUNTY SERVICE AREA #61 ZONE 1	43,534			41,397	2,137
40837 COUNTY SERVICE AREA #61 ZONE 2	3,367			2,838	529
40838 COUNTY SERVICE AREA #61 ZONE 3	18,802			16,764	2,038
40839 COUNTY SERVICE AREA #61 ZONE 4	4,357			3,335	1,022
40840 COUNTY SERVICE AREA #62	5,511			8,818	(3,307)
40845 COUNTY SERVICE AREA #63	45,707			40,865	4,842
40846 COUNTY SERVICE AREA #63 ZONE 1	347,522			249,481	98,041
40847 COUNTY SERVICE AREA #63 ZONE 2	35,705			23,981	11,724
40848 COUNTY SERVICE AREA #63 ZONE 3	73,549			72,741	808
40849 COUNTY SERVICE AREA #63 ZONE 4	222,606			230,369	(7,763)
40851 COUNTY SERVICE AREA #63 ZONE 5	(19,036)			65,201	(84,237)
40852 COUNTY SERVICE AREA #63 ZONE 6	49,640			68,922	(19,282)
40855 COUNTY SERVICE AREA #65	355,464			132,817	222,647
40856 COUNTY SERVICE AREA #65.1	16,223			15,189	1,034
40860 COUNTY SERVICE AREA #66	11,356			7,663	3,693
40862 COUNTY SERVICE AREA #66 ZONE 2	5,083			3,916	1,167
40863 COUNTY SERVICE AREA #66 ZONE 3	19,629			11,241	8,388
40864 COUNTY SERVICE AREA #66 ZONE 4	14,898			7,242	7,656
40865 COUNTY SERVICE AREA #67	7,267			6,271	996
40866 COUNTY SERVICE AREA #67 ZN 1	6,595				6,595
40875 COUNTY SERVICE AREA #69	22,532			15,280	7,252
40885 COUNTY SERVICE AREA #71	371,549			283,322	88,227
40886 COUNTY SERVICE AREA #71 ZONE 1	62,413			41,029	21,384
40887 COUNTY SERVICE AREA #71 ZONE 2	86,714			64,722	21,992
40888 COUNTY SERVICE AREA #71 ZONE 3	506,782			402,031	104,751

State Controller Schedules | **COUNTY OF KERN** | **Schedule 13**
County Budget Act | **Fund Balance - Special Districts and Other Agencies**
January 2010 Edition, revision #1 | **Fiscal Year 2013-14**

District Name	Total Fund Balance June 30, 2013	Less: Obligated Fund Balances			Fund Balance Available June 30, 2013 Actual
		Encumbrances	Nonspendable Restricted/ Committed	Assigned	
1	2	3	4	5	6
40890 COUNTY SERVICE AREA #72	1,082			2,237	(1,155)
40893 COUNTY SERVICE AREA #71 ZONE 5	159,683			155,469	4,214
40894 COUNTY SERVICE AREA #71 ZONE 6	3,596			3,509	87
40895 COUNTY SERVICE AREA #71 ZONE 7	652,321			667,711	(15,390)
40896 COUNTY SERVICE AREA #71 ZONE 8	609,930			566,991	42,939
40901 COUNTY SERVICE AREA #71 ZONE 9	51,602			52,757	(1,155)
40904 COUNTY SERVICE AREA #81	24,078			23,947	131
40906 COUNTY SERVICE AREA #85	82,368			82,069	299
40908 COUNTY SERVICE AREA 71 ZONE 10	267,626			212,481	55,145
40910 COUNTY SERVICE AREA #87.2	3,039			2,528	511
40911 COUNTY SERVICE AREA #87	13,287			8,738	4,549
40913 COUNTY SERVICE AREA #89	4,097			29	4,068
40914 COUNTY SERVICE AREA #91	7,351			5,600	1,751
40915 COUNTY SERVICE AREA #92	11,991			6,083	5,908
40916 COUNTY SERVICE AREA #92 ZONE 1	29,362			24,463	4,899
40917 COUNTY SERVICE AREA #92 ZONE 2	10,666			6,789	3,877
40918 CSA #95 - CONSTRUCTION	51,915			34,472	17,443
40920 CSA #94	2,697			1,802	895
40921 CSA #94 ZONE 1	9,229			6,184	3,045
40922 COUNTY SERVICE AREA #97 ZONE 1	5,180			2,891	2,289
40923 COUNTY SERVICE AREA #97 ZONE 2	26,495			16,327	10,168
40925 COUNTY SERVICE AREA #97	14,287			12,258	2,029
TOTAL COUNTY SERVICE AREA	**$ 8,650,616**	**$**	**$**	**$ 7,016,681**	**$ 1,633,935**
SANITATION DISTRICTS					
40313 FORD CITY-TAFT HTS SANIT M&O	$ 1,194,034	$ 131,964	$	$ 1,030,115	$ 31,955

State Controller Schedules
County Budget Act
January 2010 Edition, revision #1

COUNTY OF KERN
Fund Balance - Special Districts and Other Agencies
Fiscal Year 2013-14

Schedule 13

District Name	Total Fund Balance June 30, 2013	Less: Obligated Fund Balances			Fund Balance Available June 30, 2013 Actual
		Encumbrances	Nonspendable Restricted/ Committed	Assigned	
1	2	3	4	5	6
40332 KERN SANITATION AUTHORITY	6,336,716	793,222		4,190,543	1,352,951
TOTAL SANITATION DISTRICTS	**$ 7,530,750**	**$ 925,186**	**$**	**$ 5,220,658**	**$ 1,384,906**
PUBLIC ASSISTANCE AUTHORITY					
40491 IHSS PUBLIC AUTHORITY	$ 308,313	$	$	$ 221	$ 308,092
TOTAL PUBLIC ASSISTANCE AUTHORITY	**$ 308,313**	**$**	**$**	**$ 221**	**$ 308,092**
TOTAL SPECIAL DISTRICTS AND OTHER AGENCIES	**$ 15,480,024**	**$ 925,186**	**$**	**$ 12,237,560**	**$ 3,326,933**
Arithimetic Results					COL 2-3-4-5
Totals Transferred From			SCH 14, COL 2	SCH 14, COL 2	
Totals Transferred To					SCH 1, COL 2 SCH 12, COL 2

State Controller Schedules
County Budget Act
January 2010 Edition, revision #1

COUNTY OF KERN
Special Districts and other Agencies
Obligated Fund Balances
Fiscal Year 2013-14

Schedule 14

District Name	Obligated Fund Balances June 30, 2013	Decreases or Cancellations		Increases or New		Total Obligated Fund Balances for the Budget Year
		CAO Recommended	Adopted by the Board of Supervisors	CAO Recommended	Adopted by the Board of Supervisors	
1	2	3	4	5	6	7
COUNTY SERVICE AREAS						
40515 COUNTY SERVICE AREA #3						
2173 DESIG-GENERAL	$ 2,998	$	$	$ 333	$ 333	$ 3,331
TOTAL COUNTY SERVICE AREA #3	**$ 2,998**	**$**	**$**	**$ 333**	**$ 333**	**$ 3,331**
40520 COUNTY SERVICE AREA #4						
2173 DESIG-GENERAL	$ 7,061	$	$	$ 731	$ 731	$ 7,792
TOTAL COUNTY SERVICE AREA #4	**$ 7,061**	**$**	**$**	**$ 731**	**$ 731**	**$ 7,792**
40525 COUNTY SERVICE AREA #5						
2173 DESIG-GENERAL	$ 10,190	$ 1,369	$ 1,369	$ 440	$ 440	$ 9,261
TOTAL COUNTY SERVICE AREA #5	**$ 10,190**	**$ 1,369**	**$ 1,369**	**$ 440**	**$ 440**	**$ 9,261**
40530 COUNTY SERVICE AREA #6						
2173 DESIG-GENERAL	$ 19,648	$	$	$ 2,754	$ 2,754	$ 22,402
TOTAL COUNTY SERVICE AREA #6	**$ 19,648**	**$**	**$**	**$ 2,754**	**$ 2,754**	**$ 22,402**
40535 COUNTY SERVICE AREA #7						
2173 DESIG-GENERAL	$ 948	$ 7	$ 7	$ 155	$ 155	$ 1,096
TOTAL COUNTY SERVICE AREA #7	**$ 948**	**$ 7**	**$ 7**	**$ 155**	**$ 155**	**$ 1,096**
40540 COUNTY SERVICE AREA #8						
2173 DESIG-GENERAL	$ 13,886	$	$	$ 5,177	$ 5,177	$ 19,063
TOTAL COUNTY SERVICE AREA #8	**$ 13,886**	**$**	**$**	**$ 5,177**	**$ 5,177**	**$ 19,063**
40545 COUNTY SERVICE AREA #9						
2173 DESIG-GENERAL	$ 33,077	$	$	$ 6,685	$ 6,685	$ 39,762
TOTAL COUNTY SERVICE AREA #9	**$ 33,077**	**$**	**$**	**$ 6,685**	**$ 6,685**	**$ 39,762**
40548 COUNTY SERVICE AREA #10 ZONE 6						
2156 DESIG-INFRASTRUCTURE REPLACMNT	$	$	$	$ 79,000	$ 79,000	$ 79,000
2173 DESIG-GENERAL	72,859	72,425	72,425			434

State Controller Schedules
County Budget Act
January 2010 Edition, revision #1

COUNTY OF KERN
Special Districts and other Agencies
Obligated Fund Balances
Fiscal Year 2013-14

Schedule 14

District Name	Obligated Fund Balances June 30, 2013	Decreases or Cancellations		Increases or New		Total Obligated Fund Balances for the Budget Year
		CAO Recommended	Adopted by the Board of Supervisors	CAO Recommended	Adopted by the Board of Supervisors	
1	2	3	4	5	6	7
TOTAL COUNTY SERVICE AREA #10 ZONE 6	**$ 72,859**	**$ 72,425**	**$**	**$ 79,000**	**$ 79,000**	**$ 79,434**
40550 COUNTY SERVICE AREA #10						
2173 DESIG-GENERAL	$ 30,238	$	$	$ 810	$ 810	$ 31,048
TOTAL COUNTY SERVICE AREA #10	**$ 30,238**	**$**	**$**	**$ 810**	**$ 810**	**$ 31,048**
40555 COUNTY SERVICE AREA #11						
2173 DESIG-GENERAL	$ 70,612	$ 6,803	$ 6,803	$	$	$ 63,809
TOTAL COUNTY SERVICE AREA #11	**$ 70,612**	**$ 6,803**	**$ 6,803**	**$**	**$**	**$ 63,809**
40556 COUNTY SERVICE AREA #11 ZONE 4						
2173 DESIG-GENERAL	$ 31,096	$ 3,556	$ 3,556	$	$	$ 27,540
TOTAL COUNTY SERVICE AREA #11 ZONE 4	**$ 31,096**	**$ 3,556**	**$ 3,556**	**$**	**$**	**$ 27,540**
40557 COUNTY SERVICE AREA #11 ZONE 5						
2156 DESIG-INFRASTRUCTURE REPLACMNT	$	$	$	$ 18,000	$ 18,000	$ 18,000
2173 DESIG-GENERAL	14,403	13,934	13,934			469
TOTAL COUNTY SERVICE AREA #11 ZONE 5	**$ 14,403**	**$ 13,934**	**$**	**$ 18,000**	**$ 18,000**	**$ 18,469**
40561 COUNTY SERVICE AREA #12.2						
2173 DESIG-GENERAL	$	$	$	$ 520	$ 520	$ 520
TOTAL COUNTY SERVICE AREA #12.2	**$**	**$**	**$**	**$ 520**	**$ 520**	**$ 520**
40565 COUNTY SERVICE AREA #12.6						
2173 DESIG-GENERAL	$	$	$	$ 7,095	$ 7,095	$ 7,095
TOTAL COUNTY SERVICE AREA #12.6	**$**	**$**	**$**	**$ 7,095**	**$ 7,095**	**$ 7,095**
40568 COUNTY SERVICE AREA #12.9						
2173 DESIG-GENERAL	$	$	$	$ 6,263	$ 6,263	$ 6,263
TOTAL COUNTY SERVICE AREA #12.9	**$**	**$**	**$**	**$ 6,263**	**$ 6,263**	**$ 6,263**
40572 COUNTY SERVICE AREA #12.1 ZN 1						
2173 DESIG-GENERAL	$	$ 100	$ 100	$ 1,878	$ 1,878	$ 1,778
TOTAL COUNTY SERVICE AREA #12.1 ZN 1	**$**	**$ 100**	**$ 100**	**$ 1,878**	**$ 1,878**	**$ 1,778**

State Controller Schedules
County Budget Act
January 2010 Edition, revision #1

COUNTY OF KERN
Special Districts and other Agencies
Obligated Fund Balances
Fiscal Year 2013-14

Schedule 14

District Name	Obligated Fund Balances June 30, 2013	Decreases or Cancellations		Increases or New		Total Obligated Fund Balances for the Budget Year
		CAO Recommended	Adopted by the Board of Supervisors	CAO Recommended	Adopted by the Board of Supervisors	
1	2	3	4	5	6	7
40595 COUNTY SERVICE AREA #13						
2173 DESIG-GENERAL	$ 149	$	$	$ 1,175	$ 1,175	$ 1,324
TOTAL COUNTY SERVICE AREA #13	**$ 149**	**$**	**$**	**$ 1,175**	**$ 1,175**	**$ 1,324**
40600 COUNTY SERVICE AREA #14						
2156 DESIG-INFRASTRUCTURE REPLACMNT	$	$	$	$ 57,000	$ 57,000	$ 57,000
2173 DESIG-GENERAL	37,298	36,859	36,859			439
TOTAL COUNTY SERVICE AREA #14	**$ 37,298**	**$ 36,859**	**$**	**$ 57,000**	**$ 57,000**	**$ 57,439**
40605 COUNTY SERVICE AREA #15						
2173 DESIG-GENERAL	$ 49,683	$	$	$ 28,609	$ 28,609	$ 78,292
TOTAL COUNTY SERVICE AREA #15	**$ 49,683**	**$**	**$**	**$ 28,609**	**$ 28,609**	**$ 78,292**
40607 COUNTY SERVICE AREA #15 ZONE 5						
2156 DESIG-INFRASTRUCTURE REPLACMNT	$	$	$	$ 4,208	$ 4,208	$ 4,208
2173 DESIG-GENERAL	2,695	2,695	2,695			
TOTAL COUNTY SERVICE AREA #15 ZONE 5	**$ 2,695**	**$ 2,695**	**$**	**$ 4,208**	**$ 4,208**	**$ 4,208**
40609 COUNTY SERVICE AREA #15 ZONE 4						
2173 DESIG-GENERAL	$ 2,148	$	$	$ 502	$ 502	$ 2,650
TOTAL COUNTY SERVICE AREA #15 ZONE 4	**$ 2,148**	**$**	**$**	**$ 502**	**$ 502**	**$ 2,650**
40610 COUNTY SERVICE AREA #16						
2173 DESIG-GENERAL	$ 23,835	$ 198	$ 198	$	$	$ 23,637
TOTAL COUNTY SERVICE AREA #16	**$ 23,835**	**$ 198**	**$ 198**	**$**	**$**	**$ 23,637**
40615 COUNTY SERVICE AREA #17						
2173 DESIG-GENERAL	$ 61,645	$	$	$ 6,705	$ 6,705	$ 68,350
TOTAL COUNTY SERVICE AREA #17	**$ 61,645**	**$**	**$**	**$ 6,705**	**$ 6,705**	**$ 68,350**
40616 COUNTY SERVICE AREA #17 ZONE 1						
2156 DESIG-INFRASTRUCTURE REPLACMNT	$	$	$	$ 67,000	$ 67,000	$ 67,000
2173 DESIG-GENERAL	116,869	109,509	109,509			7,360

State Controller Schedules
County Budget Act
January 2010 Edition, revision #1

COUNTY OF KERN
Special Districts and other Agencies
Obligated Fund Balances
Fiscal Year 2013-14

Schedule 14

District Name	Obligated Fund Balances June 30, 2013	Decreases or Cancellations		Increases or New		Total Obligated Fund Balances for the Budget Year
		CAO Recommended	Adopted by the Board of Supervisors	CAO Recommended	Adopted by the Board of Supervisors	
1	2	3	4	5	6	7
TOTAL COUNTY SERVICE AREA #17 ZONE 1	**$ 116,869**	**$ 109,509**	**$**	**$ 67,000**	**$ 67,000**	**$ 74,360**
40617 COUNTY SERVICE AREA #17 ZONE 2						
2173 DESIG-GENERAL	$ 149,211	$	$	$ 32,567	$ 32,567	$ 181,778
TOTAL COUNTY SERVICE AREA #17 ZONE 2	**$ 149,211**	**$**	**$**	**$ 32,567**	**$ 32,567**	**$ 181,778**
40618 CSA #17 ZONE 3						
2173 DESIG-GENERAL	$ 30,855	$ 2,818	$ 2,818	$	$	$ 28,037
TOTAL CSA #17 ZONE 3	**$ 30,855**	**$ 2,818**	**$ 2,818**	**$**	**$**	**$ 28,037**
40620 COUNTY SERVICE AREA #18						
2173 DESIG-GENERAL	$ 59,395	$ 4,703	$ 4,703	$	$	$ 54,692
TOTAL COUNTY SERVICE AREA #18	**$ 59,395**	**$ 4,703**	**$ 4,703**	**$**	**$**	**$ 54,692**
40626 COUNTY SERVICE AREA #18 ZONE 5						
2173 DESIG-GENERAL	$ 7,178	$ 333	$ 333	$	$	$ 6,845
TOTAL COUNTY SERVICE AREA #18 ZONE 5	**$ 7,178**	**$ 333**	**$ 333**	**$**	**$**	**$ 6,845**
40627 COUNTY SERVICE AREA #18 ZONE 6						
2156 DESIG-INFRASTRUCTURE REPLACMNT	$	$	$	$ 37,419	$ 37,419	$ 37,419
2173 DESIG-GENERAL	38,006	38,006	38,006			
TOTAL COUNTY SERVICE AREA #18 ZONE 6	**$ 38,006**	**$ 38,006**	**$**	**$ 37,419**	**$ 37,419**	**$ 37,419**
40628 COUNTY SERVICE AREA #18 ZONE 7						
2173 DESIG-GENERAL	$ 63,158	$ 8,140	$ 8,140	$	$	$ 55,018
TOTAL COUNTY SERVICE AREA #18 ZONE 7	**$ 63,158**	**$ 8,140**	**$ 8,140**	**$**	**$**	**$ 55,018**
40630 COUNTY SERVICE AREA #20						
2156 DESIG-INFRASTRUCTURE REPLACMNT	$	$	$	$ 40,000	$ 40,000	$ 40,000
2173 DESIG-GENERAL	97,505	40,171	40,171			57,334
TOTAL COUNTY SERVICE AREA #20	**$ 97,505**	**$ 40,171**	**$**	**$ 40,000**	**$ 40,000**	**$ 97,334**
40635 COUNTY SERVICE AREA #21						
2173 DESIG-GENERAL	$ 3,470	$	$	$ 569	$ 569	$ 4,039

State Controller Schedules
County Budget Act
January 2010 Edition, revision #1

COUNTY OF KERN
Special Districts and other Agencies
Obligated Fund Balances
Fiscal Year 2013-14

Schedule 14

District Name	Obligated Fund Balances June 30, 2013	Decreases or Cancellations		Increases or New		Total Obligated Fund Balances for the Budget Year
		CAO Recommended	Adopted by the Board of Supervisors	CAO Recommended	Adopted by the Board of Supervisors	
1	2	3	4	5	6	7
TOTAL COUNTY SERVICE AREA #21	**$ 3,470**	**$**	**$**	**$ 569**	**$ 569**	**$ 4,039**
40640 COUNTY SERVICE AREA #22						
2156 DESIG-INFRASTRUCTURE REPLACMNT	$	$	$	$ 40,000	$ 40,000	$ 40,000
2173 DESIG-GENERAL	65,449	39,945	39,945			25,504
TOTAL COUNTY SERVICE AREA #22	**$ 65,449**	**$ 39,945**	**$**	**$ 40,000**	**$ 40,000**	**$ 65,504**
40645 COUNTY SERVICE AREA #23						
2156 DESIG-INFRASTRUCTURE REPLACMNT	$ 50,000	$	$	$ 3,633	$ 3,633	$ 53,633
2173 DESIG-GENERAL	15,440	1,276	1,276			14,164
TOTAL COUNTY SERVICE AREA #23	**$ 65,440**	**$ 1,276**	**$**	**$ 3,633**	**$ 3,633**	**$ 67,797**
40648 CO SERV AREA #23 ZONE 1						
2173 DESIG-GENERAL	$ 6,158	$ 1,405	$ 1,405	$	$	$ 4,753
TOTAL CO SERV AREA #23 ZONE 1	**$ 6,158**	**$ 1,405**	**$ 1,405**	**$**	**$**	**$ 4,753**
40650 COUNTY SERVICE AREA #24						
2173 DESIG-GENERAL	$ 3,569	$	$	$ 436	$ 436	$ 4,005
TOTAL COUNTY SERVICE AREA #24	**$ 3,569**	**$**	**$**	**$ 436**	**$ 436**	**$ 4,005**
40655 COUNTY SERVICE AREA #25						
2173 DESIG-GENERAL	$	$	$	$ 4,579	$ 4,579	$ 4,579
TOTAL COUNTY SERVICE AREA #25	**$**	**$**	**$**	**$ 4,579**	**$ 4,579**	**$ 4,579**
40660 COUNTY SERVICE AREA #26						
2173 DESIG-GENERAL	$ 31,543	$ 2,206	$ 2,206	$	$	$ 29,337
TOTAL COUNTY SERVICE AREA #26	**$ 31,543**	**$ 2,206**	**$ 2,206**	**$**	**$**	**$ 29,337**
40665 COUNTY SERVICE AREA #27						
2173 DESIG-GENERAL	$ 78,535	$	$	$ 3,927	$ 3,927	$ 82,462
TOTAL COUNTY SERVICE AREA #27	**$ 78,535**	**$**	**$**	**$ 3,927**	**$ 3,927**	**$ 82,462**
40666 COUNTY SERVICE AREA 27 ZONE 2						
2156 DESIG-INFRASTRUCTURE REPLACMNT	$	$	$	$ 47,000	$ 47,000	$ 47,000

State Controller Schedules
County Budget Act
January 2010 Edition, revision #1

COUNTY OF KERN
Special Districts and other Agencies
Obligated Fund Balances
Fiscal Year 2013-14

Schedule 14

District Name	Obligated Fund Balances June 30, 2013	Decreases or Cancellations		Increases or New		Total Obligated Fund Balances for the Budget Year
		CAO Recommended	Adopted by the Board of Supervisors	CAO Recommended	Adopted by the Board of Supervisors	
1	2	3	4	5	6	7
2173 DESIG-GENERAL	41,511	41,214	41,214			297
TOTAL COUNTY SERVICE AREA 27 ZONE 2	**$ 41,511**	**$ 41,214**	**$**	**$ 47,000**	**$ 47,000**	**$ 47,297**
40675 COUNTY SERVICE AREA #29						
2173 DESIG-GENERAL	$ 1,617	$	$	$ 26	$ 26	$ 1,643
TOTAL COUNTY SERVICE AREA #29	**$ 1,617**	**$**	**$**	**$ 26**	**$ 26**	**$ 1,643**
40676 COUNTY SERVICE AREA #30 ZONE 6						
2156 DESIG-INFRASTRUCTURE REPLACMNT	$	$	$	$ 85,000	$ 85,000	$ 85,000
2173 DESIG-GENERAL	74,211	73,943	73,943			268
TOTAL COUNTY SERVICE AREA #30 ZONE 6	**$ 74,211**	**$ 73,943**	**$**	**$ 85,000**	**$ 85,000**	**$ 85,268**
40680 COUNTY SERVICE AREA #30						
2173 DESIG-GENERAL	$ 71,391	$	$	$ 3,404	$ 3,404	$ 74,795
TOTAL COUNTY SERVICE AREA #30	**$ 71,391**	**$**	**$**	**$ 3,404**	**$ 3,404**	**$ 74,795**
40682 COUNTY SERVICE AREA #30 ZONE 2						
2156 DESIG-INFRASTRUCTURE REPLACMNT	$	$	$	$ 7,000	$ 7,000	$ 7,000
2173 DESIG-GENERAL	7,338	5,739	5,739			1,599
TOTAL COUNTY SERVICE AREA #30 ZONE 2	**$ 7,338**	**$ 5,739**	**$**	**$ 7,000**	**$ 7,000**	**$ 8,599**
40685 COUNTY SERVICE AREA #31						
2173 DESIG-GENERAL	$ 6,933	$ 1,421	$ 1,421	$	$	$ 5,512
TOTAL COUNTY SERVICE AREA #31	**$ 6,933**	**$ 1,421**	**$ 1,421**	**$**	**$**	**$ 5,512**
40690 COUNTY SERVICE AREA #32						
2173 DESIG-GENERAL	$ 684	$	$	$ 340	$ 340	$ 1,024
TOTAL COUNTY SERVICE AREA #32	**$ 684**	**$**	**$**	**$ 340**	**$ 340**	**$ 1,024**
40700 COUNTY SERVICE AREA #34						
2173 DESIG-GENERAL	$ 47,561	$	$	$ 776	$ 776	$ 48,337
TOTAL COUNTY SERVICE AREA #34	**$ 47,561**	**$**	**$**	**$ 776**	**$ 776**	**$ 48,337**
40710 COUNTY SERVICE AREA #36						

State Controller Schedules
County Budget Act
January 2010 Edition, revision #1

COUNTY OF KERN
Special Districts and other Agencies
Obligated Fund Balances
Fiscal Year 2013-14

Schedule 14

District Name	Obligated Fund Balances June 30, 2013	Decreases or Cancellations		Increases or New		Total Obligated Fund Balances for the Budget Year
		CAO Recommended	Adopted by the Board of Supervisors	CAO Recommended	Adopted by the Board of Supervisors	
1	2	3	4	5	6	7
2156 DESIG-INFRASTRUCTURE REPLACMNT	$	$	$	$ 5,000	$ 5,000	$ 5,000
2173 DESIG-GENERAL	100,258	1,521	1,521			98,737
TOTAL COUNTY SERVICE AREA #36	**$ 100,258**	**$ 1,521**	**$**	**$ 5,000**	**$ 5,000**	**$ 103,737**
40711 COUNTY SERVICE AREA #36 ZONE 1						
2173 DESIG-GENERAL	$ 2,406	$	$	$ 2,671	$ 2,671	$ 5,077
TOTAL COUNTY SERVICE AREA #36 ZONE 1	**$ 2,406**	**$**	**$**	**$ 2,671**	**$ 2,671**	**$ 5,077**
40712 COUNTY SERVICE AREA #36 ZONE 2						
2173 DESIG-GENERAL	$ 1,214	$	$	$ 1,350	$ 1,350	$ 2,564
TOTAL COUNTY SERVICE AREA #36 ZONE 2	**$ 1,214**	**$**	**$**	**$ 1,350**	**$ 1,350**	**$ 2,564**
40713 COUNTY SERVICE AREA #36 ZONE 3						
2173 DESIG-GENERAL	$ 3,551	$	$	$ 3,944	$ 3,944	$ 7,495
TOTAL COUNTY SERVICE AREA #36 ZONE 3	**$ 3,551**	**$**	**$**	**$ 3,944**	**$ 3,944**	**$ 7,495**
40715 COUNTY SERVICE AREA #37						
2173 DESIG-GENERAL	$ 41,502	$	$	$ 6,214	$ 6,214	$ 47,716
TOTAL COUNTY SERVICE AREA #37	**$ 41,502**	**$**	**$**	**$ 6,214**	**$ 6,214**	**$ 47,716**
40720 COUNTY SERVICE AREA #38						
2173 DESIG-GENERAL	$ 5,182	$	$	$ 287	$ 287	$ 5,469
TOTAL COUNTY SERVICE AREA #38	**$ 5,182**	**$**	**$**	**$ 287**	**$ 287**	**$ 5,469**
40722 COUNTY SERVICE AREA #39 ZONE 4						
2156 DESIG-INFRASTRUCTURE REPLACMNT	$	$	$	$ 23,000	$ 23,000	$ 23,000
2173 DESIG-GENERAL	15,799	15,323	15,323			476
TOTAL COUNTY SERVICE AREA #39 ZONE 4	**$ 15,799**	**$ 15,323**	**$**	**$ 23,000**	**$ 23,000**	**$ 23,476**
40723 COUNTY SERVICE AREA #39 ZONE 5						
2156 DESIG-INFRASTRUCTURE REPLACMNT	$	$	$	$ 1,400	$ 1,400	$ 1,400
2173 DESIG-GENERAL	688	639	639			49
TOTAL COUNTY SERVICE AREA #39 ZONE 5	**$ 688**	**$ 639**	**$**	**$ 1,400**	**$ 1,400**	**$ 1,449**

State Controller Schedules
County Budget Act
January 2010 Edition, revision #1

COUNTY OF KERN
Special Districts and other Agencies
Obligated Fund Balances
Fiscal Year 2013-14

Schedule 14

District Name	Obligated Fund Balances June 30, 2013	Decreases or Cancellations: CAO Recommended	Decreases or Cancellations: Adopted by the Board of Supervisors	Increases or New: CAO Recommended	Increases or New: Adopted by the Board of Supervisors	Total Obligated Fund Balances for the Budget Year
1	2	3	4	5	6	7
40724 COUNTY SERVICE AREA #40.1 EMS						
2156 DESIG-INFRASTRUCTURE REPLACMNT	$	$	$	$ 20,000	$ 20,000	$ 20,000
2173 DESIG-GENERAL	254,823	194,051	194,051			60,772
TOTAL COUNTY SERVICE AREA #40.1 EMS	**$ 254,823**	**$ 194,051**	**$**	**$ 20,000**	**$ 20,000**	**$ 80,772**
40725 COUNTY SERVICE AREA #39						
2156 DESIG-INFRASTRUCTURE REPLACMNT	$	$	$	$ 7,500	$ 7,500	$ 7,500
2173 DESIG-GENERAL	8			89	89	97
TOTAL COUNTY SERVICE AREA #39	**$ 8**	**$**	**$**	**$ 7,589**	**$ 7,589**	**$ 7,597**
40726 CO SERVICE AREA #39 ZONE 1						
2156 DESIG-INFRASTRUCTURE REPLACMNT	$	$	$	$ 40,000	$ 40,000	$ 40,000
2173 DESIG-GENERAL	16,680	8,246	8,246			8,434
TOTAL CO SERVICE AREA #39 ZONE 1	**$ 16,680**	**$ 8,246**	**$**	**$ 40,000**	**$ 40,000**	**$ 48,434**
40727 CO SERVICE AREA #39.2 Z OF B2						
2156 DESIG-INFRASTRUCTURE REPLACMNT	$	$	$	$ 22,000	$ 22,000	$ 22,000
2173 DESIG-GENERAL	20,636	18,982	18,982			1,654
TOTAL CO SERVICE AREA #39.2 Z OF B2	**$ 20,636**	**$ 18,982**	**$**	**$ 22,000**	**$ 22,000**	**$ 23,654**
40730 COUNTY SERVICE AREA #40						
2156 DESIG-INFRASTRUCTURE REPLACMNT	$ 66,457	$	$	$ 270,000	$ 270,000	$ 336,457
2168 DESIG-SEWAGE DISP SYSTEM	30,000					30,000
2173 DESIG-GENERAL	62,502	59,937	59,937			2,565
TOTAL COUNTY SERVICE AREA #40	**$ 158,959**	**$ 59,937**	**$**	**$ 270,000**	**$ 270,000**	**$ 369,022**
40733 COUNTY SERVICE AREA #39 ZONE 8						
2173 DESIG-GENERAL	$ 77,214	$	$	$ 69,484	$ 69,484	$ 146,698
TOTAL COUNTY SERVICE AREA #39 ZONE 8	**$ 77,214**	**$**	**$**	**$ 69,484**	**$ 69,484**	**$ 146,698**
40737 COUNTY SERVICE AREA #38 ZN 2						
2156 DESIG-INFRASTRUCTURE REPLACMNT	$	$	$	$ 16,500	$ 16,500	$ 16,500

State Controller Schedules
County Budget Act
January 2010 Edition, revision #1

COUNTY OF KERN
Special Districts and other Agencies
Obligated Fund Balances
Fiscal Year 2013-14

Schedule 14

District Name	Obligated Fund Balances June 30, 2013	Decreases or Cancellations: CAO Recommended	Decreases or Cancellations: Adopted by the Board of Supervisors	Increases or New: CAO Recommended	Increases or New: Adopted by the Board of Supervisors	Total Obligated Fund Balances for the Budget Year
1	2	3	4	5	6	7
2173 DESIG-GENERAL	15,531	14,744	14,744			787
TOTAL COUNTY SERVICE AREA #38 ZN 2	**$ 15,531**	**$ 14,744**	**$**	**$ 16,500**	**$ 16,500**	**$ 17,287**
40740 COUNTY SERVICE AREA #42						
2156 DESIG-INFRASTRUCTURE REPLACMNT	$	$	$	$ 17,500	$ 17,500	$ 17,500
2173 DESIG-GENERAL	13,910	13,856	13,856			54
TOTAL COUNTY SERVICE AREA #42	**$ 13,910**	**$ 13,856**	**$**	**$ 17,500**	**$ 17,500**	**$ 17,554**
40745 COUNTY SERVICE AREA #43						
2156 DESIG-INFRASTRUCTURE REPLACMNT	$	$	$	$ 5,000	$ 5,000	$ 5,000
2173 DESIG-GENERAL	62,298	9,084	9,084			53,214
TOTAL COUNTY SERVICE AREA #43	**$ 62,298**	**$ 9,084**	**$**	**$ 5,000**	**$ 5,000**	**$ 58,214**
40750 COUNTY SERVICE AREA #44						
2173 DESIG-GENERAL	$ 61,346	$ 14,137	$ 14,137	$	$	$ 47,209
TOTAL COUNTY SERVICE AREA #44	**$ 61,346**	**$ 14,137**	**$ 14,137**	**$**	**$**	**$ 47,209**
40755 COUNTY SERVICE AREA #45						
2173 DESIG-GENERAL	$ 4,261	$ 635	$ 635	$	$	$ 3,626
TOTAL COUNTY SERVICE AREA #45	**$ 4,261**	**$ 635**	**$ 635**	**$**	**$**	**$ 3,626**
40765 COUNTY SERVICE AREA #47						
2173 DESIG-GENERAL	$ 20,680	$ 5,407	$ 5,407	$	$	$ 15,273
TOTAL COUNTY SERVICE AREA #47	**$ 20,680**	**$ 5,407**	**$ 5,407**	**$**	**$**	**$ 15,273**
40785 COUNTY SERVICE AREA #51						
2156 DESIG-INFRASTRUCTURE REPLACMNT	$	$	$	$ 11,000	$ 11,000	$ 11,000
2173 DESIG-GENERAL	10,342	9,980	9,980			362
TOTAL COUNTY SERVICE AREA #51	**$ 10,342**	**$ 9,980**	**$**	**$ 11,000**	**$ 11,000**	**$ 11,362**
40790 COUNTY SERVICE AREA #52						
2173 DESIG-GENERAL	$ 42,166	$	$	$ 2,246	$ 2,246	$ 44,412
TOTAL COUNTY SERVICE AREA #52	**$ 42,166**	**$**	**$**	**$ 2,246**	**$ 2,246**	**$ 44,412**

State Controller Schedules
County Budget Act
January 2010 Edition, revision #1

COUNTY OF KERN
Special Districts and other Agencies
Obligated Fund Balances
Fiscal Year 2013-14

Schedule 14

District Name	Obligated Fund Balances June 30, 2013	Decreases or Cancellations		Increases or New		Total Obligated Fund Balances for the Budget Year
		CAO Recommended	Adopted by the Board of Supervisors	CAO Recommended	Adopted by the Board of Supervisors	
1	2	3	4	5	6	7
40795 COUNTY SERVICE AREA #53						
2173 DESIG-GENERAL	$	$	$	$ 1,545	$ 1,545	$ 1,545
TOTAL COUNTY SERVICE AREA #53	**$**	**$**	**$**	**$ 1,545**	**$ 1,545**	**$ 1,545**
40796 COUNTY SERVICE AREA #53 ZONE 1						
2173 DESIG-GENERAL	$ 12,754	$ 38	$ 38	$	$	$ 12,716
TOTAL COUNTY SERVICE AREA #53 ZONE 1	**$ 12,754**	**$ 38**	**$ 38**	**$**	**$**	**$ 12,716**
40800 COUNTY SERVICE AREA #54						
2173 DESIG-GENERAL	$ 14,138	$	$	$ 2,580	$ 2,580	$ 16,718
TOTAL COUNTY SERVICE AREA #54	**$ 14,138**	**$**	**$**	**$ 2,580**	**$ 2,580**	**$ 16,718**
40805 COUNTY SERVICE AREA #55						
2173 DESIG-GENERAL	$ 5,093	$	$	$ 142	$ 142	$ 5,235
TOTAL COUNTY SERVICE AREA #55	**$ 5,093**	**$**	**$**	**$ 142**	**$ 142**	**$ 5,235**
40810 COUNTY SERVICE AREA #56						
2173 DESIG-GENERAL	$ 10,623	$	$	$ 97	$ 97	$ 10,720
TOTAL COUNTY SERVICE AREA #56	**$ 10,623**	**$**	**$**	**$ 97**	**$ 97**	**$ 10,720**
40820 COUNTY SERVICE AREA #58						
2173 DESIG-GENERAL	$ 23,023	$	$	$ 2,662	$ 2,662	$ 25,685
TOTAL COUNTY SERVICE AREA #58	**$ 23,023**	**$**	**$**	**$ 2,662**	**$ 2,662**	**$ 25,685**
40830 COUNTY SERVICE AREA #60						
2156 DESIG-INFRASTRUCTURE REPLACMNT	$	$	$	$ 100,000	$ 100,000	$ 100,000
2173 DESIG-GENERAL	359,553	149,663	149,663			209,890
TOTAL COUNTY SERVICE AREA #60	**$ 359,553**	**$ 149,663**	**$**	**$ 100,000**	**$ 100,000**	**$ 309,890**
40831 COUNTY SERVICE AREA #60 ZONE 1						
2173 DESIG-GENERAL	$ 35,621	$ 3,353	$ 3,353	$	$	$ 32,268
TOTAL COUNTY SERVICE AREA #60 ZONE 1	**$ 35,621**	**$ 3,353**	**$ 3,353**	**$**	**$**	**$ 32,268**
40832 COUNTY SERVICE AREA #60 ZONE 2						

State Controller Schedules
County Budget Act
January 2010 Edition, revision #1

COUNTY OF KERN
Special Districts and other Agencies
Obligated Fund Balances
Fiscal Year 2013-14

Schedule 14

District Name	Obligated Fund Balances June 30, 2013	Decreases or Cancellations		Increases or New		Total Obligated Fund Balances for the Budget Year
		CAO Recommended	Adopted by the Board of Supervisors	CAO Recommended	Adopted by the Board of Supervisors	
1	2	3	4	5	6	7
2156 DESIG-INFRASTRUCTURE REPLACMNT	$	$	$	$ 375,000	$ 375,000	$ 375,000
2173 DESIG-GENERAL	363,596	358,807	358,807			4,789
TOTAL COUNTY SERVICE AREA #60 ZONE 2	**$ 363,596**	**$ 358,807**	**$**	**$ 375,000**	**$ 375,000**	**$ 379,789**
40836 COUNTY SERVICE AREA #61 ZONE 1						
2156 DESIG-INFRASTRUCTURE REPLACMNT	$	$	$	$ 5,000	$ 5,000	$ 5,000
2173 DESIG-GENERAL	41,397	11,007	11,007			30,390
TOTAL COUNTY SERVICE AREA #61 ZONE 1	**$ 41,397**	**$ 11,007**	**$**	**$ 5,000**	**$ 5,000**	**$ 35,390**
40837 COUNTY SERVICE AREA #61 ZONE 2						
2173 DESIG-GENERAL	$ 2,838	$ 68	$ 68	$	$	$ 2,770
TOTAL COUNTY SERVICE AREA #61 ZONE 2	**$ 2,838**	**$ 68**	**$ 68**	**$**	**$**	**$ 2,770**
40838 COUNTY SERVICE AREA #61 ZONE 3						
2173 DESIG-GENERAL	$ 16,764	$ 3,212	$ 3,212	$	$	$ 13,552
TOTAL COUNTY SERVICE AREA #61 ZONE 3	**$ 16,764**	**$ 3,212**	**$ 3,212**	**$**	**$**	**$ 13,552**
40839 COUNTY SERVICE AREA #61 ZONE 4						
2173 DESIG-GENERAL	$ 3,335	$	$	$ 590	$ 590	$ 3,925
TOTAL COUNTY SERVICE AREA #61 ZONE 4	**$ 3,335**	**$**	**$**	**$ 590**	**$ 590**	**$ 3,925**
40840 COUNTY SERVICE AREA #62						
2173 DESIG-GENERAL	$ 8,818	$	$	$ 1,082	$ 1,082	$ 9,900
TOTAL COUNTY SERVICE AREA #62	**$ 8,818**	**$**	**$**	**$ 1,082**	**$ 1,082**	**$ 9,900**
40845 COUNTY SERVICE AREA #63						
2173 DESIG-GENERAL	$ 40,865	$	$	$ 799	$ 799	$ 41,664
TOTAL COUNTY SERVICE AREA #63	**$ 40,865**	**$**	**$**	**$ 799**	**$ 799**	**$ 41,664**
40846 COUNTY SERVICE AREA #63 ZONE 1						
2156 DESIG-INFRASTRUCTURE REPLACMNT	$	$	$	$ 50,000	$ 50,000	$ 50,000
2173 DESIG-GENERAL	249,481	158,535	158,535			90,946
TOTAL COUNTY SERVICE AREA #63 ZONE 1	**$ 249,481**	**$ 158,535**	**$**	**$ 50,000**	**$ 50,000**	**$ 140,946**

State Controller Schedules
County Budget Act
January 2010 Edition, revision #1

COUNTY OF KERN
Special Districts and other Agencies
Obligated Fund Balances
Fiscal Year 2013-14

Schedule 14

District Name	Obligated Fund Balances June 30, 2013	Decreases or Cancellations		Increases or New		Total Obligated Fund Balances for the Budget Year
		CAO Recommended	Adopted by the Board of Supervisors	CAO Recommended	Adopted by the Board of Supervisors	
1	2	3	4	5	6	7
40847 COUNTY SERVICE AREA #63 ZONE 2						
2156 DESIG-INFRASTRUCTURE REPLACMNT	$	$	$	$ 36,000	$ 36,000	$ 36,000
2173 DESIG-GENERAL	23,981	23,717	23,717			264
TOTAL COUNTY SERVICE AREA #63 ZONE 2	**$ 23,981**	**$ 23,717**	**$**	**$ 36,000**	**$ 36,000**	**$ 36,264**
40848 COUNTY SERVICE AREA #63 ZONE 3						
2156 DESIG-INFRASTRUCTURE REPLACMNT	$	$	$	$ 20,000	$ 20,000	$ 20,000
2173 DESIG-GENERAL	72,741	35,377	35,377			37,364
TOTAL COUNTY SERVICE AREA #63 ZONE 3	**$ 72,741**	**$ 35,377**	**$**	**$ 20,000**	**$ 20,000**	**$ 57,364**
40849 COUNTY SERVICE AREA #63 ZONE 4						
2173 DESIG-GENERAL	$ 230,369	$ 34,296	$ 34,296	$	$	$ 196,073
TOTAL COUNTY SERVICE AREA #63 ZONE 4	**$ 230,369**	**$ 34,296**	**$ 34,296**	**$**	**$**	**$ 196,073**
40851 COUNTY SERVICE AREA #63 ZONE 5						
2173 DESIG-GENERAL	$ 65,201	$ 65,198	$ 65,198	$	$	$ 03
TOTAL COUNTY SERVICE AREA #63 ZONE 5	**$ 65,201**	**$ 65,198**	**$ 65,198**	**$**	**$**	**$ 03**
40852 COUNTY SERVICE AREA #63 ZONE 6						
2173 DESIG-GENERAL	$ 68,922	$ 31,769	$ 31,769	$	$	$ 37,153
TOTAL COUNTY SERVICE AREA #63 ZONE 6	**$ 68,922**	**$ 31,769**	**$ 31,769**	**$**	**$**	**$ 37,153**
40855 COUNTY SERVICE AREA #65						
2156 DESIG-INFRASTRUCTURE REPLACMNT	$	$	$	$ 78,697	$ 78,697	$ 78,697
2163 DESIG-WTLNS/HYD RPLC	90,000					90,000
2173 DESIG-GENERAL	42,817	42,817	42,817			
TOTAL COUNTY SERVICE AREA #65	**$ 132,817**	**$ 42,817**	**$**	**$ 78,697**	**$ 78,697**	**$ 168,697**
40856 COUNTY SERVICE AREA #65.1						
2173 DESIG-GENERAL	$ 15,189	$ 1,813	$ 1,813	$	$	$ 13,376
TOTAL COUNTY SERVICE AREA #65.1	**$ 15,189**	**$ 1,813**	**$ 1,813**	**$**	**$**	**$ 13,376**
40860 COUNTY SERVICE AREA #66						

State Controller Schedules
County Budget Act
January 2010 Edition, revision #1

COUNTY OF KERN
Special Districts and other Agencies
Obligated Fund Balances
Fiscal Year 2013-14

Schedule 14

District Name	Obligated Fund Balances June 30, 2013	Decreases or Cancellations		Increases or New		Total Obligated Fund Balances for the Budget Year
		CAO Recommended	Adopted by the Board of Supervisors	CAO Recommended	Adopted by the Board of Supervisors	
1	2	3	4	5	6	7
2173 DESIG-GENERAL	$ 7,663	$	$	$ 2,685	$ 2,685	$ 10,348
TOTAL COUNTY SERVICE AREA #66	**$ 7,663**	**$**	**$**	**$ 2,685**	**$ 2,685**	**$ 10,348**
40862 COUNTY SERVICE AREA #66 ZONE 2						
2173 DESIG-GENERAL	$ 3,916	$ 2	$ 2	$	$	$ 3,914
TOTAL COUNTY SERVICE AREA #66 ZONE 2	**$ 3,916**	**$ 2**	**$ 2**	**$**	**$**	**$ 3,914**
40863 COUNTY SERVICE AREA #66 ZONE 3						
2156 DESIG-INFRASTRUCTURE REPLACMNT	$	$	$	$ 14,000	$ 14,000	$ 14,000
2173 DESIG-GENERAL	11,241	10,637	10,637			604
TOTAL COUNTY SERVICE AREA #66 ZONE 3	**$ 11,241**	**$ 10,637**	**$**	**$ 14,000**	**$ 14,000**	**$ 14,604**
40864 COUNTY SERVICE AREA #66 ZONE 4						
2156 DESIG-INFRASTRUCTURE REPLACMNT	$	$	$	$ 14,500	$ 14,500	$ 14,500
2173 DESIG-GENERAL	7,242	6,754	6,754			488
TOTAL COUNTY SERVICE AREA #66 ZONE 4	**$ 7,242**	**$ 6,754**	**$**	**$ 14,500**	**$ 14,500**	**$ 14,988**
40865 COUNTY SERVICE AREA #67						
2173 DESIG-GENERAL	$ 6,271	$ 1,522	$ 1,522	$	$	$ 4,749
TOTAL COUNTY SERVICE AREA #67	**$ 6,271**	**$ 1,522**	**$ 1,522**	**$**	**$**	**$ 4,749**
40866 COUNTY SERVICE AREA #67 ZN 1						
2173 DESIG-GENERAL	$	$	$	$ 6,295	$ 6,295	$ 6,295
TOTAL COUNTY SERVICE AREA #67 ZN 1	**$**	**$**	**$**	**$ 6,295**	**$ 6,295**	**$ 6,295**
40875 COUNTY SERVICE AREA #69						
2156 DESIG-INFRASTRUCTURE REPLACMNT	$	$	$	$ 22,500	$ 22,500	$ 22,500
2173 DESIG-GENERAL	15,280	15,137	15,137			143
TOTAL COUNTY SERVICE AREA #69	**$ 15,280**	**$ 15,137**	**$**	**$ 22,500**	**$ 22,500**	**$ 22,643**
40885 COUNTY SERVICE AREA #71						
2173 DESIG-GENERAL	$ 283,322	$ 65,374	$ 65,374	$	$	$ 217,948
TOTAL COUNTY SERVICE AREA #71	**$ 283,322**	**$ 65,374**	**$ 65,374**	**$**	**$**	**$ 217,948**

State Controller Schedules
County Budget Act
January 2010 Edition, revision #1

COUNTY OF KERN
Special Districts and other Agencies
Obligated Fund Balances
Fiscal Year 2013-14

Schedule 14

District Name	Obligated Fund Balances June 30, 2013	Decreases or Cancellations		Increases or New		Total Obligated Fund Balances for the Budget Year
		CAO Recommended	Adopted by the Board of Supervisors	CAO Recommended	Adopted by the Board of Supervisors	
1	2	3	4	5	6	7
40886 COUNTY SERVICE AREA #71 ZONE 1						
2173 DESIG-GENERAL	$ 41,029	$	$	$ 3,707	$ 3,707	$ 44,736
TOTAL COUNTY SERVICE AREA #71 ZONE 1	**$ 41,029**	**$**	**$**	**$ 3,707**	**$ 3,707**	**$ 44,736**
40887 COUNTY SERVICE AREA #71 ZONE 2						
2173 DESIG-GENERAL	$ 64,722	$	$	$ 3,416	$ 3,416	$ 68,138
TOTAL COUNTY SERVICE AREA #71 ZONE 2	**$ 64,722**	**$**	**$**	**$ 3,416**	**$ 3,416**	**$ 68,138**
40888 COUNTY SERVICE AREA #71 ZONE 3						
2173 DESIG-GENERAL	$ 402,031	$	$	$ 131	$ 131	$ 402,162
TOTAL COUNTY SERVICE AREA #71 ZONE 3	**$ 402,031**	**$**	**$**	**$ 131**	**$ 131**	**$ 402,162**
40890 COUNTY SERVICE AREA #72						
2173 DESIG-GENERAL	$ 2,237	$ 63	$ 63	$	$	$ 2,174
TOTAL COUNTY SERVICE AREA #72	**$ 2,237**	**$ 63**	**$ 63**	**$**	**$**	**$ 2,174**
40893 COUNTY SERVICE AREA #71 ZONE 5						
2173 DESIG-GENERAL	$ 155,469	$ 3,547	$ 3,547	$	$	$ 151,922
TOTAL COUNTY SERVICE AREA #71 ZONE 5	**$ 155,469**	**$ 3,547**	**$ 3,547**	**$**	**$**	**$ 151,922**
40894 COUNTY SERVICE AREA #71 ZONE 6						
2156 DESIG-INFRASTRUCTURE REPLACMNT	$	$	$	$ 2,000	$ 2,000	$ 2,000
2173 DESIG-GENERAL	3,509	2,469	2,469			1,040
TOTAL COUNTY SERVICE AREA #71 ZONE 6	**$ 3,509**	**$ 2,469**	**$**	**$ 2,000**	**$ 2,000**	**$ 3,040**
40895 COUNTY SERVICE AREA #71 ZONE 7						
2156 DESIG-INFRASTRUCTURE REPLACMNT	$	$	$	$ 376,429	$ 376,429	$ 376,429
2173 DESIG-GENERAL	667,711	667,711	667,711			
TOTAL COUNTY SERVICE AREA #71 ZONE 7	**$ 667,711**	**$ 667,711**	**$**	**$ 376,429**	**$ 376,429**	**$ 376,429**
40896 COUNTY SERVICE AREA #71 ZONE 8						
2173 DESIG-GENERAL	$ 566,991	$ 83,662	$ 83,662	$	$	$ 483,329
TOTAL COUNTY SERVICE AREA #71 ZONE 8	**$ 566,991**	**$ 83,662**	**$ 83,662**	**$**	**$**	**$ 483,329**

State Controller Schedules
County Budget Act
January 2010 Edition, revision #1

COUNTY OF KERN
Special Districts and other Agencies
Obligated Fund Balances
Fiscal Year 2013-14

Schedule 14

District Name	Obligated Fund Balances June 30, 2013	Decreases or Cancellations		Increases or New		Total Obligated Fund Balances for the Budget Year
		CAO Recommended	Adopted by the Board of Supervisors	CAO Recommended	Adopted by the Board of Supervisors	
1	2	3	4	5	6	7
40901 COUNTY SERVICE AREA #71 ZONE 9						
2156 DESIG-INFRASTRUCTURE REPLACMNT	$	$	$	$ 25,000	$ 25,000	$ 25,000
2173 DESIG-GENERAL	52,757	33,376	33,376			19,381
TOTAL COUNTY SERVICE AREA #71 ZONE 9	**$ 52,757**	**$ 33,376**	**$**	**$ 25,000**	**$ 25,000**	**$ 44,381**
40904 COUNTY SERVICE AREA #81						
2173 DESIG-GENERAL	$ 23,947	$ 1,459	$ 1,459	$	$	$ 22,488
TOTAL COUNTY SERVICE AREA #81	**$ 23,947**	**$ 1,459**	**$ 1,459**	**$**	**$**	**$ 22,488**
40906 COUNTY SERVICE AREA #85						
2156 DESIG-INFRASTRUCTURE REPLACMNT	$	$	$	$ 40,000	$ 40,000	$ 40,000
2173 DESIG-GENERAL	82,069	55,418	55,418			26,651
TOTAL COUNTY SERVICE AREA #85	**$ 82,069**	**$ 55,418**	**$**	**$ 40,000**	**$ 40,000**	**$ 66,651**
40908 COUNTY SERVICE AREA 71 ZONE 10						
2156 DESIG-INFRASTRUCTURE REPLACMNT	$	$	$	$ 150,000	$ 150,000	$ 150,000
2173 DESIG-GENERAL	212,481	157,156	157,156			55,325
TOTAL COUNTY SERVICE AREA 71 ZONE 10	**$ 212,481**	**$ 157,156**	**$**	**$ 150,000**	**$ 150,000**	**$ 205,325**
40910 COUNTY SERVICE AREA #87.2						
2173 DESIG-GENERAL	$ 2,528	$	$	$ 890	$ 890	$ 3,418
TOTAL COUNTY SERVICE AREA #87.2	**$ 2,528**	**$**	**$**	**$ 890**	**$ 890**	**$ 3,418**
40911 COUNTY SERVICE AREA #87						
2156 DESIG-INFRASTRUCTURE REPLACMNT	$	$	$	$ 10,901	$ 10,901	$ 10,901
2173 DESIG-GENERAL	8,738	8,738	8,738			
TOTAL COUNTY SERVICE AREA #87	**$ 8,738**	**$ 8,738**	**$**	**$ 10,901**	**$ 10,901**	**$ 10,901**
40913 COUNTY SERVICE AREA #89						
2156 DESIG-INFRASTRUCTURE REPLACMNT	$	$	$	$ 4,000	$ 4,000	$ 4,000
2173 DESIG-GENERAL	29			1,240	1,240	1,269
TOTAL COUNTY SERVICE AREA #89	**$ 29**	**$**	**$**	**$ 5,240**	**$ 5,240**	**$ 5,269**

State Controller Schedules
County Budget Act
January 2010 Edition, revision #1

COUNTY OF KERN
Special Districts and other Agencies
Obligated Fund Balances
Fiscal Year 2013-14

Schedule 14

District Name	Obligated Fund Balances June 30, 2013	Decreases or Cancellations: CAO Recommended	Decreases or Cancellations: Adopted by the Board of Supervisors	Increases or New: CAO Recommended	Increases or New: Adopted by the Board of Supervisors	Total Obligated Fund Balances for the Budget Year
1	2	3	4	5	6	7
40914 COUNTY SERVICE AREA #91						
2156 DESIG-INFRASTRUCTURE REPLACMNT	$	$	$	$ 4,000	$ 4,000	$ 4,000
2173 DESIG-GENERAL	5,600	4,181	4,181			1,419
TOTAL COUNTY SERVICE AREA #91	**$ 5,600**	**$ 4,181**	**$**	**$ 4,000**	**$ 4,000**	**$ 5,419**
40915 COUNTY SERVICE AREA #92						
2173 DESIG-GENERAL	$ 6,083	$	$	$ 976	$ 976	$ 7,059
TOTAL COUNTY SERVICE AREA #92	**$ 6,083**	**$**	**$**	**$ 976**	**$ 976**	**$ 7,059**
40916 COUNTY SERVICE AREA #92 ZONE 1						
2173 DESIG-GENERAL	$ 24,463	$ 3,225	$ 3,225	$	$	$ 21,238
TOTAL COUNTY SERVICE AREA #92 ZONE 1	**$ 24,463**	**$ 3,225**	**$ 3,225**	**$**	**$**	**$ 21,238**
40917 COUNTY SERVICE AREA #92 ZONE 2						
2156 DESIG-INFRASTRUCTURE REPLACMNT	$	$	$	$ 11,500	$ 11,500	$ 11,500
2173 DESIG-GENERAL	6,789	6,787	6,787			02
TOTAL COUNTY SERVICE AREA #92 ZONE 2	**$ 6,789**	**$ 6,787**	**$**	**$ 11,500**	**$ 11,500**	**$ 11,502**
40918 CSA #95 - CONSTRUCTION						
2173 DESIG-GENERAL	$ 34,472	$	$	$ 20,519	$ 20,519	$ 54,991
TOTAL CSA #95 - CONSTRUCTION	**$ 34,472**	**$**	**$**	**$ 20,519**	**$ 20,519**	**$ 54,991**
40920 CSA #94						
2156 DESIG-INFRASTRUCTURE REPLACMNT	$	$	$	$ 2,900	$ 2,900	$ 2,900
2173 DESIG-GENERAL	1,802	1,788	1,788			14
TOTAL CSA #94	**$ 1,802**	**$ 1,788**	**$**	**$ 2,900**	**$ 2,900**	**$ 2,914**
40921 CSA #94 ZONE 1						
2156 DESIG-INFRASTRUCTURE REPLACMNT	$	$	$	$ 9,000	$ 9,000	$ 9,000
2173 DESIG-GENERAL	6,184	5,908	5,908			276
TOTAL CSA #94 ZONE 1	**$ 6,184**	**$ 5,908**	**$**	**$ 9,000**	**$ 9,000**	**$ 9,276**
40922 COUNTY SERVICE AREA #97 ZONE 1						

State Controller Schedules
County Budget Act
January 2010 Edition, revision #1

COUNTY OF KERN
Special Districts and other Agencies
Obligated Fund Balances
Fiscal Year 2013-14

Schedule 14

District Name	Obligated Fund Balances June 30, 2013	Decreases or Cancellations		Increases or New		Total Obligated Fund Balances for the Budget Year
		CAO Recommended	Adopted by the Board of Supervisors	CAO Recommended	Adopted by the Board of Supervisors	
1	2	3	4	5	6	7
2156 DESIG-INFRASTRUCTURE REPLACMNT	$	$	$	$ 5,000	$ 5,000	$ 5,000
2173 DESIG-GENERAL	2,891	2,791	2,791			100
TOTAL COUNTY SERVICE AREA #97 ZONE 1	**$ 2,891**	**$ 2,791**	**$**	**$ 5,000**	**$ 5,000**	**$ 5,100**
40923 COUNTY SERVICE AREA #97 ZONE 2						
2156 DESIG-INFRASTRUCTURE REPLACMNT	$	$	$	$ 26,500	$ 26,500	$ 26,500
2173 DESIG-GENERAL	16,327	15,879	15,879			448
TOTAL COUNTY SERVICE AREA #97 ZONE 2	**$ 16,327**	**$ 15,879**	**$**	**$ 26,500**	**$ 26,500**	**$ 26,948**
40925 COUNTY SERVICE AREA #97						
2156 DESIG-INFRASTRUCTURE REPLACMNT	$	$	$	$ 14,500	$ 14,500	$ 14,500
2173 DESIG-GENERAL	12,258	12,177	12,177			81
TOTAL COUNTY SERVICE AREA #97	**$ 12,258**	**$ 12,177**	**$**	**$ 14,500**	**$ 14,500**	**$ 14,581**
TOTAL COUNTY SERVICE AREAS	**$ 7,016,681**	**$ 2,960,748**	**$ 2,960,748**	**$ 2,573,684**	**$ 2,573,684**	**$ 6,629,617**
SANITATION DISTRICTS						
40313 FORD CITY-TAFT HTS SANIT M&O						
2198 DESIG-CAPITAL PROJECTS	$ 1,030,115	$ 229,725	$ 229,725	$	$	$ 800,390
TOTAL FORD CITY-TAFT HTS SANIT M&O	**$ 1,030,115**	**$ 229,725**	**$ 229,725**	**$**	**$**	**$ 800,390**
40332 KERN SANITATION AUTHORITY						
2198 DESIG-CAPITAL PROJECTS	$ 4,190,543	$	$	$ 268,578	$ 268,578	$ 4,459,121
TOTAL KERN SANITATION AUTHORITY	**$ 4,190,543**	**$**	**$**	**$ 268,578**	**$ 268,578**	**$ 4,459,121**
TOTAL SANITATION DISTRICTS	**$ 5,220,658**	**$ 229,725**	**$ 229,725**	**$ 268,578**	**$ 268,578**	**$ 5,259,511**
PUBLIC ASSISTANCE AUTHORITY						
40491 IHSS PUBLIC AUTHORITY						
2173 DESIG-GENERAL	$ 221	$	$	$ 308,092	$ 308,092	$ 308,313
TOTAL IHSS PUBLIC AUTHORITY	**$ 221**	**$**	**$**	**$ 308,092**	**$ 308,092**	**$ 308,313**

State Controller Schedules
County Budget Act
January 2010 Edition, revision #1

COUNTY OF KERN
Special Districts and other Agencies
Obligated Fund Balances
Fiscal Year 2013-14

Schedule 14

District Name	Obligated Fund Balances June 30, 2013	Decreases or Cancellations		Increases or New		Total Obligated Fund Balances for the Budget Year
		CAO Recommended	Adopted by the Board of Supervisors	CAO Recommended	Adopted by the Board of Supervisors	
1	2	3	4	5	6	7
TOTAL PUBLIC ASSISTANCE AUTHORITY	**$ 221**	**$**	**$**	**$ 308,092**	**$ 308,092**	**$ 308,313**
TOTAL SPECIAL DISTRICTS AND OTHER AGENCIES	**$ 12,237,560**	**$ 3,190,473**	**$ 3,190,473**	**$ 3,150,354**	**$ 3,150,354**	**$ 12,197,441**
Arithmetic Results						COL 2-4+6
Total Transferred To	SCH 13, COL'S 4&5		SCH 12, COL 3 SCH1, COL 3		SCH 12, COL 7 SCH1, COL 7	

State Controller Schedules
County Budget Act
January 2010 Edition, revision #1

COUNTY OF KERN
Special Districts and Other Agencies
Financing Sources and Uses by Budget Unit by Object
Fiscal Year 2013-14

Schedule 15

COUNTY SERVICE AREA #3
SPECIAL DISTRICT

Fund 40515
Budget Unit 9103

Detail by Revenue Category and Expenditure Object	Actual 2011-12	Actual 2012-13	CAO Recommended 2013-14	Adopted by the Board of Supervisors 2013-14
1	2	3	4	5
TAXES	$ 1,844	$ 1,916	$ 1,781	$ 1,781
FINES AND FORFEITURES	02	03		
USE OF MONEY/PROPERTY	28	19	120	120
CHARGES FOR SERVICES	(15)	(15)		
OTHER FINANCING SOURCES	50	46	44	44
TOTAL REVENUE	**$ 1,909**	**$ 1,969**	**$ 1,945**	**$ 1,945**
SERVICES & SUPPLIES	$ 1,606	$ 1,331	$ 1,660	$ 1,660
OTHER CHARGES	470	418	540	540
TOTAL EXPENDITURES/APPROPRIATIONS	**$ 2,076**	**$ 1,749**	**$ 2,200**	**$ 2,200**
NET COST	**$ (167)**	**$ 220**	**$ (255)**	**$ (255)**

State Controller Schedules
County Budget Act
January 2010 Edition, revision #1

COUNTY OF KERN
Special Districts and Other Agencies
Financing Sources and Uses by Budget Unit by Object
Fiscal Year 2013-14

Schedule 15

COUNTY SERVICE AREA #4
SPECIAL DISTRICT

Fund 40520
Budget Unit 9104

Detail by Revenue Category and Expenditure Object	Actual 2011-12	Actual 2012-13	CAO Recommended 2013-14	Adopted by the Board of Supervisors 2013-14
1	2	3	4	5
TAXES	$ 6,257	$ 6,116	$ 5,814	$ 5,814
FINES AND FORFEITURES	150	20		
USE OF MONEY/PROPERTY	69	48	282	282
CHARGES FOR SERVICES	(41)	(41)		
OTHER FINANCING SOURCES	152	146	150	150
TOTAL REVENUE	**$ 6,587**	**$ 6,289**	**$ 6,246**	**$ 6,246**
APPROPRIATION FR CONTINGENCIES	$	$	$ 400	$ 400
SERVICES & SUPPLIES	5,241	4,272	5,791	5,791
OTHER CHARGES	1,475	1,095	1,309	1,309
TOTAL EXPENDITURES/APPROPRIATIONS	**$ 6,716**	**$ 5,367**	**$ 7,500**	**$ 7,500**
NET COST	**$ (129)**	**$ 922**	**$ (1,254)**	**$ (1,254)**

State Controller Schedules
County Budget Act
January 2010 Edition, revision #1

COUNTY OF KERN
Special Districts and Other Agencies
Financing Sources and Uses by Budget Unit by Object
Fiscal Year 2013-14

Schedule 15

COUNTY SERVICE AREA #5
SPECIAL DISTRICT

Fund 40525
Budget Unit 9105

Detail by Revenue Category and Expenditure Object	Actual 2011-12	Actual 2012-13	CAO Recommended 2013-14	Adopted by the Board of Supervisors 2013-14
1	2	3	4	5
TAXES	$ 153	$ 1,610	$ 2,442	$ 2,442
FINES AND FORFEITURES	25	63		
USE OF MONEY/PROPERTY	139	74	408	408
CHARGES FOR SERVICES		(51)		
OTHER FINANCING SOURCES	112	109	104	104
TOTAL REVENUE	**$ 429**	**$ 1,805**	**$ 2,954**	**$ 2,954**
APPROPRIATION FR CONTINGENCIES	$	$	$ 300	$ 300
SERVICES & SUPPLIES	3,256	2,815	3,450	3,450
OTHER CHARGES	1,194	1,055	1,450	1,450
TOTAL EXPENDITURES/APPROPRIATIONS	**$ 4,450**	**$ 3,870**	**$ 5,200**	**$ 5,200**
NET COST	**$ (4,021)**	**$ (2,065)**	**$ (2,246)**	**$ (2,246)**

State Controller Schedules
County Budget Act
January 2010 Edition, revision #1

COUNTY OF KERN
Special Districts and Other Agencies
Financing Sources and Uses by Budget Unit by Object
Fiscal Year 2013-14

Schedule 15

COUNTY SERVICE AREA #6
SPECIAL DISTRICT

Fund 40530
Budget Unit 9106

Detail by Revenue Category and Expenditure Object	Actual 2011-12	Actual 2012-13	CAO Recommended 2013-14	Adopted by the Board of Supervisors 2013-14
1	2	3	4	5
TAXES	$ 12,741	$ 15,272	$ 12,953	$ 12,953
FINES AND FORFEITURES	88	153		
USE OF MONEY/PROPERTY	183	122	786	786
CHARGES FOR SERVICES	(101)	(101)		
OTHER FINANCING SOURCES	340	330	320	320
TOTAL REVENUE	**$ 13,251**	**$ 15,776**	**$ 14,059**	**$ 14,059**
APPROPRIATION FR CONTINGENCIES	$	$	$ 847	$ 847
SERVICES & SUPPLIES	11,605	9,494	12,053	12,053
OTHER CHARGES	2,935	2,639	3,100	3,100
TOTAL EXPENDITURES/APPROPRIATIONS	**$ 14,540**	**$ 12,133**	**$ 16,000**	**$ 16,000**
NET COST	**$ (1,289)**	**$ 3,643**	**$ (1,941)**	**$ (1,941)**

State Controller Schedules
County Budget Act
January 2010 Edition, revision #1

COUNTY OF KERN
Special Districts and Other Agencies
Financing Sources and Uses by Budget Unit by Object
Fiscal Year 2013-14

Schedule 15

COUNTY SERVICE AREA #7
SPECIAL DISTRICT

Fund 40535
Budget Unit 9107

Detail by Revenue Category and Expenditure Object	Actual 2011-12	Actual 2012-13	CAO Recommended 2013-14	Adopted by the Board of Supervisors 2013-14
1	2	3	4	5
TAXES	$ 350	$ 537	$ 475	$ 475
FINES AND FORFEITURES		60		
USE OF MONEY/PROPERTY	11	07	38	38
CHARGES FOR SERVICES	(05)	(05)		
OTHER FINANCING SOURCES	14	14	14	14
TOTAL REVENUE	**$ 370**	**$ 613**	**$ 527**	**$ 527**
SERVICES & SUPPLIES	$ 392	$ 320	$ 491	$ 491
OTHER CHARGES	192	188	209	209
TOTAL EXPENDITURES/APPROPRIATIONS	**$ 584**	**$ 508**	**$ 700**	**$ 700**
NET COST	**$ (214)**	**$ 105**	**$ (173)**	**$ (173)**

State Controller Schedules
County Budget Act
January 2010 Edition, revision #1

COUNTY OF KERN
Special Districts and Other Agencies
Financing Sources and Uses by Budget Unit by Object
Fiscal Year 2013-14

Schedule 15

COUNTY SERVICE AREA #8
SPECIAL DISTRICT

Fund 40540
Budget Unit 9108

Detail by Revenue Category and Expenditure Object	Actual 2011-12	Actual 2012-13	CAO Recommended 2013-14	Adopted by the Board of Supervisors 2013-14
1	2	3	4	5
TAXES	$ 15,907	$ 16,355	$ 15,732	$ 15,732
FINES AND FORFEITURES	173	206		
USE OF MONEY/PROPERTY	128	90	555	555
CHARGES FOR SERVICES	(53)	(53)		
OTHER FINANCING SOURCES	370	354	346	346
TOTAL REVENUE	**$ 16,525**	**$ 16,952**	**$ 16,633**	**$ 16,633**
APPROPRIATION FR CONTINGENCIES	$	$	$ 755	$ 755
SERVICES & SUPPLIES	12,187	9,962	12,955	12,955
OTHER CHARGES	3,514	2,595	3,590	3,590
TOTAL EXPENDITURES/APPROPRIATIONS	**$ 15,701**	**$ 12,557**	**$ 17,300**	**$ 17,300**
NET COST	**$ 824**	**$ 4,395**	**$ (667)**	**$ (667)**

State Controller Schedules
County Budget Act
January 2010 Edition, revision #1

COUNTY OF KERN
Special Districts and Other Agencies
Financing Sources and Uses by Budget Unit by Object
Fiscal Year 2013-14

Schedule 15

COUNTY SERVICE AREA #9
SPECIAL DISTRICT

Fund 40545
Budget Unit 9109

Detail by Revenue Category and Expenditure Object	Actual 2011-12	Actual 2012-13	CAO Recommended 2013-14	Adopted by the Board of Supervisors 2013-14
1	2	3	4	5
TAXES	$ 22,409	$ 24,058	$ 21,785	$ 21,785
FINES AND FORFEITURES	74	793		
USE OF MONEY/PROPERTY	353	241	1,323	1,323
CHARGES FOR SERVICES	(88)	(88)		
OTHER FINANCING SOURCES	660	650	620	620
TOTAL REVENUE	**$ 23,408**	**$ 25,654**	**$ 23,728**	**$ 23,728**
APPROPRIATION FR CONTINGENCIES	$	$	$ 1,418	$ 1,418
SERVICES & SUPPLIES	19,722	16,182	24,083	24,083
OTHER CHARGES	5,075	4,209	5,499	5,499
TOTAL EXPENDITURES/APPROPRIATIONS	**$ 24,797**	**$ 20,391**	**$ 31,000**	**$ 31,000**
NET COST	**$ (1,389)**	**$ 5,263**	**$ (7,272)**	**$ (7,272)**

State Controller Schedules
County Budget Act
January 2010 Edition, revision #1

COUNTY OF KERN
Special Districts and Other Agencies
Financing Sources and Uses by Budget Unit by Object
Fiscal Year 2013-14

Schedule 15

COUNTY SERVICE AREA #10
SPECIAL DISTRICT

Fund 40550
Budget Unit 9110

Detail by Revenue Category and Expenditure Object	Actual 2011-12	Actual 2012-13	CAO Recommended 2013-14	Adopted by the Board of Supervisors 2013-14
1	2	3	4	5
TAXES	$ 18,230	$ 19,415	$ 17,214	$ 17,214
FINES AND FORFEITURES	28	18		
USE OF MONEY/PROPERTY	292	195	1,210	1,210
CHARGES FOR SERVICES	(121)	(121)		
OTHER FINANCING SOURCES	480	478	488	488
TOTAL REVENUE	**$ 18,909**	**$ 19,985**	**$ 18,912**	**$ 18,912**
APPROPRIATION FR CONTINGENCIES	$	$	$ 1,000	$ 1,000
SERVICES & SUPPLIES	16,246	13,874	18,550	18,550
OTHER CHARGES	4,231	3,650	4,850	4,850
TOTAL EXPENDITURES/APPROPRIATIONS	**$ 20,477**	**$ 17,524**	**$ 24,400**	**$ 24,400**
NET COST	**$ (1,568)**	**$ 2,461**	**$ (5,488)**	**$ (5,488)**

State Controller Schedules
County Budget Act
January 2010 Edition, revision #1

COUNTY OF KERN
Special Districts and Other Agencies
Financing Sources and Uses by Budget Unit by Object
Fiscal Year 2013-14

Schedule 15

COUNTY SERVICE AREA #11
SPECIAL DISTRICT

Fund 40555
Budget Unit 9111

Detail by Revenue Category and Expenditure Object	Actual 2011-12	Actual 2012-13	CAO Recommended 2013-14	Adopted by the Board of Supervisors 2013-14
1	2	3	4	5
TAXES	$ 24,112	$ 24,817	$ 15,912	$ 15,912
FINES AND FORFEITURES	409	820		
USE OF MONEY/PROPERTY	681	453	2,824	2,824
CHARGES FOR SERVICES	(304)	(303)		
OTHER FINANCING SOURCES	720	716	671	671
TOTAL REVENUE	**$ 25,618**	**$ 26,503**	**$ 19,407**	**$ 19,407**
APPROPRIATION FR CONTINGENCIES	$	$	$ 1,700	$ 1,700
SERVICES & SUPPLIES	22,816	22,771	24,651	24,651
OTHER CHARGES	6,555	5,394	7,199	7,199
TOTAL EXPENDITURES/APPROPRIATIONS	**$ 29,371**	**$ 28,165**	**$ 33,550**	**$ 33,550**
NET COST	**$ (3,753)**	**$ (1,662)**	**$ (14,143)**	**$ (14,143)**

State Controller Schedules
County Budget Act
January 2010 Edition, revision #1

COUNTY OF KERN
Special Districts and Other Agencies
Financing Sources and Uses by Budget Unit by Object
Fiscal Year 2013-14

Schedule 15

COUNTY SERVICE AREA #12.2
SPECIAL DISTRICT

Fund 40561
Budget Unit 9113

Detail by Revenue Category and Expenditure Object	Actual 2011-12	Actual 2012-13	CAO Recommended 2013-14	Adopted by the Board of Supervisors 2013-14
1	2	3	4	5
USE OF MONEY/PROPERTY	$ 17	$ 11	$	$
TOTAL REVENUE	**$ 17**	**$ 11**	**$**	**$**
SERVICES & SUPPLIES	$	$	$ 148	$ 148
OTHER CHARGES	127	674	652	652
TOTAL EXPENDITURES/APPROPRIATIONS	**$ 127**	**$ 674**	**$ 800**	**$ 800**
NET COST	**$ (110)**	**$ (663)**	**$ (800)**	**$ (800)**

State Controller Schedules
County Budget Act
January 2010 Edition, revision #1

COUNTY OF KERN
Special Districts and Other Agencies
Financing Sources and Uses by Budget Unit by Object
Fiscal Year 2013-14

Schedule 15

COUNTY SERVICE AREA #12.6
SPECIAL DISTRICT

Fund 40565
Budget Unit 9117

Detail by Revenue Category and Expenditure Object	Actual 2011-12	Actual 2012-13	CAO Recommended 2013-14	Adopted by the Board of Supervisors 2013-14
1	2	3	4	5
USE OF MONEY/PROPERTY	$ 68	$ 47	$	$
TOTAL REVENUE	**$ 68**	**$ 47**	**$**	**$**
SERVICES & SUPPLIES	$	$	$ 149	$ 149
OTHER CHARGES	201	471	651	651
TOTAL EXPENDITURES/APPROPRIATIONS	**$ 201**	**$ 471**	**$ 800**	**$ 800**
NET COST	**$ (133)**	**$ (424)**	**$ (800)**	**$ (800)**

State Controller Schedules
County Budget Act
January 2010 Edition, revision #1

COUNTY OF KERN
Special Districts and Other Agencies
Financing Sources and Uses by Budget Unit by Object
Fiscal Year 2013-14

Schedule 15

COUNTY SERVICE AREA #12.9
SPECIAL DISTRICT

Fund 40568
Budget Unit 9120

Detail by Revenue Category and Expenditure Object	Actual 2011-12	Actual 2012-13	CAO Recommended 2013-14	Adopted by the Board of Supervisors 2013-14
1	2	3	4	5
TOTAL REVENUE	**$**	**$**	**$**	**$**
SERVICES & SUPPLIES	$	$	$ 123	$ 123
OTHER CHARGES	113	380	477	477
TOTAL EXPENDITURES/APPROPRIATIONS	**$ 113**	**$ 380**	**$ 600**	**$ 600**
NET COST	**$ (113)**	**$ (380)**	**$ (600)**	**$ (600)**

State Controller Schedules
County Budget Act
January 2010 Edition, revision #1

COUNTY OF KERN
Special Districts and Other Agencies
Financing Sources and Uses by Budget Unit by Object
Fiscal Year 2013-14

Schedule 15

COUNTY SERVICE AREA #12.1 ZN 1
SPECIAL DISTRICT

Fund 40572
Budget Unit 9128

Detail by Revenue Category and Expenditure Object	Actual 2011-12	Actual 2012-13	CAO Recommended 2013-14	Adopted by the Board of Supervisors 2013-14
1	2	3	4	5
USE OF MONEY/PROPERTY	$ 28	$ 15	$	$
TOTAL REVENUE	**$ 28**	**$ 15**	**$**	**$**
SERVICES & SUPPLIES	$	$	$ 10	$ 10
OTHER CHARGES	28	776	890	890
TOTAL EXPENDITURES/APPROPRIATIONS	**$ 28**	**$ 776**	**$ 900**	**$ 900**
NET COST	**$**	**$ (761)**	**$ (900)**	**$ (900)**

State Controller Schedules
County Budget Act
January 2010 Edition, revision #1

COUNTY OF KERN
Special Districts and Other Agencies
Financing Sources and Uses by Budget Unit by Object
Fiscal Year 2013-14

Schedule 15

COUNTY SERVICE AREA #11 ZONE 4
SPECIAL DISTRICT

Fund 40556
Budget Unit 9129

Detail by Revenue Category and Expenditure Object	Actual 2011-12	Actual 2012-13	CAO Recommended 2013-14	Adopted by the Board of Supervisors 2013-14
1	2	3	4	5
TAXES	$ 133,385	$ 163,906	$ 158,004	$ 158,004
FINES AND FORFEITURES	1,590	1,887		
USE OF MONEY/PROPERTY	730	347	1,244	1,244
CHARGES FOR SERVICES	(137)	(137)		
TOTAL REVENUE	**$ 135,568**	**$ 166,003**	**$ 159,248**	**$ 159,248**
APPROPRIATION FR CONTINGENCIES	$	$	$ 9,080	$ 9,080
SERVICES & SUPPLIES	152,270	152,866	159,780	159,780
OTHER CHARGES	16,761	13,523	17,500	17,500
TOTAL EXPENDITURES/APPROPRIATIONS	**$ 169,031**	**$ 166,389**	**$ 186,360**	**$ 186,360**
NET COST	**$ (33,463)**	**$ (386)**	**$ (27,112)**	**$ (27,112)**

State Controller Schedules
County Budget Act
January 2010 Edition, revision #1

COUNTY OF KERN
Special Districts and Other Agencies
Financing Sources and Uses by Budget Unit by Object
Fiscal Year 2013-14

Schedule 15

COUNTY SERVICE AREA #11 ZONE 5
SPECIAL DISTRICT

Fund 40557
Budget Unit 9130

Detail by Revenue Category and Expenditure Object	Actual 2011-12	Actual 2012-13	CAO Recommended 2013-14	Adopted by the Board of Supervisors 2013-14
1	2	3	4	5
TAXES	$ 4,818	$ 3,905	$ 4,387	$ 4,387
FINES AND FORFEITURES	51			
USE OF MONEY/PROPERTY	102	95	576	576
CHARGES FOR SERVICES	(17)	(17)		
TOTAL REVENUE	**$ 4,954**	**$ 3,983**	**$ 4,963**	**$ 4,963**
APPROPRIATION FR CONTINGENCIES	$	$	$ 677	$ 677
SERVICES & SUPPLIES		04	4,805	4,805
OTHER CHARGES	41	56	1,518	1,518
TOTAL EXPENDITURES/APPROPRIATIONS	**$ 41**	**$ 60**	**$ 7,000**	**$ 7,000**
NET COST	**$ 4,913**	**$ 3,923**	**$ (2,037)**	**$ (2,037)**

State Controller Schedules
County Budget Act
January 2010 Edition, revision #1

COUNTY OF KERN
Special Districts and Other Agencies
Financing Sources and Uses by Budget Unit by Object
Fiscal Year 2013-14

Schedule 15

COUNTY SERVICE AREA #13
SPECIAL DISTRICT

Fund 40595
Budget Unit 9150

Detail by Revenue Category and Expenditure Object	Actual 2011-12	Actual 2012-13	CAO Recommended 2013-14	Adopted by the Board of Supervisors 2013-14
1	2	3	4	5
TAXES	$ 1,045	$ 1,642	$ 1,686	$ 1,686
FINES AND FORFEITURES	04	31		
USE OF MONEY/PROPERTY	19	03	06	06
CHARGES FOR SERVICES	(28)	(29)		
OTHER FINANCING SOURCES	36	35	1,744	1,744
TOTAL REVENUE	**$ 1,076**	**$ 1,682**	**$ 3,436**	**3,436**
SERVICES & SUPPLIES	$ 1,237	$ 1,191	$ 1,325	$ 1,325
OTHER CHARGES	1,091	1,546	875	875
TOTAL EXPENDITURES/APPROPRIATIONS	**$ 2,328**	**$ 2,737**	**$ 2,200**	**$ 2,200**
NET COST	**$ (1,252)**	**$ (1,055)**	**$ 1,236**	**$ 1,236**

State Controller Schedules
County Budget Act
January 2010 Edition, revision #1

COUNTY OF KERN
Special Districts and Other Agencies
Financing Sources and Uses by Budget Unit by Object
Fiscal Year 2013-14

Schedule 15

COUNTY SERVICE AREA #14
SPECIAL DISTRICT

Fund 40600
Budget Unit 9151

Detail by Revenue Category and Expenditure Object	Actual 2011-12	Actual 2012-13	CAO Recommended 2013-14	Adopted by the Board of Supervisors 2013-14
1	2	3	4	5
TAXES	$ 4,650	$ 4,745	$	$
FINES AND FORFEITURES	248	275		
USE OF MONEY/PROPERTY	387	292	1,492	1,492
CHARGES FOR SERVICES	(36)	(36)		
TOTAL REVENUE	**$ 5,249**	**$ 5,276**	**$ 1,492**	**$ 1,492**
SERVICES & SUPPLIES	$	$	$ 10	$ 10
OTHER CHARGES	157	149	390	390
TOTAL EXPENDITURES/APPROPRIATIONS	**$ 157**	**$ 149**	**$ 400**	**$ 400**
NET COST	**$ 5,092**	**$ 5,127**	**$ 1,092**	**$ 1,092**

State Controller Schedules
County Budget Act
January 2010 Edition, revision #1

COUNTY OF KERN
Special Districts and Other Agencies
Financing Sources and Uses by Budget Unit by Object
Fiscal Year 2013-14

Schedule 15

COUNTY SERVICE AREA #15
SPECIAL DISTRICT

Fund 40605
Budget Unit 9152

Detail by Revenue Category and Expenditure Object	Actual 2011-12	Actual 2012-13	CAO Recommended 2013-14	Adopted by the Board of Supervisors 2013-14
1	2	3	4	5
TAXES	$ 432	$ 25,692	$ 24,140	$ 24,140
FINES AND FORFEITURES	148	287		
USE OF MONEY/PROPERTY	694	396	1,987	1,987
CHARGES FOR SERVICES		(144)		
OTHER FINANCING SOURCES	520	520	494	494
TOTAL REVENUE	**$ 1,794**	**$ 26,751**	**$ 26,621**	**$ 26,621**
APPROPRIATION FR CONTINGENCIES	$	$	$ 1,253	$ 1,253
SERVICES & SUPPLIES	15,915	13,850	17,072	17,072
OTHER CHARGES	5,512	5,581	6,375	6,375
TOTAL EXPENDITURES/APPROPRIATIONS	**$ 21,427**	**$ 19,431**	**$ 24,700**	**$ 24,700**
NET COST	**$ (19,633)**	**$ 7,320**	**$ 1,921**	**$ 1,921**

State Controller Schedules
County Budget Act
January 2010 Edition, revision #1

COUNTY OF KERN
Special Districts and Other Agencies
Financing Sources and Uses by Budget Unit by Object
Fiscal Year 2013-14

Schedule 15

COUNTY SERVICE AREA #16
SPECIAL DISTRICT

Fund 40610
Budget Unit 9153

Detail by Revenue Category and Expenditure Object	Actual 2011-12	Actual 2012-13	CAO Recommended 2013-14	Adopted by the Board of Supervisors 2013-14
1	2	3	4	5
TAXES	$ 19,590	$ 19,188	$ 19,106	$ 19,106
FINES AND FORFEITURES	315	454		
USE OF MONEY/PROPERTY	59	06	953	953
CHARGES FOR SERVICES	(253)	(252)		
OTHER FINANCING SOURCES	540	420	21,410	21,410
TOTAL REVENUE	**$ 20,251**	**$ 19,816**	**$ 41,469**	**$ 41,469**
APPROPRIATION FR CONTINGENCIES	$	$	$ 937	$ 937
SERVICES & SUPPLIES	11,356	13,740	14,161	14,161
OTHER CHARGES	4,499	3,913	5,402	5,402
TOTAL EXPENDITURES/APPROPRIATIONS	**$ 15,855**	**$ 17,653**	**$ 20,500**	**$ 20,500**
NET COST	**$ 4,396**	**$ 2,163**	**$ 20,969**	**$ 20,969**

State Controller Schedules
County Budget Act
January 2010 Edition, revision #1

COUNTY OF KERN
Special Districts and Other Agencies
Financing Sources and Uses by Budget Unit by Object
Fiscal Year 2013-14

Schedule 15

COUNTY SERVICE AREA #17
SPECIAL DISTRICT

Fund 40615
Budget Unit 9154

Detail by Revenue Category and Expenditure Object	Actual 2011-12	Actual 2012-13	CAO Recommended 2013-14	Adopted by the Board of Supervisors 2013-14
1	2	3	4	5
TAXES	$ 59,041	$ 59,355	$ 45,569	$ 45,569
FINES AND FORFEITURES	1,044	3,466		
USE OF MONEY/PROPERTY	546	414	2,466	2,466
CHARGES FOR SERVICES	(341)	(339)		
OTHER FINANCING SOURCES	1,310	1,260	1,260	1,260
TOTAL REVENUE	**$ 61,600**	**$ 64,156**	**$ 49,295**	**$ 49,295**
APPROPRIATION FR CONTINGENCIES	$	$	$ 2,993	$ 2,993
SERVICES & SUPPLIES	44,620	41,779	48,181	48,181
OTHER CHARGES	10,480	10,723	11,826	11,826
TOTAL EXPENDITURES/APPROPRIATIONS	**$ 55,100**	**$ 52,502**	**$ 63,000**	**$ 63,000**
NET COST	**$ 6,500**	**$ 11,654**	**$ (13,705)**	**$ (13,705)**

State Controller Schedules
County Budget Act
January 2010 Edition, revision #1

COUNTY OF KERN
Special Districts and Other Agencies
Financing Sources and Uses by Budget Unit by Object
Fiscal Year 2013-14

Schedule 15

COUNTY SERVICE AREA #18
SPECIAL DISTRICT

Fund 40620
Budget Unit 9155

Detail by Revenue Category and Expenditure Object	Actual 2011-12	Actual 2012-13	CAO Recommended 2013-14	Adopted by the Board of Supervisors 2013-14
1	2	3	4	5
TAXES	$ 54,799	$ 53,834	$ 42,960	$ 42,960
FINES AND FORFEITURES	1,843	1,465		
USE OF MONEY/PROPERTY	616	403	2,376	2,376
CHARGES FOR SERVICES	(441)	(447)		
OTHER FINANCING SOURCES	1,320	1,296	1,305	1,305
TOTAL REVENUE	**$ 58,137**	**$ 56,551**	**$ 46,641**	**$ 46,641**
APPROPRIATION FR CONTINGENCIES	$	$	$ 3,000	$ 3,000
SERVICES & SUPPLIES	48,156	41,002	48,840	48,840
OTHER CHARGES	13,395	11,766	13,400	13,400
TOTAL EXPENDITURES/APPROPRIATIONS	**$ 61,551**	**$ 52,768**	**$ 65,240**	**$ 65,240**
NET COST	**$ (3,414)**	**$ 3,783**	**$ (18,599)**	**$ (18,599)**

State Controller Schedules
County Budget Act
January 2010 Edition, revision #1

COUNTY OF KERN
Special Districts and Other Agencies
Financing Sources and Uses by Budget Unit by Object
Fiscal Year 2013-14

Schedule 15

COUNTY SERVICE AREA #17 ZONE 1
SPECIAL DISTRICT

Fund 40616
Budget Unit 9156

Detail by Revenue Category and Expenditure Object	Actual 2011-12	Actual 2012-13	CAO Recommended 2013-14	Adopted by the Board of Supervisors 2013-14
1	2	3	4	5
TAXES	$ 21,982	$ 27,093	$ 10,180	$ 10,180
FINES AND FORFEITURES	460	2,345		
USE OF MONEY/PROPERTY	1,090	878	4,675	4,675
CHARGES FOR SERVICES	(180)	(179)		
TOTAL REVENUE	**$ 23,352**	**$ 30,137**	**$ 14,855**	**$ 14,855**
APPROPRIATION FR CONTINGENCIES	$	$	$ 7,450	$ 7,450
SERVICES & SUPPLIES		315	100,001	100,001
OTHER CHARGES	1,141	1,723	12,549	12,549
TOTAL EXPENDITURES/APPROPRIATIONS	**1,141**	**2,038**	**120,000**	**120,000**
NET COST	**$ 22,211**	**$ 28,099**	**$ (105,145)**	**$ (105,145)**

State Controller Schedules
County Budget Act
January 2010 Edition, revision #1

COUNTY OF KERN
Special Districts and Other Agencies
Financing Sources and Uses by Budget Unit by Object
Fiscal Year 2013-14

Schedule 15

COUNTY SERVICE AREA #20
SPECIAL DISTRICT

Fund 40630
Budget Unit 9157

Detail by Revenue Category and Expenditure Object	Actual 2011-12	Actual 2012-13	CAO Recommended 2013-14	Adopted by the Board of Supervisors 2013-14
1	2	3	4	5
TAXES	$ 36,781	$ 36,891	$ 28,747	$ 28,747
FINES AND FORFEITURES	559	741		
USE OF MONEY/PROPERTY	914	614	3,900	3,900
CHARGES FOR SERVICES	(303)	(303)		
OTHER FINANCING SOURCES	1,020	1,000	960	960
TOTAL REVENUE	**$ 38,971**	**$ 38,943**	**$ 33,607**	**$ 33,607**
APPROPRIATION FR CONTINGENCIES	$	$	$ 2,454	$ 2,454
SERVICES & SUPPLIES	33,325	27,394	35,646	35,646
OTHER CHARGES	8,652	7,850	9,900	9,900
TOTAL EXPENDITURES/APPROPRIATIONS	**$ 41,977**	**$ 35,244**	**$ 48,000**	**$ 48,000**
NET COST	**$ (3,006)**	**$ 3,699**	**$ (14,393)**	**$ (14,393)**

State Controller Schedules
County Budget Act
January 2010 Edition, revision #1

COUNTY OF KERN
Special Districts and Other Agencies
Financing Sources and Uses by Budget Unit by Object
Fiscal Year 2013-14

Schedule 15

COUNTY SERVICE AREA #21
SPECIAL DISTRICT

Fund 40635
Budget Unit 9158

Detail by Revenue Category and Expenditure Object	Actual 2011-12	Actual 2012-13	CAO Recommended 2013-14	Adopted by the Board of Supervisors 2013-14
1	2	3	4	5
TAXES	$ 3,446	$ 3,368	$ 3,380	$ 3,380
FINES AND FORFEITURES	42	05		
USE OF MONEY/PROPERTY	19	14	139	139
CHARGES FOR SERVICES	(24)	(24)		
OTHER FINANCING SOURCES	75	78	1,480	1,480
TOTAL REVENUE	**$ 3,558**	**$ 3,441**	**$ 4,999**	**$ 4,999**
APPROPRIATION FR CONTINGENCIES	$	$	$ 200	$ 200
SERVICES & SUPPLIES	2,449	1,987	2,636	2,636
OTHER CHARGES	751	632	1,164	1,164
TOTAL EXPENDITURES/APPROPRIATIONS	**$ 3,200**	**$ 2,619**	**$ 4,000**	**$ 4,000**
NET COST	**$ 358**	**$ 822**	**$ 999**	**$ 999**

State Controller Schedules
County Budget Act
January 2010 Edition, revision #1

COUNTY OF KERN
Special Districts and Other Agencies
Financing Sources and Uses by Budget Unit by Object
Fiscal Year 2013-14

Schedule 15

COUNTY SERVICE AREA #22
SPECIAL DISTRICT

Fund 40640
Budget Unit 9159

Detail by Revenue Category and Expenditure Object	Actual 2011-12	Actual 2012-13	CAO Recommended 2013-14	Adopted by the Board of Supervisors 2013-14
1	2	3	4	5
TAXES	$ 14,953	$ 22,445	$ 32,034	$ 32,034
FINES AND FORFEITURES	1,046	752		
USE OF MONEY/PROPERTY	833	464	2,618	2,618
CHARGES FOR SERVICES	(450)	(450)		
OTHER FINANCING SOURCES	880	860	890	890
TOTAL REVENUE	**$ 17,262**	**$ 24,071**	**$ 35,542**	**$ 35,542**
APPROPRIATION FR CONTINGENCIES	$	$	$ 2,000	$ 2,000
SERVICES & SUPPLIES	30,143	25,098	32,529	32,529
OTHER CHARGES	9,249	7,484	9,971	9,971
TOTAL EXPENDITURES/APPROPRIATIONS	**$ 39,392**	**$ 32,582**	**$ 44,500**	**$ 44,500**
NET COST	**$ (22,130)**	**$ (8,511)**	**$ (8,958)**	**$ (8,958)**

State Controller Schedules
County Budget Act
January 2010 Edition, revision #1

COUNTY OF KERN
Special Districts and Other Agencies
Financing Sources and Uses by Budget Unit by Object
Fiscal Year 2013-14

Schedule 15

COUNTY SERVICE AREA #23
SPECIAL DISTRICT

Fund 40645
Budget Unit 9160

Detail by Revenue Category and Expenditure Object	Actual 2011-12	Actual 2012-13	CAO Recommended 2013-14	Adopted by the Board of Supervisors 2013-14
1	2	3	4	5
TAXES	$ 21,949	$ 22,316	$ 20,663	$ 20,663
FINES AND FORFEITURES	351	532		
USE OF MONEY/PROPERTY	578	391	2,618	2,618
CHARGES FOR SERVICES	(15)	(15)		
TOTAL REVENUE	**$ 22,863**	**$ 23,224**	**$ 23,281**	**$ 23,281**
APPROPRIATION FR CONTINGENCIES	$	$	$ 1,900	$ 1,900
SERVICES & SUPPLIES	23,363	23,647	30,875	30,875
OTHER CHARGES	521	349	2,250	2,250
TOTAL EXPENDITURES/APPROPRIATIONS	**$ 23,884**	**$ 23,996**	**$ 35,025**	**$ 35,025**
NET COST	**$ (1,021)**	**$ (772)**	**$ (11,744)**	**$ (11,744)**

State Controller Schedules
County Budget Act
January 2010 Edition, revision #1

COUNTY OF KERN
Special Districts and Other Agencies
Financing Sources and Uses by Budget Unit by Object
Fiscal Year 2013-14

Schedule 15

COUNTY SERVICE AREA #15 ZONE 4
SPECIAL DISTRICT

Fund 40609
Budget Unit 9161

Detail by Revenue Category and Expenditure Object	Actual 2011-12	Actual 2012-13	CAO Recommended 2013-14	Adopted by the Board of Supervisors 2013-14
1	2	3	4	5
TAXES	$ 1,444	$ 2,352	$ 2,277	$ 2,277
FINES AND FORFEITURES	1.00	1.00		
USE OF MONEY/PROPERTY	29	13	86	86
CHARGES FOR SERVICES	(19)	(19)		
OTHER FINANCING SOURCES	44	48	48	48
TOTAL REVENUE	**$ 1,499**	**$ 2,395**	**$ 2,411**	**$ 2,411**
SERVICES & SUPPLIES	$ 1,406	$ 1,370	$ 1,720	$ 1,720
OTHER CHARGES	1,529	535	680	680
TOTAL EXPENDITURES/APPROPRIATIONS	**$ 2,935**	**$ 1,905**	**$ 2,400**	**$ 2,400**
NET COST	**(1,436)**	**490**	**11**	**11**

State Controller Schedules
County Budget Act
January 2010 Edition, revision #1

COUNTY OF KERN
Special Districts and Other Agencies
Financing Sources and Uses by Budget Unit by Object
Fiscal Year 2013-14

Schedule 15

COUNTY SERVICE AREA #17 ZONE 2
SPECIAL DISTRICT

Fund 40617
Budget Unit 9162

Detail by Revenue Category and Expenditure Object	Actual 2011-12	Actual 2012-13	CAO Recommended 2013-14	Adopted by the Board of Supervisors 2013-14
1	2	3	4	5
TAXES	$ 92,966	$ 119,420	$ 90,773	$ 90,773
FINES AND FORFEITURES	2,304	12,075		
USE OF MONEY/PROPERTY	1,408	970	5,968	5,968
CHARGES FOR SERVICES	(171)	(170)		
TOTAL REVENUE	**$ 96,507**	**$ 132,295**	**$ 96,741**	**$ 96,741**
APPROPRIATION FR CONTINGENCIES	$	$	$ 5,369	$ 5,369
SERVICES & SUPPLIES	80,017	81,807	78,120	78,120
OTHER CHARGES	23,294	24,858	26,900	26,900
TOTAL EXPENDITURES/APPROPRIATIONS	**103,311**	**106,665**	**110,389**	**110,389**
NET COST	**$ (6,804)**	**$ 25,630**	**$ (13,648)**	**$ (13,648)**

State Controller Schedules
County Budget Act
January 2010 Edition, revision #1

COUNTY OF KERN
Special Districts and Other Agencies
Financing Sources and Uses by Budget Unit by Object
Fiscal Year 2013-14

Schedule 15

COUNTY SERVICE AREA #15 ZONE 5
SPECIAL DISTRICT

Fund 40607
Budget Unit 9163

Detail by Revenue Category and Expenditure Object	Actual 2011-12	Actual 2012-13	CAO Recommended 2013-14	Adopted by the Board of Supervisors 2013-14
1	2	3	4	5
TAXES	$ 400	$ 400	$ 380	$ 380
USE OF MONEY/PROPERTY	31	23	108	108
TOTAL REVENUE	**$ 431**	**$ 423**	**$ 488**	**$ 488**
APPROPRIATION FR CONTINGENCIES	$	$	$ 250	$ 250
SERVICES & SUPPLIES		402	101	101
OTHER CHARGES	17	21	49	49
TOTAL EXPENDITURES/APPROPRIATIONS	**$ 17**	**$ 423**	**$ 400**	**$ 400**
NET COST	**$ 414**	**$**	**$ 88**	**$ 88**

State Controller Schedules
County Budget Act
January 2010 Edition, revision #1

COUNTY OF KERN
Special Districts and Other Agencies
Financing Sources and Uses by Budget Unit by Object
Fiscal Year 2013-14

Schedule 15

CO SERV AREA #23 ZONE 1
SPECIAL DISTRICT

Fund 40648
Budget Unit 9164

Detail by Revenue Category and Expenditure Object	Actual 2011-12	Actual 2012-13	CAO Recommended 2013-14	Adopted by the Board of Supervisors 2013-14
1	2	3	4	5
TAXES	$ 240	$ 129	$	$
FINES AND FORFEITURES	47	67		
USE OF MONEY/PROPERTY	78	46	246	246
OTHER FINANCING SOURCES	50	49	49	49
TOTAL REVENUE	**$ 415**	**$ 291**	**$ 295**	**$ 295**
APPROPRIATION FR CONTINGENCIES	$	$	$ 260	$ 260
SERVICES & SUPPLIES	1,564	1,327	1,720	1,720
OTHER CHARGES	379	306	480	480
TOTAL EXPENDITURES/APPROPRIATIONS	**$ 1,943**	**$ 1,633**	**$ 2,460**	**$ 2,460**
NET COST	**$ (1,528)**	**$ (1,342)**	**$ (2,165)**	**$ (2,165)**

State Controller Schedules
County Budget Act
January 2010 Edition, revision #1

COUNTY OF KERN
Special Districts and Other Agencies
Financing Sources and Uses by Budget Unit by Object
Fiscal Year 2013-14

Schedule 15

CSA #17 ZONE 3
SPECIAL DISTRICT

Fund 40618
Budget Unit 9165

Detail by Revenue Category and Expenditure Object	Actual 2011-12	Actual 2012-13	CAO Recommended 2013-14	Adopted by the Board of Supervisors 2013-14
1	2	3	4	5
TAXES	$ 1,166	$ 3,052	$	$
FINES AND	365	1,669		
USE OF	316	206	1,290	1,290
OTHER	140	120	164	164
TOTAL REVENUE	**$ 1,987**	**$ 5,047**	**$ 1,454**	**$ 1,454**
APPROPRIATION FR CONTINGENCIES	$	$	$ 448	$ 448
SERVICES & SUPPLIES	3,240	4,001	4,758	4,758
OTHER CHARGES	1,089	3,056	2,994	2,994
TOTAL EXPENDITURES/APPROPRIATIONS	**$ 4,329**	**$ 7,057**	**$ 8,200**	**$ 8,200**
NET COST	**$ (2,342)**	**$ (2,010)**	**$ (6,746)**	**$ (6,746)**

State Controller Schedules
County Budget Act
January 2010 Edition, revision #1

COUNTY OF KERN
Special Districts and Other Agencies
Financing Sources and Uses by Budget Unit by Object
Fiscal Year 2013-14

Schedule 15

COUNTY SERVICE AREA #24
SPECIAL DISTRICT

Fund 40650
Budget Unit 9185

Detail by Revenue Category and Expenditure Object	Actual 2011-12	Actual 2012-13	CAO Recommended 2013-14	Adopted by the Board of Supervisors 2013-14
1	2	3	4	5
TAXES	$ 1,926	$ 1,787	$ 1,663	$ 1,663
FINES AND FORFEITURES	54	17		
USE OF MONEY/PROPERTY	30	22	143	143
CHARGES FOR SERVICES	(14)	(14)		
OTHER FINANCING SOURCES	44	42	40	40
TOTAL REVENUE	**$ 2,040**	**$ 1,854**	**$ 1,846**	**$ 1,846**
SERVICES & SUPPLIES	$ 1,417	$ 1,158	$ 1,530	$ 1,530
OTHER CHARGES	415	371	470	470
TOTAL EXPENDITURES/APPROPRIATIONS	**$ 1,832**	**$ 1,529**	**$ 2,000**	**$ 2,000**
NET COST	**208**	**325**	**(154)**	**(154)**

State Controller Schedules
County Budget Act
January 2010 Edition, revision #1

COUNTY OF KERN
Special Districts and Other Agencies
Financing Sources and Uses by Budget Unit by Object
Fiscal Year 2013-14

Schedule 15

COUNTY SERVICE AREA #25
SPECIAL DISTRICT

Fund 40655
Budget Unit 9186

Detail by Revenue Category and Expenditure Object	Actual 2011-12	Actual 2012-13	CAO Recommended 2013-14	Adopted by the Board of Supervisors 2013-14
1	2	3	4	5
USE OF MONEY/PROPERTY	$ 40	$ 28	$	$
TOTAL REVENUE	**$ 40**	**$ 28**	**$**	**$**
SERVICES & SUPPLIES	$	$	$ 10	$ 10
OTHER	40	148	290	290
EXPENDITU	**$ 40**	**$ 148**	**$ 300**	**$ 300**
NET COST	**$**	**$ (120)**	**$ (300)**	**$ (300)**

State Controller Schedules
County Budget Act
January 2010 Edition, revision #1

COUNTY OF KERN
Special Districts and Other Agencies
Financing Sources and Uses by Budget Unit by Object
Fiscal Year 2013-14

Schedule 15

COUNTY SERVICE AREA #26
SPECIAL DISTRICT

Fund 40660
Budget Unit 9187

Detail by Revenue Category and Expenditure Object	Actual 2011-12	Actual 2012-13	CAO Recommended 2013-14	Adopted by the Board of Supervisors 2013-14
1	2	3	4	5
TAXES	$ 10,627	$ 10,190	$ 10,978	$ 10,978
FINES AND FORFEITURES	542	321		
USE OF MONEY/PROPERTY	338	210	1,262	1,262
CHARGES FOR SERVICES	(257)	(257)		
OTHER FINANCING SOURCES	360	350	364	364
TOTAL REVENUE	**$ 11,610**	**$ 10,814**	**$ 12,604**	**$ 12,604**
APPROPRIATION FR CONTINGENCIES	$	$	$ 800	$ 800
SERVICES & SUPPLIES	$ 12,565	$ 10,588	$ 14,054	$ 14,054
OTHER CHARGES	$ 3,234	$ 2,818	$ 3,346	$ 3,346
TOTAL EXPENDITURES/APPROPRIATIONS	**$ 15,799**	**$ 13,406**	**$ 18,200**	**$ 18,200**
NET COST	**$ (4,189)**	**$ (2,592)**	**$ (5,596)**	**$ (5,596)**

State Controller Schedules
County Budget Act
January 2010 Edition, revision #1

COUNTY OF KERN
Special Districts and Other Agencies
Financing Sources and Uses by Budget Unit by Object
Fiscal Year 2013-14

Schedule 15

COUNTY SERVICE AREA #27
SPECIAL DISTRICT

Fund 40665
Budget Unit 9188

Detail by Revenue Category and Expenditure Object	Actual 2011-12	Actual 2012-13	CAO Recommended 2013-14	Adopted by the Board of Supervisors 2013-14
1	2	3	4	5
TAXES	$ 37,728	$ 37,980	$ 34,476	$ 34,476
FINES AND FORFEITURES	751	383		
USE OF MONEY/PROPERTY	649	459	3,141	3,141
CHARGES FOR SERVICES	(191)	(191)		
OTHER FINANCING SOURCES	840	830	860	860
TOTAL REVENUE	**$ 39,777**	**$ 39,461**	**$ 38,477**	**$ 38,477**
APPROPRIATION FR CONTINGENCIES	$	$	$ 2,000	$ 2,000
SERVICES & SUPPLIES	$ 30,435	$ 25,509	$ 32,150	$ 32,150
OTHER CHARGES	$ 7,467	$ 6,832	$ 8,850	$ 8,850
TOTAL EXPENDITURES/APPROPRIATIONS	**$ 37,902**	**$ 32,341**	**$ 43,000**	**$ 43,000**
NET COST	**$ 1,875**	**$ 7,120**	**$ (4,523)**	**$ (4,523)**

State Controller Schedules
County Budget Act
January 2010 Edition, revision #1

COUNTY OF KERN
Special Districts and Other Agencies
Financing Sources and Uses by Budget Unit by Object
Fiscal Year 2013-14

Schedule 15

COUNTY SERVICE AREA 27 ZONE 2
SPECIAL DISTRICT

Fund 40666
Budget Unit 9189

Detail by Revenue Category and Expenditure Object	Actual 2011-12	Actual 2012-13	CAO Recommended 2013-14	Adopted by the Board of Supervisors 2013-14
1	2	3	4	5
TAXES	$ 215	$ 50	$	$
FINES AND FORFEITURES	39	31		
USE OF MONEY/PROPERTY	371	259	1,660	1,660
TOTAL REVENUE	**$ 625**	**$ 340**	**$ 1,660**	**$ 1,660**
SERVICES & SUPPLIES			10	10
OTHER CHARGES	$ 242	$ 195	$ 490	$ 490
TOTAL EXPENDITURES/APPROPRIATIONS	**$ 242**	**$ 195**	**$ 500**	**$ 500**
NET COST	**$ 383**	**$ 145**	**$ 1,160**	**$ 1,160**

State Controller Schedules
County Budget Act
January 2010 Edition, revision #1

COUNTY OF KERN
Special Districts and Other Agencies
Financing Sources and Uses by Budget Unit by Object
Fiscal Year 2013-14

Schedule 15

COUNTY SERVICE AREA #29
SPECIAL DISTRICT

Fund 40675
Budget Unit 9230

Detail by Revenue Category and Expenditure Object	Actual 2011-12	Actual 2012-13	CAO Recommended 2013-14	Adopted by the Board of Supervisors 2013-14
1	2	3	4	5
TAXES	$ 1,249	$ 1,209	$ 1,188	$ 1,188
FINES AND FORFEITURES	02			
USE OF MONEY/PROPERTY	14	10	65	65
CHARGES FOR SERVICES	(10)	(10)		
OTHER FINANCING SOURCES	34	29	28	28
TOTAL REVENUE	**$ 1,289**	**$ 1,238**	**$ 1,281**	**$ 1,281**
SERVICES & SUPPLIES	$ 966	$ 977	$ 1,004	$ 1,004
OTHER CHARGES	317	296	396	396
TOTAL EXPENDITURES/APPROPRIATIONS	**$ 1,283**	**$ 1,273**	**$ 1,400**	**$ 1,400**
NET COST	**$ 6**	**$ (35)**	**$ (119)**	**$ (119)**

State Controller Schedules
County Budget Act
January 2010 Edition, revision #1

COUNTY OF KERN
Special Districts and Other Agencies
Financing Sources and Uses by Budget Unit by Object
Fiscal Year 2013-14

Schedule 15

COUNTY SERVICE AREA #30
SPECIAL DISTRICT

Fund 40680
Budget Unit 9231

Detail by Revenue Category and Expenditure Object	Actual 2011-12	Actual 2012-13	CAO Recommended 2013-14	Adopted by the Board of Supervisors 2013-14
1	2	3	4	5
TAXES	$ 51,108	$ 50,835	$ 47,534	$ 47,534
FINES AND FORFEITURES	537	670		
USE OF MONEY/PROPERTY	656	447	2,856	2,856
CHARGES FOR SERVICES	(361)	(357)		
OTHER FINANCING SOURCES	1,200	1,175	1,200	1,200
TOTAL REVENUE	**$ 53,140**	**$ 52,770**	**$ 51,590**	**$ 51,590**
APPROPRIATION FR CONTINGENCIES	$	$	$ 2,800	$ 2,800
SERVICES & SUPPLIES	44,400	36,943	45,380	45,380
OTHER CHARGES	9,113	10,799	11,820	11,820
TOTAL EXPENDITURES/APPROPRIATIONS	**$ 53,513**	**$ 47,742**	**$ 60,000**	**$ 60,000**
NET COST	**$ (373)**	**$ 5,028**	**$ (8,410)**	**$ (8,410)**

State Controller Schedules
County Budget Act
January 2010 Edition, revision #1

COUNTY OF KERN
Special Districts and Other Agencies
Financing Sources and Uses by Budget Unit by Object
Fiscal Year 2013-14

Schedule 15

COUNTY SERVICE AREA #31
SPECIAL DISTRICT

Fund 40685
Budget Unit 9232

Detail by Revenue Category and Expenditure Object	Actual 2011-12	Actual 2012-13	CAO Recommended 2013-14	Adopted by the Board of Supervisors 2013-14
1	2	3	4	5
TAXES	$ 109	$ 51	$	$
FINES AND FORFEITURES	18	22		
USE OF MONEY/PROPERTY	88	50	277	277
OTHER FINANCING SOURCES	56	55	48	48
TOTAL REVENUE	**$ 271**	**$ 178**	**$ 325**	**$ 325**
SERVICES & SUPPLIES	$ 1,665	$ 1,422	$ 1,807	$ 1,807
OTHER CHARGES	507	443	593	593
TOTAL EXPENDITURES/APPROPRIATIONS	**$ 2,172**	**$ 1,865**	**$ 2,400**	**$ 2,400**
NET COST	**$ (1,901)**	**$ (1,687)**	**$ (2,075)**	**$ (2,075)**

State Controller Schedules
County Budget Act
January 2010 Edition, revision #1

COUNTY OF KERN
Special Districts and Other Agencies
Financing Sources and Uses by Budget Unit by Object
Fiscal Year 2013-14

Schedule 15

COUNTY SERVICE AREA #32
SPECIAL DISTRICT

Fund 40690
Budget Unit 9233

Detail by Revenue Category and Expenditure Object	Actual 2011-12	Actual 2012-13	CAO Recommended 2013-14	Adopted by the Board of Supervisors 2013-14
1	2	3	4	5
TAXES	$ 1,408	$ 1,436	$ 1,334	$ 1,334
FINES AND FORFEITURES		15		
USE OF MONEY/PROPERTY	09	05	27	27
CHARGES FOR SERVICES	(22)	(22)		
OTHER FINANCING SOURCES	36	36	32	32
TOTAL REVENUE	**$ 1,431**	**$ 1,470**	**$ 1,393**	**$ 1,393**
SERVICES & SUPPLIES	$ 1,136	$ 1,024	$ 1,175	$ 1,175
OTHER CHARGES	352	304	425	425
TOTAL EXPENDITURES/APPROPRIATIONS	**$ 1,488**	**$ 1,328**	**$ 1,600**	**$ 1,600**
NET COST	**$ (57)**	**$ 142**	**$ (207)**	**$ (207)**

State Controller Schedules
County Budget Act
January 2010 Edition, revision #1

COUNTY OF KERN
Special Districts and Other Agencies
Financing Sources and Uses by Budget Unit by Object
Fiscal Year 2013-14

Schedule 15

COUNTY SERVICE AREA #34
SPECIAL DISTRICT

Fund 40700
Budget Unit 9235

Detail by Revenue Category and Expenditure Object	Actual 2011-12	Actual 2012-13	CAO Recommended 2013-14	Adopted by the Board of Supervisors 2013-14
1	2	3	4	5
TAXES	$ 25,334	$ 25,351	$ 20,211	$ 20,211
FINES AND FORFEITURES	611	478		
USE OF MONEY/PROPERTY	353	268	1,902	1,902
CHARGES FOR SERVICES	(170)	(170)		
OTHER FINANCING SOURCES	540	500	500	500
TOTAL REVENUE	**$ 26,668**	**$ 26,427**	**$ 22,613**	**$ 22,613**
APPROPRIATION FR CONTINGENCIES	$	$	$ 1,270	$ 1,270
SERVICES & SUPPLIES	17,073	17,442	18,805	18,805
OTHER CHARGES	4,423	4,457	4,925	4,925
TOTAL EXPENDITURES/APPROPRIATIONS	**$ 21,496**	**$ 21,899**	**$ 25,000**	**$ 25,000**
NET COST	**$ 5,172**	**$ 4,528**	**$ (2,387)**	**$ (2,387)**

State Controller Schedules
County Budget Act
January 2010 Edition, revision #1

COUNTY OF KERN
Special Districts and Other Agencies
Financing Sources and Uses by Budget Unit by Object
Fiscal Year 2013-14

Schedule 15

COUNTY SERVICE AREA #36
SPECIAL DISTRICT

Fund 40710
Budget Unit 9237

Detail by Revenue Category and Expenditure Object	Actual 2011-12	Actual 2012-13	CAO Recommended 2013-14	Adopted by the Board of Supervisors 2013-14
1	2	3	4	5
TAXES	$ 28,323	$ 30,351	$ 45,137	$ 45,137
FINES AND FORFEITURES	736	906		
USE OF MONEY/PROPERTY	1,181	694	4,010	4,010
CHARGES FOR SERVICES	(451)	(453)		
OTHER FINANCING SOURCES	1,240	1,180	1,180	1,180
TOTAL REVENUE	**$ 31,029**	**$ 32,678**	**$ 50,327**	**$ 50,327**
APPROPRIATION FR CONTINGENCIES	$	$	$ 3,535	$ 3,535
SERVICES & SUPPLIES	42,142	35,638	43,844	43,844
OTHER CHARGES	11,180	9,996	11,625	11,625
TOTAL EXPENDITURES/APPROPRIATIONS	**$ 53,322**	**$ 45,634**	**$ 59,004**	**$ 59,004**
NET COST	**$ (22,293)**	**$ (12,956)**	**$ (8,677)**	**$ (8,677)**

State Controller Schedules
County Budget Act
January 2010 Edition, revision #1

COUNTY OF KERN
Special Districts and Other Agencies
Financing Sources and Uses by Budget Unit by Object
Fiscal Year 2013-14

Schedule 15

COUNTY SERVICE AREA #37
SPECIAL DISTRICT

Fund 40715
Budget Unit 9238

Detail by Revenue Category and Expenditure Object	Actual 2011-12	Actual 2012-13	CAO Recommended 2013-14	Adopted by the Board of Supervisors 2013-14
1	2	3	4	5
TAXES	$ 24,299	$ 24,593	$ 23,028	$ 23,028
FINES AND FORFEITURES	181	236		
USE OF MONEY/PROPERTY	382	265	1,660	1,660
CHARGES FOR SERVICES	(162)	(162)		
OTHER FINANCING SOURCES	620	600	570	570
TOTAL REVENUE	**$ 25,320**	**$ 25,532**	**$ 25,258**	**$ 25,258**
APPROPRIATION FR CONTINGENCIES	$	$	$ 1,211	$ 1,211
SERVICES & SUPPLIES	19,853	16,271	21,839	21,839
OTHER CHARGES	4,919	4,580	5,450	5,450
TOTAL EXPENDITURES/APPROPRIATIONS	**$ 24,772**	**$ 20,851**	**$ 28,500**	**$ 28,500**
NET COST	**$ 548**	**$ 4,681**	**$ (3,242)**	**$ (3,242)**

State Controller Schedules
County Budget Act
January 2010 Edition, revision #1

COUNTY OF KERN
Special Districts and Other Agencies
Financing Sources and Uses by Budget Unit by Object
Fiscal Year 2013-14

Schedule 15

COUNTY SERVICE AREA #38
SPECIAL DISTRICT

Fund 40720
Budget Unit 9239

Detail by Revenue Category and Expenditure Object	Actual 2011-12	Actual 2012-13	CAO Recommended 2013-14	Adopted by the Board of Supervisors 2013-14
1	2	3	4	5
TAXES	$ 4,604	$ 5,092	$ 4,475	$ 4,475
FINES AND FORFEITURES	08	21		
USE OF MONEY/PROPERTY	57	37	207	207
CHARGES FOR SERVICES	(31)	(31)		
OTHER FINANCING SOURCES	128	126	126	126
TOTAL REVENUE	**$ 4,766**	**$ 5,245**	**$ 4,808**	**$ 4,808**
APPROPRIATION FR CONTINGENCIES	$	$	$ 300	$ 300
SERVICES & SUPPLIES	4,417	3,695	4,648	4,648
OTHER CHARGES	1,123	945	1,352	1,352
TOTAL EXPENDITURES/APPROPRIATIONS	**$ 5,540**	**$ 4,640**	**$ 6,300**	**$ 6,300**
NET COST	**$ (774)**	**$ 605**	**$ (1,492)**	**$ (1,492)**

State Controller Schedules
County Budget Act
January 2010 Edition, revision #1

COUNTY OF KERN
Special Districts and Other Agencies
Financing Sources and Uses by Budget Unit by Object
Fiscal Year 2013-14

Schedule 15

COUNTY SERVICE AREA #39
SPECIAL DISTRICT

Fund 40725
Budget Unit 9240

Detail by Revenue Category and Expenditure Object	Actual 2011-12	Actual 2012-13	CAO Recommended 2013-14	Adopted by the Board of Supervisors 2013-14
1	2	3	4	5
USE OF MONEY/PROPERTY	$ 67	$ 47	$	$
TOTAL REVENUE	**$ 67**	**$ 47**	**$**	**$**
SERVICES & SUPPLIES	$	$	$ 10	$ 10
OTHER CHARGES	138	145	490	490
TOTAL EXPENDITURES/APPROPRIATIONS	**$ 138**	**$ 145**	**$ 500**	**$ 500**
NET COST	**$ (71)**	**$ (98)**	**$ (500)**	**$ (500)**

State Controller Schedules
County Budget Act
January 2010 Edition, revision #1

COUNTY OF KERN
Special Districts and Other Agencies
Financing Sources and Uses by Budget Unit by Object
Fiscal Year 2013-14

Schedule 15

COUNTY SERVICE AREA #40
SPECIAL DISTRICT

Fund 40730
Budget Unit 9241

Detail by Revenue Category and Expenditure Object	Actual 2011-12	Actual 2012-13	CAO Recommended 2013-14	Adopted by the Board of Supervisors 2013-14
1	2	3	4	5
TAXES	$ 01	$ 11	$	$
LICENSES AND PERMITS	(05)			
FINES AND FORFEITURES	03	16		
USE OF MONEY/PROPERTY	3,499	2,306	6,358	6,358
MISCELLANEOUS	15,107			
TOTAL REVENUE	**$ 18,605**	**$ 2,333**	**$ 6,358**	**$ 6,358**
SERVICES & SUPPLIES	$ 2,771	$ 2,377	$ 3,610	$ 3,610
OTHER CHARGES	25,603	17,055	29,390	29,390
TOTAL EXPENDITURES/APPROPRIATIONS	**$ 28,374**	**$ 19,432**	**$ 33,000**	**$ 33,000**
NET COST	**$ (9,769)**	**$ (17,099)**	**$ (26,642)**	**$ (26,642)**

State Controller Schedules
County Budget Act
January 2010 Edition, revision #1

COUNTY OF KERN
Special Districts and Other Agencies
Financing Sources and Uses by Budget Unit by Object
Fiscal Year 2013-14

Schedule 15

COUNTY SERVICE AREA #40.1 EMS
SPECIAL DISTRICT

Fund 40724
Budget Unit 9242

Detail by Revenue Category and Expenditure Object	Actual 2011-12	Actual 2012-13	CAO Recommended 2013-14	Adopted by the Board of Supervisors 2013-14
1	2	3	4	5
TAXES	$ 205,250	$ 37,438	$ 59,697	$ 59,697
FINES AND FORFEITURES	1,364	1,895		
USE OF MONEY/PROPERTY	2,507	2,160	10,193	10,193
CHARGES FOR SERVICES	(602)	(602)		
TOTAL REVENUE	**$ 208,519**	**$ 40,891**	**$ 69,890**	**$ 69,890**
APPROPRIATION FR CONTINGENCIES	$	$	$ 6,500	$ 6,500
SERVICES & SUPPLIES		04	500	500
OTHER CHARGES	3,753	2,453	5,000	5,000
OTHER FINANCING USES	108,225	130,965	235,000	235,000
TOTAL EXPENDITURES/APPROPRIATIONS	**$ 111,978**	**$ 133,422**	**$ 247,000**	**$ 247,000**
NET COST	**$ 96,541**	**$ (92,531)**	**$ (177,110)**	**$ (177,110)**

State Controller Schedules
County Budget Act
January 2010 Edition, revision #1

COUNTY OF KERN
Special Districts and Other Agencies
Financing Sources and Uses by Budget Unit by Object
Fiscal Year 2013-14

Schedule 15

COUNTY SERVICE AREA #42
SPECIAL DISTRICT

Fund 40740
Budget Unit 9243

Detail by Revenue Category and Expenditure Object	Actual 2011-12	Actual 2012-13	CAO Recommended 2013-14	Adopted by the Board of Supervisors 2013-14
1	2	3	4	5
TAXES	$ 12	$	$	$
FINES AND FORFEITURES	02			
USE OF MONEY/PROPERTY	142	99	556	556
TOTAL REVENUE	**$ 156**	**$ 99**	**$ 556**	**$ 556**
SERVICES & SUPPLIES	$	$	$ 10	$ 10
OTHER CHARGES	183	156	390	390
TOTAL EXPENDITURES/APPROPRIATIONS	**$ 183**	**$ 156**	**$ 400**	**$ 400**
NET COST	**$ (27)**	**$ (57)**	**$ 156**	**$ 156**

State Controller Schedules
County Budget Act
January 2010 Edition, revision #1

COUNTY OF KERN
Special Districts and Other Agencies
Financing Sources and Uses by Budget Unit by Object
Fiscal Year 2013-14

Schedule 15

COUNTY SERVICE AREA #43
SPECIAL DISTRICT

Fund 40745
Budget Unit 9244

Detail by Revenue Category and Expenditure Object	Actual 2011-12	Actual 2012-13	CAO Recommended 2013-14	Adopted by the Board of Supervisors 2013-14
1	2	3	4	5
TAXES	$ 1,174	$ 995	$ 21,076	$ 21,076
FINES AND FORFEITURES	325	624		
USE OF MONEY/PROPERTY	967	513	2,492	2,492
OTHER FINANCING SOURCES	780	745	720	720
TOTAL REVENUE	**$ 3,246**	**$ 2,877**	**$ 24,288**	**$ 24,288**
APPROPRIATION FR CONTINGENCIES	$	$	$ 1,800	$ 1,800
SERVICES & SUPPLIES	25,460	21,756	26,612	26,612
OTHER CHARGES	6,807	6,376	7,588	7,588
TOTAL EXPENDITURES/APPROPRIATIONS	**$ 32,267**	**$ 28,132**	**$ 36,000**	**$ 36,000**
NET COST	**$ (29,021)**	**$ (25,255)**	**$ (11,712)**	**$ (11,712)**

State Controller Schedules
County Budget Act
January 2010 Edition, revision #1

COUNTY OF KERN
Special Districts and Other Agencies
Financing Sources and Uses by Budget Unit by Object
Fiscal Year 2013-14

Schedule 15

COUNTY SERVICE AREA #44
SPECIAL DISTRICT

Fund 40750
Budget Unit 9245

Detail by Revenue Category and Expenditure Object	Actual 2011-12	Actual 2012-13	CAO Recommended 2013-14	Adopted by the Board of Supervisors 2013-14
1	2	3	4	5
TAXES	$ 708	$ 970	$	$
FINES AND FORFEITURES	241	672		
USE OF MONEY/PROPERTY	708	415	2,454	2,454
OTHER FINANCING SOURCES	372	350	355	355
TOTAL REVENUE	**$ 2,029**	**$ 2,407**	**$ 2,809**	**$ 2,809**
APPROPRIATION FR CONTINGENCIES	$	$	$ 900	$ 900
SERVICES & SUPPLIES	12,516	12,812	13,050	13,050
OTHER CHARGES	3,577	2,952	3,800	3,800
TOTAL EXPENDITURES/APPROPRIATIONS	**$ 16,093**	**$ 15,764**	**$ 17,750**	**$ 17,750**
NET COST	**$ (14,064)**	**$ (13,357)**	**$ (14,941)**	**$ (14,941)**

State Controller Schedules
County Budget Act
January 2010 Edition, revision #1

COUNTY OF KERN
Special Districts and Other Agencies
Financing Sources and Uses by Budget Unit by Object
Fiscal Year 2013-14

Schedule 15

COUNTY SERVICE AREA #45
SPECIAL DISTRICT

Fund 40755
Budget Unit 9246

Detail by Revenue Category and Expenditure Object	Actual 2011-12	Actual 2012-13	CAO Recommended 2013-14	Adopted by the Board of Supervisors 2013-14
1	2	3	4	5
TAXES	$ 152	$ 601	$ 1,235	$ 1,235
FINES AND FORFEITURES	67	43		
USE OF MONEY/PROPERTY	63	33	170	170
CHARGES FOR SERVICES		(13)		
OTHER FINANCING SOURCES	60	56	54	54
TOTAL REVENUE	**$ 342**	**$ 720**	**$ 1,459**	**$ 1,459**
SERVICES & SUPPLIES	$ 1,769	$ 1,435	$ 2,080	$ 2,080
OTHER CHARGES	503	587	620	620
TOTAL EXPENDITURES/APPROPRIATIONS	**$ 2,272**	**$ 2,022**	**$ 2,700**	**$ 2,700**
NET COST	**$ (1,930)**	**$ (1,302)**	**$ (1,241)**	**$ (1,241)**

State Controller Schedules
County Budget Act
January 2010 Edition, revision #1

COUNTY OF KERN
Special Districts and Other Agencies
Financing Sources and Uses by Budget Unit by Object
Fiscal Year 2013-14

Schedule 15

COUNTY SERVICE AREA #47
SPECIAL DISTRICT

Fund 40765
Budget Unit 9249

Detail by Revenue Category and Expenditure Object	Actual 2011-12	Actual 2012-13	CAO Recommended 2013-14	Adopted by the Board of Supervisors 2013-14
1	2	3	4	5
TAXES	$ 269	$ 177	$ 3,055	$ 3,055
FINES AND FORFEITURES	110	104		
USE OF MONEY/PROPERTY	283	154	827	827
OTHER FINANCING SOURCES	200	184	190	190
TOTAL REVENUE	**$ 862**	**$ 619**	**$ 4,072**	**$ 4,072**
APPROPRIATION FR CONTINGENCIES	$	$	$ 500	$ 500
SERVICES & SUPPLIES	6,650	6,821	6,970	6,970
OTHER CHARGES	1,707	1,690	2,030	2,030
TOTAL EXPENDITURES/APPROPRIATIONS	**$ 8,357**	**$ 8,511**	**$ 9,500**	**$ 9,500**
NET COST	**$ (7,495)**	**$ (7,892)**	**$ (5,428)**	**$ (5,428)**

State Controller Schedules
County Budget Act
January 2010 Edition, revision #1

COUNTY OF KERN
Special Districts and Other Agencies
Financing Sources and Uses by Budget Unit by Object
Fiscal Year 2013-14

Schedule 15

COUNTY SERVICE AREA #51
SPECIAL DISTRICT

Fund 40785
Budget Unit 9253

Detail by Revenue Category and Expenditure Object	Actual 2011-12	Actual 2012-13	CAO Recommended 2013-14	Adopted by the Board of Supervisors 2013-14
1	2	3	4	5
TAXES	$ 122	$ 29	$	$
FINES AND FORFEITURES	72	15		
USE OF MONEY/PROPERTY	137	85	414	414
TOTAL REVENUE	**$ 331**	**$ 129**	**$ 414**	**$ 414**
SERVICES & SUPPLIES	$ 1,521	$ 1,523	$ 1,595	$ 1,595
OTHER CHARGES	542	546	1,105	1,105
TOTAL EXPENDITURES/APPROPRIATIONS	**$ 2,063**	**$ 2,069**	**$ 2,700**	**$ 2,700**
NET COST	**$ (1,732)**	**$ (1,940)**	**$ (2,286)**	**$ (2,286)**

State Controller Schedules
County Budget Act
January 2010 Edition, revision #1

COUNTY OF KERN
Special Districts and Other Agencies
Financing Sources and Uses by Budget Unit by Object
Fiscal Year 2013-14

Schedule 15

CO SERVICE AREA #39.2 Z OF B2
SPECIAL DISTRICT

Fund 40727
Budget Unit 9255

Detail by Revenue Category and Expenditure Object	Actual 2011-12	Actual 2012-13	CAO Recommended 2013-14	Adopted by the Board of Supervisors 2013-14
1	2	3	4	5
TAXES	$ 39	$ 90	$	$
FINES AND FORFEITURES	09	59		
USE OF MONEY/PROPERTY	232	150	825	825
TOTAL REVENUE	**$ 280**	**$ 299**	**$ 825**	**$ 825**
SERVICES & SUPPLIES	$ 1,521	$ 1,523	$ 1,602	$ 1,602
OTHER CHARGES	640	750	798	798
TOTAL EXPENDITURES/APPROPRIATIONS	**$ 2,161**	**$ 2,273**	**$ 2,400**	**$ 2,400**
NET COST	**$ (1,881)**	**$ (1,974)**	**$ (1,575)**	**$ (1,575)**

State Controller Schedules
County Budget Act
January 2010 Edition, revision #1

COUNTY OF KERN
Special Districts and Other Agencies
Financing Sources and Uses by Budget Unit by Object
Fiscal Year 2013-14

Schedule 15

COUNTY SERVICE AREA #39 ZONE 8
SPECIAL DISTRICT

Fund 40733
Budget Unit 9256

Detail by Revenue Category and Expenditure Object	Actual 2011-12	Actual 2012-13	CAO Recommended 2013-14	Adopted by the Board of Supervisors 2013-14
1	2	3	4	5
TAXES	$ 167,474	$ 167,553	$ 172,830	$ 172,830
FINES AND FORFEITURES	5,608	7,321		
USE OF MONEY/PROPERTY	317	539	3,089	3,089
CHARGES FOR SERVICES	202	(52)		
OTHER FINANCING SOURCES	94,000	94,000	90,000	90,000
TOTAL REVENUE	**$ 267,601**	**$ 269,361**	**$ 265,919**	**$ 265,919**
APPROPRIATION FR CONTINGENCIES	$	$	$ 11,500	$ 11,500
SERVICES & SUPPLIES	187,124	178,733	214,495	214,495
OTHER CHARGES	13,316	11,383	17,005	17,005
TOTAL EXPENDITURES/APPROPRIATIONS	**$ 200,440**	**$ 190,116**	**$ 243,000**	**$ 243,000**
NET COST	**$ 67,161**	**$ 79,245**	**$ 22,919**	**$ 22,919**

State Controller Schedules
County Budget Act
January 2010 Edition, revision #1

COUNTY OF KERN
Special Districts and Other Agencies
Financing Sources and Uses by Budget Unit by Object
Fiscal Year 2013-14

Schedule 15

COUNTY SERVICE AREA #38 ZN 2
SPECIAL DISTRICT

Fund 40737
Budget Unit 9258

Detail by Revenue Category and Expenditure Object	Actual 2011-12	Actual 2012-13	CAO Recommended 2013-14	Adopted by the Board of Supervisors 2013-14
1	2	3	4	5
TAXES	$ 2,802	$ 2,802	$ 1,330	$ 1,330
USE OF MONEY/PROPERTY	150	119	621	621
CHARGES FOR SERVICES	$ (1)	$ (1)		
OTHER FINANCING SOURCES	150	176	176	176
TOTAL REVENUE	**$ 3,101**	**$ 3,096**	**$ 2,127**	**$ 2,127**
APPROPRIATION FR CONTINGENCIES	$	$	$ 700	$ 700
SERVICES & SUPPLIES		05	6,201	6,201
OTHER CHARGES	74	87	1,899	1,899
TOTAL EXPENDITURES/APPROPRIATIONS	**$ 74**	**$ 92**	**$ 8,800**	**$ 8,800**
NET COST	**$ 3,027**	**$ 3,004**	**$ (6,673)**	**$ (6,673)**

State Controller Schedules
County Budget Act
January 2010 Edition, revision #1

COUNTY OF KERN
Special Districts and Other Agencies
Financing Sources and Uses by Budget Unit by Object
Fiscal Year 2013-14

Schedule 15

COUNTY SERVICE AREA #52
SPECIAL DISTRICT

Fund 40790
Budget Unit 9259

Detail by Revenue Category and Expenditure Object	Actual 2011-12	Actual 2012-13	CAO Recommended 2013-14	Adopted by the Board of Supervisors 2013-14
1	2	3	4	5
TAXES	$ 20,422	$ 20,292	$ 19,255	$ 19,255
FINES AND FORFEITURES	143	41		
USE OF MONEY/PROPERTY	363	250	1,687	1,687
CHARGES FOR SERVICES	(202)	(202)		
OTHER FINANCING SOURCES	385	377	394	394
TOTAL REVENUE	**$ 21,111**	**$ 20,758**	**$ 21,336**	**$ 21,336**
APPROPRIATION FR CONTINGENCIES	$	$	$ 1,000	$ 1,000
SERVICES & SUPPLIES	15,822	13,888	18,350	18,350
OTHER CHARGES	4,615	3,690	4,650	4,650
TOTAL EXPENDITURES/APPROPRIATIONS	**$ 20,437**	**$ 17,578**	**$ 24,000**	**$ 24,000**
NET COST	**$ 674**	**$ 3,180**	**$ (2,664)**	**$ (2,664)**

State Controller Schedules
County Budget Act
January 2010 Edition, revision #1

COUNTY OF KERN
Special Districts and Other Agencies
Financing Sources and Uses by Budget Unit by Object
Fiscal Year 2013-14

Schedule 15

COUNTY SERVICE AREA #53
SPECIAL DISTRICT

Fund 40795
Budget Unit 9262

Detail by Revenue Category and Expenditure Object	Actual 2011-12	Actual 2012-13	CAO Recommended 2013-14	Adopted by the Board of Supervisors 2013-14
1	2	3	4	5
TOTAL REVENUE	**$**	**$**	**$**	**$**
SERVICES & SUPPLIES	$	$	$ 10	$ 10
OTHER CHARGES	17	113	190	190
TOTAL EXPENDITURES/APPROPRIATIONS	**$ 17**	**$ 113**	**$ 200**	**$ 200**
NET COST	**$ (17)**	**$ (113)**	**$ (200)**	**$ (200)**

State Controller Schedules
County Budget Act
January 2010 Edition, revision #1

COUNTY OF KERN
Special Districts and Other Agencies
Financing Sources and Uses by Budget Unit by Object
Fiscal Year 2013-14

Schedule 15

COUNTY SERVICE AREA #54
SPECIAL DISTRICT

Fund 40800
Budget Unit 9263

Detail by Revenue Category and Expenditure Object	Actual 2011-12	Actual 2012-13	CAO Recommended 2013-14	Adopted by the Board of Supervisors 2013-14
1	2	3	4	5
TAXES	$ 12,683	$ 12,568	$ 12,335	$ 12,335
FINES AND FORFEITURES	106	7		
USE OF MONEY/PROPERTY	125	88	566	566
CHARGES FOR SERVICES	(123)	(122)		
OTHER FINANCING SOURCES	300	290	280	280
TOTAL REVENUE	**$ 13,091**	**$ 12,831**	**$ 13,181**	**$ 13,181**
APPROPRIATION FR CONTINGENCIES	$	$	$ 650	$ 650
SERVICES & SUPPLIES	9,896	8,461	10,437	10,437
OTHER CHARGES	2,491	2,502	2,913	2,913
TOTAL EXPENDITURES/APPROPRIATIONS	**$ 12,387**	**$ 10,963**	**$ 14,000**	**$ 14,000**
NET COST	**$ 704**	**$ 1,868**	**$ (819)**	**$ (819)**

State Controller Schedules
County Budget Act
January 2010 Edition, revision #1

COUNTY OF KERN
Special Districts and Other Agencies
Financing Sources and Uses by Budget Unit by Object
Fiscal Year 2013-14

Schedule 15

COUNTY SERVICE AREA #18 ZONE 5
SPECIAL DISTRICT

Fund 40626
Budget Unit 9264

Detail by Revenue Category and Expenditure Object	Actual 2011-12	Actual 2012-13	CAO Recommended 2013-14	Adopted by the Board of Supervisors 2013-14
1	2	3	4	5
TAXES	$ 4,174	$ 4,199	$ 4,057	$ 4,057
FINES AND FORFEITURES	55	53		
USE OF MONEY/PROPERTY	66	47	287	287
CHARGES FOR SERVICES	(73)	(73)		
OTHER FINANCING SOURCES	100	108	110	110
TOTAL REVENUE	**$ 4,322**	**$ 4,334**	**$ 4,454**	**$ 4,454**
APPROPRIATION FR CONTINGENCIES	$	$	$ 300	$ 300
SERVICES & SUPPLIES	3,226	3,329	3,750	3,750
OTHER CHARGES	1,142	1,225	1,450	1,450
TOTAL EXPENDITURES/APPROPRIATIONS	**4,368**	**4,554**	**5,500**	**5,500**
NET COST	**$ (46)**	**$ (220)**	**$ (1,046)**	**$ (1,046)**

State Controller Schedules
County Budget Act
January 2010 Edition, revision #1

COUNTY OF KERN
Special Districts and Other Agencies
Financing Sources and Uses by Budget Unit by Object
Fiscal Year 2013-14

Schedule 15

COUNTY SERVICE AREA #53 ZONE 1
SPECIAL DISTRICT

Fund 40796
Budget Unit 9265

Detail by Revenue Category and Expenditure Object	Actual 2011-12	Actual 2012-13	CAO Recommended 2013-14	Adopted by the Board of Supervisors 2013-14
1	2	3	4	5
TAXES	$ 2,814	$ 3,258	$ 2,804	$ 2,804
FINES AND FORFEITURES	18	317		
USE OF MONEY/PROPERTY	120	80	510	510
CHARGES FOR SERVICES	(49)	(49)		
OTHER FINANCING SOURCES	96	94	94	94
TOTAL REVENUE	**$ 2,999**	**$ 3,700**	**$ 3,408**	**$ 3,408**
APPROPRIATION FR CONTINGENCIES	$	$	$ 428	$ 428
SERVICES & SUPPLIES	2,963	3,012	3,212	3,212
OTHER CHARGES	928	683	1,060	1,060
TOTAL EXPENDITURES/APPROPRIATIONS	**$ 3,891**	**$ 3,695**	**$ 4,700**	**$ 4,700**
NET COST	**$ (892)**	**$ 05**	**$ (1,292)**	**$ (1,292)**

State Controller Schedules
County Budget Act
January 2010 Edition, revision #1

COUNTY OF KERN
Special Districts and Other Agencies
Financing Sources and Uses by Budget Unit by Object
Fiscal Year 2013-14

Schedule 15

COUNTY SERVICE AREA #18 ZONE 6
SPECIAL DISTRICT

Fund 40627
Budget Unit 9266

Detail by Revenue Category and Expenditure Object	Actual 2011-12	Actual 2012-13	CAO Recommended 2013-14	Adopted by the Board of Supervisors 2013-14
1	2	3	4	5
TAXES	$ 7,716	$ 5,612	$	$
FINES AND FORFEITURES	23	53		
USE OF MONEY/PROPERTY	319	260	1,520	1,520
CHARGES FOR SERVICES	(32)	(32)		
TOTAL REVENUE	**$ 8,026**	**$ 5,893**	**$ 1,520**	**$ 1,520**
APPROPRIATION FR CONTINGENCIES	$	$	$ 750	$ 750
SERVICES & SUPPLIES		409	11,100	11,100
OTHER CHARGES	271	133	3,150	3,150
TOTAL EXPENDITURES/APPROPRIATIONS	**$ 271**	**$ 542**	**$ 15,000**	**$ 15,000**
NET COST	**$ 7,755**	**$ 5,351**	**$ (13,480)**	**$ (13,480)**

State Controller Schedules
County Budget Act
January 2010 Edition, revision #1

COUNTY OF KERN
Special Districts and Other Agencies
Financing Sources and Uses by Budget Unit by Object
Fiscal Year 2013-14

Schedule 15

COUNTY SERVICE AREA #18 ZONE 7
SPECIAL DISTRICT

Fund 40628
Budget Unit 9267

Detail by Revenue Category and Expenditure Object	Actual 2011-12	Actual 2012-13	CAO Recommended 2013-14	Adopted by the Board of Supervisors 2013-14
1	2	3	4	5
TAXES	$ 685	$ 500	$	$
FINES AND FORFEITURES	321	364		
USE OF MONEY/PROPERTY	752	454	2,526	2,526
TOTAL REVENUE	**$ 1,758**	**$ 1,318**	**$ 2,526**	**$ 2,526**
APPROPRIATION FR CONTINGENCIES	$	$	$ 1,030	$ 1,030
SERVICES & SUPPLIES	11,916	9,887	13,300	13,300
OTHER CHARGES	3,324	3,083	4,120	4,120
TOTAL EXPENDITURES/APPROPRIATIONS	**$ 15,240**	**$ 12,970**	**$ 18,450**	**$ 18,450**
NET COST	**$ (13,482)**	**$ (11,652)**	**$ (15,924)**	**$ (15,924)**

State Controller Schedules
County Budget Act
January 2010 Edition, revision #1

COUNTY OF KERN
Special Districts and Other Agencies
Financing Sources and Uses by Budget Unit by Object
Fiscal Year 2013-14

Schedule 15

COUNTY SERVICE AREA #55
SPECIAL DISTRICT

Fund 40805
Budget Unit 9272

Detail by Revenue Category and Expenditure Object	Actual 2011-12	Actual 2012-13	CAO Recommended 2013-14	Adopted by the Board of Supervisors 2013-14
1	2	3	4	5
TAXES	$ 3,099	$ 2,921	$ 2,793	$ 2,793
FINES AND FORFEITURES	24			
USE OF MONEY/PROPERTY	40	29	204	204
CHARGES FOR SERVICES	(10)	(10)		
OTHER FINANCING SOURCES	70	63	61	61
TOTAL REVENUE	**$ 3,223**	**$ 3,003**	**$ 3,058**	**$ 3,058**
SERVICES & SUPPLIES	$ 2,193	$ 2,030	$ 2,365	$ 2,365
OTHER CHARGES	599	961	685	685
TOTAL EXPENDITURES/APPROPRIATIONS	**$ 2,792**	**$ 2,991**	**$ 3,050**	**$ 3,050**
NET COST	**$ 431**	**$ 12**	**$ 08**	**$ 08**

State Controller Schedules
County Budget Act
January 2010 Edition, revision #1

COUNTY OF KERN
Special Districts and Other Agencies
Financing Sources and Uses by Budget Unit by Object
Fiscal Year 2013-14

Schedule 15

COUNTY SERVICE AREA #56
SPECIAL DISTRICT

Fund 40810
Budget Unit 9273

Detail by Revenue Category and Expenditure Object	Actual 2011-12	Actual 2012-13	CAO Recommended 2013-14	Adopted by the Board of Supervisors 2013-14
1	2	3	4	5
TAXES	$ 2,263	$ 2,291	$ 2,115	$ 2,115
FINES AND FORFEITURES	08	07		
USE OF MONEY/PROPERTY	113	72	425	425
CHARGES FOR SERVICES	(20)	(20)		
OTHER FINANCING SOURCES	118	104	84	84
TOTAL REVENUE	**2,482**	**2,454**	**2,624**	**2,624**
APPROPRIATION FR CONTINGENCIES	$	$	$ 262	$ 262
SERVICES & SUPPLIES	2,646	2,608	2,910	2,910
OTHER CHARGES	783	722	1,028	1,028
TOTAL EXPENDITURES/APPROPRIATIONS	**$ 3,429**	**$ 3,330**	**$ 4,200**	**$ 4,200**
NET COST	**$ (947)**	**$ (876)**	**$ (1,576)**	**$ (1,576)**

State Controller Schedules
County Budget Act
January 2010 Edition, revision #1

COUNTY OF KERN
Special Districts and Other Agencies
Financing Sources and Uses by Budget Unit by Object
Fiscal Year 2013-14

Schedule 15

COUNTY SERVICE AREA #30 ZONE 2
SPECIAL DISTRICT

Fund 40682
Budget Unit 9274

Detail by Revenue Category and Expenditure Object	Actual 2011-12	Actual 2012-13	CAO Recommended 2013-14	Adopted by the Board of Supervisors 2013-14
1	2	3	4	5
TAXES	$ 12	$ 15	$	$
FINES AND FORFEITURES	2	7		
USE OF MONEY/PROPERTY	94	61	294	294
TOTAL REVENUE	**$ 108**	**$ 83**	**$ 294**	**$ 294**
SERVICES & SUPPLIES	$ 760	$ 761	$ 800	$ 800
OTHER CHARGES	374	343	700	700
TOTAL EXPENDITURES/APPROPRIATIONS	**$ 1,134**	**$ 1,104**	**$ 1,500**	**$ 1,500**
NET COST	**$ (1,026)**	**$ (1,021)**	**$ (1,206)**	**$ (1,206)**

State Controller Schedules
County Budget Act
January 2010 Edition, revision #1

COUNTY OF KERN
Special Districts and Other Agencies
Financing Sources and Uses by Budget Unit by Object
Fiscal Year 2013-14

Schedule 15

COUNTY SERVICE AREA #60 ZONE 2
SPECIAL DISTRICT

Fund 40832
Budget Unit 9276

Detail by Revenue Category and Expenditure Object	Actual 2011-12	Actual 2012-13	CAO Recommended 2013-14	Adopted by the Board of Supervisors 2013-14
1	2	3	4	5
TAXES	$ 100,357	$ 105,659	$	$
FINES AND FORFEITURES	429	231		
USE OF MONEY/PROPERTY	3,107	2,594	14,544	14,544
CHARGES FOR SERVICES	(281)	(281)		
TOTAL REVENUE	**$ 103,612**	**$ 108,203**	**$ 14,544**	**$ 14,544**
APPROPRIATION FR CONTINGENCIES	$	$	$ 9,750	$ 9,750
SERVICES & SUPPLIES	4,699	762	130,050	130,050
OTHER CHARGES	5,248	5,394	41,200	41,200
TOTAL EXPENDITURES/APPROPRIATIONS	**$ 9,947**	**$ 6,156**	**$ 181,000**	**$ 181,000**
NET COST	**$ 93,665**	**$ 102,047**	**$ (166,456)**	**$ (166,456)**

State Controller Schedules
County Budget Act
January 2010 Edition, revision #1

COUNTY OF KERN
Special Districts and Other Agencies
Financing Sources and Uses by Budget Unit by Object
Fiscal Year 2013-14

Schedule 15

COUNTY SERVICE AREA #60
SPECIAL DISTRICT

Fund 40830
Budget Unit 9277

Detail by Revenue Category and Expenditure Object	Actual 2011-12	Actual 2012-13	CAO Recommended 2013-14	Adopted by the Board of Supervisors 2013-14
1	2	3	4	5
TAXES	$ 9,195	$ 3,494	$ 76,716	$ 76,716
FINES AND FORFEITURES	2,813	2,129		
USE OF MONEY/PROPERTY	5,334	2,902	14,382	14,382
OTHER FINANCING SOURCES	3,960	3,928	3,620	3,620
TOTAL REVENUE	**$ 21,302**	**$ 12,453**	**$ 94,718**	**$ 94,718**
APPROPRIATION FR CONTINGENCIES	$	$	$ 9,600	$ 9,600
SERVICES & SUPPLIES	133,484	114,149	130,600	130,600
OTHER CHARGES	36,963	33,672	40,800	40,800
TOTAL EXPENDITURES/APPROPRIATIONS	**$ 170,447**	**$ 147,821**	**$ 181,000**	**$ 181,000**
NET COST	**$ (149,145)**	**$ (135,368)**	**$ (86,282)**	**$ (86,282)**

State Controller Schedules
County Budget Act
January 2010 Edition, revision #1

COUNTY OF KERN
Special Districts and Other Agencies
Financing Sources and Uses by Budget Unit by Object
Fiscal Year 2013-14

Schedule 15

COUNTY SERVICE AREA #60 ZONE 1
SPECIAL DISTRICT

Fund 40831
Budget Unit 9278

Detail by Revenue Category and Expenditure Object	Actual 2011-12	Actual 2012-13	CAO Recommended 2013-14	Adopted by the Board of Supervisors 2013-14
1	2	3	4	5
TAXES	$ 21,997	$ 21,390	$ 19,912	$ 19,912
FINES AND FORFEITURES	182	103		
USE OF MONEY/PROPERTY	271	206	1,425	1,425
CHARGES FOR SERVICES	(364)	(364)		
OTHER FINANCING SOURCES	540	480	520	520
TOTAL REVENUE	**$ 22,626**	**$ 21,815**	**$ 21,857**	**$ 21,857**
APPROPRIATION FR CONTINGENCIES	$	$	$ 1,000	$ 1,000
SERVICES & SUPPLIES	12,998	18,388	18,600	18,600
OTHER CHARGES	4,045	4,755	6,400	6,400
TOTAL EXPENDITURES/APPROPRIATIONS	**$ 17,043**	**$ 23,143**	**$ 26,000**	**$ 26,000**
NET COST	**$ 5,583**	**$ (1,328)**	**$ (4,143)**	**$ (4,143)**

State Controller Schedules
County Budget Act
January 2010 Edition, revision #1

COUNTY OF KERN
Special Districts and Other Agencies
Financing Sources and Uses by Budget Unit by Object
Fiscal Year 2013-14

Schedule 15

COUNTY SERVICE AREA #61 ZONE 1
SPECIAL DISTRICT

Fund 40836
Budget Unit 9279

Detail by Revenue Category and Expenditure Object	Actual 2011-12	Actual 2012-13	CAO Recommended 2013-14	Adopted by the Board of Supervisors 2013-14
1	2	3	4	5
TAXES	$ 374	$ 294	$	$
FINES AND FORFEITURES	157	208		
USE OF MONEY/PROPERTY	451	274	1,656	1,656
OTHER FINANCING SOURCES	210	210	200	200
TOTAL REVENUE	**$ 1,192**	**$ 986**	**$ 1,856**	**$ 1,856**
APPROPRIATION FR CONTINGENCIES	$	$	$ 700	$ 700
SERVICES & SUPPLIES	6,682	5,667	6,929	6,929
OTHER CHARGES	1,809	1,515	2,371	2,371
TOTAL EXPENDITURES/APPROPRIATIONS	**$ 8,491**	**$ 7,182**	**$ 10,000**	**$ 10,000**
NET COST	**$ (7,299)**	**$ (6,196)**	**$ (8,144)**	**$ (8,144)**

State Controller Schedules
County Budget Act
January 2010 Edition, revision #1

COUNTY OF KERN
Special Districts and Other Agencies
Financing Sources and Uses by Budget Unit by Object
Fiscal Year 2013-14

Schedule 15

COUNTY SERVICE AREA #61 ZONE 2
SPECIAL DISTRICT

Fund 40837
Budget Unit 9280

Detail by Revenue Category and Expenditure Object	Actual 2011-12	Actual 2012-13	CAO Recommended 2013-14	Adopted by the Board of Supervisors 2013-14
1	2	3	4	5
TAXES	$ 1,877	$ 1,091	$ 955	$ 955
FINES AND FORFEITURES	285	102		
USE OF MONEY/PROPERTY	24	19	114	114
CHARGES FOR SERVICES	(13)	(13)		
OTHER FINANCING SOURCES	40	34	34	34
TOTAL REVENUE	**$ 2,213**	**$ 1,233**	**$ 1,103**	**$ 1,103**
SERVICES & SUPPLIES	$ 1,152	$ 977	$ 1,205	$ 1,205
OTHER CHARGES	409	339	495	495
TOTAL EXPENDITURES/APPROPRIATIONS	**$ 1,561**	**$ 1,316**	**$ 1,700**	**$ 1,700**
NET COST	**$ 652**	**$ (83)**	**$ (597)**	**$ (597)**

State Controller Schedules
County Budget Act
January 2010 Edition, revision #1

COUNTY OF KERN
Special Districts and Other Agencies
Financing Sources and Uses by Budget Unit by Object
Fiscal Year 2013-14

Schedule 15

COUNTY SERVICE AREA #61 ZONE 3
SPECIAL DISTRICT

Fund 40838
Budget Unit 9281

Detail by Revenue Category and Expenditure Object	Actual 2011-12	Actual 2012-13	CAO Recommended 2013-14	Adopted by the Board of Supervisors 2013-14
1	2	3	4	5
TAXES	$ 364	$ 176	$ 1,919	$ 1,919
FINES AND FORFEITURES	160	90		
USE OF MONEY/PROPERTY	237	131	671	671
OTHER FINANCING SOURCES	174	172	160	160
TOTAL REVENUE	**$ 935**	**$ 569**	**$ 2,750**	**$ 2,750**
APPROPRIATION FR CONTINGENCIES	$	$	$ 477	$ 477
SERVICES & SUPPLIES	5,455	4,855	5,923	5,923
OTHER CHARGES	1,453	1,193	1,600	1,600
TOTAL EXPENDITURES/APPROPRIATIONS	**$ 6,908**	**$ 6,048**	**$ 8,000**	**$ 8,000**
NET COST	**$ (5,973)**	**$ (5,479)**	**$ (5,250)**	**$ (5,250)**

State Controller Schedules
County Budget Act
January 2010 Edition, revision #1

COUNTY OF KERN
Special Districts and Other Agencies
Financing Sources and Uses by Budget Unit by Object
Fiscal Year 2013-14

Schedule 15

COUNTY SERVICE AREA #61 ZONE 4
SPECIAL DISTRICT

Fund 40839
Budget Unit 9282

Detail by Revenue Category and Expenditure Object	Actual 2011-12	Actual 2012-13	CAO Recommended 2013-14	Adopted by the Board of Supervisors 2013-14
1	2	3	4	5
TAXES	$ 290	$ 290	$ 2,375	$ 2,375
USE OF MONEY/PROPERTY	63	32	133	133
OTHER FINANCING SOURCES	66	66	60	60
TOTAL REVENUE	**$ 419**	**$ 388**	**$ 2,568**	**$ 2,568**
SERVICES & SUPPLIES	$ 1,911	$ 1,617	$ 2,305	$ 2,305
OTHER CHARGES	589	489	695	695
TOTAL EXPENDITURES/APPROPRIATIONS	**$ 2,500**	**$ 2,106**	**$ 3,000**	**$ 3,000**
NET COST	**$ (2,081)**	**$ (1,718)**	**$ (432)**	**$ (432)**

State Controller Schedules
County Budget Act
January 2010 Edition, revision #1

COUNTY OF KERN
Special Districts and Other Agencies
Financing Sources and Uses by Budget Unit by Object
Fiscal Year 2013-14

Schedule 15

COUNTY SERVICE AREA #62
SPECIAL DISTRICT

Fund 40840
Budget Unit 9283

Detail by Revenue Category and Expenditure Object	Actual 2011-12	Actual 2012-13	CAO Recommended 2013-14	Adopted by the Board of Supervisors 2013-14
1	2	3	4	5
TAXES	$ 5,744	$ 6,332	$ 5,729	$ 5,729
FINES AND FORFEITURES	208	556		
USE OF MONEY/PROPERTY	52	29	353	353
CHARGES FOR SERVICES	(164)	(164)		
OTHER FINANCING SOURCES	220	170	6,157	6,157
TOTAL REVENUE	**$ 6,060**	**$ 6,923**	**$ 12,239**	**$ 12,239**
APPROPRIATION FR CONTINGENCIES	$	$	$ 350	$ 350
SERVICES & SUPPLIES	4,910	4,513	4,824	4,824
OTHER CHARGES	2,457	1,275	2,676	2,676
TOTAL EXPENDITURES/APPROPRIATIONS	**$ 7,367**	**$ 5,788**	**$ 7,850**	**$ 7,850**
NET COST	**$ (1,307)**	**$ 1,135**	**$ 4,389**	**$ 4,389**

State Controller Schedules
County Budget Act
January 2010 Edition, revision #1

COUNTY OF KERN
Special Districts and Other Agencies
Financing Sources and Uses by Budget Unit by Object
Fiscal Year 2013-14

Schedule 15

COUNTY SERVICE AREA #63
SPECIAL DISTRICT

Fund 40845
Budget Unit 9284

Detail by Revenue Category and Expenditure Object	Actual 2011-12	Actual 2012-13	CAO Recommended 2013-14	Adopted by the Board of Supervisors 2013-14
1	2	3	4	5
TAXES	$ 22,341	$ 22,250	$ 15,196	$ 15,196
FINES AND FORFEITURES	474	611		
USE OF MONEY/PROPERTY	306	233	1,635	1,635
CHARGES FOR SERVICES	(1,066)	(1,066)		
OTHER FINANCING SOURCES	460	450	426	426
TOTAL REVENUE	**$ 22,515**	**$ 22,478**	**$ 17,257**	**$ 17,257**
APPROPRIATION FR CONTINGENCIES	$	$	$ 1,173	$ 1,173
SERVICES & SUPPLIES	13,687	13,325	15,037	15,037
OTHER CHARGES	4,548	4,652	5,090	5,090
TOTAL EXPENDITURES/APPROPRIATIONS	**$ 18,235**	**$ 17,977**	**$ 21,300**	**$ 21,300**
NET COST	**$ 4,280**	**$ 4,501**	**$ (4,043)**	**$ (4,043)**

State Controller Schedules
County Budget Act
January 2010 Edition, revision #1

COUNTY OF KERN
Special Districts and Other Agencies
Financing Sources and Uses by Budget Unit by Object
Fiscal Year 2013-14

Schedule 15

COUNTY SERVICE AREA #65
SPECIAL DISTRICT

Fund 40855
Budget Unit 9286

Detail by Revenue Category and Expenditure Object	Actual 2011-12	Actual 2012-13	CAO Recommended 2013-14	Adopted by the Board of Supervisors 2013-14
1	2	3	4	5
TAXES	$ 7,213	$ 7,038	$	$
FINES AND FORFEITURES	602	584		
USE OF MONEY/PROPERTY	2,747	1,952	5,313	5,313
CHARGES FOR SERVICES	(261)	(263)		
OTHER FINANCING SOURCES	4,550	4,560	3,920	3,920
TOTAL REVENUE	**$ 14,851**	**$ 13,871**	**$ 9,233**	**$ 9,233**
SERVICES & SUPPLIES	$	$ 03	$ 10	$ 10
OTHER CHARGES	2,680	3,639	46,990	46,990
CAPITAL ASSETS			149,000	149,000
TOTAL EXPENDITURES/APPROPRIATIONS	**$ 2,680**	**$ 3,642**	**$ 196,000**	**$ 196,000**
NET COST	**$ 12,171**	**$ 10,229**	**$ (186,767)**	**$ (186,767)**

State Controller Schedules
County Budget Act
January 2010 Edition, revision #1

COUNTY OF KERN
Special Districts and Other Agencies
Financing Sources and Uses by Budget Unit by Object
Fiscal Year 2013-14

Schedule 15

COUNTY SERVICE AREA #66
SPECIAL DISTRICT

Fund 40860
Budget Unit 9287

Detail by Revenue Category and Expenditure Object	Actual 2011-12	Actual 2012-13	CAO Recommended 2013-14	Adopted by the Board of Supervisors 2013-14
1	2	3	4	5
TAXES	$ 5,655	$ 5,702	$ 3,879	$ 3,879
FINES AND FORFEITURES	88	616		
USE OF MONEY/PROPERTY	64	56	307	307
CHARGES FOR SERVICES	(26)	(26)		
OTHER FINANCING SOURCES	114	110	106	106
TOTAL REVENUE	**$ 5,895**	**$ 6,458**	**$ 4,292**	**$ 4,292**
APPROPRIATION FR CONTINGENCIES	$	$	$ 250	$ 250
SERVICES & SUPPLIES	3,560	3,130	3,900	3,900
OTHER CHARGES	970	840	1,150	1,150
TOTAL EXPENDITURES/APPROPRIATIONS	**$ 4,530**	**$ 3,970**	**$ 5,300**	**$ 5,300**
NET COST	**$ 1,365**	**$ 2,488**	**$ (1,008)**	**$ (1,008)**

State Controller Schedules
County Budget Act
January 2010 Edition, revision #1

COUNTY OF KERN
Special Districts and Other Agencies
Financing Sources and Uses by Budget Unit by Object
Fiscal Year 2013-14

Schedule 15

COUNTY SERVICE AREA #67
SPECIAL DISTRICT

Fund 40865
Budget Unit 9288

Detail by Revenue Category and Expenditure Object	Actual 2011-12	Actual 2012-13	CAO Recommended 2013-14	Adopted by the Board of Supervisors 2013-14
1	2	3	4	5
TAXES	$	$ 389	$ 171	$ 171
FINES AND FORFEITURES		224		
USE OF MONEY/PROPERTY	90	50	251	251
OTHER FINANCING SOURCES	75	64	60	60
TOTAL REVENUE	**$ 165**	**$ 727**	**$ 482**	**$ 482**
APPROPRIATION FR CONTINGENCIES	$	$	$ 203	$ 203
SERVICES & SUPPLIES	1,986	2,032	2,107	2,107
OTHER CHARGES	579	507	690	690
TOTAL EXPENDITURES/APPROPRIATIONS	**$ 2,565**	**$ 2,539**	**$ 3,000**	**$ 3,000**
NET COST	**$ (2,400)**	**$ (1,812)**	**$ (2,518)**	**$ (2,518)**

State Controller Schedules
County Budget Act
January 2010 Edition, revision #1

COUNTY OF KERN
Special Districts and Other Agencies
Financing Sources and Uses by Budget Unit by Object
Fiscal Year 2013-14

Schedule 15

COUNTY SERVICE AREA #58
SPECIAL DISTRICT

Fund 40820
Budget Unit 9289

Detail by Revenue Category and Expenditure Object	Actual 2011-12	Actual 2012-13	CAO Recommended 2013-14	Adopted by the Board of Supervisors 2013-14
1	2	3	4	5
TAXES	$ 4,743	$ 5,059	$ 4,543	$ 4,543
FINES AND FORFEITURES		147		
USE OF MONEY/PROPERTY	210	146	921	921
CHARGES FOR SERVICES	(37)	(37)		
OTHER FINANCING SOURCES	167	143	108	108
TOTAL REVENUE	**$ 5,083**	**$ 5,458**	**$ 5,572**	**$ 5,572**
APPROPRIATION FR CONTINGENCIES	$	$	$ 300	$ 300
SERVICES & SUPPLIES	4,086	3,781	4,316	4,316
OTHER CHARGES	1,154	1,035	1,584	1,584
TOTAL EXPENDITURES/APPROPRIATIONS	**$ 5,240**	**$ 4,816**	**$ 6,200**	**$ 6,200**
NET COST	**$ (157)**	**$ 642**	**$ (628)**	**$ (628)**

State Controller Schedules
County Budget Act
January 2010 Edition, revision #1

COUNTY OF KERN
Special Districts and Other Agencies
Financing Sources and Uses by Budget Unit by Object
Fiscal Year 2013-14

Schedule 15

COUNTY SERVICE AREA #63 ZONE 1
SPECIAL DISTRICT

Fund 40846
Budget Unit 9290

Detail by Revenue Category and Expenditure Object	Actual 2011-12	Actual 2012-13	CAO Recommended 2013-14	Adopted by the Board of Supervisors 2013-14
1	2	3	4	5
TAXES	$ 100,887	$ 96,122	$ 23,445	$ 23,445
FINES AND FORFEITURES	1,729	372		
USE OF MONEY/PROPERTY	1,801	1,665	9,979	9,979
CHARGES FOR SERVICES	(634)	(633)		
TOTAL REVENUE	**$ 103,783**	**$ 97,526**	**$ 33,424**	**$ 33,424**
APPROPRIATION FR CONTINGENCIES	$	$	$ 7,700	$ 7,700
SERVICES & SUPPLIES	15,178	28,350	205,100	205,100
OTHER CHARGES	6,283	7,990	27,200	27,200
TOTAL EXPENDITURES/APPROPRIATIONS	**$ 21,461**	**$ 36,340**	**$ 240,000**	**$ 240,000**
NET COST	**$ 82,322**	**$ 61,186**	**$ (206,576)**	**$ (206,576)**

State Controller Schedules
County Budget Act
January 2010 Edition, revision #1

COUNTY OF KERN
Special Districts and Other Agencies
Financing Sources and Uses by Budget Unit by Object
Fiscal Year 2013-14

Schedule 15

COUNTY SERVICE AREA #63 ZONE 2
SPECIAL DISTRICT

Fund 40847
Budget Unit 9291

Detail by Revenue Category and Expenditure Object	Actual 2011-12	Actual 2012-13	CAO Recommended 2013-14	Adopted by the Board of Supervisors 2013-14
1	2	3	4	5
TAXES	$ 146	$ 06	$	$
FINES AND FORFEITURES	31	03		
USE OF MONEY/PROPERTY	289	200	959	959
TOTAL REVENUE	**$ 466**	**$ 209**	**$ 959**	**$ 959**
SERVICES & SUPPLIES	$	$	$ 10	$ 10
OTHER CHARGES	194	204	390	390
TOTAL EXPENDITURES/APPROPRIATIONS	**$ 194**	**$ 204**	**$ 400**	**$ 400**
NET COST	**$ 272**	**$ 05**	**$ 559**	**$ 559**

State Controller Schedules
County Budget Act
January 2010 Edition, revision #1

COUNTY OF KERN
Special Districts and Other Agencies
Financing Sources and Uses by Budget Unit by Object
Fiscal Year 2013-14

Schedule 15

COUNTY SERVICE AREA #63 ZONE 3
SPECIAL DISTRICT

Fund 40848
Budget Unit 9292

Detail by Revenue Category and Expenditure Object	Actual 2011-12	Actual 2012-13	CAO Recommended 2013-14	Adopted by the Board of Supervisors 2013-14
1	2	3	4	5
TAXES	$ 429	$ 128	$ 11,775	$ 11,775
FINES AND FORFEITURES	126	62		
USE OF MONEY/PROPERTY	915	519	2,910	2,910
OTHER FINANCING SOURCES	580	580	630	630
TOTAL REVENUE	**$ 2,050**	**$ 1,289**	**$ 15,315**	**$ 15,315**
APPROPRIATION FR CONTINGENCIES	$	$	$ 1,600	$ 1,600
SERVICES & SUPPLIES	16,609	18,758	22,600	22,600
OTHER CHARGES	5,125	6,420	7,300	7,300
TOTAL EXPENDITURES/APPROPRIATIONS	**$ 21,734**	**$ 25,178**	**$ 31,500**	**$ 31,500**
NET COST	**$ (19,684)**	**$ (23,889)**	**$ (16,185)**	**$ (16,185)**

State Controller Schedules
County Budget Act
January 2010 Edition, revision #1

COUNTY OF KERN
Special Districts and Other Agencies
Financing Sources and Uses by Budget Unit by Object
Fiscal Year 2013-14

Schedule 15

COUNTY SERVICE AREA #63 ZONE 4
SPECIAL DISTRICT

Fund 40849
Budget Unit 9293

Detail by Revenue Category and Expenditure Object	Actual 2011-12	Actual 2012-13	CAO Recommended 2013-14	Adopted by the Board of Supervisors 2013-14
1	2	3	4	5
TAXES	$ 71,147	$ 70,560	$ 66,652	$ 66,652
FINES AND FORFEITURES	434	214		
USE OF MONEY/PROPERTY	1,987	1,377	9,215	9,215
CHARGES FOR SERVICES	(175)	(175)		
TOTAL REVENUE	**$ 73,393**	**$ 71,976**	**$ 75,867**	**$ 75,867**
APPROPRIATION FR CONTINGENCIES	$	$	$ 5,000	$ 5,000
SERVICES & SUPPLIES	70,802	71,970	91,340	91,340
OTHER CHARGES	3,583	2,586	6,060	6,060
TOTAL EXPENDITURES/APPROPRIATIONS	**$ 74,385**	**$ 74,556**	**$ 102,400**	**$ 102,400**
NET COST	**$ (992)**	**$ (2,580)**	**$ (26,533)**	**$ (26,533)**

State Controller Schedules
County Budget Act
January 2010 Edition, revision #1

COUNTY OF KERN
Special Districts and Other Agencies
Financing Sources and Uses by Budget Unit by Object
Fiscal Year 2013-14

Schedule 15

COUNTY SERVICE AREA #63 ZONE 5
SPECIAL DISTRICT

Fund 40851
Budget Unit 9294

Detail by Revenue Category and Expenditure Object	Actual 2011-12	Actual 2012-13	CAO Recommended 2013-14	Adopted by the Board of Supervisors 2013-14
1	2	3	4	5
TAXES	$ 94,367	$ 87,348	$ 90,931	$ 90,931
FINES AND FORFEITURES	1,652	180		
USE OF MONEY/PROPERTY	172	192	2,608	2,608
CHARGES FOR SERVICES	(189)	(189)		
TOTAL REVENUE	**$ 96,002**	**$ 87,531**	**$ 93,539**	**$ 93,539**
SERVICES & SUPPLIES	$ 79,920	$ 86,400	$ 71,210	$ 71,210
OTHER CHARGES	1,561	1,921	3,290	3,290
TOTAL EXPENDITURES/APPROPRIATIONS	**$ 81,481**	**$ 88,321**	**$ 74,500**	**$ 74,500**
NET COST	**$ 14,521**	**$ (790)**	**$ 19,039**	**$ 19,039**

State Controller Schedules
County Budget Act
January 2010 Edition, revision #1

COUNTY OF KERN
Special Districts and Other Agencies
Financing Sources and Uses by Budget Unit by Object
Fiscal Year 2013-14

Schedule 15

COUNTY SERVICE AREA #63 ZONE 6
SPECIAL DISTRICT

Fund 40852
Budget Unit 9295

Detail by Revenue Category and Expenditure Object	Actual 2011-12	Actual 2012-13	CAO Recommended 2013-14	Adopted by the Board of Supervisors 2013-14
1	2	3	4	5
TAXES	$ 64,050	$ 64,801	$ 61,256	$ 61,256
FINES AND FORFEITURES	75	129		
USE OF MONEY/PROPERTY	550	390	2,757	2,757
CHARGES FOR SERVICES	(99)	(99)		
TOTAL REVENUE	**$ 64,576**	**$ 65,221**	**$ 64,013**	**$ 64,013**
APPROPRIATION FR CONTINGENCIES	$	$	$ 3,220	$ 3,220
SERVICES & SUPPLIES	62,885	64,963	70,010	70,010
OTHER CHARGES	1,230	1,406	3,270	3,270
TOTAL EXPENDITURES/APPROPRIATIONS	**$ 64,115**	**$ 66,369**	**$ 76,500**	**$ 76,500**
NET COST	**$ 461**	**$ (1,148)**	**$ (12,487)**	**$ (12,487)**

State Controller Schedules
County Budget Act
January 2010 Edition, revision #1

COUNTY OF KERN
Special Districts and Other Agencies
Financing Sources and Uses by Budget Unit by Object
Fiscal Year 2013-14

Schedule 15

CO SERVICE AREA #39 ZONE 1
SPECIAL DISTRICT

Fund 40726
Budget Unit 9297

Detail by Revenue Category and Expenditure Object	Actual 2011-12	Actual 2012-13	CAO Recommended 2013-14	Adopted by the Board of Supervisors 2013-14
1	2	3	4	5
TAXES	$ 15,113	$ 15,728	$ 15,039	$ 15,039
FINES AND FORFEITURES		130		
USE OF MONEY/PROPERTY	(19)	132	667	667
CHARGES FOR SERVICES	(19)	(19)		
OTHER FINANCING SOURCES	26,000	6,000	15,500	15,500
TOTAL REVENUE	**$ 41,075**	**$ 21,971**	**$ 31,206**	**$ 31,206**
APPROPRIATION FR CONTINGENCIES	$	$	$ 690	$ 690
SERVICES & SUPPLIES	7,418	7,520	10,300	10,300
OTHER CHARGES	1,685	4,452	4,910	4,910
TOTAL EXPENDITURES/APPROPRIATIONS	**$ 9,103**	**$ 11,972**	**$ 15,900**	**$ 15,900**
NET COST	**$ 31,972**	**$ 9,999**	**$ 15,306**	**$ 15,306**

State Controller Schedules
County Budget Act
January 2010 Edition, revision #1

COUNTY OF KERN
Special Districts and Other Agencies
Financing Sources and Uses by Budget Unit by Object
Fiscal Year 2013-14

Schedule 15

COUNTY SERVICE AREA #65.1
SPECIAL DISTRICT

Fund 40856
Budget Unit 9298

Detail by Revenue Category and Expenditure Object	Actual 2011-12	Actual 2012-13	CAO Recommended 2013-14	Adopted by the Board of Supervisors 2013-14
1	2	3	4	5
TAXES	$ 4,129	$ 1,964	$ 759	$ 759
FINES AND FORFEITURES	238	217		
USE OF MONEY/PROPERTY	137	95	608	608
CHARGES FOR SERVICES	(160)	(160)		
OTHER FINANCING SOURCES	100	84	86	86
TOTAL REVENUE	**$ 4,444**	**$ 2,200**	**$ 1,453**	**$ 1,453**
APPROPRIATION FR CONTINGENCIES	$	$	$ 200	$ 200
SERVICES & SUPPLIES	2,780	2,481	2,960	2,960
OTHER CHARGES	789	654	1,140	1,140
TOTAL EXPENDITURES/APPROPRIATIONS	**$ 3,569**	**$ 3,135**	**$ 4,300**	**$ 4,300**
NET COST	**$ 875**	**$ (935)**	**$ (2,847)**	**$ (2,847)**

State Controller Schedules
County Budget Act
January 2010 Edition, revision #1

COUNTY OF KERN
Special Districts and Other Agencies
Financing Sources and Uses by Budget Unit by Object
Fiscal Year 2013-14

Schedule 15

COUNTY SERVICE AREA #66 ZONE 2
SPECIAL DISTRICT

Fund 40862
Budget Unit 9299

Detail by Revenue Category and Expenditure Object	Actual 2011-12	Actual 2012-13	CAO Recommended 2013-14	Adopted by the Board of Supervisors 2013-14
1	2	3	4	5
TAXES	$ 1,527	$ 1,529	$ 95	$ 95
FINES AND FORFEITURES	$ 48	$ 327	$	
USE OF MONEY/PROPERTY	$ 33	$ 28	$ 157	$ 157
CHARGES FOR SERVICES	$ (20)	$ (20)	$	
OTHER FINANCING SOURCES	$ 30	$ 30	$ 29	$ 29
TOTAL REVENUE	**$ 1,618**	**$ 1,894**	**$ 281**	**$ 281**
SERVICES & SUPPLIES	$ 912	$ 913	$ 922	$ 922
OTHER CHARGES	$ 316	$ 452	$ 528	$ 528
TOTAL EXPENDITURES/APPROPRIATIONS	**$ 1,228**	**$ 1,365**	**$ 1,450**	**$ 1,450**
NET COST	**$ 390**	**$ 529**	**$ (1,169)**	**$ (1,169)**

State Controller Schedules
County Budget Act
January 2010 Edition, revision #1

COUNTY OF KERN
Special Districts and Other Agencies
Financing Sources and Uses by Budget Unit by Object
Fiscal Year 2013-14

Schedule 15

COUNTY SERVICE AREA #10 ZONE 6
SPECIAL DISTRICT

Fund 40548
Budget Unit 9300

Detail by Revenue Category and Expenditure Object	Actual 2011-12	Actual 2012-13	CAO Recommended 2013-14	Adopted by the Board of Supervisors 2013-14
1	2	3	4	5
TAXES	$ 47	$ 02	$	$
FINES AND FORFEITURES	9	3		
USE OF MONEY/PROPERTY	623	431	2,914	2,914
TOTAL REVENUE	**$ 679**	**$ 436**	**$ 2,914**	**$ 2,914**
SERVICES & SUPPLIES	$	$	$ 5	$ 5
OTHER CHARGES	328	194	495	495
TOTAL EXPENDITURES/APPROPRIATIONS	**$ 328**	**$ 194**	**$ 500**	**$ 500**
NET COST	**$ 351**	**$ 242**	**$ 2,414**	**$ 2,414**

State Controller Schedules
County Budget Act
January 2010 Edition, revision #1

COUNTY OF KERN
Special Districts and Other Agencies
Financing Sources and Uses by Budget Unit by Object
Fiscal Year 2013-14

Schedule 15

COUNTY SERVICE AREA #66 ZONE 3
SPECIAL DISTRICT

Fund 40863
Budget Unit 9301

Detail by Revenue Category and Expenditure Object	Actual 2011-12	Actual 2012-13	CAO Recommended 2013-14	Adopted by the Board of Supervisors 2013-14
1	2	3	4	5
TAXES	$ 3,399	$ 4,821	$ 1,425	$ 1,425
FINES AND FORFEITURES	76	528		
USE OF MONEY/PROPERTY	111	88	450	450
CHARGES FOR SERVICES	(20)	(20)		
TOTAL REVENUE	**$ 3,566**	**$ 5,417**	**$ 1,875**	**$ 1,875**
APPROPRIATION FR CONTINGENCIES	$	$	$ 465	$ 465
SERVICES & SUPPLIES	1,680	209	5,005	5,005
OTHER CHARGES	395	77	1,430	1,430
TOTAL EXPENDITURES/APPROPRIATIONS	**$ 2,075**	**$ 286**	**$ 6,900**	**$ 6,900**
NET COST	**$ 1,491**	**$ 5,131**	**$ (5,025)**	**$ (5,025)**

State Controller Schedules
County Budget Act
January 2010 Edition, revision #1

COUNTY OF KERN
Special Districts and Other Agencies
Financing Sources and Uses by Budget Unit by Object
Fiscal Year 2013-14

Schedule 15

COUNTY SERVICE AREA #66 ZONE 4
SPECIAL DISTRICT

Fund 40864
Budget Unit 9302

Detail by Revenue Category and Expenditure Object	Actual 2011-12	Actual 2012-13	CAO Recommended 2013-14	Adopted by the Board of Supervisors 2013-14
1	2	3	4	5
TAXES	$ 4,609	$ 6,846	$	$
FINES AND FORFEITURES	27	236		
USE OF MONEY/PROPERTY	38	54	290	290
CHARGES FOR SERVICES	(20)	(20)		
TOTAL REVENUE	**$ 4,654**	**$ 7,116**	**$ 290**	**$ 290**
SERVICES & SUPPLIES	$ 375	$ 01	$ 10	$ 10
OTHER CHARGES	71	93	190	190
TOTAL EXPENDITURES/APPROPRIATIONS	**$ 446**	**$ 94**	**$ 200**	**$ 200**
NET COST	**$ 4,208**	**$ 7,022**	**$ 90**	**$ 90**

State Controller Schedules
County Budget Act
January 2010 Edition, revision #1

COUNTY OF KERN
Special Districts and Other Agencies
Financing Sources and Uses by Budget Unit by Object
Fiscal Year 2013-14

Schedule 15

COUNTY SERVICE AREA # 67 ZONE 1
SPECIAL DISTRICT

Fund 40866
Budget Unit 9305

Detail by Revenue Category and Expenditure Object	Actual 2011-12	Actual 2012-13	CAO Recommended 2013-14	Adopted by the Board of Supervisors 2013-14
1	2	3	4	5
TAXES	$	$ 821	$	$
FINES AND FORFEITURES		316		
USE OF MONEY/PROPERTY	43	35		
TOTAL REVENUE	**$ 43**	**$ 1,172**	**$**	**$**
SERVICES & SUPPLIES	$	$ 1	$ 10	$ 10
OTHER CHARGES	29	24	290	290
TOTAL EXPENDITURES/APPROPRIATIONS	**$ 29**	**$ 25**	**$ 300**	**$ 300**
NET COST	**$ 14**	**$ 1,147**	**$ (300)**	**$ (300)**

State Controller Schedules
County Budget Act
January 2010 Edition, revision #1

COUNTY OF KERN
Special Districts and Other Agencies
Financing Sources and Uses by Budget Unit by Object
Fiscal Year 2013-14

Schedule 15

COUNTY SERVICE AREA #30 ZONE 6
SPECIAL DISTRICT

Fund 40676
Budget Unit 9303

Detail by Revenue Category and Expenditure Object	Actual 2011-12	Actual 2012-13	CAO Recommended 2013-14	Adopted by the Board of Supervisors 2013-14
1	2	3	4	5
TAXES	$ 50	$ 34	$	$
FINES AND FORFEITURES	23	24		
USE OF MONEY/PROPERTY	672	465	2,968	2,968
TOTAL REVENUE	**$ 745**	**$ 523**	**$ 2,968**	**$ 2,968**
SERVICES & SUPPLIES	$	$	$ 10	$ 10
OTHER CHARGES	407	355	690	690
TOTAL EXPENDITURES/APPROPRIATIONS	**$ 407**	**$ 355**	**$ 700**	**$ 700**
NET COST	**$ 338**	**$ 168**	**$ 2,268**	**$ 2,268**

State Controller Schedules
County Budget Act
January 2010 Edition, revision #1

COUNTY OF KERN
Special Districts and Other Agencies
Financing Sources and Uses by Budget Unit by Object
Fiscal Year 2013-14

Schedule 15

COUNTY SERVICE AREA #69
SPECIAL DISTRICT

Fund 40875
Budget Unit 9307

Detail by Revenue Category and Expenditure Object	Actual 2011-12	Actual 2012-13	CAO Recommended 2013-14	Adopted by the Board of Supervisors 2013-14
1	2	3	4	5
TAXES	$ 2	$ 1	$	$
USE OF MONEY/PROPERTY	186	127	611	611
TOTAL REVENUE	**$ 188**	**$ 128**	**$ 611**	**$ 611**
SERVICES & SUPPLIES	$	$	$ 10	$ 10
OTHER CHARGES	340	264	490	490
TOTAL EXPENDITURES/APPROPRIATIONS	**$ 340**	**$ 264**	**$ 500**	**$ 500**
NET COST	**$ (152)**	**$ (136)**	**$ 111**	**$ 111**

State Controller Schedules
County Budget Act
January 2010 Edition, revision #1

COUNTY OF KERN
Special Districts and Other Agencies
Financing Sources and Uses by Budget Unit by Object
Fiscal Year 2013-14

Schedule 15

COUNTY SERVICE AREA #71
SPECIAL DISTRICT

Fund 40885
Budget Unit 9309

Detail by Revenue Category and Expenditure Object	Actual 2011-12	Actual 2012-13	CAO Recommended 2013-14	Adopted by the Board of Supervisors 2013-14
1	2	3	4	5
TAXES	$ 130,158	$ 128,460	$ 16,066	$ 16,066
FINES AND FORFEITURES	1,445	1,297		
USE OF MONEY/PROPERTY	2,815	2,096	11,333	11,333
CHARGES FOR SERVICES	(2,339)	(2,333)		
TOTAL REVENUE	**$ 132,079**	**$ 129,520**	**$ 27,399**	**$ 27,399**
APPROPRIATION FR CONTINGENCIES	$	$	$ 9,775	$ 9,775
SERVICES & SUPPLIES	14,946	4,422	68,025	68,025
OTHER CHARGES	77,438	94,276	103,200	103,200
TOTAL EXPENDITURES/APPROPRIATIONS	**$ 92,384**	**$ 98,698**	**$ 181,000**	**$ 181,000**
NET COST	**$ 39,695**	**$ 30,822**	**$ (153,601)**	**$ (153,601)**

State Controller Schedules
County Budget Act
January 2010 Edition, revision #1

COUNTY OF KERN
Special Districts and Other Agencies
Financing Sources and Uses by Budget Unit by Object
Fiscal Year 2013-14

Schedule 15

COUNTY SERVICE AREA #39 ZONE 4
SPECIAL DISTRICT

Fund 40722
Budget Unit 9313

Detail by Revenue Category and Expenditure Object	Actual 2011-12	Actual 2012-13	CAO Recommended 2013-14	Adopted by the Board of Supervisors 2013-14
1	2	3	4	5
TAXES	$ 1,049	$ 1,048	$	$
FINES AND FORFEITURES	18	12		
USE OF MONEY/PROPERTY	174	125	632	632
CHARGES FOR SERVICES	(23)	(23)		
TOTAL REVENUE	**$ 1,218**	**$ 1,162**	**$ 632**	**$ 632**
SERVICES & SUPPLIES	$	$ 09	$ 170	$ 170
OTHER CHARGES	137	145	230	230
TOTAL EXPENDITURES/APPROPRIATIONS	**$ 137**	**$ 154**	**$ 400**	**$ 400**
NET COST	**$ 1,081**	**$ 1,008**	**$ 232**	**$ 232**

State Controller Schedules
County Budget Act
January 2010 Edition, revision #1

COUNTY OF KERN
Special Districts and Other Agencies
Financing Sources and Uses by Budget Unit by Object
Fiscal Year 2013-14

Schedule 15

COUNTY SERVICE AREA #39 ZONE 5
SPECIAL DISTRICT

Fund 40723
Budget Unit 9314

Detail by Revenue Category and Expenditure Object	Actual 2011-12	Actual 2012-13	CAO Recommended 2013-14	Adopted by the Board of Supervisors 2013-14
1	2	3	4	5
TAXES	$ 285	$ 279	$ 266	$ 266
USE OF MONEY/PROPERTY	$	$	$ 28	$ 28
CHARGES FOR SERVICES	$ (6)	$ (6)	$	
TOTAL REVENUE	**$ 279**	**$ 273**	**$ 294**	**$ 294**
SERVICES & SUPPLIES	$	$	$ 10	$ 10
OTHER CHARGES	$ 12	$ 18	$ 90	$ 90
TOTAL EXPENDITURES/APPROPRIATIONS	**$ 12**	**$ 18**	**$ 100**	**$ 100**
NET COST	**$ 267**	**$ 255**	**$ 194**	**$ 194**

State Controller Schedules
County Budget Act
January 2010 Edition, revision #1

COUNTY OF KERN
Special Districts and Other Agencies
Financing Sources and Uses by Budget Unit by Object
Fiscal Year 2013-14

Schedule 15

COUNTY SERVICE AREA #71 ZONE 1
SPECIAL DISTRICT

Fund 40886
Budget Unit 9316

Detail by Revenue Category and Expenditure Object	Actual 2011-12	Actual 2012-13	CAO Recommended 2013-14	Adopted by the Board of Supervisors 2013-14
1	2	3	4	5
TAXES	$ 31,222	$ 31,677	$ 29,984	$ 29,984
FINES AND FORFEITURES	199	157		
USE OF MONEY/PROPERTY	571	382	1,641	1,641
CHARGES FOR SERVICES	(51)	(51)		
OTHER FINANCING SOURCES	219	216	198	198
TOTAL REVENUE	**$ 32,160**	**$ 32,381**	**$ 31,823**	**$ 31,823**
APPROPRIATION FR CONTINGENCIES	$	$	$ 2,914	$ 2,914
SERVICES & SUPPLIES	31,502	31,404	43,131	43,131
OTHER CHARGES	2,255	2,244	3,455	3,455
TOTAL EXPENDITURES/APPROPRIATIONS	**$ 33,757**	**$ 33,648**	**$ 49,500**	**$ 49,500**
NET COST	**$ (1,597)**	**$ (1,267)**	**$ (17,677)**	**$ (17,677)**

State Controller Schedules
County Budget Act
January 2010 Edition, revision #1

COUNTY OF KERN
Special Districts and Other Agencies
Financing Sources and Uses by Budget Unit by Object
Fiscal Year 2013-14

Schedule 15

COUNTY SERVICE AREA #71 ZONE 2
SPECIAL DISTRICT

Fund 40887
Budget Unit 9317

Detail by Revenue Category and Expenditure Object	Actual 2011-12	Actual 2012-13	CAO Recommended 2013-14	Adopted by the Board of Supervisors 2013-14
1	2	3	4	5
TAXES	$ 56,712	$ 55,856	$ 55,060	$ 55,060
FINES AND FORFEITURES	233	17		
USE OF MONEY/PROPERTY	816	553	2,589	2,589
CHARGES FOR SERVICES	(95)	(95)		
OTHER FINANCING SOURCES	292	290	275	275
TOTAL REVENUE	**$ 57,958**	**$ 56,621**	**$ 57,924**	**$ 57,924**
APPROPRIATION FR CONTINGENCIES	$	$	$ 3,575	$ 3,575
SERVICES & SUPPLIES	55,772	55,638	68,545	68,545
OTHER CHARGES	2,529	2,601	4,380	4,380
TOTAL EXPENDITURES/APPROPRIATIONS	**$ 58,301**	**$ 58,239**	**$ 76,500**	**$ 76,500**
NET COST	**$ (343)**	**$ (1,618)**	**$ (18,576)**	**$ (18,576)**

State Controller Schedules
County Budget Act
January 2010 Edition, revision #1

COUNTY OF KERN
Special Districts and Other Agencies
Financing Sources and Uses by Budget Unit by Object
Fiscal Year 2013-14

Schedule 15

COUNTY SERVICE AREA #72
SPECIAL DISTRICT

Fund 40890
Budget Unit 9318

Detail by Revenue Category and Expenditure Object	Actual 2011-12	Actual 2012-13	CAO Recommended 2013-14	Adopted by the Board of Supervisors 2013-14
1	2	3	4	5
TAXES	$ 1,570	$ 1,643	$ 1,563	$ 1,563
FINES AND FORFEITURES	4	6		
USE OF MONEY/PROPERTY	12	5	89	89
CHARGES FOR SERVICES	(16)	(16)		
OTHER FINANCING SOURCES	42	44	1,440	1,440
TOTAL REVENUE	**$ 1,612**	**$ 1,682**	**$ 3,092**	**$ 3,092**
SERVICES & SUPPLIES	$ 1,314	$ 1,322	$ 1,406	$ 1,406
OTHER CHARGES	484	408	594	594
TOTAL EXPENDITURES/APPROPRIATIONS	**$ 1,798**	**$ 1,730**	**$ 2,000**	**$ 2,000**
NET COST	**$ (186)**	**$ (48)**	**$ 1,092**	**$ 1,092**

State Controller Schedules
County Budget Act
January 2010 Edition, revision #1

COUNTY OF KERN
Special Districts and Other Agencies
Financing Sources and Uses by Budget Unit by Object
Fiscal Year 2013-14

Schedule 15

COUNTY SERVICE AREA #71 ZONE 3
SPECIAL DISTRICT

Fund 40888
Budget Unit 9319

Detail by Revenue Category and Expenditure Object	Actual 2011-12	Actual 2012-13	CAO Recommended 2013-14	Adopted by the Board of Supervisors 2013-14
1	2	3	4	5
TAXES	$ 396,406	$ 404,216	$ 429,688	$ 429,688
FINES AND FORFEITURES	4,029	3,047		
USE OF MONEY/PROPERTY	5,094	3,352	16,081	16,081
CHARGES FOR SERVICES	(474)	1,430		
OTHER FINANCING SOURCES	6,781	6,539	6,911	6,911
TOTAL REVENUE	**$ 411,836**	**$ 418,584**	**$ 452,680**	**$ 452,680**
APPROPRIATION FR CONTINGENCIES	$	$	$ 37,800	$ 37,800
SERVICES & SUPPLIES	326,125	364,296	427,000	427,000
OTHER CHARGES	87,297	75,927	92,500	92,500
TOTAL EXPENDITURES/APPROPRIATIONS	**$ 413,422**	**$ 440,223**	**$ 557,300**	**$ 557,300**
NET COST	**$ (1,586)**	**$ (21,639)**	**$ (104,620)**	**$ (104,620)**

State Controller Schedules
County Budget Act
January 2010 Edition, revision #1

COUNTY OF KERN
Special Districts and Other Agencies
Financing Sources and Uses by Budget Unit by Object
Fiscal Year 2013-14

Schedule 15

COUNTY SERVICE AREA #71 ZONE 5
SPECIAL DISTRICT

Fund 40893
Budget Unit 9321

Detail by Revenue Category and Expenditure Object	Actual 2011-12	Actual 2012-13	CAO Recommended 2013-14	Adopted by the Board of Supervisors 2013-14
1	2	3	4	5
TAXES	$ 73,691	$ 72,593	$ 67,850	$ 67,850
FINES AND FORFEITURES	630	277		
USE OF MONEY/PROPERTY	1,262	879	6,219	6,219
CHARGES FOR SERVICES	(1,199)	(1,162)		
OTHER FINANCING SOURCES	1,660	1,620	1,670	1,670
TOTAL REVENUE	**$ 76,044**	**$ 74,207**	**$ 75,739**	**$ 75,739**
APPROPRIATION FR CONTINGENCIES	$	$	$ 4,160	$ 4,160
SERVICES & SUPPLIES	45,986	52,256	55,100	55,100
OTHER CHARGES	23,149	21,360	24,240	24,240
TOTAL EXPENDITURES/APPROPRIATIONS	**$ 69,135**	**$ 73,616**	**$ 83,500**	**$ 83,500**
NET COST	**$ 6,909**	**$ 591**	**$ (7,761)**	**$ (7,761)**

State Controller Schedules
County Budget Act
January 2010 Edition, revision #1

COUNTY OF KERN
Special Districts and Other Agencies
Financing Sources and Uses by Budget Unit by Object
Fiscal Year 2013-14

Schedule 15

COUNTY SERVICE AREA #71 ZONE 6
SPECIAL DISTRICT

Fund 40894
Budget Unit 9322

Detail by Revenue Category and Expenditure Object	Actual 2011-12	Actual 2012-13	CAO Recommended 2013-14	Adopted by the Board of Supervisors 2013-14
1	2	3	4	5
TAXES	$ 390	$ 166	$ 152	$ 152
USE OF MONEY/PROPERTY	36	22	140	140
CHARGES FOR SERVICES	(6)	(6)		
OTHER FINANCING SOURCES	18	19	17	17
TOTAL REVENUE	**$ 438**	**$ 201**	**$ 309**	**$ 309**
SERVICES & SUPPLIES	$ 524	$ 513	$ 600	$ 600
OTHER CHARGES	190	231	265	265
TOTAL EXPENDITURES/APPROPRIATIONS	**$ 714**	**$ 744**	**$ 865**	**$ 865**
NET COST	**$ (276)**	**$ (543)**	**$ (556)**	**$ (556)**

State Controller Schedules
County Budget Act
January 2010 Edition, revision #1

COUNTY OF KERN
Special Districts and Other Agencies
Financing Sources and Uses by Budget Unit by Object
Fiscal Year 2013-14

Schedule 15

COUNTY SERVICE AREA #71 ZONE 7
SPECIAL DISTRICT

Fund 40895
Budget Unit 9323

Detail by Revenue Category and Expenditure Object	Actual 2011-12	Actual 2012-13	CAO Recommended 2013-14	Adopted by the Board of Supervisors 2013-14
1	2	3	4	5
TAXES	$ 172,355	$ 167,585	$	$
FINES AND FORFEITURES	2,633	1,126		
USE OF MONEY/PROPERTY	6,580	4,766	26,708	26,708
CHARGES FOR SERVICES	(632)	(588)		
TOTAL REVENUE	**$ 180,936**	**$ 172,889**	**$ 26,708**	**$ 26,708**
APPROPRIATION FR CONTINGENCIES	$	$	$ 17,500	$ 17,500
SERVICES & SUPPLIES	72,288	297,641	200,300	200,300
OTHER CHARGES	39,927	62,716	84,800	84,800
TOTAL EXPENDITURES/APPROPRIATIONS	**$ 112,215**	**$ 360,357**	**$ 302,600**	**$ 302,600**
NET COST	**$ 68,721**	**$ (187,468)**	**$ (275,892)**	**$ (275,892)**

State Controller Schedules
County Budget Act
January 2010 Edition, revision #1

COUNTY OF KERN
Special Districts and Other Agencies
Financing Sources and Uses by Budget Unit by Object
Fiscal Year 2013-14

Schedule 15

COUNTY SERVICE AREA #71 ZONE 8
SPECIAL DISTRICT

Fund 40896
Budget Unit 9324

Detail by Revenue Category and Expenditure Object	Actual 2011-12	Actual 2012-13	CAO Recommended 2013-14	Adopted by the Board of Supervisors 2013-14
1	2	3	4	5
TAXES	$ 258,697	$ 249,760	$ 235,719	$ 235,719
FINES AND FORFEITURES	3,679	1,654		
USE OF MONEY/PROPERTY	5,671	3,725	22,680	22,680
CHARGES FOR SERVICES	(437)	(394)		
TOTAL REVENUE	**$ 267,610**	**$ 254,745**	**$ 258,399**	**$ 258,399**
APPROPRIATION FR CONTINGENCIES	$	$	$ 19,817	$ 19,817
SERVICES & SUPPLIES	217,314	237,008	272,883	272,883
OTHER CHARGES	81,857	79,427	92,300	92,300
TOTAL EXPENDITURES/APPROPRIATIONS	**$ 299,171**	**$ 316,435**	**$ 385,000**	**$ 385,000**
NET COST	**$ (31,561)**	**$ (61,690)**	**$ (126,601)**	**$ (126,601)**

State Controller Schedules
County Budget Act
January 2010 Edition, revision #1

COUNTY OF KERN
Special Districts and Other Agencies
Financing Sources and Uses by Budget Unit by Object
Fiscal Year 2013-14

Schedule 15

COUNTY SERVICE AREA #71 ZONE 9
SPECIAL DISTRICT

Fund 40901
Budget Unit 9328

Detail by Revenue Category and Expenditure Object	Actual 2011-12	Actual 2012-13	CAO Recommended 2013-14	Adopted by the Board of Supervisors 2013-14
1	2	3	4	5
TAXES	$ 2,325	$ 1,140	$ 1,069	$ 1,069
FINES AND FORFEITURES	07			
USE OF MONEY/PROPERTY	522	324	2,110	2,110
CHARGES FOR SERVICES	(15)	(15)		
TOTAL REVENUE	**$ 2,839**	**$ 1,449**	**$ 3,179**	**$ 3,179**
SERVICES & SUPPLIES	$ 7,139	$ 7,083	$ 8,040	$ 8,040
OTHER CHARGES	2,057	2,138	2,360	2,360
TOTAL EXPENDITURES/APPROPRIATIONS	**$ 9,196**	**$ 9,221**	**$ 10,400**	**$ 10,400**
NET COST	**$ (6,357)**	**$ (7,772)**	**$ (7,221)**	**$ (7,221)**

State Controller Schedules
County Budget Act
January 2010 Edition, revision #1

COUNTY OF KERN
Special Districts and Other Agencies
Financing Sources and Uses by Budget Unit by Object
Fiscal Year 2013-14

Schedule 15

COUNTY SERVICE AREA #81
SPECIAL DISTRICT

Fund 40904
Budget Unit 9331

Detail by Revenue Category and Expenditure Object	Actual 2011-12	Actual 2012-13	CAO Recommended 2013-14	Adopted by the Board of Supervisors 2013-14
1	2	3	4	5
TAXES	$ 68	$ 63	$	$
FINES AND FORFEITURES	18	22		
USE OF MONEY/PROPERTY	224	145	958	958
OTHER FINANCING SOURCES	68	64	52	52
TOTAL REVENUE	**$ 378**	**$ 294**	**$ 1,010**	**$ 1,010**
SERVICES & SUPPLIES	$ 1,740	$ 1,743	$ 1,903	$ 1,903
OTHER CHARGES	524	532	697	697
TOTAL EXPENDITURES/APPROPRIATIONS	**$ 2,264**	**$ 2,275**	**$ 2,600**	**$ 2,600**
NET COST	**$ (1,886)**	**$ (1,981)**	**$ (1,590)**	**$ (1,590)**

State Controller Schedules
County Budget Act
January 2010 Edition, revision #1

COUNTY OF KERN
Special Districts and Other Agencies
Financing Sources and Uses by Budget Unit by Object
Fiscal Year 2013-14

Schedule 15

COUNTY SERVICE AREA #85
SPECIAL DISTRICT

Fund 40906
Budget Unit 9333

Detail by Revenue Category and Expenditure Object	Actual 2011-12	Actual 2012-13	CAO Recommended 2013-14	Adopted by the Board of Supervisors 2013-14
1	2	3	4	5
TAXES	$ 475	$ 344	$	$
FINES AND FORFEITURES	189	229		
USE OF MONEY/PROPERTY	875	548	3,283	3,283
TOTAL REVENUE	**$ 1,539**	**$ 1,121**	**$ 3,283**	**$ 3,283**
APPROPRIATION FR CONTINGENCIES	$	$	$ 1,000	$ 1,000
SERVICES & SUPPLIES	10,002	14,749	14,520	14,520
OTHER CHARGES	2,582	3,496	3,480	3,480
TOTAL EXPENDITURES/APPROPRIATIONS	**$ 12,584**	**$ 18,245**	**$ 19,000**	**$ 19,000**
NET COST	**$ (11,045)**	**$ (17,124)**	**$ (15,717)**	**$ (15,717)**

State Controller Schedules
County Budget Act
January 2010 Edition, revision #1

COUNTY OF KERN
Special Districts and Other Agencies
Financing Sources and Uses by Budget Unit by Object
Fiscal Year 2013-14

Schedule 15

COUNTY SERVICE AREA #87
SPECIAL DISTRICT

Fund 40911
Budget Unit 9337

Detail by Revenue Category and Expenditure Object	Actual 2011-12	Actual 2012-13	CAO Recommended 2013-14	Adopted by the Board of Supervisors 2013-14
1	2	3	4	5
TAXES	$ 3,041	$ 3,347	$ 3,164	$ 3,164
FINES AND FORFEITURES		3		
USE OF MONEY/PROPERTY	87	65	350	350
CHARGES FOR SERVICES	(25)	(25)		
TOTAL REVENUE	**$ 3,103**	**$ 3,390**	**$ 3,514**	**$ 3,514**
SERVICES & SUPPLIES	$ 1,269	$ 665	$ 4,510	$ 4,510
OTHER CHARGES	864	680	1,390	1,390
TOTAL EXPENDITURES/APPROPRIATIONS	**$ 2,133**	**$ 1,345**	**$ 5,900**	**$ 5,900**
NET COST	**$ 970**	**$ 2,045**	**$ (2,386)**	**$ (2,386)**

State Controller Schedules
County Budget Act
January 2010 Edition, revision #1

COUNTY OF KERN
Special Districts and Other Agencies
Financing Sources and Uses by Budget Unit by Object
Fiscal Year 2013-14

Schedule 15

COUNTY SERVICE AREA #87.2
SPECIAL DISTRICT

Fund 40910
Budget Unit 9338

Detail by Revenue Category and Expenditure Object	Actual 2011-12	Actual 2012-13	CAO Recommended 2013-14	Adopted by the Board of Supervisors 2013-14
1	2	3	4	5
TAXES	$ 3,248	$ 3,157	$ 3,078	$ 3,078
USE OF MONEY/PROPERTY	5	15	101	101
CHARGES FOR SERVICES	(7)	(7)		
TOTAL REVENUE	**$ 3,246**	**$ 3,165**	**$ 3,179**	**$ 3,179**
SERVICES & SUPPLIES	$ 171	$ 1,920	$ 2,170	$ 2,170
OTHER CHARGES	730	548	630	630
TOTAL EXPENDITURES/APPROPRIATIONS	**$ 901**	**$ 2,468**	**$ 2,800**	**$ 2,800**
NET COST	**$ 2,345**	**$ 697**	**$ 379**	**$ 379**

State Controller Schedules
County Budget Act
January 2010 Edition, revision #1

COUNTY OF KERN
Special Districts and Other Agencies
Financing Sources and Uses by Budget Unit by Object
Fiscal Year 2013-14

Schedule 15

COUNTY SERVICE AREA #89
SPECIAL DISTRICT

Fund 40913
Budget Unit 9339

Detail by Revenue Category and Expenditure Object	Actual 2011-12	Actual 2012-13	CAO Recommended 2013-14	Adopted by the Board of Supervisors 2013-14
1	2	3	4	5
TAXES	$ 3,216	$ 3,448	$ 3,161	$ 3,161
FINES AND FORFEITURES		31		
USE OF MONEY/PROPERTY	105	26	1	1
CHARGES FOR SERVICES	(4)	(4)		
OTHER FINANCING SOURCES	28	33	10	10
TOTAL REVENUE	**$ 3,345**	**$ 3,534**	**$ 3,172**	**$ 3,172**
SERVICES & SUPPLIES	$ 10,390	$ 1,476	$ 1,408	$ 1,408
OTHER CHARGES	2,886	429	592	592
TOTAL EXPENDITURES/APPROPRIATIONS	**$ 13,276**	**$ 1,905**	**$ 2,000**	**$ 2,000**
NET COST	**$ (9,931)**	**$ 1,629**	**$ 1,172**	**$ 1,172**

State Controller Schedules
County Budget Act
January 2010 Edition, revision #1

COUNTY OF KERN
Special Districts and Other Agencies
Financing Sources and Uses by Budget Unit by Object
Fiscal Year 2013-14

Schedule 15

COUNTY SERVICE AREA #91
SPECIAL DISTRICT

Fund 40914
Budget Unit 9340

Detail by Revenue Category and Expenditure Object	Actual 2011-12	Actual 2012-13	CAO Recommended 2013-14	Adopted by the Board of Supervisors 2013-14
1	2	3	4	5
USE OF MONEY/PROPERTY	$ 81	$ 44	$ 224	$ 224
OTHER FINANCING SOURCES	25	56	44	44
TOTAL REVENUE	**$ 106**	**$ 100**	**$ 268**	**$ 268**
SERVICES & SUPPLIES	$ 621	$ 638	$ 753	$ 753
OTHER CHARGES	1,621	163	1,447	1,447
TOTAL EXPENDITURES/APPROPRIATIONS	**$ 2,242**	**$ 801**	**$ 2,200**	**$ 2,200**
NET COST	**$ (2,136)**	**$ (701)**	**$ (1,932)**	**$ (1,932)**

State Controller Schedules
County Budget Act
January 2010 Edition, revision #1

COUNTY OF KERN
Special Districts and Other Agencies
Financing Sources and Uses by Budget Unit by Object
Fiscal Year 2013-14

Schedule 15

COUNTY SERVICE AREA #92
SPECIAL DISTRICT

Fund 40915
Budget Unit 9341

Detail by Revenue Category and Expenditure Object	Actual 2011-12	Actual 2012-13	CAO Recommended 2013-14	Adopted by the Board of Supervisors 2013-14
1	2	3	4	5
TAXES	$ 2,647	$ 2,846	$ 2,583	$ 2,583
FINES AND FORFEITURES	32	68		
USE OF MONEY/PROPERTY	137	73	325	325
CHARGES FOR SERVICES	(8)	(8)		
OTHER FINANCING SOURCES	106	150	160	160
TOTAL REVENUE	**$ 3,778**	**$ 3,993**	**$ 3,068**	**$ 3,068**
APPROPRIATION FR CONTINGENCIES	$	$	$ 400	$ 400
SERVICES & SUPPLIES	2,606	6,912	5,409	5,409
OTHER CHARGES	1,096	1,235	2,191	2,191
TOTAL EXPENDITURES/APPROPRIATIONS	**$ 3,702**	**$ 8,147**	**$ 8,000**	**$ 8,000**
NET COST	**$ 76**	**$ (4,154)**	**$ (4,932)**	**$ (4,932)**

State Controller Schedules
County Budget Act
January 2010 Edition, revision #1

COUNTY OF KERN
Special Districts and Other Agencies
Financing Sources and Uses by Budget Unit by Object
Fiscal Year 2013-14

Schedule 15

COUNTY SERVICE AREA #92 ZONE 1
SPECIAL DISTRICT

Fund 40916
Budget Unit 9342

Detail by Revenue Category and Expenditure Object	Actual 2011-12	Actual 2012-13	CAO Recommended 2013-14	Adopted by the Board of Supervisors 2013-14
1	2	3	4	5
TAXES	$ 3,673	$ 3,542	$ 5,397	$ 5,397
FINES AND FORFEITURES	217	422		
USE OF MONEY/PROPERTY	333	195	979	979
CHARGES FOR SERVICES	(8)	(8)		
MISCELLANEOUS	903	903		
TOTAL REVENUE	**$ 5,118**	**$ 5,054**	**$ 6,376**	**$ 6,376**
APPROPRIATION FR CONTINGENCIES	$	$	$ 746	$ 746
SERVICES & SUPPLIES	8,867	9,038	10,814	10,814
OTHER CHARGES	1,996	2,246	2,940	2,940
TOTAL EXPENDITURES/APPROPRIATIONS	**$ 10,863**	**$ 11,284**	**$ 14,500**	**$ 14,500**
NET COST	**$ (5,745)**	**$ (6,230)**	**$ (8,124)**	**$ (8,124)**

State Controller Schedules
County Budget Act
January 2010 Edition, revision #1

COUNTY OF KERN
Special Districts and Other Agencies
Financing Sources and Uses by Budget Unit by Object
Fiscal Year 2013-14

Schedule 15

COUNTY SERVICE AREA #92 ZONE 2
SPECIAL DISTRICT

Fund 40917
Budget Unit 9343

Detail by Revenue Category and Expenditure Object	Actual 2011-12	Actual 2012-13	CAO Recommended 2013-14	Adopted by the Board of Supervisors 2013-14
1	2	3	4	5
TAXES	$ 816	$ 1,065	$ 964	$ 964
FINES AND FORFEITURES	13	31		
USE OF MONEY/PROPERTY	70	54	272	272
CHARGES FOR SERVICES	(08)	(08)		
MISCELLANEOUS	258	323		
TOTAL REVENUE	**$ 1,149**	**$ 1,465**	**$ 1,236**	**$ 1,236**
SERVICES & SUPPLIES	$	$ 05	$ 101	$ 101
OTHER CHARGES	55	79	299	299
TOTAL EXPENDITURES/APPROPRIATIONS	**$ 55**	**$ 84**	**$ 400**	**$ 400**
NET COST	**$ 1,094**	**$ 1,381**	**$ 836**	**$ 836**

State Controller Schedules
County Budget Act
January 2010 Edition, revision #1

COUNTY OF KERN
Special Districts and Other Agencies
Financing Sources and Uses by Budget Unit by Object
Fiscal Year 2013-14

Schedule 15

COUNTY SERVICE AREA 71 ZONE 10
SPECIAL DISTRICT

Fund 40908
Budget Unit 9344

Detail by Revenue Category and Expenditure Object	Actual 2011-12	Actual 2012-13	CAO Recommended 2013-14	Adopted by the Board of Supervisors 2013-14
1	2	3	4	5
TAXES	$ 1,081	$ 176	$	$
FINES AND FORFEITURES	211	108		
USE OF MONEY/PROPERTY	2,925	1,765	8,499	8,499
TOTAL REVENUE	**$ 4,217**	**$ 2,049**	**$ 8,499**	**$ 8,499**
SERVICES & SUPPLIES	$ 35,398	$ 40,062	$ 48,650	$ 48,650
OTHER CHARGES	16,212	17,362	22,150	22,150
TOTAL EXPENDITURES/APPROPRIATIONS	**$ 51,610**	**$ 57,424**	**$ 70,800**	**$ 70,800**
NET COST	**$ (47,393)**	**$ (55,375)**	**$ (62,301)**	**$ (62,301)**

State Controller Schedules
County Budget Act
January 2010 Edition, revision #1

COUNTY OF KERN
Special Districts and Other Agencies
Financing Sources and Uses by Budget Unit by Object
Fiscal Year 2013-14

Schedule 15

COUNTY SERVICE AREA #95-CONSTR
SPECIAL DISTRICT

Fund 40918
Budget Unit 9345

Detail by Revenue Category and Expenditure Object	Actual 2011-12	Actual 2012-13	CAO Recommended 2013-14	Adopted by the Board of Supervisors 2013-14
1	2	3	4	5
TAXES	$ 1,769	$ 2,118	$ 2,198	$ 2,198
FINES AND FORFEITURES		26		
USE OF MONEY/PROPERTY	343	269	1,379	1,379
INTERGOVERNMENTAL	6,299	6,299	6,299	6,299
CHARGES FOR SERVICES	(2)	(4)		
TOTAL REVENUE	**$ 8,409**	**$ 8,708**	**$ 9,876**	**$ 9,876**
APPROPRIATION FR CONTINGENCIES	$	$	$ 350	$ 350
SERVICES & SUPPLIES	3,438	56	5,010	5,010
OTHER CHARGES	1,339	803	1,440	1,440
TOTAL EXPENDITURES/APPROPRIATIONS	**$ 4,777**	**$ 859**	**$ 6,800**	**$ 6,800**
NET COST	**$ 3,632**	**$ 7,849**	**$ 3,076**	**$ 3,076**

State Controller Schedules
County Budget Act
January 2010 Edition, revision #1

COUNTY OF KERN
Special Districts and Other Agencies
Financing Sources and Uses by Budget Unit by Object
Fiscal Year 2013-14

Schedule 15

CSA #94
SPECIAL DISTRICT

Fund 40920
Budget Unit 9347

Detail by Revenue Category and Expenditure Object	Actual 2011-12	Actual 2012-13	CAO Recommended 2013-14	Adopted by the Board of Supervisors 2013-14
1	2	3	4	5
TAXES	$ 439	$ 438	$ 409	$ 409
FINES AND FORFEITURES	1	1		
USE OF MONEY/PROPERTY	17	14	108	108
CHARGES FOR SERVICES	(9)	(9)		
TOTAL REVENUE	**$ 448**	**$ 444**	**$ 517**	**$ 517**
SERVICES & SUPPLIES	$	$	$ 10	$ 10
OTHER CHARGES	50	91	290	290
TOTAL EXPENDITURES/APPROPRIATIONS	**$ 50**	**$ 91**	**$ 300**	**$ 300**
NET COST	**$ 398**	**$ 353**	**$ 217**	**$ 217**

State Controller Schedules
County Budget Act
January 2010 Edition, revision #1

COUNTY OF KERN
Special Districts and Other Agencies
Financing Sources and Uses by Budget Unit by Object
Fiscal Year 2013-14

Schedule 15

CSA #94 ZONE 1
SPECIAL DISTRICT

Fund 40921
Budget Unit 9348

Detail by Revenue Category and Expenditure Object	Actual 2011-12	Actual 2012-13	CAO Recommended 2013-14	Adopted by the Board of Supervisors 2013-14
1	2	3	4	5
USE OF MONEY/PROPERTY	$ 75	$ 52	$ 247	$ 247
TOTAL REVENUE	**$ 75**	**$ 52**	**$ 247**	**$ 247**
SERVICES & SUPPLIES	$	$ 04	$ 10	$ 10
OTHER CHARGES	56	58	190	190
TOTAL EXPENDITURES/APPROPRIATIONS	**$ 56**	**$ 62**	**$ 200**	**$ 200**
NET COST	**$ 19**	**$ (10)**	**$ 47**	**$ 47**

State Controller Schedules
County Budget Act
January 2010 Edition, revision #1

COUNTY OF KERN
Special Districts and Other Agencies
Financing Sources and Uses by Budget Unit by Object
Fiscal Year 2013-14

Schedule 15

COUNTY SERVICE AREA #97 ZONE 1
SPECIAL DISTRICT

Fund 40922
Budget Unit 9349

Detail by Revenue Category and Expenditure Object	Actual 2011-12	Actual 2012-13	CAO Recommended 2013-14	Adopted by the Board of Supervisors 2013-14
1	2	3	4	5
TAXES	$ 2,525	$	$	$
USE OF MONEY/PROPERTY	29	30	116	116
CHARGES FOR SERVICES	(06)			
OTHER FINANCING SOURCES	48	48	04	04
TOTAL REVENUE	**$ 2,596**	**$ 78**	**$ 120**	**$ 120**
SERVICES & SUPPLIES	$	$	$ 26	$ 26
OTHER CHARGES	27	36	174	174
TOTAL EXPENDITURES/APPROPRIATIONS	**$ 27**	**$ 36**	**$ 200**	**$ 200**
NET COST	**$ 2,569**	**$ 42**	**$ (80)**	**$ (80)**

State Controller Schedules
County Budget Act
January 2010 Edition, revision #1

COUNTY OF KERN
Special Districts and Other Agencies
Financing Sources and Uses by Budget Unit by Object
Fiscal Year 2013-14

Schedule 15

COUNTY SERVICE AREA #97 ZONE 2
SPECIAL DISTRICT

Fund 40923
Budget Unit 9350

Detail by Revenue Category and Expenditure Object	Actual 2011-12	Actual 2012-13	CAO Recommended 2013-14	Adopted by the Board of Supervisors 2013-14
1	2	3	4	5
TAXES	$ 5,293	$ 5,293	$	$
USE OF MONEY/PROPERTY	143	126	653	653
CHARGES FOR SERVICES	(6)	(6)		
TOTAL REVENUE	**$ 5,430**	**$ 5,413**	**$ 653**	**$ 653**
SERVICES & SUPPLIES	$	$ 03	$ 10	$ 10
OTHER CHARGES	53	54	190	190
TOTAL EXPENDITURES/APPROPRIATIONS	**$ 53**	**$ 57**	**$ 200**	**$ 200**
NET COST	**$ 5,377**	**$ 5,356**	**$ 453**	**$ 453**

State Controller Schedules
County Budget Act
January 2010 Edition, revision #1

COUNTY OF KERN
Special Districts and Other Agencies
Financing Sources and Uses by Budget Unit by Object
Fiscal Year 2013-14

Schedule 15

COUNTY SERVICE AREA #97
SPECIAL DISTRICT

Fund 40925
Budget Unit 9352

Detail by Revenue Category and Expenditure Object	Actual 2011-12	Actual 2012-13	CAO Recommended 2013-14	Adopted by the Board of Supervisors 2013-14
1	2	3	4	5
TAXES	$ 3,505	$	$	$
USE OF MONEY/PROPERTY	95	80	490	490
CHARGES FOR SERVICES	(6)			
OTHER FINANCING SOURCES	50	50	04	04
TOTAL REVENUE	**$ 3,644**	**$ 130**	**$ 494**	**$ 494**
SERVICES & SUPPLIES	$	$	$ 76	$ 76
OTHER CHARGES	46	77	124	124
TOTAL EXPENDITURES/APPROPRIATIONS	**$ 46**	**$ 77**	**$ 200**	**$ 200**
NET COST	**$ 3,598**	**$ 53**	**$ 294**	**$ 294**

State Controller Schedules
County Budget Act
January 2010 Edition, revision #1

COUNTY OF KERN
Special Districts and Other Agencies
Financing Sources and Uses by Budget Unit by Object
Fiscal Year 2013-14

Schedule 15

COUNTY SERVICE AREA #36 ZONE 1
SPECIAL DISTRICT

Fund 40711
Budget Unit 9364

Detail by Revenue Category and Expenditure Object	Actual 2011-12	Actual 2012-13	CAO Recommended 2013-14	Adopted by the Board of Supervisors 2013-14
1	2	3	4	5
TAXES	$	$ 2,556	$ 2,426	$ 2,426
USE OF MONEY/PROPERTY		1	96	96
CHARGES FOR SERVICES		(2)		
TOTAL REVENUE	**$**	**$ 2,555**	**$ 2,522**	**$ 2,522**
CAPITAL ASSETS	$	$	$	$
TOTAL EXPENDITURES/APPROPRIATIONS	**$**	**$**	**$**	**$**
NET COST	**$**	**$ 2,555**	**$ 2,522**	**$ 2,522**

State Controller Schedules
County Budget Act
January 2010 Edition, revision #1

COUNTY OF KERN
Special Districts and Other Agencies
Financing Sources and Uses by Budget Unit by Object
Fiscal Year 2013-14

Schedule 15

COUNTY SERVICE AREA #36 ZONE 2
SPECIAL DISTRICT

Fund 40712
Budget Unit 9365

Detail by Revenue Category and Expenditure Object	Actual 2011-12	Actual 2012-13	CAO Recommended 2013-14	Adopted by the Board of Supervisors 2013-14
1	2	3	4	5
TAXES	$	$ 1,290	$ 1,225	$ 1,225
USE OF MONEY/PROPERTY		1	49	49
CHARGES FOR SERVICES		(2)		
TOTAL REVENUE	**$**	**$ 1,289**	**$ 1,274**	**$ 1,274**
CAPITAL ASSETS	$	$	$	$
TOTAL EXPENDITURES/APPROPRIATIONS	**$**	**$**	**$**	**$**
NET COST	**$**	**$ 1,289**	**$ 1,274**	**$ 1,274**

State Controller Schedules
County Budget Act
January 2010 Edition, revision #1

COUNTY OF KERN
Special Districts and Other Agencies
Financing Sources and Uses by Budget Unit by Object
Fiscal Year 2013-14

Schedule 15

COUNTY SERVICE AREA #36 ZONE 3
SPECIAL DISTRICT

Fund 40713
Budget Unit 9366

Detail by Revenue Category and Expenditure Object	Actual 2011-12	Actual 2012-13	CAO Recommended 2013-14	Adopted by the Board of Supervisors 2013-14
1	2	3	4	5
TAXES	$	$ 3,772	$ 3,581	$ 3,581
USE OF MONEY/PROPERTY		2	142	142
CHARGES FOR SERVICES		(2)		
TOTAL REVENUE	**$**	**$ 3,772**	**$ 3,723**	**$ 3,723**
CAPITAL ASSETS	$	$	$	$
TOTAL EXPENDITURES/APPROPRIATIONS	**$**	**$**	**$**	**$**
NET COST	**$**	**$ 3,772**	**$ 3,723**	**$ 3,723**

State Controller Schedules
County Budget Act
January 2010 Edition, revision #1

COUNTY OF KERN
Special Districts and Other Agencies
Financing Sources and Uses by Budget Unit by Object
Fiscal Year 2013-14

Schedule 15

KERN SANITATION AUTHORITY
SPECIAL DISTRICT - ENTERPRISE

Fund 40332
Budget Unit 9144

Detail by Revenue Category and Expenditure Object	Actual 2011-12	Actual 2012-13	CAO Recommended 2013-14	Adopted by the Board of Supervisors 2013-14
1	2	3	4	5
TAXES	$ 2,440,788	$ 2,511,733	$ 2,541,900	$ 2,541,900
LICENSES AND PERMITS	139	2,411		$
FINES AND FORFEITURES	49,776	58,298	49,500	49,500
USE OF MONEY/PROPERTY	123,842	110,421	130,000	130,000
CHARGES FOR SERVICES	723,063	760,826	794,748	794,748
MISCELLANEOUS	424	26,888	29,750	29,750
NON-REVENUE RECEIPTS	312,084	320,240	400,000	400,000
TOTAL REVENUE	**$ 3,650,116**	**$ 3,790,817**	**$ 3,945,898**	**$ 3,945,898**
SALARIES & EMPLOYEE BENEFITS	$ 1,541,399	$ 1,665,784	$ 1,850,790	$ 1,850,790
SERVICES & SUPPLIES	1,178,765	1,093,308	1,949,481	1,949,481
OTHER CHARGES	356,443	343,901	442,600	442,600
CAPITAL ASSETS		106,100	787,400	787,400
TOTAL EXPENDITURES/APPROPRIATIONS	**$ 3,076,607**	**$ 3,209,093**	**$ 5,030,271**	**$ 5,030,271**
NET COST	**$ 573,509**	**$ 581,724**	**$ (1,084,373)**	**$ (1,084,373)**

State Controller Schedules
County Budget Act
January 2010 Edition, revision #1

COUNTY OF KERN
Special Districts and Other Agencies
Financing Sources and Uses by Budget Unit by Object
Fiscal Year 2013-14

Schedule 15

FORD CITY-TAFT HTS SANIT M&O
SPECIAL DISTRICT - ENTERPRISE

Fund 40313
Budget Unit 9146

Detail by Revenue Category and Expenditure Object	Actual 2011-12	Actual 2012-13	CAO Recommended 2013-14	Adopted by the Board of Supervisors 2013-14
1	2	3	4	5
TAXES	$ 557,258	$ 578,198	$ 586,300	$ 586,300
FINES AND FORFEITURES	10,021	12,257	13,300	13,300
USE OF MONEY/PROPERTY	10,308	7,899	16,000	16,000
CHARGES FOR SERVICES	19,848	17,760	18,130	18,130
MISCELLANEOUS	15,689	15,038	18,010	18,010
NON-REVENUE RECEIPTS	52,665	51,343	120,000	120,000
TOTAL REVENUE	**$ 665,789**	**$ 682,495**	**$ 771,740**	**$ 771,740**
SERVICES & SUPPLIES	$ 493,554	$ 686,297	$ 906,120	$ 906,120
OTHER CHARGES	61,957	57,054	127,300	127,300
TOTAL EXPENDITURES/APPROPRIATIONS	**$ 555,511**	**$ 743,351**	**$ 1,033,420**	**$ 1,033,420**
NET COST	**$ 110,278**	**$ (60,856)**	**$ (261,680)**	**$ (261,680)**

State Controller Schedules
County Budget Act
January 2010 Edition, revision #1

COUNTY OF KERN
Special Districts and Other Agencies
Financing Sources and Uses by Budget Unit by Object
Fiscal Year 2013-14

Schedule 15

IHSS PUBLIC AUTHORITY
SPECIAL DISTRICT

Fund 40491
Budget Unit 9147

Detail by Revenue Category and Expenditure Object	Actual 2011-12	Actual 2012-13	CAO Recommended 2013-14	Adopted by the Board of Supervisors 2013-14
1	2	3	4	5
USE OF MONEY/PROPERTY	$ 2,442	$ 2,236	$ 1,300	$ 1,300
INTERGOVERNMENTAL	2,044,775	2,486,768	2,663,585	2,663,585
MISCELLANEOUS		117.796		
OTHER FINANCING SOURCES	7,663,618	7,550,677	7,858,870	7,858,870
TOTAL REVENUE	**$ 9,710,835**	**$ 10,157,477**	**$ 10,523,755**	**$ 10,523,755**
SERVICES & SUPPLIES	$ 39,970	$ 44,450	$ 57,472	$ 57,472
OTHER CHARGES	9,855,816	9,641,129	10,422,283	10,422,283
CAPITAL ASSETS			44,000	44,000
TOTAL EXPENDITURES/APPROPRIATIONS	**$ 9,895,786**	**$ 9,685,579**	**$ 10,523,755**	**$ 10,523,755**
NET COST	**$ (184,951)**	**$ 471,898**	**$**	