COUNTY OF KERN

ADOPTED BUDGET

2012-2013

Published by Order of
Board of Supervisors
County of Kern

Compiled by the Office of
Ann K. Barnett
Auditor-Controller-County Clerk

THIS PAGE INTENTIONALLY LEFT BLANK

PREFACE

In accordance with the provisions of Sections 29000 to 29144, inclusive, of the Government Code, the Board of Supervisors herewith presents to the tax payers of Kern County the

COUNTY BUDGET

For the fiscal year beginning July 1, 2012 and ending June 30, 2013, adopted by a resolution of this Board on August 28, 2012.

This Budget is in accordance with statutory provisions and shows the amounts that have been approved for Salaries and Employee Benefits, Services and Supplies, and Fixed Assets for the various departments of the County Government; for the requirements of the Special Districts within the County whose affairs and funds are under the supervision and control of the County Board of Supervisors.

Also included are statements exhibiting estimates of the revenues other than taxes that are expected to accrue during the fiscal period and the source thereof, and other available funds that are to be applied in the financing of the Budget.

Published by Order of the
Board of Supervisors

John Nilon
County Administrative Officer

Compiled by
Ann K. Barnett
Auditor-Controller-County Clerk

Respectfully submitted,
BOARD OF SUPERVISORS OF KERN COUNTY

Jon McQuiston	Supervisor District 1
Zack Scrivner	Supervisor District 2
Mike Maggard	Supervisor District 3
Ray A. Watson	Supervisor District 4
Karen Goh	Supervisor District 5

FINANCING SOURCES

Governmental Funds

2012-2013 ADOPTED BUDGET

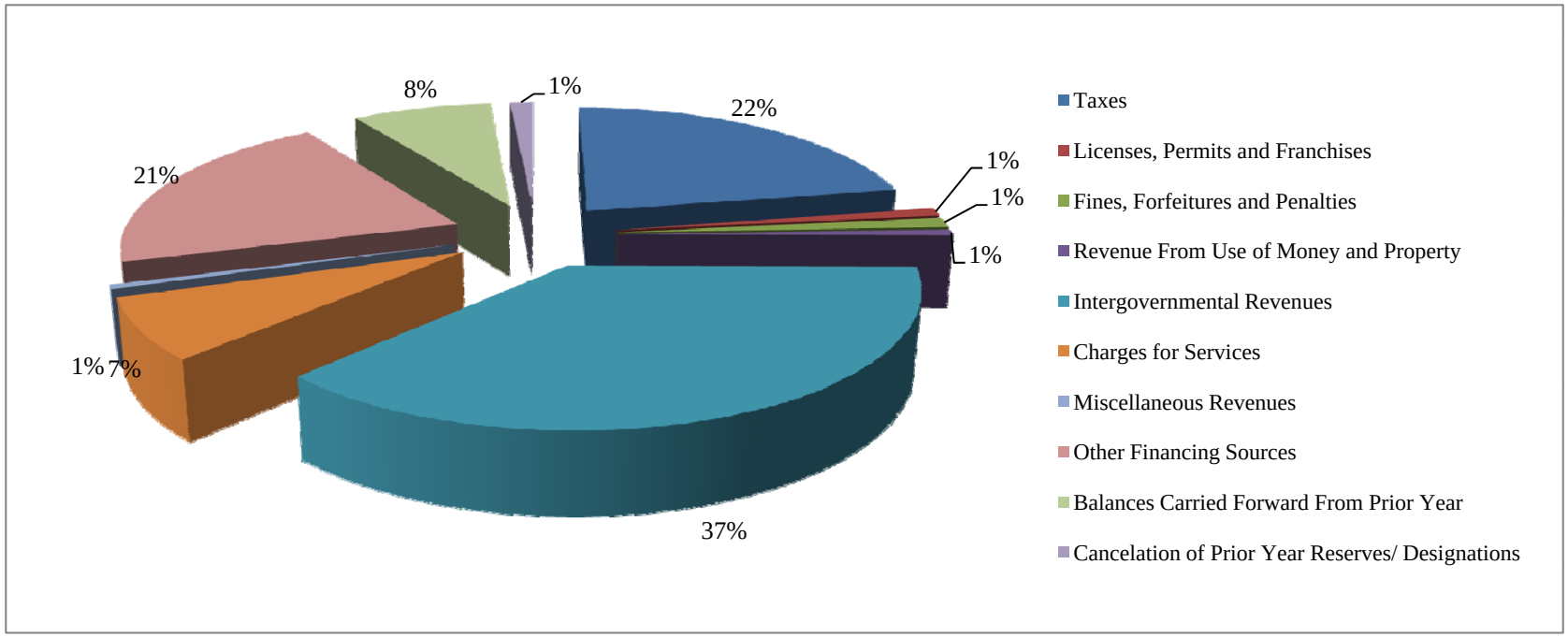

SUMMARIZATION BY SOURCE:		**Amount**	**Percent**
Taxes	$	416,099,111	22.11%
Licenses, Permits and Franchises		18,870,089	1.00%
Fines, Forfeitures and Penalties		23,395,034	1.24%
Revenue From Use of Money and Property		15,101,724	0.80%
Intergovernmental Revenues		698,799,561	37.13%
Charges for Services		140,157,136	7.45%
Miscellaneous Revenues		10,079,999	0.54%
Other Financing Sources		386,116,605	20.51%
Balances Carried Forward From Prior Year		149,830,898	7.96%
Cancelation of Prior Year Reserves/ Designations		23,690,375	1.26%
TOTAL FINANCING SOURCES:	$	1,882,140,532	100.00%

USE OF FUNDS

Governmental Funds

2012-2013 ADOPTED BUDGET

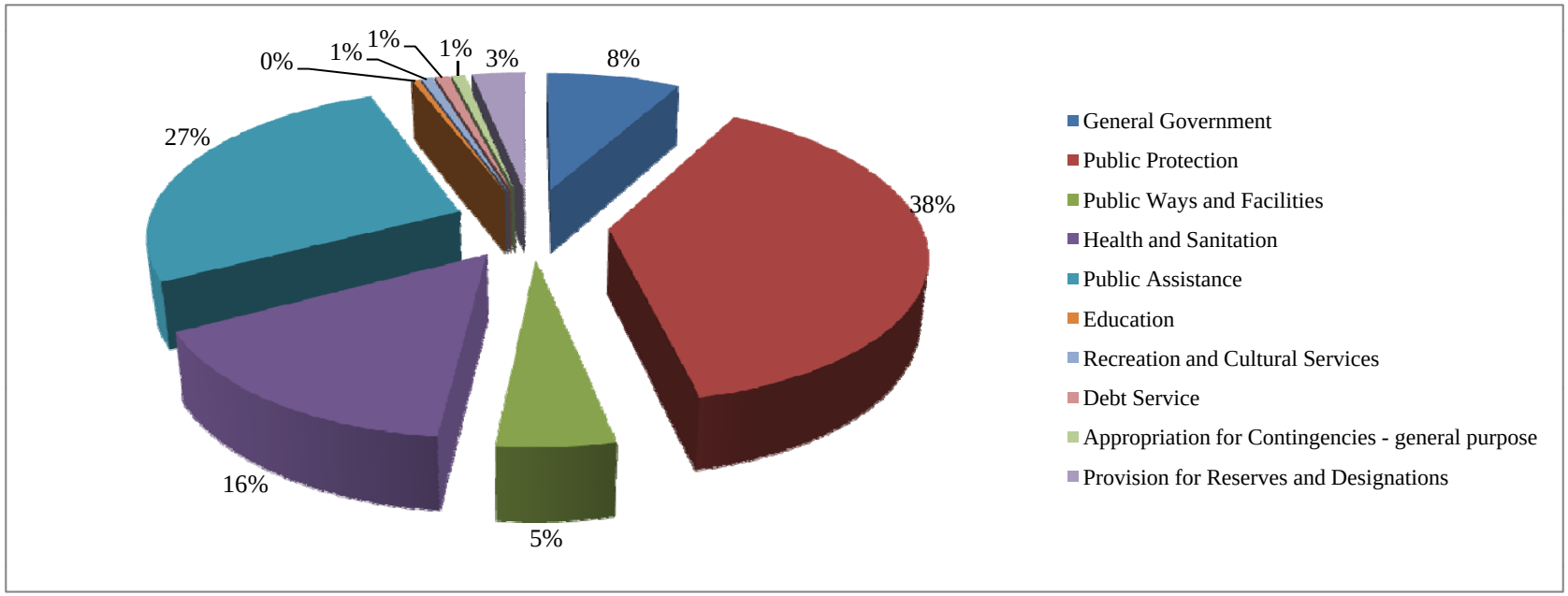

SUMMARIZATION BY FUNCTION:		**Amount**	**Percent**
General Government	$	153,795,481	8.17%
Public Protection		724,166,476	38.48%
Public Ways and Facilities		94,732,145	5.03%
Health and Sanitation		292,367,253	15.53%
Public Assistance		505,753,829	26.87%
Education		8,081,056	0.43%
Recreation and Cultural Services		13,343,083	0.71%
Debt Service		15,193,400	0.81%
Appropriation for Contingencies - general purpose		14,499,038	0.77%
Provision for Reserves and Designations		60,208,771	3.20%
TOTAL FINANCING REQUIREMENTS:	$	1,882,140,532	100.00%

FINANCING SOURCES

Internal Service Funds

2012-2013 ADOPTED BUDGET

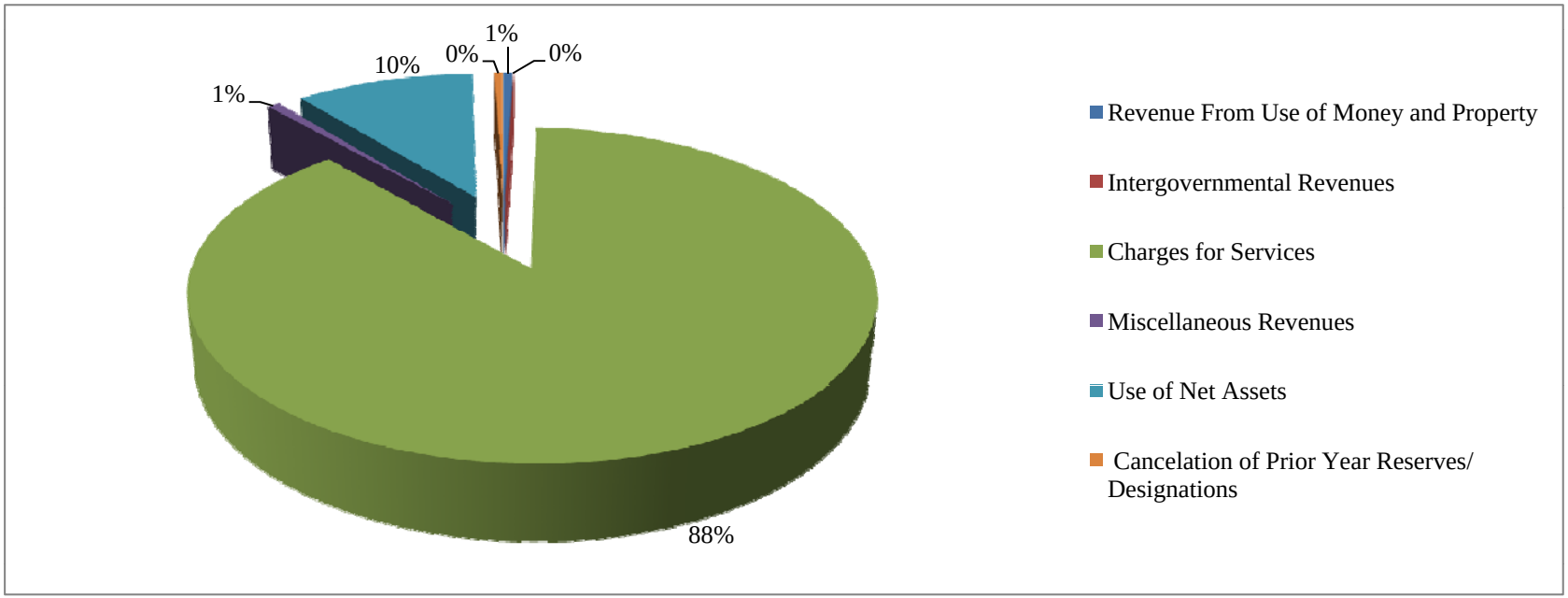

SUMMARIZATION BY SOURCE:		Amount	Percent
Revenue From Use of Money and Property	$	782,000	0.45%
Intergovernmental Revenues		30,000	0.02%
Charges for Services		153,420,219	88.05%
Miscellaneous Revenues		1,172,601	0.67%
Use of Net Assets		18,062,829	10.37%
Cancelation of Prior Year Reserves/ Designations		764,937	0.44%
TOTAL FINANCING SOURCES:	$	174,232,586	100.00%

USE OF FUNDS

Internal Service Funds

2012-2013 ADOPTED BUDGET

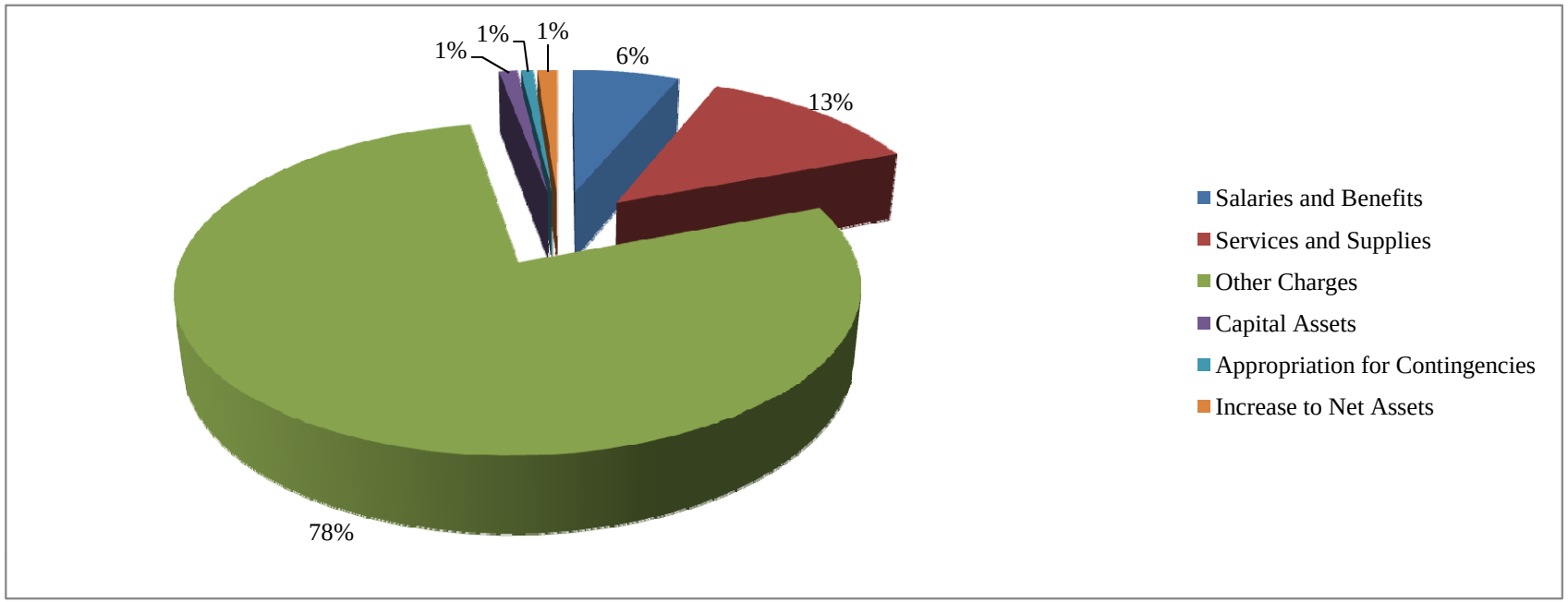

SUMMARIZATION BY OBJECT:		**Amount**	**Percent**
Salaries and Benefits	$	10,876,868	6.24%
Services and Supplies		22,572,745	12.96%
Other Charges		135,690,127	77.88%
Capital Assets		1,847,900	1.06%
Appropriation for Contingencies		1,245,000	0.71%
Increase to Net Assets		1,999,946	1.15%
TOTAL FINANCING REQUIREMENTS:	$	174,232,586	100.00%

FINANCING SOURCES

Enterprise Funds

2012-2013 ADOPTED BUDGET

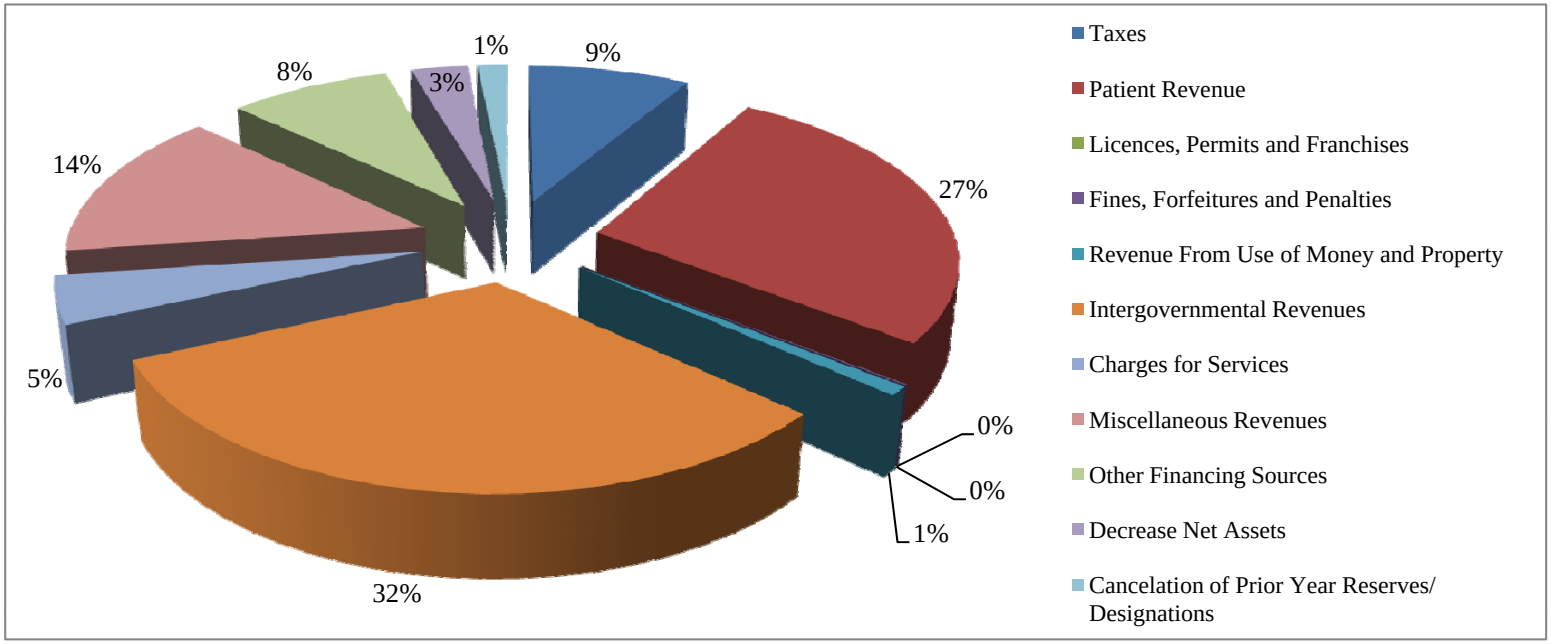

SUMMARIZATION BY SOURCE:		**Amount**	**Percent**
Taxes	$	37,606,404	8.51%
Patient Revenue		119,729,293	27.10%
Licences, Permits and Franchises		19,500	0.00%
Fines, Forfeitures and Penalties		375,305	0.08%
Revenue From Use of Money and Property		3,786,395	0.86%
Intergovernmental Revenues		140,182,922	31.73%
Charges for Services		19,947,283	4.52%
Miscellaneous Revenues		62,769,395	14.21%
Other Financing Sources		37,577,981	8.51%
Decrease Net Assets		13,143,669	2.98%
Cancelation of Prior Year Reserves/ Designations		6,651,866	1.51%
TOTAL FINANCING SOURCES:	$	441,790,013	100.00%

USE OF FUNDS

Enterprise Funds

2012-2013 ADOPTED BUDGET

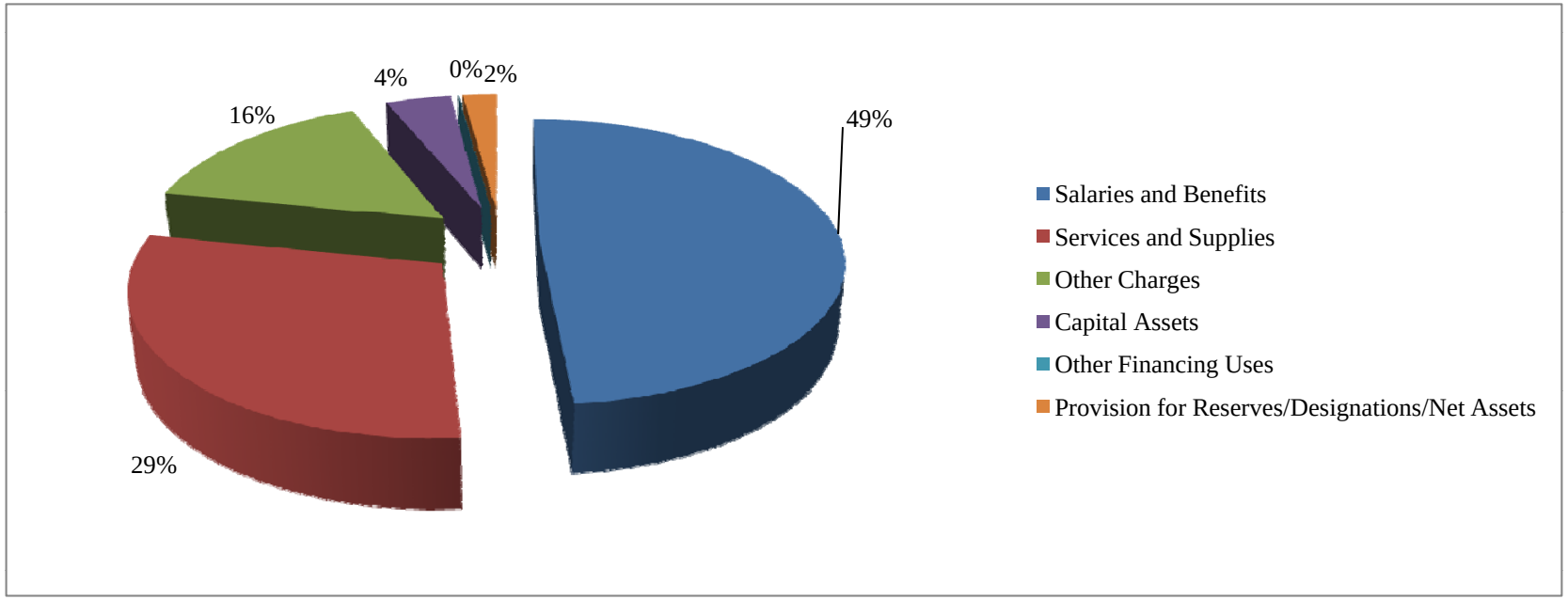

SUMMARY BY OBJECT:		**Amount**	**Percent**
Salaries and Benefits	$	215,400,777	48.76%
Services and Supplies		130,029,613	29.43%
Other Charges		68,855,254	15.59%
Capital Assets		18,153,168	4.11%
Other Financing Uses		93,094	0.02%
Provision for Reserves/Designations/Net Assets		9,258,107	2.10%
TOTAL FINANCING REQUIREMENTS:	$	441,790,013	100.00%

THIS PAGE INTENTIONALLY LEFT BLANK

TABLE OF CONTENTS

THIS PAGE INTENTIONALLY LEFT BLANK

TABLE OF CONTENTS

Schedule 1 - All Funds Summary.....1
Schedule 2 - Governmental Funds Summary.....2
Schedule 3 - Fund Balance - Governmental Funds.....7
Schedule 4 - Reserves/Designations - By Governmental Funds.....13
Schedule 5 - Summary of Additional Financing Sources by Source and Fund - Governmental Funds.....27
Schedule 6 - Detail of Additional Financing Sources by Fund and Account - Governmental Funds.....33
Schedule 7 - Summary of Financing Uses by Function and Fund - Governmental Funds.....104
Schedule 8 - Detail of Financing Uses by Function, Activity and Budget Unit - Governmental Funds.....106
Schedule 9 - Budget Unit Financing Uses Detail.....123
Schedule 10 - Operation of Internal Service Funds.....344
Schedule 11 - Operation of Enterprise Funds.....351
Schedule 12 - Special Districts and Other Agencies Summary - Public Employment Grant Programs 361
Schedule 12 - Special Districts and Other Agencies Summary - Community Development Grant Programs 366
Schedule 12 - Special Districts and Other Agencies Summary - Governed by the Board of Supervisors.....377
Schedule 13 - Fund Balance - Special Districts and Other Agencies - Public Employment Grant Programs 362
Schedule 13 - Fund Balance - Special Districts and Other Agencies - Community Development Grant Programs 367
Schedule 13 - Fund Balance - Special Districts and Other Agencies - Governed by the Board of Supervisors.....381
Schedule 14 - Special Districts and Other Agencies - Reserves/Designations - Public Employment Grant Program.....363
Schedule 14 - Special Districts and Other Agencies - Reserves/Designations - Governed by the Board of Supervisors.....386
Schedule 15 - Special Districts and Other Agencies Financing Sources and Uses
by Budget Unit by Object - Public Employment Grant Programs.....364
Schedule 15 - Special Districts and Other Agencies Financing Sources and Uses
by Budget Unit by Object - Community Development Grant Programs.....368
Schedule 15 - Special Districts and Other Agencies Financing Sources and Uses
by Budget Unit by Object - Community Development Grant Programs.....399

TABLE OF CONTENTS
BUDGET UNIT ALPHABETICAL LISTING

Budget Unit Index	PAGE
Abatement Cost	244
A-C Farm Adv Agri Research	337
ACO - General	156
ACO - Structural Fire	157
Administrative Office	128
Aging and Adult Services	327
Aging and Adult Services-Appropriation for Contingencies	326
Aging and Adult Services-County Contribution	328
Agricultural & Measurement Standards	242
Airport Enterprise Fund	353
Alcohol Abuse Education/Prevention	296
Alcoholism Program	295
Ambulance Service Payments	314
Animal Care	259
Animal Care Donations	258
Animal Control	257
Animal Control Feline Carcasses	260
Appropriations for Contingencies	179
ARRA CAL-MMET JAG Grant	223
ARRA CD-HPRP	374
ARRA CDBG-R Grant	375
ARRA Energy Stimulus Grant	146
ARRA ETR	332
ARRA Justice Assistance	188
ARRA Roads	277
Assessor	139
Auditor-Controller-County Clerk	131
Automated Co Warrant System	183
Bakersfield Mitigation	270
Bakersfield Planned Sewer #1	158
Bakersfield Planned Sewer #2	159
Bakersfield Planned Sewer #3	160
Bakersfield Planned Sewer #4	161
Bakersfield Planned Sewer #5	162
Board of Supervisors - District #1	123
Board of Supervisors - District #2	124
Board of Supervisors - District #3	125
Board of Supervisors - District #4	126
Board of Supervisors - District #5	127
Board of Trade	150

Budget Unit Index	PAGE
Board of Trade-Advertising	152
Board of Trade-Informational Kiosks	151
Building Inspection	245
CAL-MMET-State Asset Forfeiture	219
California Children's Services	317
Child Restraint Loaner Program	305
Child Support Services	194
Clerk of the Board of Supervisors	129
Code Compliance	243
Community Corrections Performance Incentive	230
Community Development Department	333
Community Development - Emergency Shelter Grant	372
Community Development - Home Investment Trust	376
Community Development - Industrial Dev Authority Program	370
Community Development - NSP Grant	373
Community Development - NSP3 Grant	371
Community Development - Program	368
Community Development-Revolving Loan Fund	369
Contribution to Trial Court Funding	180
Contribution-Airports	281
Contribution-Fiscal Stability	136
Contribution-Recorder	248
Core Area Metro Bakersfield Impact Fee	267
County Clerk	186
County Counsel	141
County Local Revenue 2011	224
County Local Revenue 2011 - Human Services	324
County Local Revenue 2011 - Mental Health	310
County Planned Sewer Area A	163
County Planned Sewer Area B	164
County Service Areas	399
County-Wide Crime Prevention P.C. 1202.5	187
Court Temp Construction	166
Criminal Justice Facility	175
CSA #71 Septic Abandonment	165
Debt Service-General Fund	343
Developmental Services Agency	253
Discretionary Revenue	133
District Attorney -Criminal	191
District Attorney-Court Ordered Penalties	198

TABLE OF CONTENTS
BUDGET UNIT ALPHABETICAL LISTING

Budget Unit Index	PAGE
District Attorney-Criminalistics Laboratories	196
District Attorney-Equipment Automation	193
District Attorney Family-Excess Revenue	195
District Attorney -Federal Forfeiture	197
District Attorney -Forensic Science Division	200
District Attorney-Local Forfeiture	192
DIVCA Local Franchise Fee	145
DNA Identification Fund	181
Domestic Violence Fund	184
Drug Program	297
Elections	143
Emergency Medical Payments	312
Emergency Medical Services	311
Employers' Training Resource Admin & Services	331
Employers' Training Resource-JTPA	364
Employers' Training Resource-NON-JTPA	365
EMS Week-Donations	316
Engineering & Survey Services	153
Environmental Health	285
Facility Projects	173
Farm and Home Advisor	336
Fire Department	231
Fire-County Contribution	232
Fire-Discretionary Revenue	135
Fire-Donations	237
Fire-Fireworks Violations	236
Fire-Fixed Wing Aircraft	234
Fire-Hazard Reduction	239
Fire-Helicopter Operations	240
Fire-Mobile Fire Kitchen	241
Fire-State Fire	238
Fire-Truck 21 Replacement	233
Fire-Vehicle/Apparatus	235
Fiscal Stability	132
Ford City - Taft Heights Sanitation	525
Garage	344
General Liability Self-Insurance Program	348
General Plan Admin Surcharge	256
General Services	144
General Services - Capital Projects	167

Budget Unit Index	PAGE
General Services - Construction Services	148
General Services - Major Maintenance	149
General Services - Major Maintenance - Juvenile Fac Fund	174
Golf Course Enterprise Fund	351
Grand Jury	189
Group Health/Dental Self-Insurance Program	346
Hazardous Waste Settlements	288
High Tech Equipment	220
Hospt Preparedness Program	315
Human Services-Administration	318
Human Services-County Contribution	319
Human Services-Direct Financial Aid	323
IHSS County Contribution	330
IHSS Public Authority	526
Indigent Defense Services	190
Information Technology Services	140
Kern Medical Center Enterprise Fund	355
Kern Medical Center-County Contribution	313
KCIRT	299
Kern County Childrens Fund	321
Kern Sanitation Authority	524
KHS Excess Reserves/Capital	177
KNET Asset Forfeiture	222
Library Book Fund	335
Library	334
Litter Clean Up	340
Local Public Safety	182
Mental Health Services Act	300
Mental Health	292
Mental Health-Appropriation for Contingencies	293
Mental Health-County Contribution	298
Mental Health-MHSA Prudent Reserve	301
Mental Health-Substance Abuse	294
Metro Bakersfield Transport Impact Fee	268
Micrographics/Recorder	250
Off Highway MV License	341
Oildale Revitalization	280
Parcel Map In-Lieu Fees	342
Parks and Recreation	338
Parks-Tehachapi Mountain Forest	339

TABLE OF CONTENTS
BUDGET UNIT ALPHABETICAL LISTING

Budget Unit Index	PAGE
Personnel	142
Planned Local Drainage-Breckenridge	171
Planned Local Drainage-Brundage	170
Planned Local Drainage-Oildale	172
Planned Local Drainage-Orangewood	168
Planned Local Drainage-Shalimar	169
Planning Department	255
Probation	225
Probation-Asset Forfeiture	228
Probation-DJJ Realignment	227
Probation-Juvenile Inmate Welfare	229
Probation-Training	226
Public Defender	199
Public Health Services	282
Public Health-Bio Terrorism Grant	307
Public Health-Fax Death Certificates	284
Public Health-H1N1 Pub Hlth Emerg Response	302
Public Health-Local Option	286
Public Health-MAA/TCM	304
Public Health-Miscellaneous	283
Public Health-NNFP	306
Public Health-State L.U.S.T. Program	287
Public Health-Solid Waste-LEA Grant	303
Public Transportation Enterprise Fund	357
Range Improvement (Section 15)	262
Range Improvement (Section 3)	263
Real Estate Fraud	185
Recorder	247
Recorder's Fee	249
Recorder's Modernization	251
Recorder's SSN Truncation	252
Redemption Systems	138
Retiree Group Health	347
Rexland Acres Sewer AD 2006-1	176
Risk Management	154
Roads	265
Roads-Contribution	266
Roads-Hageman Road SOG	278
Roads-Hageman Road SOG-Op Trans Out	279
Roads-Local Transportation	275

Budget Unit Index	PAGE
Roads - Wheeler Ridge Overpass	273
Rosamond Transport Impact Fee	269
Shelter Care	322
Sheriff	201
Sheriff-Automated Fingerprint	203
Sheriff-Cal-ID	205
Sheriff-CAL-MMET	217
Sheriff-Civil Automated	211
Sheriff-Civil Subpoenas	206
Sheriff-Communication Resources	214
Sheriff-Controlled Substance	216
Sheriff-Drug Abuse Gang Diversion	207
Sheriff-Facility Training	202
Sheriff-Firearms	212
Sheriff-HIDTA-State Asset Forfeiture	218
Sheriff-Inmate Welfare	221
Sheriff-Judgement Debtors Fee	213
Sheriff-Rural Crime	204
Sheriff-State Forfeiture	210
Sheriff-Training	208
Sheriff-Volunteer Services	215
Sheriff-Work Release	209
Solid Waste Enforcement	289
Solid Waste Enterprise Fund	359
Special Services	130
Sterilization	261
Strong Mot Instrumentation	246
Tax Loss Reserve	134
Tehachapi Transport Impact Fee Core	271
Tehachapi Transport Impact Fee Non-Core	272
Tobacco Education Control	308
Tobacco Endowment Interest	155
Tobacco Securitization Proceeds	178
Treasurer-Tax Collector	137
Unemployment Compensation Insurance Program	349
Universal Collection Enterprise Fund	352
Utility Payments	147
Veterans' Service	325
Vital & Health Stat-County Clerk	290
Vital & Health Stat-Health	309

TABLE OF CONTENTS
BUDGET UNIT ALPHABETICAL LISTING

Budget Unit Index	PAGE
Roads-7th Standard Widening……	274
Roads-7th Standard Wide-Op Trans Out……	276
Roads-Seventh Standard Road Project……	264

Budget Unit Index	PAGE
Vital & Health Stat-Recorder……	291
Wildlife Resources.....	254
Workers' Compensation Self-Insurance Program	350
Wraparound Savings……	320

TABLE OF CONTENTS
SPECIAL DISTRICTS GOVERNED BY THE BOARD OF SUPERVISORS

BUDGET UNIT DETAIL		Page
CSA 3	Edmondson Acres	399
CSA 4	Northwest Ranchos	400
CSA 5	Casa Loma Acres	401
CSA 6	Highland Knolls	402
CSA 7	Standard l4-C, Taft	403
CSA 8	La Cresta	404
CSA 9	Hillcrest	405
CSA 10	Sabaloni	406
CSA 10.6	Sabaloni	487
CSA 11	Lakeview	407
CSA 11 ZN 4	Rexland	412
CSA 11 ZN 5	Lakeview	413
CSA 12.1 ZN 1	Alta Vista Fire Hydrants	411
CSA 12.2	South Kern Unified	408
CSA 12.6	Taft City School District	409
CSA 12.9	Mojave Unified School District	410
CSA 13	Bodfish	414
CSA 14	Wofford Heights	415
CSA 15	Oakhaven	416
CSA 15.4	Oakhaven	425
CSA 15.5	Oakhaven	427
CSA 16	Mojave	417
CSA 17	Orangewood Park	418
CSA 17.1	Orangewood Park	420
CSA 17.2	Orangewood Park	426
CSA 17.3	Orangewood Park	429
CSA 18	Virginia Colony	419
CSA 18.5	Virginia Colony	458
CSA 18.6	Virginia Colony	460
CSA 18.7	Virginia Colony	461
CSA 20	College Avenue	421
CSA 21	Kern Citrus	422
CSA 22	La Loma	423
CSA 23	Mexican Colony	424
CSA 23.1	Mexican Colony	428

BUDGET UNIT DETAIL		Page
CSA 24	Fairfax	430
CSA 25	Ashe Tract	431
CSA 26	Ford City	432
CSA 27	Greenfield	433
CSA 27.2	Greenfield	434
CSA 29	West Hi Ranchos	435
CSA 30	Greenacres	436
CSA 30.2	Greenacres	464
CSA 30.6	Greenacres	490
CSA 31	Amador	437
CSA 32	Harris School	738
CSA 34	Descanso Park	439
CSA 36	Pioneer Drive	440
CSA 36.1	Pioneer Drive	521
CSA 36.2	Pioneer Drive	522
CSA 36.3	Pioneer Drive	523
CSA 37	Bel Aire Estates	441
CSA 38	Country Side	442
CSA 38.2	Country Side	454
CSA 39	Kern Valley	443
CSA 39.1	Kern Valley	484
CSA 39.2	Kern Valley	452
CSA 39.4	Kern Valley	494
CSA 39.5	Kern Valley	495
CSA 39.8	Kern Valley	453
CSA 40	Pine Mountain Club	444
CSA 40.1	Pine Mountain Club	445
CSA 42	Alpine Forest Park	446
CSA 43	Loch Lomond	447
CSA 44	Keith Addition	448
CSA 45	Panama Mobile	449
CSA 47	Highland Terrace	450
CSA 51	O'Neil Canyon	451
CSA 52	Cedarcrest	455
CSA 53	Southgate	456

TABLE OF CONTENTS
SPECIAL DISTRICTS GOVERNED BY THE BOARD OF SUPERVISORS

	BUDGET UNIT DETAIL	Page
CSA 53.1	Southgate	459
CSA 54	O'Grady	457
CSA 55	Harvest Moon Ranch	462
CSA 56	Mustang Ranch	463
CSA 58	Stockdale Ranchos	477
CSA 60	Oildale	466
CSA 60.1	Oildale	467
CSA 60.2	North Meadows	465
CSA 61.1	West County (Taft Heights)	468
CSA 61.2	West County (McKittrick)	469
CSA 61.3	West County (Buttonwillow)	470
CSA 61.4	West County (Fellows)	471
CSA 62	Randsburg-Johannesburg	472
CSA 63	Rosamond	473
CSA 63.1	Rosamond	478
CSA 63.2	Rosamond	479
CSA 63.3	Rosamond	480
CSA 63.4	Rosamond	481
CSA 63.5	Rosamond	482
CSA 63.6	Rosamond	483
CSA 65	South Taft	474
CSA 65.1	South Taft	485
CSA 66	Lazy Acres	475
CSA 66.2	Lazy Acres	486
CSA 66.3	Lazy Acres	488
CSA 66.4	Lazy Acres	489
CSA 67	Pumpkin Center	476

	BUDGET UNIT DETAIL	Page
CSA 67.1	Pumpkin Center	491
CSA 69	San Joaquin	492
CSA 71	West Bakersfield	493
CSA 71.1	West Bakersfield (Lewis)	496
CSA 71.2	West Bakersfield Laborde	497
CSA 71.3	West Bakersfield	499
CSA 71.5	West Bakersfield	500
CSA 71.6	West Bakersfield	501
CSA 71.7	West Bakersfield	502
CSA 71.8	West Bakersfield	503
CSA 71.9	West Bakersfield	504
CSA 71.10	West Bakersfield	514
CSA 72	Rancho Algadon	498
CSA 81	Knudson Drive	505
CSA 85	Oswell Street	506
CSA 87	Habecker	507
CSA 87.2	Habecker	508
CSA 89	Coremark Court	509
CSA 91	Lost Hills	510
CSA 92	South Union	511
CSA 92.1	South Union	512
CSA 92.2	South Union	513
CSA 94	Buena Vista	516
CSA 94.1	Buena Vista	517
CSA 95	Lebec Landfill Road Construction	515
CSA 97.1	Erro Ranch	518
CSA 97.2	Erro Ranch	519
CSA 97	Erro Ranch	520

THIS PAGE INTENTIONALLY LEFT BLANK

REVENUE & EXPENDITURES SUMMARY

THIS PAGE INTENTIONALLY LEFT BLANK

State Controller Schedules
County Budget Act
January 2010

COUNTY OF KERN
All Funds Summary
Fiscal Year 2012-13

Schedule 1

Fund Name	Total Financing Sources				Total Financing Uses		
	Fund Balance Available June 30, 2012	Decreases to Obligated Fund Balances Net Assets	Additional Financing Sources	Total Financing Sources	Financing Uses	Increases to Obligated Fund Balances Net Assets	Total Financing Uses
1	2	3	4	5	6	7	8
GOVERNMENTAL FUNDS							
General Funds	$ 62,633,167	$ 101,900	$ 710,614,829	$ 773,349,896	$ 750,458,722	$ 22,891,174	$ 773,349,896
Special Revenue Funds	85,745,813	22,311,241	982,252,411	1,090,309,465	1,067,273,039	23,036,426	1,090,309,465
Capital Projects Funds	1,451,918	1,277,234	15,752,019	18,481,171	4,200,000	14,281,171	18,481,171
TOTAL GOVERNMENTAL FUNDS	**$ 149,830,898**	**$ 23,690,375**	**$ 1,708,619,259**	**$ 1,882,140,532**	**$ 1,821,931,761**	**$ 60,208,771**	**$ 1,882,140,532**
OTHER FUNDS							
Internal Service Funds	$	$ 18,827,766	$ 155,404,820	$ 174,232,586	$ 172,232,640	$ 1,999,946	$ 174,232,586
Enterprise Funds		19,795,535	421,994,478	441,790,013	432,531,906	9,258,107	441,790,013
Special Districts and Other Agencies	3,408,378	1,255,239	57,422,385	62,086,002	61,311,417	774,585	62,086,002
TOTAL OTHER FUNDS	**$ 3,408,378**	**$ 39,878,540**	**$ 634,821,683**	**$ 678,108,601**	**$ 666,075,963**	**$ 12,032,638**	**$ 678,108,601**
TOTAL ALL FUNDS	**$ 153,239,276**	**$ 63,568,915**	**$ 2,343,440,942**	**$ 2,560,249,133**	**$ 2,488,007,724**	**$ 72,241,409**	**$ 2,560,249,133**

Arithmetic Results				COL 2+3+4			COL 6+7
Governmental Fund Totals Transferred From	SCH 2, COL 2	SCH 2, COL 3	SCH 2, COL 4	COL 5=COL 8	SCH 2, COL 6	SCH 2, COL 7	COL 5=COL 8
Internal Service Fund From			SCH 10, COL 5		SCH 10, COL 5	SCH 10, COL 5	
Enterprise Fund From		SCH 11, COL 5	SCH 11, COL 5		SCH 11, COL 5		
Special Districts From Arithmetic Results	SCH 12, COL 2	SCH 12, COL 3	SCH 12, COL 4	SCH 12, COL 5 COL 5=COL 8	SCH 12, COL 6	SCH 12, COL 7	SCH 12, COL 5 COL 5=COL 8

State Controller Schedules
County Budget Act
January 2010

COUNTY OF KERN
Governmental Funds Summary
Fiscal Year 2012-13

Schedule 2

Fund Name	Total Financing Sources				Total Financing Uses		
	Fund Balance Available June 30, 2012	Decreases to Obligated Fund Balances	Additional Financing Sources	Total Financing Sources	Financing Uses	Increases to Obligated Fund Balances	Total Financing Uses
1	2	3	4	5	6	7	8
GENERAL FUNDS							
00001 GENERAL	$ 62,815,822	$ 101,900	$ 704,114,829	$ 767,032,551	$ 746,458,722	$ 20,573,829	$ 767,032,551
00264 TAX LOSS RESERVE	(182,655)		6,500,000	6,317,345	4,000,000	2,317,345	6,317,345
TOTAL GENERAL FUNDS	**$ 62,633,167**	**$ 101,900**	**$ 710,614,829**	**$ 773,349,896**	**$ 750,458,722**	**$ 22,891,174**	**$ 773,349,896**
SPECIAL REVENUE FUNDS							
00007 ROAD	$ 22,150,902	$ 1,308,582	$ 54,202,647	$ 77,662,131	$ 77,662,131	$	$ 77,662,131
00011 STRUCTURAL FIRE	4,629,321		138,261,057	142,890,378	139,560,378	3,330,000	142,890,378
00120 BUILDING INSPECTION	7,259,460	1,436,779	4,267,770	12,964,009	7,551,600	5,412,409	12,964,009
00130 DEPT OF HUMAN SERVICES-ADMIN.	15,608,967		161,367,087	176,976,054	176,976,054		176,976,054
00140 HUMAN SERVICES-DIRECT FIN AID	1,479,717		205,973,539	207,453,256	207,453,256		207,453,256
00141 MENTAL HEALTH FUND	9,676,219		118,440,138	128,116,357	128,116,357		128,116,357
00145 AGING AND ADULT SERVICES	1,126,835		12,318,937	13,445,772	13,445,772		13,445,772
00160 WILDLIFE RESOURCES	11,233		5,330	16,563	5,000	11,563	16,563
00161 TIMBER HARVEST FUND	68,510			68,510		68,510	68,510
00163 PROBATION DJJ REALIGNMENT FUND	(27,700)	27,700	3,137,055	3,137,055	3,137,055		3,137,055
00164 REAL ESTATE FRAUD	49,950	76,550	183,500	310,000	310,000		310,000
00165 LITTER CLEAN UP	702	1,846	3,500	6,048	6,048		6,048
00170 OFF HWY MV LIC	85,747		142,000	227,747	71,000	156,747	227,747
00171 PL LOC DRN-SHAL	5,936	959	105	7,000	7,000		7,000
00172 PL LOC DRN-BRUND	59,238	9,511	1,251	70,000	70,000		70,000
00173 PL LOC DRN-ORNGW	613,505		7,959	621,464	615,000	6,464	621,464
00174 PL LOC DRN-BRECK	24,792	2,366	342	27,500	27,500		27,500
00175 RANGE IMP SEC 15	19,390	1,008	9,148	29,546	29,546		29,546
00176 PL LOC DRN-OILDL	75,761		2,648	78,409	75,000	3,409	78,409
00177 RANGE IMP SEC 3	34,204		1,600	35,804	33,670	2,134	35,804
00179 PROBATION TRN FD	16,005		248,388	264,393	248,388	16,005	264,393
00180 DNA IDENTIFICATION	48,850	424,150	500,000	973,000	973,000		973,000
00181 LOCAL PUBLIC SAFETY	6,194,780		62,726,692	68,921,472	68,921,472		68,921,472
00182 SHER FAC TRNG FD	57,918		200,000	257,918	215,000	42,918	257,918
00183 KERN CO DEPT OF CHILD SUPPORT	296,627		22,060,396	22,357,023	22,060,396	296,627	22,357,023
00184 AUTOMATED FINGERPRINT FUND	159,511	269,989	275,000	704,500	704,500		704,500
00186 JUV JUST FAC TEMP CONST	303			303		303	303
00187 EMERGENCY MEDICAL SERVICES FND	(37,080)	98,565	1,551,000	1,612,485	1,612,485		1,612,485
00188 AUTOMATED CO WARRANT SYSTEM	(17,582)	42,582	75,000	100,000	100,000		100,000
00190 DOMESTIC VIOL PG	17,466		137,000	154,466	120,000	34,466	154,466

State Controller Schedules
County Budget Act
January 2010

COUNTY OF KERN
Governmental Funds Summary
Fiscal Year 2012-13

Schedule 2

Fund Name	Total Financing Sources				Total Financing Uses		
	Fund Balance Available June 30, 2012	Decreases to Obligated Fund Balances	Additional Financing Sources	Total Financing Sources	Financing Uses	Increases to Obligated Fund Balances	Total Financing Uses
1	2	3	4	5	6	7	8
00191 CRIMINAL JUS FACILITIES CONST	(787,015)	587,015	3,500,000	3,300,000	3,300,000		3,300,000
00192 RECORDER	(4,061)		4,681,666	4,677,605	4,677,605		4,677,605
00194 RECORDER`S SSN TRUNCATION	84,375		153,072	237,447	61,532	175,915	237,447
00195 ALCOHOLISM PROG	13,765	51,489	104,452	169,706	169,706		169,706
00196 ALCOHOL ABUSE EDUCATION/PREV	24,657		90,182	114,839	100,094	14,745	114,839
00197 DRUG PROGRAM FUND	7,885		29,428	37,313	22,000	15,313	37,313
00198 RECORDERS MODERNIZATION FUND	571,614	1,528,859	543,260	2,643,733	2,643,733		2,643,733
00199 MICROGRAPHIC-RCD	79,074		152,378	231,452	159,191	72,261	231,452
00266 REDEMPTION SYSTEMS	(320,428)	359,548	250,000	289,120	289,120		289,120
00270 ABATEMENT COST	121,951	33,153	4,552	159,656	159,656		159,656
22010 COUNTY LOCAL REVENUE FUND 2011	8,331,934		143,900,939	152,232,873	149,721,030	2,511,843	152,232,873
22020 A-C FARM ADV AGRI RESEARCH	(1)	1					
22021 ANIMAL CARE DONATIONS	44,267		65,483	109,750	70,000	39,750	109,750
22023 ANIMAL CARE	19,752		400	20,152	20,000	152	20,152
22024 ANIMAL CNTRL-FELINE CARCASSES	11,147			11,147	11,147		11,147
22027 STERILIZATION FUND	21,120		46,000	67,120	48,000	19,120	67,120
22036 BOARD OF TRADE-ADVERTISING	85,342		70,440	155,782	70,440	85,342	155,782
22042 GENERAL PLAN ADMIN SURCHARGE	330,216	68,935	432,561	831,712	831,712		831,712
22045 CO-WIDE CRIME PREV. P.C.1202.5	705			705		705	705
22064 D.A.-LOCAL FORFEITURE TRUST	502,274		50,000	552,274	300,000	252,274	552,274
22066 SOLID WASTE-LEA GRANT	97		30,147	30,244	30,000	244	30,244
22067 HEALTH-LOCAL OPTION	(251)	16,073	14,178	30,000	30,000		30,000
22068 HLTH-STATE L.U.S.T. PROG	11,690	159,136		170,826	170,826		170,826
22069 PUBLIC HEALTH MISCELLANEOUS	5,094		12,000	17,094	4,402	12,692	17,094
22073 HEALTH-MAA/TCM	(343)	43	100,300	100,000	100,000		100,000
22074 H1N1 PUB HLTH EMERG RESP FUNDS	(2,897)	2,897					
22076 CHILD RESTRAINT LOANER PRG	(17,177)	84,352	41,670	108,845	108,845		108,845
22079 D. A. EQUIPMENT/AUTOMATION	100,223	296,777	3,000	400,000	400,000		400,000
22082 KCIRT	9	1,162	29	1,200	1,200		1,200
22085 MENTAL HEALTH SERVICES ACT	(6,094,234)	12,159,886	26,166,073	32,231,725	32,231,725		32,231,725
22086 MHSA PRUDENT RESERVE	2,023,531		3,889,772	5,913,303		5,913,303	5,913,303
22087 CRIMINALISTICS LABORATORIES	105,966		130,000	235,966	130,000	105,966	235,966
22098 PROBATION ASSET FORFEITURE	6,112		400	6,512	1,000	5,512	6,512
22116 HEALTH-NNFP	(99,237)	101,347	150	2,260	2,260		2,260
22121 TRUCK 21 REPLACEMENT	28			28		28	28
22122 FIXED WING AIRCRAFT	199,548			199,548	162,000	37,548	199,548

State Controller Schedules
County Budget Act
January 2010

COUNTY OF KERN
Governmental Funds Summary
Fiscal Year 2012-13

Schedule 2

Fund Name	Total Financing Sources				Total Financing Uses		
	Fund Balance Available June 30, 2012	Decreases to Obligated Fund Balances	Additional Financing Sources	Total Financing Sources	Financing Uses	Increases to Obligated Fund Balances	Total Financing Uses
1	2	3	4	5	6	7	8
22123 VEHICLE/APPARATUS	75,189		4,500	79,689		79,689	79,689
22125 HAZARDOUS WASTE SETTLEMNTS	325,689	14,270	20,000	359,959	14,270	345,689	359,959
22126 SHERIFF`S-RURAL CRIME			1	1		1	1
22127 SHERIFF`S CAL-ID	131,291	340,538	675,000	1,146,829	1,146,829		1,146,829
22128 SHERIFF`S CIVIL SUBPOENAS	1,700		7,000	8,700		8,700	8,700
22129 KNET-SPC ASSET FORFEITURE REV	(28,066)	7,366	20,700				
22131 SHERIFF`S DRUG ABUSE GANG DIVR	(19,082)	44,982	14,100	40,000	40,000		40,000
22132 SHERIFF`S TRAINING	11,314		150,500	161,814	140,000	21,814	161,814
22133 SHERIFF-WORK RELEASE	(28,428)	125,428	553,000	650,000	650,000		650,000
22137 SHERIFF-STATE FORFEITURE	20,330		22,000	42,330	12,000	30,330	42,330
22138 SHERIFF`S CIVIL AUTOMATED	144,314		156,000	300,314	100,000	200,314	300,314
22140 SHERIFFS FIREARMS	(28,952)	22,652	6,300				
22141 SHERIFF-JUDGEMENT DEBTORS FEE	24,940		165,000	189,940	189,000	940	189,940
22142 SHERIFF`S COMM RESOURCES	20,757		500	21,257	16,000	5,257	21,257
22143 SHERIFF`S VOLUNTEER SERV GRP	2,687	14,313	8,000	25,000	25,000		25,000
22144 SHER-CONTROLLED SUBTANCE	(43,781)	431,781	28,000	416,000	416,000		416,000
22153 BKFD PLANNED SEWER #1	1,015,587		70,678	1,086,265	675,200	411,065	1,086,265
22156 DIVCA LOCAL FRANCHISE FEE	72,536	174,540	282,500	529,576	529,576		529,576
22158 BKFD PLANNED SEWER #2	198,251		2,872	201,123	200,000	1,123	201,123
22160 SHERIFF`S CAL-MMET	(26)		100	74		74	74
22161 HIDTA-STATE ASSET FORFEIT	(6,286)	5,186	1,100				
22162 CAL-MMET-STATE ASSET FORFEIT	25,358		96,000	121,358		121,358	121,358
22163 HIGH TECH EQUIPMENT	(15)		30	15		15	15
22164 BKFD PLANNED SEWER #3	2,483		28	2,511	2,500	11	2,511
22166 BKFD PLANNED SEWER #4	60,733		1,427	62,160	60,000	2,160	62,160
22167 BKFD PLANNED SEWER #5	67,546		720	68,266	60,000	8,266	68,266
22173 CO PLANNED SEWER AREA A	14,673		1,124	15,797	15,640	157	15,797
22176 HEALTH-BIO TERRORISM GRANT	(123,175)	215,478	772,711	865,014	865,014		865,014
22177 CO PLANNED SEWER AREA B	1,191		14	1,205	1,200	5	1,205
22184 CSA #71 SEPTIC ABANDONMENT	656,962		42,266	699,228	650,050	49,178	699,228
22185 WRAPAROUND SAVINGS	530,079		1,200,000	1,730,079	1,200,000	530,079	1,730,079
22187 RECORDERS ELECTRONIC RECORDING	(10,670)	92,368	155,355	237,053	237,053		237,053
22188 FIREWORKS VIOLATIONS	24,210		25,200	49,410	25,000	24,410	49,410
22190 COMM CORR PERFORM INCENT FUND	14,851			14,851		14,851	14,851
24024 DA FAMILY - EXCESS REVENUE	(1,035)	1,035	2,800	2,800		2,800	2,800
24028 D.A.-FEDERAL FORFEITURE	51,654		1,500	53,154		53,154	53,154

State Controller Schedules
County Budget Act
January 2010

COUNTY OF KERN
Governmental Funds Summary
Fiscal Year 2012-13

Schedule 2

Fund Name	Total Financing Sources				Total Financing Uses		
	Fund Balance Available June 30, 2012	Decreases to Obligated Fund Balances	Additional Financing Sources	Total Financing Sources	Financing Uses	Increases to Obligated Fund Balances	Total Financing Uses
1	2	3	4	5	6	7	8
24038 DA-COURT ORDERED PENALTIES	326,307		50,000	376,307	250,000	126,307	376,307
24039 HOPST PREPAREDNESS PRGM GRANT	206		394,106	394,312	394,106	206	394,312
24041 EMS WEEK - DONATIONS	(714)	1,014	200	500	500		500
24042 FIRE DEPT DONATIONS	393	9,007	600	10,000	10,000		10,000
24043 STATE FIRE	269,096		100,000	369,096	60,000	309,096	369,096
24044 FIRE-HAZARD REDUCTION	1,077,465		100,000	1,177,465	938,800	238,665	1,177,465
24047 FIRE-HELICOPTER OPERATIONS	425,017		393,000	818,017	760,950	57,067	818,017
24050 MOBILE FIRE KITCHEN	(63)	43	20	-			-
24057 INMATE WELF-SHER CORRECTION FC	820,812		2,760,000	3,580,812	3,483,560	97,252	3,580,812
24060 JUVENILE INMATE WELFARE	45,914		17,400	63,314	25,000	38,314	63,314
24066 KERN CO CHILDREN`S	438,785		205,654	644,439	499,234	145,205	644,439
24067 KERN CO LIBRARY TRUST FUND	121,582		96,000	217,582	38,817	178,765	217,582
24088 CORE AREA METRO BFLD IMP FEE	660,748	1,200,945	263,307	2,125,000	2,125,000		2,125,000
24089 METRO BFLD TRANSPORT IMP FEE	2,296,120		2,220,900	4,517,020	4,100,000	417,020	4,517,020
24091 ROSAMOND TRANSPORT IMP FEE	103,319			103,319		103,319	103,319
24094 SOLID WASTE ENFORCEMENT	145,839	227,554		373,393	373,393		373,393
24095 BAKERSFIELD MITIGATION	416,087			416,087		416,087	416,087
24096 TEH TRANSP IMPACT FEE CORE	(56)	56					
24097 TEH TRANSP IMPACT FEE NON-CORE	(87,738)	87,738					
24105 JAMISON CENTER	101,526		19,000	120,526	100,000	20,526	120,526
24125 STRONG MOT INSTRUMENTATION	165,051		282,022	447,073	255,000	192,073	447,073
24126 TOBACCO EDUCATION CONTROL PROG	(15,479)	14,874	150,605	150,000	150,000		150,000
24137 VITAL & HEALTH STAT-HEALTH DPT	7,688		58,202	65,890	58,202	7,688	65,890
24138 VITAL & HEALTH STAT-RECORDER	97,796		76,307	174,103	57,500	116,603	174,103
24139 VITAL & HEALTH STAT-CO. CLERK	902		1,400	2,302	2,242	60	2,302
24300 OILDALE REVITALIZATION FUND	8,420			8,420		8,420	8,420
25120 PARCEL MAP IN-LIEU FEES	41,717	128,813	8,000	178,530	178,530		178,530
26000 ARRA AGING & ADULT (STIMULUS)	4			4		4	4
26006 ARRA ENERGY STIMULUS GRANT	8,041			8,041		8,041	8,041
26008 CAL-MMET ARRA JAG GRANT			7,041	7,041	7,041		7,041
TOTAL SPECIAL REVENUE FUNDS	**$ 85,745,813**	**$ 22,311,241**	**$ 982,252,411**	**$ 1,090,309,465**	**$ 1,067,273,039**	**$ 23,036,426**	**$ 1,090,309,465**
CAPITAL PROJECT FUNDS							
00004 ACO-GENERAL	$ 936,879	$	$ 142,023	$ 1,078,902	$	$ 1,078,902	$ 1,078,902
00012 ACO-STRUCTURAL FIRE	(1,207)		2,800	1,593		1,593	1,593
00155 SEVENTH STANDARD ROAD PROJ	128,796			128,796		128,796	128,796

State Controller Schedules
County Budget Act
January 2010

COUNTY OF KERN
Governmental Funds Summary
Fiscal Year 2012-13

Schedule 2

Fund Name	Total Financing Sources				Total Financing Uses		
	Fund Balance Available June 30, 2012	Decreases to Obligated Fund Balances	Additional Financing Sources	Total Financing Sources	Financing Uses	Increases to Obligated Fund Balances	Total Financing Uses
1	2	3	4	5	6	7	8
00156 WHEELER RIDGE OVERPASS	(663)	663					
00211 KHS EXCESS RESERVES/CAPITAL			13,000,000	13,000,000		13,000,000	13,000,000
00220 7TH STANDARD WIDENING PROJECT	38,973			38,973		38,973	38,973
00221 2009 COP CAPITAL PROJECTS	17,947		1,600,000	1,617,947	1,600,000	17,947	1,617,947
00222 HAGEMAN ROAD SOG FUND	14,960			14,960		14,960	14,960
00235 TOBACCO SECUR PROCEEDS-CP FUND	316,233	1,276,571	1,007,196	2,600,000	2,600,000		2,600,000
TOTAL CAPITAL PROJECT FUNDS	**$ 1,451,918**	**$ 1,277,234**	**$ 15,752,019**	**$ 18,481,171**	**$ 4,200,000**	**$ 14,281,171**	**$ 18,481,171**
TOTAL GOVERNMENTAL FUNDS	**$ 149,830,898**	**$ 23,690,375**	**$ 1,708,619,259**	**$ 1,882,140,532**	**$ 1,821,931,761**	**$ 60,208,771**	**$ 1,882,140,532**

Appropriations Limit	**$ 926,589,730**						
Appropriations Subject to Limit	**$ 372,425,498**						
Arithmetic Results				COL 2+3+4 COL 5 = COL 8			COL 6+7 COL 5 = COL 8
Total Transferred From	SCH 3, COL 6	SCH 4, COL 4	SCH 5, COL 5		SCH 7, COL 5	SCH 4, COL 6	SCH 7, COL 5
Total Transferred to	SCH 1, COL 2	SCH 1, COL 3	SCH 1, COL 4	SCH 1, COL 5	SCH 1, COL 6	SCH 1, COL 7	SCH 1, COL 8

State Controller Schedules
County Budget Act
January 2010

COUNTY OF KERN
Fund Balance - Governmental Funds
Fiscal Year 2012-13

Schedule 3

Fund Name	Total Fund Balance June 30, 2012 Actual	Less: Obligataed Fund Balances			Fund Balance Available June 30, 2012 Actual
		Encumbrances	Nonspendable/ Restricted/ Committed	Assigned	
1	2	3	4	5	6
GENERAL FUNDS					
00001 GENERAL	$ 149,460,796	$ 10,310,885	$ 44,539,128	$ 31,794,961	$ 62,815,822
00264 TAX LOSS RESERVE	50,832,362		7,745,493	43,269,524	(182,655)
TOTAL GENERAL FUNDS	**$ 200,293,158**	**$ 10,310,885**	**$ 52,284,621**	**$ 75,064,485**	**$ 62,633,167**
SPECIAL REVENUE FUNDS					
00007 ROAD	$ 36,573,973	$ 12,050,510	$ 1,063,979	$ 1,308,582	$ 22,150,902
00011 STRUCTURAL FIRE	7,556,314	1,134,591	1,792,402		4,629,321
00120 BUILDING INSPECTION	12,291,724	13,152	1,442,629	3,576,483	7,259,460
00130 DEPT OF HUMAN SERVICES-ADMIN.	16,934,840	1,224,523	101,350		15,608,967
00140 HUMAN SERVICES-DIRECT FIN AID	1,505,866	26,149			1,479,717
00141 MENTAL HEALTH FUND	34,714,723	25,037,204	1,300		9,676,219
00145 AGING AND ADULT SERVICES	1,129,235		2,400		1,126,835
00160 WILDLIFE RESOURCES	17,719			6,486	11,233
00161 TIMBER HARVEST FUND	83,957			15,447	68,510
00162 GRAFFITI ABATEMENT	1,904			1,904	
00163 PROBATION DJJ REALIGNMENT FUND	987,272			1,014,972	(27,700)
00164 REAL ESTATE FRAUD	376,081			326,131	49,950
00165 LITTER CLEAN UP	2,548			1,846	702
00170 OFF HWY MV LIC	351,560			265,813	85,747
00171 PL LOC DRN-SHAL	10,839			4,903	5,936
00172 PL LOC DRN-BRUND	128,940			69,702	59,238
00173 PL LOC DRN-ORNGW	820,656			207,151	613,505
00174 PL LOC DRN-BRECK	35,249			10,457	24,792
00175 RANGE IMP SEC 15	58,734			39,344	19,390
00176 PL LOC DRN-OILDL	104,725			28,964	75,761
00177 RANGE IMP SEC 3	34,204				34,204
00179 PROBATION TRN FD	36,482			20,477	16,005
00180 DNA IDENTIFICATION	525,323			476,473	48,850
00181 LOCAL PUBLIC SAFETY	6,194,780				6,194,780

State Controller Schedules | **COUNTY OF KERN** | **Schedule 3**
County Budget Act | **Fund Balance - Governmental Funds**
January 2010 | **Fiscal Year 2012-13**

Fund Name	Total Fund Balance June 30, 2012 Actual	Less: Obligataed Fund Balances			Fund Balance Available June 30, 2012 Actual
		Encumbrances	Nonspendable/ Restricted/ Committed	Assigned	
1	2	3	4	5	6
00182 SHER FAC TRNG FD	62,211			4,293	57,918
00183 KERN CO DEPT OF CHILD SUPPORT	1,119,721	8,260	95,600	719,234	296,627
00184 AUTOMATED FINGERPRINT FUND	1,532,211			1,372,700	159,511
00186 JUV JUST FAC TEMP CONST	8,213			7,910	303
00187 EMERGENCY MEDICAL SERVICES FND	887,742			924,822	(37,080)
00188 AUTOMATED CO WARRANT SYSTEM	41,229			58,811	(17,582)
00190 DOMESTIC VIOL PG	38,897			21,431	17,466
00191 CRIMINAL JUS FACILITIES CONST	2,357,245			3,144,260	(787,015)
00192 RECORDER	171,234	171,795	3,500		(4,061)
00194 RECORDER`S SSN TRUNCATION	261,822			177,447	84,375
00195 ALCOHOLISM PROG	79,566			65,801	13,765
00196 ALCOHOL ABUSE EDUCATION/PREV	93,795			69,138	24,657
00197 DRUG PROGRAM FUND	334,716			326,831	7,885
00198 RECORDERS MODERNIZATION FUND	3,144,014			2,572,400	571,614
00199 MICROGRAPHIC-RCD	124,972			45,898	79,074
00266 REDEMPTION SYSTEMS	2,852,027			3,172,455	(320,428)
00270 ABATEMENT COST	155,104			33,153	121,951
22010 COUNTY LOCAL REVENUE FUND 2011	8,331,934				8,331,934
22020 A-C FARM ADV AGRI RESEARCH				1	(1)
22021 ANIMAL CARE DONATIONS	44,267				44,267
22023 ANIMAL CARE	19,752				19,752
22024 ANIMAL CNTRL-FELINE CARCASSES	11,147				11,147
22027 STERILIZATION FUND	40,981			19,861	21,120
22036 BOARD OF TRADE-ADVERTISING	92,023			6,681	85,342
22042 GENERAL PLAN ADMIN SURCHARGE	926,077			595,861	330,216
22045 CO-WIDE CRIME PREV. P.C.1202.5	7,529			6,824	705
22064 D.A.-LOCAL FORFEITURE TRUST	546,651			44,377	502,274
22066 SOLID WASTE-LEA GRANT	30,381			30,284	97
22067 HEALTH-LOCAL OPTION	19,382			19,633	(251)
22068 HLTH-STATE L.U.S.T. PROG	171,476			159,786	11,690

State Controller Schedules | **COUNTY OF KERN** | **Schedule 3**
County Budget Act | **Fund Balance - Governmental Funds**
January 2010 | **Fiscal Year 2012-13**

Fund Name	Total Fund Balance June 30, 2012 Actual	Less: Obligataed Fund Balances			Fund Balance Available June 30, 2012 Actual
		Encumbrances	Nonspendable/ Restricted/ Committed	Assigned	
1	2	3	4	5	6
22069 PUBLIC HEALTH MISCELLANEOUS	12,225			7,131	5,094
22073 HEALTH-MAA/TCM	68,631			68,974	(343)
22074 H1N1 PUB HLTH EMERG RESP FUNDS				2,897	(2,897)
22076 CHILD RESTRAINT LOANER PRG	150,502			167,679	(17,177)
22079 D. A. EQUIPMENT/AUTOMATION	646,390			546,167	100,223
22082 KCIRT	1,180			1,171	9
22085 MENTAL HEALTH SERVICES ACT	20,498,536			26,592,770	(6,094,234)
22086 MHSA PRUDENT RESERVE	8,759,066			6,735,535	2,023,531
22087 CRIMINALISTICS LABORATORIES	199,726			93,760	105,966
22098 PROBATION ASSET FORFEITURE	57,423			51,311	6,112
22116 HEALTH-NNFP	2,110			101,347	(99,237)
22121 TRUCK 21 REPLACEMENT	3,516			3,488	28
22122 FIXED WING AIRCRAFT	213,516			13,968	199,548
22123 VEHICLE/APPARATUS	647,089			571,900	75,189
22125 HAZARDOUS WASTE SETTLEMNTS	843,941			518,252	325,689
22126 SHERIFF`S-RURAL CRIME	20			20	
22127 SHERIFF`S CAL-ID	2,801,982			2,670,691	131,291
22128 SHERIFF`S CIVIL SUBPOENAS	22,634			20,934	1,700
22129 KNET-SPC ASSET FORFEITURE REV	136,540			164,606	(28,066)
22131 SHERIFF`S DRUG ABUSE GANG DIVR	260,599			279,681	(19,082)
22132 SHERIFF`S TRAINING	13,272			1,958	11,314
22133 SHERIFF-WORK RELEASE	276,088			304,516	(28,428)
22137 SHERIFF-STATE FORFEITURE	356,236			335,906	20,330
22138 SHERIFF`S CIVIL AUTOMATED	817,824			673,510	144,314
22140 SHERIFFS FIREARMS	72,651			101,603	(28,952)
22141 SHERIFF-JUDGEMENT DEBTORS FEE	742,467			717,527	24,940
22142 SHERIFF`S COMM RESOURCES	80,490			59,733	20,757
22143 SHERIFF`S VOLUNTEER SERV GRP	99,499			96,812	2,687
22144 SHER-CONTROLLED SUBTANCE	1,073,698			1,117,479	(43,781)
22153 BKFD PLANNED SEWER #1	2,234,306			1,218,719	1,015,587

State Controller Schedules | **COUNTY OF KERN** | **Schedule 3**
County Budget Act | **Fund Balance - Governmental Funds**
January 2010 | **Fiscal Year 2012-13**

Fund Name	Total Fund Balance June 30, 2012 Actual	Less: Obligataed Fund Balances			Fund Balance Available June 30, 2012 Actual
		Encumbrances	Nonspendable/ Restricted/ Committed	Assigned	
1	2	3	4	5	6
22156 DIVCA LOCAL FRANCHISE FEE	720,302	194,535		453,231	72,536
22158 BKFD PLANNED SEWER #2	296,127			97,876	198,251
22160 SHERIFF`S CAL-MMET	12,936			12,962	(26)
22161 HIDTA-STATE ASSET FORFEIT	150,275			156,561	(6,286)
22162 CAL-MMET-STATE ASSET FORFEIT	836,482			811,124	25,358
22163 HIGH TECH EQUIPMENT	3,919			3,934	(15)
22164 BKFD PLANNED SEWER #3	2,929			446	2,483
22166 BKFD PLANNED SEWER #4	67,202			6,469	60,733
22167 BKFD PLANNED SEWER #5	74,234			6,688	67,546
22173 CO PLANNED SEWER AREA A	31,821			17,148	14,673
22176 HEALTH-BIO TERRORISM GRANT	139,972			263,147	(123,175)
22177 CO PLANNED SEWER AREA B	1,408			217	1,191
22184 CSA #71 SEPTIC ABANDONMENT	931,988			275,026	656,962
22185 WRAPAROUND SAVINGS	2,811,927			2,281,848	530,079
22187 RECORDERS ELECTRONIC RECORDING	385,322			395,992	(10,670)
22188 FIREWORKS VIOLATIONS	45,079			20,869	24,210
22190 COMM CORR PERFORM INCENT FUND	14,851				14,851
24024 DA FAMILY - EXCESS REVENUE	366,910			367,945	(1,035)
24028 D.A.-FEDERAL FORFEITURE	91,077			39,423	51,654
24038 DA-COURT ORDERED PENALTIES	1,623,221			1,296,914	326,307
24039 HOPST PREPAREDNESS PRGM GRANT	872			666	206
24041 EMS WEEK - DONATIONS	23,735			24,449	(714)
24042 FIRE DEPT DONATIONS	81,550			81,157	393
24043 STATE FIRE	2,991,993			2,722,897	269,096
24044 FIRE-HAZARD REDUCTION	1,435,146			357,681	1,077,465
24047 FIRE-HELICOPTER OPERATIONS	929,345			504,328	425,017
24050 MOBILE FIRE KITCHEN	2,919			2,982	(63)
24057 INMATE WELF-SHER CORRECTION FC	6,590,835			5,770,023	820,812
24060 JUVENILE INMATE WELFARE	185,086			139,172	45,914
24066 KERN CO CHILDREN`S	551,579	24,552		88,242	438,785

State Controller Schedules | **COUNTY OF KERN** | **Schedule 3**
County Budget Act | **Fund Balance - Governmental Funds**
January 2010 | **Fiscal Year 2012-13**

Fund Name	Total Fund Balance June 30, 2012 Actual	Less: Obligataed Fund Balances			Fund Balance Available June 30, 2012 Actual
		Encumbrances	Nonspendable/ Restricted/ Committed	Assigned	
1	2	3	4	5	6
24067 KERN CO LIBRARY TRUST FUND	700,799			579,217	121,582
24088 CORE AREA METRO BFLD IMP FEE	3,060,453			2,399,705	660,748
24089 METRO BFLD TRANSPORT IMP FEE	12,426,343			10,130,223	2,296,120
24091 ROSAMOND TRANSPORT IMP FEE	426,834			323,515	103,319
24094 SOLID WASTE ENFORCEMENT	373,393			227,554	145,839
24095 BAKERSFIELD MITIGATION	1,089,982			673,895	416,087
24096 TEH TRANSP IMPACT FEE CORE	12,147			12,203	(56)
24097 TEH TRANSP IMPACT FEE NON-CORE	1,216,817			1,304,555	(87,738)
24105 JAMISON CENTER	206,649			105,123	101,526
24125 STRONG MOT INSTRUMENTATION	258,170			93,119	165,051
24126 TOBACCO EDUCATION CONTROL PROG	21,022			36,501	(15,479)
24137 VITAL & HEALTH STAT-HEALTH DPT	83,595			75,907	7,688
24138 VITAL & HEALTH STAT-RECORDER	351,119			253,323	97,796
24139 VITAL & HEALTH STAT-CO. CLERK	1,422			520	902
24300 OILDALE REVITALIZATION FUND	8,420				8,420
25120 PARCEL MAP IN-LIEU FEES	500,697			458,980	41,717
26000 ARRA AGING & ADULT (STIMULUS)	457			453	4
26001 ARRA JUSTICE ASSISTANCE	103,018			103,018	
26006 ARRA ENERGY STIMULUS GRANT	8,041				8,041
TOTAL SPECIAL REVENUE FUNDS	**$ 227,326,544**	**$ 39,885,271**	**$ 4,503,160**	**$ 97,192,300**	**$ 85,745,813**
CAPITAL PROJECT FUNDS					
00004 ACO-GENERAL	$ 16,458,254	$	$ 5,764,109	$ 9,757,266	$ 936,879
00012 ACO-STRUCTURAL FIRE	271,421			272,628	(1,207)
00155 SEVENTH STANDARD ROAD PROJ	1,116,174			987,378	128,796
00156 WHEELER RIDGE OVERPASS	45,031			45,694	(663)
00220 7TH STANDARD WIDENING PROJECT	1,765,409	1,638,583		87,853	38,973
00221 2009 COP CAPITAL PROJECTS	1,825,298	1,753,980		53,371	17,947
00222 HAGEMAN ROAD SOG FUND	3,781,824	3,710,889		55,975	14,960
00235 TOBACCO SECUR PROCEEDS-CP FUND	36,751,122			36,434,889	316,233

State Controller Schedules
County Budget Act
January 2010

COUNTY OF KERN
Fund Balance - Governmental Funds
Fiscal Year 2012-13

Schedule 3

Fund Name	Total Fund Balance June 30, 2012 Actual	Less: Obligataed Fund Balances			Fund Balance Available June 30, 2012 Actual
		Encumbrances	Nonspendable/ Restricted/ Committed	Assigned	
1	2	3	4	5	6
40390 REXLAND ACRES SEWER IMPRVMNT	103,045			103,045	
TOTAL CAPITAL PROJECT FUNDS	**$ 62,117,578**	**$ 7,103,452**	**$ 5,764,109**	**$ 47,798,099**	**$ 1,451,918**
TOTAL GOVERNMENTAL FUNDS	**$ 489,737,280**	**$ 57,299,608**	**$ 62,551,890**	**$ 220,054,884**	**$ 149,830,898**

Arithmetic Results					COL 2-3-4-5
Total Transferred From			COL 4+5 = SCH 4, COL 2	COL 4+5 = SCH 4, COL 2	
Total Transferred To					SCH 2,COL 2

State Controller Schedules
County Budget Act
January 2010

COUNTY OF KERN
Obligated Fund Balances - By Governmental Funds
Fiscal Year 2012-13

Schedule 4

Description	Obligated Fund Balances June 30, 2012	Decreases or Cancellations: CAO Recommended	Decreases or Cancellations: Adopted by the Board of Supervisors	Increases or New: CAO Recommended	Increases or New: Adopted by the Board of Supervisors	Total Obligated Fund Balances the Budget Year
1	2	3	4	5	6	7
GENERAL FUND						
00001 GENERAL						
2134 RESERVE-GENERAL	$ 37,201,795	$	$	$ 2,798,205	$ 2,798,205	$ 40,000,000
2136 RESERVE-TAX LITIGATION	4,079,614					4,079,614
2150 DESIG-HUMAN SERVICES	12,354,000			3,100,000	3,100,000	15,454,000
2155 DESIG-RETIREMENT	12,361,854			2,225,624	2,225,624	14,587,478
2156 DESIG-INFRASTRUCTURE REPLACMNT	6,000,000			6,000,000	6,000,000	12,000,000
2170 DESIGN-PILT/TARP	101,900	101,900	101,900			
2178 DESIG-KMC WORKING CAPITAL				6,000,000	6,000,000	6,000,000
2179 DESIG-INFO TECHNOLOGY PROJECTS				450,000	450,000	450,000
2180 DESIG-SHERIFFS AIRCRAFT	977,207					977,207
2360 FUND BALANCE UNAVAILABLE	3,257,719					3,257,719
TOTAL 00001 GENERAL	**$ 76,334,089**	**$ 101,900**	**$ 101,900**	**$ 20,573,829**	**$ 20,573,829**	**$ 96,806,018**
00264 TAX LOSS RESERVE						
2131 RESERVE-1% TEETER PLAN	$ 7,745,493	$	$	$ 355,881	$ 355,881	$ 8,101,374
2173 DESIG-GENERAL	43,269,524			1,961,464	1,961,464	45,230,988
TOTAL 00264 TAX LOSS RESERVE	**$ 51,015,017**	**$**	**$**	**$ 2,317,345**	**$ 2,317,345**	**$ 53,332,362**
TOTAL GENERAL FUNDS	**$ 127,349,106**	**$ 101,900**	**$ 101,900**	**$ 22,891,174**	**$ 22,891,174**	**$ 150,138,380**
SPECIAL REVENUE FUND						
00007 ROAD						
2173 DESIG-GENERAL	$ 1,308,582	$ 1,308,582	$ 1,308,582	$	$	$
2360 FUND BALANCE UNAVAILABLE	1,063,979					1,063,979
TOTAL 00007 ROAD	**$ 2,372,561**	**$ 1,308,582**	**$ 1,308,582**	**$**	**$**	**$ 1,063,979**
00011 STRUCTURAL FIRE						
2136 RESERVE-TAX LITIGATION	$ 831,846	$	$	$	$	$ 831,846
2156 DESIG-INFRASTRUCTURE REPLACMNT				3,330,000	3,330,000	3,330,000
2360 FUND BALANCE UNAVAILABLE	960,556					960,556
TOTAL 00011 STRUCTURAL FIRE	**$ 1,792,402**	**$**	**$**	**$ 3,330,000**	**$ 3,330,000**	**$ 5,122,402**
00120 BUILDING INSPECTION						
2134 RESERVE-GENERAL	$ 1,436,779	$ 1,436,779	$ 1,436,779	$	$	$
2173 DESIG-GENERAL	3,576,483			5,412,409	5,412,409	8,988,892
2360 FUND BALANCE UNAVAILABLE	5,850					5,850

State Controller Schedules
County Budget Act
January 2010

COUNTY OF KERN
Obligated Fund Balances - By Governmental Funds
Fiscal Year 2012-13

Schedule 4

Description	Obligated Fund Balances June 30, 2012	Decreases or Cancellations: CAO Recommended	Decreases or Cancellations: Adopted by the Board of Supervisors	Increases or New: CAO Recommended	Increases or New: Adopted by the Board of Supervisors	Total Obligated Fund Balances the Budget Year
1	2	3	4	5	6	7
TOTAL 00120 BUILDING INSPECTION	**$ 5,019,112**	**$ 1,436,779**	**$ 1,436,779**	**$ 5,412,409**	**$ 5,412,409**	**$ 8,994,742**
00130 DEPT OF HUMAN SERVICES-ADMIN.						
2360 FUND BALANCE UNAVAILABLE	$ 101,350	$	$	$	$	$ 101,350
TOTAL 00130 DEPT OF HUMAN SERVICES-ADMIN.	**$ 101,350**	**$**	**$**	**$**	**$**	**$ 101,350**
00141 MENTAL HEALTH FUND						
2360 FUND BALANCE UNAVAILABLE	$ 1,300	$	$	$	$	$ 1,300
TOTAL 00141 MENTAL HEALTH FUND	**$ 1,300**	**$**	**$**	**$**	**$**	**$ 1,300**
00145 AGING AND ADULT SERVICES						
2360 FUND BALANCE UNAVAILABLE	$ 2,400	$	$	$	$	$ 2,400
TOTAL 00145 AGING AND ADULT SERVICES	**$ 2,400**	**$**	**$**	**$**	**$**	**$ 2,400**
00160 WILDLIFE RESOURCES						
2173 DESIG-GENERAL	$ 6,486	$	$	$ 11,563	$ 11,563	$ 18,049
TOTAL 00160 WILDLIFE RESOURCES	**$ 6,486**	**$**	**$**	**$ 11,563**	**$ 11,563**	**$ 18,049**
00161 TIMBER HARVEST FUND						
2173 DESIG-GENERAL	$ 15,447	$	$	$ 68,510	$ 68,510	$ 83,957
TOTAL 00161 TIMBER HARVEST FUND	**$ 15,447**	**$**	**$**	**$ 68,510**	**$ 68,510**	**$ 83,957**
00162 GRAFFITI ABATEMENT						
2173 DESIG-GENERAL	$ 1,904	$	$	$	$	$ 1,904
TOTAL 00162 GRAFFITI ABATEMENT	**$ 1,904**	**$**	**$**	**$**	**$**	**$ 1,904**
00163 PROBATION DJJ REALIGNMENT FUND						
2173 DESIG-GENERAL	$ 1,014,972	$ 27,700	$ 27,700	$	$	$ 987,272
TOTAL 00163 PROBATION DJJ REALIGNMENT FUND	**$ 1,014,972**	**$ 27,700**	**$ 27,700**	**$**	**$**	**$ 987,272**
00164 REAL ESTATE FRAUD						
2173 DESIG-GENERAL	$ 326,131	$ 76,550	$ 76,550	$	$	$ 249,581
TOTAL 00164 REAL ESTATE FRAUD	**$ 326,131**	**$ 76,550**	**$ 76,550**	**$**	**$**	**$ 249,581**
00165 LITTER CLEAN UP						
2173 DESIG-GENERAL	$ 1,846	$ 1,846	$ 1,846	$	$	$
TOTAL 00165 LITTER CLEAN UP	**$ 1,846**	**$ 1,846**	**$ 1,846**	**$**	**$**	**$**
00170 OFF HWY MV LIC						
2173 DESIG-GENERAL	$ 265,813	$	$	$ 156,747	$ 156,747	$ 422,560
TOTAL 00170 OFF HWY MV LIC	**$ 265,813**	**$**	**$**	**$ 156,747**	**$ 156,747**	**$ 422,560**
00171 PL LOC DRN-SHAL						
2173 DESIG-GENERAL	$ 4,903	$ 959	$ 959	$	$	$ 3,944

State Controller Schedules
County Budget Act
January 2010

COUNTY OF KERN
Obligated Fund Balances - By Governmental Funds
Fiscal Year 2012-13

Schedule 4

Description	Obligated Fund Balances June 30, 2012	Decreases or Cancellations: CAO Recommended	Decreases or Cancellations: Adopted by the Board of Supervisors	Increases or New: CAO Recommended	Increases or New: Adopted by the Board of Supervisors	Total Obligated Fund Balances the Budget Year
1	2	3	4	5	6	7
TOTAL 00171 PL LOC DRN-SHAL	**$ 4,903**	**$ 959**	**$ 959**	**$**	**$**	**$ 3,944**
00172 PL LOC DRN-BRUND						
2173 DESIG-GENERAL	$ 69,702	$ 9,511	$ 9,511	$	$	$ 60,191
TOTAL 00172 PL LOC DRN-BRUND	**$ 69,702**	**$ 9,511**	**$ 9,511**	**$**	**$**	**$ 60,191**
00173 PL LOC DRN-ORNGW						
2173 DESIG-GENERAL	$ 207,151	$	$	$ 6,464	$ 6,464	$ 213,615
TOTAL 00173 PL LOC DRN-ORNGW	**$ 207,151**	**$**	**$**	**$ 6,464**	**$ 6,464**	**$ 213,615**
00174 PL LOC DRN-BRECK						
2173 DESIG-GENERAL	$ 10,457	$ 2,366	$ 2,366	$	$	$ 8,091
TOTAL 00174 PL LOC DRN-BRECK	**$ 10,457**	**$ 2,366**	**$ 2,366**	**$**	**$**	**$ 8,091**
00175 RANGE IMP SEC 15						
2173 DESIG-GENERAL	$ 39,344	$ 1,008	$ 1,008	$	$	$ 38,336
TOTAL 00175 RANGE IMP SEC 15	**$ 39,344**	**$ 1,008**	**$ 1,008**	**$**	**$**	**$ 38,336**
00176 PL LOC DRN-OILDL						
2173 DESIG-GENERAL	$ 28,964	$	$	$ 3,409	$ 3,409	$ 32,373
TOTAL 00176 PL LOC DRN-OILDL	**$ 28,964**	**$**	**$**	**$ 3,409**	**$ 3,409**	**$ 32,373**
00177 RANGE IMP SEC 3						
2173 DESIG-GENERAL	$	$	$	$ 2,134	$ 2,134	$ 2,134
TOTAL 00177 RANGE IMP SEC 3	**$**	**$**	**$**	**$ 2,134**	**$ 2,134**	**$ 2,134**
00179 PROBATION TRN FD						
2173 DESIG-GENERAL	$ 20,478	$	$	$ 16,005	$ 16,005	$ 36,483
TOTAL 00179 PROBATION TRN FD	**$ 20,478**	**$**	**$**	**$ 16,005**	**$ 16,005**	**$ 36,483**
00180 DNA IDENTIFICATION						
2173 DESIG-GENERAL	$ 476,473	$ 424,150	$ 424,150	$	$	$ 52,323
TOTAL 00180 DNA IDENTIFICATION	**$ 476,473**	**$ 424,150**	**$ 424,150**	**$**	**$**	**$ 52,323**
00182 SHER FAC TRNG FD						
2173 DESIG-GENERAL	$ 4,293	$	$	$ 42,918	$ 42,918	$ 47,211
TOTAL 00182 SHER FAC TRNG FD	**$ 4,293**	**$**	**$**	**$ 42,918**	**$ 42,918**	**$ 47,211**
00183 KERN CO DEPT OF CHILD SUPPORT						
2173 DESIG-GENERAL	$ 719,234	$	$	$ 296,627	$ 296,627	$ 1,015,861
2360 FUND BALANCE UNAVAILABLE	95,600					95,600
TOTAL 00183 KERN CO DEPT OF CHILD SUPPORT	**$ 814,834**	**$**	**$**	**$ 296,627**	**$ 296,627**	**$ 1,111,461**
00184 AUTOMATED FINGERPRINT FUND						

State Controller Schedules | **COUNTY OF KERN** | **Schedule 4**
County Budget Act | **Obligated Fund Balances - By Governmental Funds**
January 2010 | **Fiscal Year 2012-13**

Description	Obligated Fund Balances June 30, 2012	Decreases or Cancellations		Increases or New		Total Obligated Fund Balances the Budget Year
		CAO Recommended	Adopted by the Board of Supervisors	CAO Recommended	Adopted by the Board of Supervisors	
1	2	3	4	5	6	7
2173 DESIG-GENERAL	$ 1,372,700	$ 269,989	$ 269,989	$	$	$ 1,102,711
TOTAL 00184 AUTOMATED FINGERPRINT FUND	**$ 1,372,700**	**$ 269,989**	**$ 269,989**	**$**	**$**	**$ 1,102,711**
00186 JUV JUST FAC TEMP CONST						
2173 DESIG-GENERAL	$ 7,910	$	$	$ 303	$ 303	$ 8,213
TOTAL 00186 JUV JUST FAC TEMP CONST	**$ 7,910**	**$**	**$**	**$ 303**	**$ 303**	**$ 8,213**
00187 EMERGENCY MEDICAL SERVICES FND						
2173 DESIG-GENERAL	$ 924,822	$ 98,565	$ 98,565	$	$	$ 826,257
TOTAL 00187 EMERGENCY MEDICAL SERVICES FND	**$ 924,822**	**$ 98,565**	**$ 98,565**	**$**	**$**	**$ 826,257**
00188 AUTOMATED CO WARRANT SYSTEM						
2173 DESIG-GENERAL	$ 58,811	$ 42,582	$ 42,582	$	$	$ 16,229
TOTAL 00188 AUTOMATED CO WARRANT SYSTEM	**$ 58,811**	**$ 42,582**	**$ 42,582**	**$**	**$**	**$ 16,229**
00190 DOMESTIC VIOL PG						
2173 DESIG-GENERAL	$ 21,431	$	$	$ 34,466	$ 34,466	$ 55,897
TOTAL 00190 DOMESTIC VIOL PG	**$ 21,431**	**$**	**$**	**$ 34,466**	**$ 34,466**	**$ 55,897**
00191 CRIMINAL JUS FACILITIES CONST						
2173 DESIG-GENERAL	$ 3,144,260	$ 587,015	$ 587,015	$	$	$ 2,557,245
TOTAL 00191 CRIMINAL JUS FACILITIES CONST	**$ 3,144,260**	**$ 587,015**	**$ 587,015**	**$**	**$**	**$ 2,557,245**
00192 RECORDER						
2360 FUND BALANCE UNAVAILABLE	$ 3,500	$	$	$	$	$ 3,500
TOTAL 00192 RECORDER	**$ 3,500**	**$**	**$**	**$**	**$**	**$ 3,500**
00194 RECORDER`S SSN TRUNCATION						
2173 DESIG-GENERAL	$ 177,447	$	$	$ 175,915	$ 175,915	$ 353,362
TOTAL 00194 RECORDER`S SSN TRUNCATION	**$ 177,447**	**$**	**$**	**$ 175,915**	**$ 175,915**	**$ 353,362**
00195 ALCOHOLISM PROG						
2173 DESIG-GENERAL	$ 65,802	$ 51,489	$ 51,489	$	$	$ 14,313
TOTAL 00195 ALCOHOLISM PROG	**$ 65,802**	**$ 51,489**	**$ 51,489**	**$**	**$**	**$ 14,313**
00196 ALCOHOL ABUSE EDUCATION/PREV						
2173 DESIG-GENERAL	$ 69,138	$	$	$ 14,745	$ 14,745	$ 83,883
TOTAL 00196 ALCOHOL ABUSE EDUCATION/PREV	**$ 69,138**	**$**	**$**	**$ 14,745**	**$ 14,745**	**$ 83,883**
00197 DRUG PROGRAM FUND						
2173 DESIG-GENERAL	$ 326,831	$	$	$ 15,313	$ 15,313	$ 342,144
TOTAL 00197 DRUG PROGRAM FUND	**$ 326,831**	**$**	**$**	**$ 15,313**	**$ 15,313**	**$ 342,144**
00198 RECORDERS MODERNIZATION FUND						

State Controller Schedules
County Budget Act
January 2010

COUNTY OF KERN
Obligated Fund Balances - By Governmental Funds
Fiscal Year 2012-13

Schedule 4

Description	Obligated Fund Balances June 30, 2012	Decreases or Cancellations: CAO Recommended	Decreases or Cancellations: Adopted by the Board of Supervisors	Increases or New: CAO Recommended	Increases or New: Adopted by the Board of Supervisors	Total Obligated Fund Balances the Budget Year
1	2	3	4	5	6	7
2173 DESIG-GENERAL	$ 2,572,400	$ 1,528,859	$ 1,528,859	$	$	$ 1,043,541
TOTAL 00198 RECORDERS MODERNIZATION FUND	**$ 2,572,400**	**$ 1,528,859**	**$ 1,528,859**	**$**	**$**	**$ 1,043,541**
00199 MICROGRAPHIC-RCD						
2173 DESIG-GENERAL	$ 45,898	$	$	$ 72,261	$ 72,261	$ 118,159
TOTAL 00199 MICROGRAPHIC-RCD	**$ 45,898**	**$**	**$**	**$ 72,261**	**$ 72,261**	**$ 118,159**
00266 REDEMPTION SYSTEMS						
2173 DESIG-GENERAL	$ 3,172,455	$ 359,548	$ 359,548	$	$	$ 2,812,907
TOTAL 00266 REDEMPTION SYSTEMS	**$ 3,172,455**	**$ 359,548**	**$ 359,548**	**$**	**$**	**$ 2,812,907**
00270 ABATEMENT COST						
2173 DESIG-GENERAL	$ 33,153	$ 33,153	$ 33,153	$	$	$
TOTAL 00270 ABATEMENT COST	**$ 33,153**	**$ 33,153**	**$ 33,153**	**$**	**$**	**$**
22010 COUNTY LOCAL REVENUE FUND 2011						
2173 DESIG-GENERAL	$	$	$	$ 2,511,843	$ 2,511,843	$ 2,511,843
TOTAL 22010 COUNTY LOCAL REVENUE FUND 2011	**$**	**$**	**$**	**$ 2,511,843**	**$ 2,511,843**	**$ 2,511,843**
22020 A-C FARM ADV AGRI RESEARCH						
2173 DESIG-GENERAL	$ 1	$ 1	$ 1	$	$	$
TOTAL 22020 A-C FARM ADV AGRI RESEARCH	**$ 1**	**$ 1**	**$ 1**	**$**	**$**	**$**
22021 ANIMAL CARE DONATIONS						
2173 DESIG-GENERAL	$	$	$	$ 39,750	$ 39,750	$ 39,750
TOTAL 22021 ANIMAL CARE DONATIONS	**$**	**$**	**$**	**$ 39,750**	**$ 39,750**	**$ 39,750**
22023 ANIMAL CARE						
2173 DESIG-GENERAL	$	$	$	$ 152	$ 152	$ 152
TOTAL 22023 ANIMAL CARE	**$**	**$**	**$**	**$ 152**	**$ 152**	**$ 152**
22027 STERILIZATION FUND						
2173 DESIG-GENERAL	$ 19,861	$	$	$ 19,120	$ 19,120	$ 38,981
TOTAL 22027 STERILIZATION FUND	**$ 19,861**	**$**	**$**	**$ 19,120**	**$ 19,120**	**$ 38,981**
22036 BOARD OF TRADE-ADVERTISING						
2173 DESIG-GENERAL	$ 6,681	$	$	$ 85,342	$ 85,342	$ 92,023
TOTAL 22036 BOARD OF TRADE-ADVERTISING	**$ 6,681**	**$**	**$**	**$ 85,342**	**$ 85,342**	**$ 92,023**
22042 GENERAL PLAN ADMIN SURCHARGE						
2173 DESIG-GENERAL	$ 595,861	$ 68,935	$ 68,935	$	$	$ 526,926
TOTAL 22042 GENERAL PLAN ADMIN SURCHARGE	**$ 595,861**	**$ 68,935**	**$ 68,935**	**$**	**$**	**$ 526,926**
22045 CO-WIDE CRIME PREV. P.C.1202.5						

State Controller Schedules
County Budget Act
January 2010

COUNTY OF KERN
Obligated Fund Balances - By Governmental Funds
Fiscal Year 2012-13

Schedule 4

Description	Obligated Fund Balances June 30, 2012	Decreases or Cancellations: CAO Recommended	Decreases or Cancellations: Adopted by the Board of Supervisors	Increases or New: CAO Recommended	Increases or New: Adopted by the Board of Supervisors	Total Obligated Fund Balances the Budget Year
1	2	3	4	5	6	7
2173 DESIG-GENERAL	$ 6,824	$	$	$ 705	$ 705	$ 7,529
TOTAL 22045 CO-WIDE CRIME PREV. P.C.1202.5	**$ 6,824**	**$**	**$**	**$ 705**	**$ 705**	**$ 7,529**
22064 D.A.-LOCAL FORFEITURE TRUST						
2173 DESIG-GENERAL	$ 44,377	$	$	$ 252,274	$ 252,274	$ 296,651
TOTAL 22064 D.A.-LOCAL FORFEITURE TRUST	**$ 44,377**	**$**	**$**	**$ 252,274**	**$ 252,274**	**$ 296,651**
22066 SOLID WASTE-LEA GRANT						
2173 DESIG-GENERAL	$ 30,284	$	$	$ 244	$ 244	$ 30,528
TOTAL 22066 SOLID WASTE-LEA GRANT	**$ 30,284**	**$**	**$**	**$ 244**	**$ 244**	**$ 30,528**
22067 HEALTH-LOCAL OPTION						
2173 DESIG-GENERAL	$ 19,633	$ 16,073	$ 16,073	$	$	$ 3,560
TOTAL 22067 HEALTH-LOCAL OPTION	**$ 19,633**	**$ 16,073**	**$ 16,073**	**$**	**$**	**$ 3,560**
22068 HLTH-STATE L.U.S.T. PROG						
2173 DESIG-GENERAL	$ 159,786	$ 159,136	$ 159,136	$	$	$ 650
TOTAL 22068 HLTH-STATE L.U.S.T. PROG	**$ 159,786**	**$ 159,136**	**$ 159,136**	**$**	**$**	**$ 650**
22069 PUBLIC HEALTH MISCELLANEOUS						
2173 DESIG-GENERAL	$ 7,131	$	$	$ 12,692	$ 12,692	$ 19,823
TOTAL 22069 PUBLIC HEALTH MISCELLANEOUS	**$ 7,131**	**$**	**$**	**$ 12,692**	**$ 12,692**	**$ 19,823**
22073 HEALTH-MAA/TCM						
2173 DESIG-GENERAL	$ 68,974	$ 43	$ 43	$	$	$ 68,931
TOTAL 22073 HEALTH-MAA/TCM	**$ 68,974**	**$ 43**	**$ 43**	**$**	**$**	**$ 68,931**
22074 H1N1 PUB HLTH EMERG RESP FUNDS						
2173 DESIG-GENERAL	$ 2,897	$ 2,897	$ 2,897	$	$	$
TOTAL 22074 H1N1 PUB HLTH EMERG RESP FUNDS	**$ 2,897**	**$ 2,897**	**$ 2,897**	**$**	**$**	**$**
22076 CHILD RESTRAINT LOANER PRG						
2173 DESIG-GENERAL	$ 167,679	$ 84,352	$ 84,352	$	$	$ 83,327
TOTAL 22076 CHILD RESTRAINT LOANER PRG	**$ 167,679**	**$ 84,352**	**$ 84,352**	**$**	**$**	**$ 83,327**
22079 D. A. EQUIPMENT/AUTOMATION						
2173 DESIG-GENERAL	$ 546,167	$ 296,777	$ 296,777	$	$	$ 249,390
TOTAL 22079 D. A. EQUIPMENT/AUTOMATION	**$ 546,167**	**$ 296,777**	**$ 296,777**	**$**	**$**	**$ 249,390**
22082 KCIRT						
2173 DESIG-GENERAL	$ 1,171	$ 1,162	$ 1,162	$	$	$ 9
TOTAL 22082 KCIRT	**$ 1,171**	**$ 1,162**	**$ 1,162**	**$**	**$**	**$ 9**
22085 MENTAL HEALTH SERVICES ACT						

State Controller Schedules
County Budget Act
January 2010

COUNTY OF KERN
Obligated Fund Balances - By Governmental Funds
Fiscal Year 2012-13

Schedule 4

Description	Obligated Fund Balances June 30, 2012	Decreases or Cancellations: CAO Recommended	Decreases or Cancellations: Adopted by the Board of Supervisors	Increases or New: CAO Recommended	Increases or New: Adopted by the Board of Supervisors	Total Obligated Fund Balances the Budget Year
1	2	3	4	5	6	7
2173 DESIG-GENERAL	$ 26,592,770	$ 12,159,886	$ 12,159,886	$	$	$ 14,432,884
TOTAL 22085 MENTAL HEALTH SERVICES ACT	**$ 26,592,770**	**$ 12,159,886**	**$ 12,159,886**	**$**	**$**	**$ 14,432,884**
22086 MHSA PRUDENT RESERVE						
2173 DESIG-GENERAL	$ 6,735,535	$	$	$ 5,913,303	$ 5,913,303	$ 12,648,838
TOTAL 22086 MHSA PRUDENT RESERVE	**$ 6,735,535**	**$**	**$**	**$ 5,913,303**	**$ 5,913,303**	**$ 12,648,838**
22087 CRIMINALISTICS LABORATORIES						
2173 DESIG-GENERAL	$ 93,760	$	$	$ 105,966	$ 105,966	$ 199,726
TOTAL 22087 CRIMINALISTICS LABORATORIES	**$ 93,760**	**$**	**$**	**$ 105,966**	**$ 105,966**	**$ 199,726**
22098 PROBATION ASSET FORFEITURE						
2173 DESIG-GENERAL	$ 51,311	$	$	$ 5,512	$ 5,512	$ 56,823
TOTAL 22098 PROBATION ASSET FORFEITURE	**$ 51,311**	**$**	**$**	**$ 5,512**	**$ 5,512**	**$ 56,823**
22116 HEALTH-NNFP						
2173 DESIG-GENERAL	$ 101,347	$ 101,347	$ 101,347	$	$	$
TOTAL 22116 HEALTH-NNFP	**$ 101,347**	**$ 101,347**	**$ 101,347**	**$**	**$**	**$**
22121 TRUCK 21 REPLACEMENT						
2173 DESIG-GENERAL	$ 3,488	$	$	$ 28	$ 28	$ 3,516
TOTAL 22121 TRUCK 21 REPLACEMENT	**$ 3,488**	**$**	**$**	**$ 28**	**$ 28**	**$ 3,516**
22122 FIXED WING AIRCRAFT						
2173 DESIG-GENERAL	$ 13,968	$	$	$ 37,548	$ 37,548	$ 51,516
TOTAL 22122 FIXED WING AIRCRAFT	**$ 13,968**	**$**	**$**	**$ 37,548**	**$ 37,548**	**$ 51,516**
22123 VEHICLE/APPARATUS						
2173 DESIG-GENERAL	$ 571,900	$	$	$ 79,689	$ 79,689	$ 651,589
TOTAL 22123 VEHICLE/APPARATUS	**$ 571,900**	**$**	**$**	**$ 79,689**	**$ 79,689**	**$ 651,589**
22125 HAZARDOUS WASTE SETTLEMNTS						
2173 DESIG-GENERAL	$ 518,252	$ 14,270	$ 14,270	$ 345,689	$ 345,689	$ 849,671
TOTAL 22125 HAZARDOUS WASTE SETTLEMNTS	**$ 518,252**	**$ 14,270**	**$ 14,270**	**$ 345,689**	**$ 345,689**	**$ 849,671**
22126 SHERIFF`S-RURAL CRIME						
2173 DESIG-GENERAL	$ 20	$	$	$ 1	$ 1	$ 21
TOTAL 22126 SHERIFF`S-RURAL CRIME	**$ 20**	**$**	**$**	**$ 1**	**$ 1**	**$ 21**
22127 SHERIFF`S CAL-ID						
2173 DESIG-GENERAL	$ 2,670,691	$ 340,538	$ 340,538	$	$	$ 2,330,153
TOTAL 22127 SHERIFF`S CAL-ID	**$ 2,670,691**	**$ 340,538**	**$ 340,538**	**$**	**$**	**$ 2,330,153**
22128 SHERIFF`S CIVIL SUBPOENAS						

State Controller Schedules
County Budget Act
January 2010

COUNTY OF KERN
Obligated Fund Balances - By Governmental Funds
Fiscal Year 2012-13

Schedule 4

Description	Obligated Fund Balances June 30, 2012	Decreases or Cancellations		Increases or New		Total Obligated Fund Balances the Budget Year
		CAO Recommended	Adopted by the Board of Supervisors	CAO Recommended	Adopted by the Board of Supervisors	
1	2	3	4	5	6	7
2173 DESIG-GENERAL	$ 20,934	$	$	$ 8,700	$ 8,700	$ 29,634
TOTAL 22128 SHERIFF`S CIVIL SUBPOENAS	**$ 20,934**	**$**	**$**	**$ 8,700**	**$ 8,700**	**$ 29,634**
22129 KNET-SPC ASSET FORFEITURE REV						
2173 DESIG-GENERAL	$ 164,606	$ 7,366	$ 7,366	$	$	$ 157,240
TOTAL 22129 KNET-SPC ASSET FORFEITURE REV	**$ 164,606**	**$ 7,366**	**$ 7,366**	**$**	**$**	**$ 157,240**
22131 SHERIFF`S DRUG ABUSE GANG DIVR						
2173 DESIG-GENERAL	$ 279,681	$ 44,982	$ 44,982	$	$	$ 234,699
TOTAL 22131 SHERIFF`S DRUG ABUSE GANG DIVR	**$ 279,681**	**$ 44,982**	**$ 44,982**	**$**	**$**	**$ 234,699**
22132 SHERIFF`S TRAINING						
2173 DESIG-GENERAL	$ 1,958	$	$	$ 21,814	$ 21,814	$ 23,772
TOTAL 22132 SHERIFF`S TRAINING	**$ 1,958**	**$**	**$**	**$ 21,814**	**$ 21,814**	**$ 23,772**
22133 SHERIFF-WORK RELEASE						
2173 DESIG-GENERAL	$ 304,516	$ 125,428	$ 125,428	$	$	$ 179,088
TOTAL 22133 SHERIFF-WORK RELEASE	**$ 304,516**	**$ 125,428**	**$ 125,428**	**$**	**$**	**$ 179,088**
22137 SHERIFF-STATE FORFEITURE						
2173 DESIG-GENERAL	$ 335,906	$	$	$ 30,330	$ 30,330	$ 366,236
TOTAL 22137 SHERIFF-STATE FORFEITURE	**$ 335,906**	**$**	**$**	**$ 30,330**	**$ 30,330**	**$ 366,236**
22138 SHERIFF`S CIVIL AUTOMATED						
2173 DESIG-GENERAL	$ 673,510	$	$	$ 200,314	$ 200,314	$ 873,824
TOTAL 22138 SHERIFF`S CIVIL AUTOMATED	**$ 673,510**	**$**	**$**	**$ 200,314**	**$ 200,314**	**$ 873,824**
22140 SHERIFFS FIREARMS						
2173 DESIG-GENERAL	$ 101,603	$ 22,652	$ 22,652	$	$	$ 78,951
TOTAL 22140 SHERIFFS FIREARMS	**$ 101,603**	**$ 22,652**	**$ 22,652**	**$**	**$**	**$ 78,951**
22141 SHERIFF-JUDGEMENT DEBTORS FEE						
2173 DESIG-GENERAL	$ 717,527	$	$	$ 940	$ 940	$ 718,467
TOTAL 22141 SHERIFF-JUDGEMENT DEBTORS FEE	**$ 717,527**	**$**	**$**	**$ 940**	**$ 940**	**$ 718,467**
22142 SHERIFF`S COMM RESOURCES						
2173 DESIG-GENERAL	$ 59,733	$	$	$ 5,257	$ 5,257	$ 64,990
TOTAL 22142 SHERIFF`S COMM RESOURCES	**$ 59,733**	**$**	**$**	**$ 5,257**	**$ 5,257**	**$ 64,990**
22143 SHERIFF`S VOLUNTEER SERV GRP						
2173 DESIG-GENERAL	$ 96,812	$ 14,313	$ 14,313	$	$	$ 82,499
TOTAL 22143 SHERIFF`S VOLUNTEER SERV GRP	**$ 96,812**	**$ 14,313**	**$ 14,313**	**$**	**$**	**$ 82,499**
22144 SHER-CONTROLLED SUBTANCE						

State Controller Schedules
County Budget Act
January 2010

COUNTY OF KERN
Obligated Fund Balances - By Governmental Funds
Fiscal Year 2012-13

Schedule 4

Description	Obligated Fund Balances June 30, 2012	Decreases or Cancellations: CAO Recommended	Decreases or Cancellations: Adopted by the Board of Supervisors	Increases or New: CAO Recommended	Increases or New: Adopted by the Board of Supervisors	Total Obligated Fund Balances the Budget Year
1	2	3	4	5	6	7
2173 DESIG-GENERAL	$ 1,117,479	$ 431,781	$ 431,781	$	$	$ 685,698
TOTAL 22144 SHER-CONTROLLED SUBTANCE	**$ 1,117,479**	**$ 431,781**	**$ 431,781**	**$**	**$**	**$ 685,698**
22153 BKFD PLANNED SEWER #1						
2173 DESIG-GENERAL	$ 1,218,719	$	$	$ 411,065	$ 411,065	$ 1,629,784
TOTAL 22153 BKFD PLANNED SEWER #1	**$ 1,218,719**	**$**	**$**	**$ 411,065**	**$ 411,065**	**$ 1,629,784**
22156 DIVCA LOCAL FRANCHISE FEE						
2173 DESIG-GENERAL	$ 453,231	$ 174,540	$ 174,540	$	$	$ 278,691
TOTAL 22156 DIVCA LOCAL FRANCHISE FEE	**$ 453,231**	**$ 174,540**	**$ 174,540**	**$**	**$**	**$ 278,691**
22158 BKFD PLANNED SEWER #2						
2173 DESIG-GENERAL	$ 97,876	$	$	$ 1,123	$ 1,123	$ 98,999
TOTAL 22158 BKFD PLANNED SEWER #2	**$ 97,876**	**$**	**$**	**$ 1,123**	**$ 1,123**	**$ 98,999**
22160 SHERIFF`S CAL-MMET						
2173 DESIG-GENERAL	$ 12,962	$	$	$ 74	$ 74	$ 13,036
TOTAL 22160 SHERIFF`S CAL-MMET	**$ 12,962**	**$**	**$**	**$ 74**	**$ 74**	**$ 13,036**
22161 HIDTA-STATE ASSET FORFEIT						
2173 DESIG-GENERAL	$ 156,561	$ 5,186	$ 5,186	$	$	$ 151,375
TOTAL 22161 HIDTA-STATE ASSET FORFEIT	**$ 156,561**	**$ 5,186**	**$ 5,186**	**$**	**$**	**$ 151,375**
22162 CAL-MMET-STATE ASSET FORFEIT						
2173 DESIG-GENERAL	$ 811,124	$	$	$ 121,358	$ 121,358	$ 932,482
TOTAL 22162 CAL-MMET-STATE ASSET FORFEIT	**$ 811,124**	**$**	**$**	**$ 121,358**	**$ 121,358**	**$ 932,482**
22163 HIGH TECH EQUIPMENT						
2173 DESIG-GENERAL	$ 3,933	$	$	$ 15	$ 15	$ 3,948
TOTAL 22163 HIGH TECH EQUIPMENT	**$ 3,933**	**$**	**$**	**$ 15**	**$ 15**	**$ 3,948**
22164 BKFD PLANNED SEWER #3						
2173 DESIG-GENERAL	$ 446	$	$	$ 11	$ 11	$ 457
TOTAL 22164 BKFD PLANNED SEWER #3	**$ 446**	**$**	**$**	**$ 11**	**$ 11**	**$ 457**
22166 BKFD PLANNED SEWER #4						
2173 DESIG-GENERAL	$ 6,469	$	$	$ 2,160	$ 2,160	$ 8,629
TOTAL 22166 BKFD PLANNED SEWER #4	**$ 6,469**	**$**	**$**	**$ 2,160**	**$ 2,160**	**$ 8,629**
22167 BKFD PLANNED SEWER #5						
2173 DESIG-GENERAL	$ 6,688	$	$	$ 8,266	$ 8,266	$ 14,954
TOTAL 22167 BKFD PLANNED SEWER #5	**$ 6,688**	**$**	**$**	**$ 8,266**	**$ 8,266**	**$ 14,954**
22173 CO PLANNED SEWER AREA A						

State Controller Schedules
County Budget Act
January 2010

COUNTY OF KERN
Obligated Fund Balances - By Governmental Funds
Fiscal Year 2012-13

Schedule 4

Description	Obligated Fund Balances June 30, 2012	Decreases or Cancellations		Increases or New		Total Obligated Fund Balances the Budget Year
		CAO Recommended	Adopted by the Board of Supervisors	CAO Recommended	Adopted by the Board of Supervisors	
1	2	3	4	5	6	7
2173 DESIG-GENERAL	$ 17,148	$	$	$ 157	$ 157	$ 17,305
TOTAL 22173 CO PLANNED SEWER AREA A	**$ 17,148**	**$**	**$**	**$ 157**	**$ 157**	**$ 17,305**
22176 HEALTH-BIO TERRORISM GRANT						
2173 DESIG-GENERAL	$ 263,147	$ 215,478	$ 215,478	$	$	$ 47,669
TOTAL 22176 HEALTH-BIO TERRORISM GRANT	**$ 263,147**	**$ 215,478**	**$ 215,478**	**$**	**$**	**$ 47,669**
22177 CO PLANNED SEWER AREA B						
2173 DESIG-GENERAL	$ 217	$	$	$ 5	$ 5	$ 222
TOTAL 22177 CO PLANNED SEWER AREA B	**$ 217**	**$**	**$**	**$ 5**	**$ 5**	**$ 222**
22184 CSA #71 SEPTIC ABANDONMENT						
2173 DESIG-GENERAL	$ 275,026	$	$	$ 49,178	$ 49,178	$ 324,204
TOTAL 22184 CSA #71 SEPTIC ABANDONMENT	**$ 275,026**	**$**	**$**	**$ 49,178**	**$ 49,178**	**$ 324,204**
22185 WRAPAROUND SAVINGS						
2173 DESIG-GENERAL	$ 2,281,848	$	$	$ 530,079	$ 530,079	$ 2,811,927
TOTAL 22185 WRAPAROUND SAVINGS	**$ 2,281,848**	**$**	**$**	**$ 530,079**	**$ 530,079**	**$ 2,811,927**
22187 RECORDERS ELECTRONIC RECORDING						
2173 DESIG-GENERAL	$ 395,992	$ 92,368	$ 92,368	$	$	$ 303,624
TOTAL 22187 RECORDERS ELECTRONIC RECORDING	**$ 395,992**	**$ 92,368**	**$ 92,368**	**$**	**$**	**$ 303,624**
22188 FIREWORKS VIOLATIONS						
2173 DESIG-GENERAL	$ 20,869	$	$	$ 24,410	$ 24,410	$ 45,279
TOTAL 22188 FIREWORKS VIOLATIONS	**$ 20,869**	**$**	**$**	**$ 24,410**	**$ 24,410**	**$ 45,279**
22190 COMM CORR PERFORM INCENT FUND						
2173 DESIG-GENERAL	$	$	$	$ 14,851	$ 14,851	$ 14,851
TOTAL 22190 COMM CORR PERFORM INCENT FUND	**$**	**$**	**$**	**$ 14,851**	**$ 14,851**	**$ 14,851**
24024 DA FAMILY - EXCESS REVENUE						
2173 DESIG-GENERAL	$ 367,945	$ 1,035	$ 1,035	$ 2,800	$ 2,800	$ 369,710
TOTAL 24024 DA FAMILY - EXCESS REVENUE	**$ 367,945**	**$ 1,035**	**$ 1,035**	**$ 2,800**	**$ 2,800**	**$ 369,710**
24028 D.A.-FEDERAL FORFEITURE						
2173 DESIG-GENERAL	$ 39,423	$	$	$ 53,154	$ 53,154	$ 92,577
TOTAL 24028 D.A.-FEDERAL FORFEITURE	**$ 39,423**	**$**	**$**	**$ 53,154**	**$ 53,154**	**$ 92,577**
24038 DA-COURT ORDERED PENALTIES						
2173 DESIG-GENERAL	$ 1,296,914	$	$	$ 126,307	$ 126,307	$ 1,423,221
TOTAL 24038 DA-COURT ORDERED PENALTIES	**$ 1,296,914**	**$**	**$**	**$ 126,307**	**$ 126,307**	**$ 1,423,221**
24039 HOPST PREPAREDNESS PRGM GRANT						

State Controller Schedules
County Budget Act
January 2010

COUNTY OF KERN
Obligated Fund Balances - By Governmental Funds
Fiscal Year 2012-13

Schedule 4

Description	Obligated Fund Balances June 30, 2012	Decreases or Cancellations		Increases or New		Total Obligated Fund Balances the Budget Year
		CAO Recommended	Adopted by the Board of Supervisors	CAO Recommended	Adopted by the Board of Supervisors	
1	2	3	4	5	6	7
2173 DESIG-GENERAL	$ 666	$	$	$ 206	$ 206	$ 872
TOTAL 24039 HOPST PREPAREDNESS PRGM GRANT	**$ 666**	**$**	**$**	**$ 206**	**$ 206**	**$ 872**
24041 EMS WEEK - DONATIONS						
2173 DESIG-GENERAL	$ 24,449	$ 1,014	$ 1,014	$	$	$ 23,435
TOTAL 24041 EMS WEEK - DONATIONS	**$ 24,449**	**$ 1,014**	**$ 1,014**	**$**	**$**	**$ 23,435**
24042 FIRE DEPT DONATIONS						
2173 DESIG-GENERAL	$ 81,157	$ 9,007	$ 9,007	$	$	$ 72,150
TOTAL 24042 FIRE DEPT DONATIONS	**$ 81,157**	**$ 9,007**	**$ 9,007**	**$**	**$**	**$ 72,150**
24043 STATE FIRE						
2173 DESIG-GENERAL	$ 2,722,897	$	$	$ 309,096	$ 309,096	$ 3,031,993
TOTAL 24043 STATE FIRE	**$ 2,722,897**	**$**	**$**	**$ 309,096**	**$ 309,096**	**$ 3,031,993**
24044 FIRE-HAZARD REDUCTION						
2173 DESIG-GENERAL	$ 357,681	$	$	$ 238,665	$ 238,665	$ 596,346
TOTAL 24044 FIRE-HAZARD REDUCTION	**$ 357,681**	**$**	**$**	**$ 238,665**	**$ 238,665**	**$ 596,346**
24047 FIRE-HELICOPTER OPERATIONS						
2173 DESIG-GENERAL	$ 504,328	$	$	$ 57,067	$ 57,067	$ 561,395
TOTAL 24047 FIRE-HELICOPTER OPERATIONS	**$ 504,328**	**$**	**$**	**$ 57,067**	**$ 57,067**	**$ 561,395**
24050 MOBILE FIRE KITCHEN						
2173 DESIG-GENERAL	$ 2,982	$ 43	$ 43	$	$	$ 2,939
TOTAL 24050 MOBILE FIRE KITCHEN	**$ 2,982**	**$ 43**	**$ 43**	**$**	**$**	**$ 2,939**
24057 INMATE WELF-SHER CORRECTION FC						
2173 DESIG-GENERAL	$ 5,770,023	$	$	$ 97,252	$ 97,252	$ 5,867,275
TOTAL 24057 INMATE WELF-SHER CORRECTION FC	**$ 5,770,023**	**$**	**$**	**$ 97,252**	**$ 97,252**	**$ 5,867,275**
24060 JUVENILE INMATE WELFARE						
2173 DESIG-GENERAL	$ 139,172	$	$	$ 38,314	$ 38,314	$ 177,486
TOTAL 24060 JUVENILE INMATE WELFARE	**$ 139,172**	**$**	**$**	**$ 38,314**	**$ 38,314**	**$ 177,486**
24066 KERN CO CHILDREN`S						
2173 DESIG-GENERAL	$ 88,242	$	$	$ 145,205	$ 145,205	$ 233,447
TOTAL 24066 KERN CO CHILDREN`S	**$ 88,242**	**$**	**$**	**$ 145,205**	**$ 145,205**	**$ 233,447**
24067 KERN CO LIBRARY TRUST FUND						
2173 DESIG-GENERAL	$ 579,217	$	$	$ 178,765	$ 178,765	$ 757,982
TOTAL 24067 KERN CO LIBRARY TRUST FUND	**$ 579,217**	**$**	**$**	**$ 178,765**	**$ 178,765**	**$ 757,982**
24088 CORE AREA METRO BFLD IMP FEE						

State Controller Schedules | **COUNTY OF KERN** | **Schedule 4**
County Budget Act | **Obligated Fund Balances - By Governmental Funds**
January 2010 | **Fiscal Year 2012-13**

Description	Obligated Fund Balances June 30, 2012	Decreases or Cancellations		Increases or New		Total Obligated Fund Balances the Budget Year
		CAO Recommended	Adopted by the Board of Supervisors	CAO Recommended	Adopted by the Board of Supervisors	
1	2	3	4	5	6	7
2173 DESIG-GENERAL	$ 2,399,705	$ 1,200,945	$ 1,200,945	$	$	$ 1,198,760
TOTAL 24088 CORE AREA METRO BFLD IMP FEE	**$ 2,399,705**	**$ 1,200,945**	**$ 1,200,945**	**$**	**$**	**$ 1,198,760**
24089 METRO BFLD TRANSPORT IMP FEE						
2173 DESIG-GENERAL	$ 10,130,223	$	$	$ 417,020	$ 417,020	$ 10,547,243
TOTAL 24089 METRO BFLD TRANSPORT IMP FEE	**$ 10,130,223**	**$**	**$**	**$ 417,020**	**$ 417,020**	**$ 10,547,243**
24091 ROSAMOND TRANSPORT IMP FEE						
2173 DESIG-GENERAL	$ 323,515	$	$	$ 103,319	$ 103,319	$ 426,834
TOTAL 24091 ROSAMOND TRANSPORT IMP FEE	**$ 323,515**	**$**	**$**	**$ 103,319**	**$ 103,319**	**$ 426,834**
24094 SOLID WASTE ENFORCEMENT						
2173 DESIG-GENERAL	$ 227,554	$ 227,554	$ 227,554	$	$	$
TOTAL 24094 SOLID WASTE ENFORCEMENT	**$ 227,554**	**$ 227,554**	**$ 227,554**	**$**	**$**	**$**
24095 BAKERSFIELD MITIGATION						
2173 DESIG-GENERAL	$ 673,895	$	$	$ 416,087	$ 416,087	$ 1,089,982
TOTAL 24095 BAKERSFIELD MITIGATION	**$ 673,895**	**$**	**$**	**$ 416,087**	**$ 416,087**	**$ 1,089,982**
24096 TEH TRANSP IMPACT FEE CORE						
2173 DESIG-GENERAL	$ 12,203	$ 56	$ 56	$	$	$ 12,147
TOTAL 24096 TEH TRANSP IMPACT FEE CORE	**$ 12,203**	**$ 56**	**$ 56**	**$**	**$**	**$ 12,147**
24097 TEH TRANSP IMPACT FEE NON-CORE						
2173 DESIG-GENERAL	$ 1,304,555	$ 87,738	$ 87,738	$	$	$ 1,216,817
TOTAL 24097 TEH TRANSP IMPACT FEE NON-CORE	**$ 1,304,555**	**$ 87,738**	**$ 87,738**	**$**	**$**	**$ 1,216,817**
24105 JAMISON CENTER						
2173 DESIG-GENERAL	$ 105,123	$	$	$ 20,526	$ 20,526	$ 125,649
TOTAL 24105 JAMISON CENTER	**$ 105,123**	**$**	**$**	**$ 20,526**	**$ 20,526**	**$ 125,649**
24125 STRONG MOT INSTRUMENTATION						
2173 DESIG-GENERAL	$ 93,119	$	$	$ 192,073	$ 192,073	$ 285,192
TOTAL 24125 STRONG MOT INSTRUMENTATION	**$ 93,119**	**$**	**$**	**$ 192,073**	**$ 192,073**	**$ 285,192**
24126 TOBACCO EDUCATION CONTROL PROG						
2173 DESIG-GENERAL	$ 36,501	$ 14,874	$ 14,874	$	$	$ 21,627
TOTAL 24126 TOBACCO EDUCATION CONTROL PROG	**$ 36,501**	**$ 14,874**	**$ 14,874**	**$**	**$**	**$ 21,627**
24137 VITAL & HEALTH STAT-HEALTH DPT						
2173 DESIG-GENERAL	$ 75,907	$	$	$ 7,688	$ 7,688	$ 83,595
TOTAL 24137 VITAL & HEALTH STAT-HEALTH DPT	**$ 75,907**	**$**	**$**	**$ 7,688**	**$ 7,688**	**$ 83,595**
24138 VITAL & HEALTH STAT-RECORDER						

State Controller Schedules
County Budget Act
January 2010

COUNTY OF KERN
Obligated Fund Balances - By Governmental Funds
Fiscal Year 2012-13

Schedule 4

Description	Obligated Fund Balances June 30, 2012	Decreases or Cancellations: CAO Recommended	Decreases or Cancellations: Adopted by the Board of Supervisors	Increases or New: CAO Recommended	Increases or New: Adopted by the Board of Supervisors	Total Obligated Fund Balances the Budget Year
1	2	3	4	5	6	7
2173 DESIG-GENERAL	$ 253,323	$	$	$ 116,603	$ 116,603	$ 369,926
TOTAL 24138 VITAL & HEALTH STAT-RECORDER	**$ 253,323**	**$**	**$**	**$ 116,603**	**$ 116,603**	**$ 369,926**
24139 VITAL & HEALTH STAT-CO. CLERK						
2173 DESIG-GENERAL	$ 520	$	$	$ 60	$ 60	$ 580
TOTAL 24139 VITAL & HEALTH STAT-CO. CLERK	**$ 520**	**$**	**$**	**$ 60**	**$ 60**	**$ 580**
24300 OILDALE REVITALIZATION FUND						
2173 DESIG-GENERAL	$	$	$	$ 8,420	$ 8,420	$ 8,420
TOTAL 24300 OILDALE REVITALIZATION FUND	**$**	**$**	**$**	**$ 8,420**	**$ 8,420**	**$ 8,420**
25120 PARCEL MAP IN-LIEU FEES						
2173 DESIG-GENERAL	$ 458,980	$ 128,813	$ 128,813	$	$	$ 330,167
TOTAL 25120 PARCEL MAP IN-LIEU FEES	**$ 458,980**	**$ 128,813**	**$ 128,813**	**$**	**$**	**$ 330,167**
26000 ARRA AGING & ADULT (STIMULUS)						
2173 DESIG-GENERAL	$ 453	$	$	$ 4	$ 4	$ 457
TOTAL 26000 ARRA AGING & ADULT (STIMULUS)	**$ 453**	**$**	**$**	**$ 4**	**$ 4**	**$ 457**
26001 ARRA JUSTICE ASSISTANCE						
2173 DESIG-GENERAL	$ 103,018	$	$	$	$	$ 103,018
TOTAL 26001 ARRA JUSTICE ASSISTANCE	**$ 103,018**	**$**	**$**	**$**	**$**	**$ 103,018**
26006 ARRA ENERGY STIMULUS GRANT						
2173 DESIG-GENERAL	$	$	$	$ 8,041	$ 8,041	$ 8,041
TOTAL 26006 ARRA ENERGY STIMULUS GRANT	**$**	**$**	**$**	**$ 8,041**	**$ 8,041**	**$ 8,041**
TOTAL SPECIAL REVENUE FUNDS	**$ 101,695,461**	**$ 22,311,241**	**$ 22,311,241**	**$ 23,036,426**	**$ 23,036,426**	**$ 102,420,646**
CAPITAL PROJECT FUND						
00004 ACO-GENERAL						
2156 DESIG-INFRASTRUCTURE REPLACMNT	$ 9,757,265	$	$	$ 1,078,902	$ 1,078,902	$ 10,836,167
2360 FUND BALANCE UNAVAILABLE	5,764,109					5,764,109
TOTAL 00004 ACO-GENERAL	**$ 15,521,374**	**$**	**$**	**$ 1,078,902**	**$ 1,078,902**	**$ 16,600,276**
00012 ACO-STRUCTURAL FIRE						
2173 DESIG-GENERAL	$ 272,628	$	$	$ 1,593	$ 1,593	$ 274,221
TOTAL 00012 ACO-STRUCTURAL FIRE	**$ 272,628**	**$**	**$**	**$ 1,593**	**$ 1,593**	**$ 274,221**
00155 SEVENTH STANDARD ROAD PROJ						
2173 DESIG-GENERAL	$ 987,378	$	$	$ 128,796	$ 128,796	$ 1,116,174
TOTAL 00155 SEVENTH STANDARD ROAD PROJ	**$ 987,378**	**$**	**$**	**$ 128,796**	**$ 128,796**	**$ 1,116,174**

State Controller Schedules
County Budget Act
January 2010

COUNTY OF KERN
Obligated Fund Balances - By Governmental Funds
Fiscal Year 2012-13

Schedule 4

Description	Obligated Fund Balances June 30, 2012	Decreases or Cancellations		Increases or New		Total Obligated Fund Balances the Budget Year
		CAO Recommended	Adopted by the Board of Supervisors	CAO Recommended	Adopted by the Board of Supervisors	
1	2	3	4	5	6	7
00156 WHEELER RIDGE OVERPASS						
2173 DESIG-GENERAL	$ 45,694	$ 663	$ 663	$	$	$ 45,031
TOTAL 00156 WHEELER RIDGE OVERPASS	**$ 45,694**	**$ 663**	**$ 663**	**$**	**$**	**$ 45,031**
00211 KHS EXCESS RESERVES/CAPITAL						
2173 DESIG-GENERAL	$	$	$	$ 13,000,000	$ 13,000,000	$ 13,000,000
TOTAL 00220 7TH STANDARD WIDENING PROJECT	**$**	**$**	**$**	**$ 13,000,000**	**$ 13,000,000**	**$ 13,000,000**
00220 7TH STANDARD WIDENING PROJECT						
2173 DESIG-GENERAL	$ 87,853	$	$	$ 38,973	$ 38,973	$ 126,826
TOTAL 00220 7TH STANDARD WIDENING PROJECT	**$ 87,853**	**$**	**$**	**$ 38,973**	**$ 38,973**	**$ 126,826**
00221 2009 COP CAPITAL PROJECTS						
2173 DESIG-GENERAL	$ 53,371	$	$	$ 17,947	$ 17,947	$ 71,318
TOTAL 00221 2009 COP CAPITAL PROJECTS	**$ 53,371**	**$**	**$**	**$ 17,947**	**$ 17,947**	**$ 71,318**
00222 HAGEMAN ROAD SOG FUND						
2173 DESIG-GENERAL	$ 55,975	$	$	$ 14,960	$ 14,960	$ 70,935
TOTAL 00222 HAGEMAN ROAD SOG FUND	**$ 55,975**	**$**	**$**	**$ 14,960**	**$ 14,960**	**$ 70,935**
00235 TOBACCO SECUR PROCEEDS-CP FUND						
2151 DESIGN-CASH WITH TRUSTEE	$ 35,144,914	$	$	$	$	$ 35,144,914
2173 DESIG-GENERAL	1,289,975	1,289,975	1,276,571			13,404
TOTAL 00235 TOBACCO SECUR PROCEEDS-CP FUND	**$ 36,434,889**	**$ 1,289,975**	**$ 1,276,571**	**$**	**$**	**$ 35,158,318**
40390 REXLAND ACRES SEWER IMPRVMNT						
2173 DESIG-GENERAL	$ 103,045	$	$	$	$	$ 103,045
TOTAL 40390 REXLAND ACRES SEWER IMPRVMNT	**$ 103,045**	**$**	**$**	**$**	**$**	**$ 103,045**
TOTAL CAPITAL PROJECT FUNDS	**$ 53,562,207**	**$ 1,290,638**	**$ 1,277,234**	**$ 14,281,171**	**$ 14,281,171**	**$ 66,566,144**
TOTAL GOVERNMENTAL FUNDS	**$ 282,606,774**	**$ 23,703,779**	**$ 23,690,375**	**$ 60,208,771**	**$ 60,208,771**	**$ 319,125,170**

Arithmetic Results						COL 2-4+6
Total Transferred From					SCH 7, COL 5	
Total Transferred To	SCH 3, COL'S 4&5		SCH 2, COL 3		SCH 2, COL 7	

State Controller Schedules
County Budget Act
January 2010

Schedule 5

COUNTY OF KERN
Summary of Additional Financing Sources by
Source and Fund
Governmental Funds
Fiscal Year 2012-13

Description	Actual 2010-11	Actual 2011-12	CAO Recommended 2012-13	Adopted by the Board of Supervisors 2012-13
1	2	3	4	5
SUMMARIZATION BY SOURCE				
TAXES	$ 375,356,255	$ 412,388,327	$ 416,099,111	$ 416,099,111
LICENSES, PERMITS & FRANCHISES	19,858,036	24,629,038	18,870,089	18,870,089
FINES, FORFEITURES & PENALTIES	25,452,961	23,065,679	23,395,034	23,395,034
REV FROM USE OF MONEY & PROP	13,136,423	20,069,396	15,101,724	15,101,724
INTERGOVERNMENTAL REVENUES	664,058,475	655,989,322	698,799,561	698,799,561
CHARGES FOR SERVICES	162,364,618	151,098,160	139,524,938	140,157,136
MISCELLANEOUS REVENUES	35,133,277	29,189,809	10,079,999	10,079,999
OTHER FINANCING SOURCES	253,192,774	294,162,417	386,116,605	386,116,605
TOTAL SUMMARIZATION BY SOURCE	**$ 1,548,552,819**	**$ 1,610,592,148**	**$ 1,707,987,061**	**$ 1,708,619,259**
SUMMARIZATION BY FUND				
00001 GENERAL	$ 650,292,039	$ 679,348,574	$ 703,482,631	$ 704,114,829
00003 FISCAL STABILITY FUND	18,000,000			
00004 ACO-GENERAL	209,827	145,906	142,023	142,023
00007 ROAD	50,436,836	51,480,558	54,202,647	54,202,647
00011 STRUCTURAL FIRE	123,862,113	131,364,305	138,261,057	138,261,057
00012 ACO-STRUCTURAL FIRE	2,847	2,194	2,800	2,800
00120 BUILDING INSPECTION	6,628,469	9,608,136	4,267,770	4,267,770
00130 DEPT OF HUMAN SERVICES-ADMIN.	147,891,200	158,254,955	161,367,087	161,367,087
00140 HUMAN SERVICES-DIRECT FIN AID	220,103,877	184,752,938	205,973,539	205,973,539
00141 MENTAL HEALTH FUND	99,465,948	108,981,918	118,440,138	118,440,138
00145 AGING AND ADULT SERVICES	12,218,559	9,838,987	12,318,937	12,318,937
00155 SEVENTH STANDARD ROAD PROJ	2,309,980	148,798		
00156 WHEELER RIDGE OVERPASS	280,846	1,536		
00160 WILDLIFE RESOURCES	6,185	10,341	5,330	5,330
00161 TIMBER HARVEST FUND	58	78,559		
00163 PROBATION DJJ REALIGNMENT FUND	2,847,975	2,642,149	3,137,055	3,137,055

State Controller Schedules
County Budget Act
January 2010

Schedule 5

COUNTY OF KERN
Summary of Additional Financing Sources by
Source and Fund
Governmental Funds
Fiscal Year 2012-13

Description	Actual 2010-11	Actual 2011-12	CAO Recommended 2012-13	Adopted by the Board of Supervisors 2012-13
1	2	3	4	5
00164 REAL ESTATE FRAUD	191,786	181,450	183,500	183,500
00165 LITTER CLEAN UP	4,570	4,218	3,500	3,500
00170 OFF HWY MV LIC	145,014	143,717	142,000	142,000
00171 PL LOC DRN-SHAL	113	89	105	105
00172 PL LOC DRN-BRUND	1,352	1,043	1,251	1,251
00173 PL LOC DRN-ORNGW	6,095	6,632	7,959	7,959
00174 PL LOC DRN-BRECK	369	285	342	342
00175 RANGE IMP SEC 15	9,243	9,403	9,148	9,148
00176 PL LOC DRN-OILDL	1,085	2,206	2,648	2,648
00177 RANGE IMP SEC 3	983	1,662	1,600	1,600
00178 INFORMATIONAL KIOSK FUND	1,850			
00179 PROBATION TRN FD	229,811	238,565	248,388	248,388
00180 DNA IDENTIFICATION	619,288	553,850	500,000	500,000
00181 LOCAL PUBLIC SAFETY	51,918,794	60,420,147	62,726,692	62,726,692
00182 SHER FAC TRNG FD	209,652	217,918	200,000	200,000
00183 KERN CO DEPT OF CHILD SUPPORT	22,139,726	22,369,035	22,060,396	22,060,396
00184 AUTOMATED FINGERPRINT FUND	388,080	346,160	275,000	275,000
00186 JUV JUST FAC TEMP CONST	375	301		
00187 EMERGENCY MEDICAL SERVICES FND	2,101,657	1,901,460	1,551,000	1,551,000
00188 AUTOMATED CO WARRANT SYSTEM	80,165	73,417	75,000	75,000
00190 DOMESTIC VIOL PG	134,238	153,466	137,000	137,000
00191 CRIMINAL JUS FACILITIES CONST	3,854,573	3,426,988	3,500,000	3,500,000
00192 RECORDER		3,038,978	4,681,666	4,681,666
00193 COURTHOUSE CONSTRUCTION FUND	37,960	2		
00194 RECORDER`S SSN TRUNCATION	177,471	162,034	153,072	153,072
00195 ALCOHOLISM PROG	122,836	118,767	104,452	104,452
00196 ALCOHOL ABUSE EDUCATION/PREV	105,481	102,657	90,182	90,182
00197 DRUG PROGRAM FUND	26,258	29,886	29,428	29,428
00198 RECORDERS MODERNIZATION FUND	642,200	618,920	543,260	543,260

State Controller Schedules
County Budget Act
January 2010

Schedule 5

COUNTY OF KERN
Summary of Additional Financing Sources by
Source and Fund
Governmental Funds
Fiscal Year 2012-13

Description	Actual 2010-11	Actual 2011-12	CAO Recommended 2012-13	Adopted by the Board of Supervisors 2012-13
1	2	3	4	5
00199 MICROGRAPHIC-RCD	177,455	161,549	152,378	152,378
00211 KHS EXCESS RESERVES/CAPITAL			13,000,000	13,000,000
00220 7TH STANDARD WIDENING PROJECT	16,475,195	3,953,353		
00221 2009 COP CAPITAL PROJECTS	24,373,832	14,995,171	1,600,000	1,600,000
00222 HAGEMAN ROAD SOG FUND	11,998,899	8,714,891		
00235 TOBACCO SECUR PROCEEDS-CP FUND	1,277,754	3,989,524	1,007,196	1,007,196
00264 TAX LOSS RESERVE	7,550,678	6,688,722	6,500,000	6,500,000
00266 REDEMPTION SYSTEMS	231,116	201,190	250,000	250,000
00270 ABATEMENT COST	97,123	3,796	4,552	4,552
22010 COUNTY LOCAL REVENUE FUND 2011		106,784,735	143,900,939	143,900,939
22020 A-C FARM ADV AGRI RESEARCH	95	(1)		
22021 ANIMAL CARE DONATIONS	9,469	21,383	65,483	65,483
22023 ANIMAL CARE	651	402	400	400
22027 STERILIZATION FUND	19,861	38,612	46,000	46,000
22036 BOARD OF TRADE-ADVERTISING	63,956	85,346	70,440	70,440
22042 GENERAL PLAN ADMIN SURCHARGE	266,591	432,818	432,561	432,561
22045 CO-WIDE CRIME PREV. P.C.1202.5	716	705		
22064 D.A.-LOCAL FORFEITURE TRUST	70,853	52,273	50,000	50,000
22066 SOLID WASTE-LEA GRANT	29,785	30,492	30,147	30,147
22067 HEALTH-LOCAL OPTION	333	249	14,178	14,178
22068 HLTH-STATE L.U.S.T. PROG	51,673	11,690		
22069 PUBLIC HEALTH MISCELLANEOUS	148,176	9,880	12,000	12,000
22072 HEALTH-FAX DEATH CERTIFICATES	1,577			
22073 HEALTH-MAA/TCM	111,316	68,826	100,300	100,300
22074 H1N1 PUB HLTH EMERG RESP FUNDS	260,076	432		
22076 CHILD RESTRAINT LOANER PRG	122,736	51,876	41,670	41,670
22079 D. A. EQUIPMENT/AUTOMATION	6,782	5,224	3,000	3,000
22081 MH-PROP 36 SUB A & CRIME PREV				
22082 KCIRT	22	9	29	29

State Controller Schedules
County Budget Act
January 2010

Schedule 5

COUNTY OF KERN
Summary of Additional Financing Sources by
Source and Fund
Governmental Funds
Fiscal Year 2012-13

Description	Actual 2010-11	Actual 2011-12	CAO Recommended 2012-13	Adopted by the Board of Supervisors 2012-13
1	2	3	4	5
22085 MENTAL HEALTH SERVICES ACT	41,694,009	12,819,547	26,166,073	26,166,073
22086 MHSA PRUDENT RESERVE	84,948	73,530	3,889,772	3,889,772
22087 CRIMINALISTICS LABORATORIES	23,059	105,967	130,000	130,000
22098 PROBATION ASSET FORFEITURE	6,312	4,613	400	400
22116 HEALTH-NNFP	208,246	762	150	150
22121 TRUCK 21 REPLACEMENT	4,810	28		
22122 FIXED WING AIRCRAFT	179,504	204,313		
22123 VEHICLE/APPARATUS	5,954	91,816	4,500	4,500
22125 HAZARDOUS WASTE SETTLEMNTS	80,889	28,900	20,000	20,000
22126 SHERIFF`S-RURAL CRIME			1	1
22127 SHERIFF`S CAL-ID	681,467	687,647	675,000	675,000
22128 SHERIFF`S CIVIL SUBPOENAS	5,850	7,200	7,000	7,000
22129 KNET-SPC ASSET FORFEITURE REV	53,319	4,433	20,700	20,700
22131 SHERIFF`S DRUG ABUSE GANG DIVR	14,306	4,917	14,100	14,100
22132 SHERIFF`S TRAINING	115,761	185,053	150,500	150,500
22133 SHERIFF-WORK RELEASE	549,042	501,074	553,000	553,000
22137 SHERIFF-STATE FORFEITURE	42,301	18,036	22,000	22,000
22138 SHERIFF`S CIVIL AUTOMATED	160,140	191,234	156,000	156,000
22140 SHERIFFS FIREARMS	36,304	6,548	6,300	6,300
22141 SHERIFF-JUDGEMENT DEBTORS FEE	196,206	184,940	165,000	165,000
22142 SHERIFF`S COMM RESOURCES	828	706	500	500
22143 SHERIFF`S VOLUNTEER SERV GRP	7,795	9,688	8,000	8,000
22144 SHER-CONTROLLED SUBTANCE	61,877	22,719	28,000	28,000
22153 BKFD PLANNED SEWER #1	11,808	75,614	70,678	70,678
22156 DIVCA LOCAL FRANCHISE FEE	360,892	350,552	282,500	282,500
22158 BKFD PLANNED SEWER #2	3,107	2,394	2,872	2,872
22160 SHERIFF`S CAL-MMET	136	105	100	100
22161 HIDTA-STATE ASSET FORFEIT	1,595	1,215	1,100	1,100
22162 CAL-MMET-STATE ASSET FORFEIT	96,450	114,357	96,000	96,000

State Controller Schedules
County Budget Act
January 2010

Schedule 5

COUNTY OF KERN
Summary of Additional Financing Sources by
Source and Fund
Governmental Funds
Fiscal Year 2012-13

Description	Actual 2010-11	Actual 2011-12	CAO Recommended 2012-13	Adopted by the Board of Supervisors 2012-13
1	2	3	4	5
22163 HIGH TECH EQUIPMENT	41	31	30	30
22164 BKFD PLANNED SEWER #3	31	24	28	28
22166 BKFD PLANNED SEWER #4	1,995	2,511	1,427	1,427
22167 BKFD PLANNED SEWER #5	6,041	601	720	720
22173 CO PLANNED SEWER AREA A	1,686	936	1,124	1,124
22176 HEALTH-BIO TERRORISM GRANT	1,231,468	562,574	772,711	772,711
22177 CO PLANNED SEWER AREA B	15	12	14	14
22184 CSA #71 SEPTIC ABANDONMENT	27,232	43,302	42,266	42,266
22185 WRAPAROUND SAVINGS	2,141,440	2,281,528	1,200,000	1,200,000
22187 RECORDERS ELECTRONIC RECORDING	180,337	164,403	155,355	155,355
22188 FIREWORKS VIOLATIONS	20,074	31,259	25,200	25,200
22190 COMM CORR PERFORM INCENT FUND		969,511		
24024 DA FAMILY - EXCESS REVENUE	4,007	2,965	2,800	2,800
24028 D.A.-FEDERAL FORFEITURE	11,306	13,154	1,500	1,500
24038 DA-COURT ORDERED PENALTIES	75,510	116,307	50,000	50,000
24039 HOPST PREPAREDNESS PRGM GRANT	(14,548)	292,676	394,106	394,106
24041 EMS WEEK - DONATIONS	255	195	200	200
24042 FIRE DEPT DONATIONS	7,292	2,421	600	600
24043 STATE FIRE	248,340	162,111	100,000	100,000
24044 FIRE-HAZARD REDUCTION	321,257	1,093,186	100,000	100,000
24047 FIRE-HELICOPTER OPERATIONS	1,239,361	461,590	393,000	393,000
24050 MOBILE FIRE KITCHEN	31	24	20	20
24057 INMATE WELF-SHER CORRECTION FC	3,159,579	3,382,694	2,760,000	2,760,000
24060 JUVENILE INMATE WELFARE	22,899	17,915	17,400	17,400
24066 KERN CO CHILDREN`S	231,077	207,409	205,654	205,654
24067 KERN CO LIBRARY TRUST FUND	258,117	217,585	96,000	96,000
24088 CORE AREA METRO BFLD IMP FEE	48,518	334,355	263,307	263,307
24089 METRO BFLD TRANSPORT IMP FEE	1,313,743	2,485,709	2,220,900	2,220,900
24091 ROSAMOND TRANSPORT IMP FEE	43,587	35,184		

State Controller Schedules
County Budget Act
January 2010

Schedule 5

COUNTY OF KERN
Summary of Additional Financing Sources by
Source and Fund
Governmental Funds
Fiscal Year 2012-13

Description	Actual 2010-11	Actual 2011-12	CAO Recommended 2012-13	Adopted by the Board of Supervisors 2012-13
1	2	3	4	5
24094 SOLID WASTE ENFORCEMENT	271,088	159,593		
24095 BAKERSFIELD MITIGATION	39,753	132,784		
24096 TEH TRANSP IMPACT FEE CORE	128	98		
24097 TEH TRANSP IMPACT FEE NON-CORE	121,818	55,741		
24105 JAMISON CENTER	13,798	17,878	19,000	19,000
24125 STRONG MOT INSTRUMENTATION	234,255	351,726	282,022	282,022
24126 TOBACCO EDUCATION CONTROL PROG	228,541	165,884	150,605	150,605
24137 VITAL & HEALTH STAT-HEALTH DPT	134,887	53,742	58,202	58,202
24138 VITAL & HEALTH STAT-RECORDER	86,414	79,135	76,307	76,307
24139 VITAL & HEALTH STAT-CO. CLERK	1,803	1,686	1,400	1,400
24300 OILDALE REVITALIZATION FUND		8,420		
25120 PARCEL MAP IN-LIEU FEES	10,178	38,799	8,000	8,000
26000 ARRA AGING & ADULT (STIMULUS)	454	4		
26004 KC ARRA ETR	2,601,777	2		
26005 ARRA ROADS	7,180,046	1,402,758		
26006 ARRA ENERGY STIMULUS GRANT	1,225,537	2,319,721		
26008 CAL-MMET ARRA JAG GRANT	80,232	137,840	7,041	7,041
TOTAL SUMMARIZATION BY FUND	**$ 1,548,552,819**	**$ 1,610,592,148**	**$ 1,707,987,061**	**$ 1,708,619,259**
Total Transferred From	SCH 6, COL 4	SCH 6, COL 5	SCH 6, COL 6	SCH 6, COL 7
Total Transferred To				SCH 2, COL 4
Summarization Totals Must Equal				Total by Source = Total by Fund

State Controller Schedules County Budget Act January 2010	COUNTY OF KERN Detail of Additional Financing Sources by Fund and Account Governmental Funds Fiscal Year 2012-13	Schedule 6

Fund Name	Financing Source Category	Financing Source Account	Actual 2010-11	Actual 2011-12	CAO Recommended 2012-13	Adopted by the Board of Supervisors 2012-13
1	2	3	4	5	6	7
GENERAL FUNDS						
GENERAL						
	CHARGES FOR SERVICES					
		CHARGES FOR CURRENT SERVICES				
	4303	SPECIAL ASSESSMENTS-CURRENT	$ 241,404	$ 233,436	$ 230,000	$ 230,000
	4305	ASSESSMENT & TAX COLL FEES	205,597	215,158	191,600	191,600
	4307	SUPPL ROLL ASSESSMENT FEES	1,344,567	1,164,198	953,434	953,434
	4308	SEGREGATION/LIEN REMOVAL FEE	6,850	1,262	1,500	1,500
	4309	REDEMTION INST PLAN FEE	76,500	81,400	81,000	81,000
	4311	TAX DEEDED FEE	21,324	21,138	12,600	12,600
	4312	M/H CLEARANCE CERTIFICATE FEE	1,530	950	1,000	1,000
	4314	RDA DISSOLUTION ADMIN COST		40,104		
	4315	PROPERTY TAX ADM CHARGES-2557	1,601,533	929,571	1,365,295	1,365,295
	4326	AIRCRAFT EXEMPION FEES	490	350	540	540
	4327	SMARA ADMINISTRATION				
	4335	INVESTMENT FEES	2,817,256	2,610,324	2,342,215	2,342,215
	4350	COMMUNICATION SERVICE	186,963	163,104	145,000	145,000
	4351	KGOV SERVICES-NON COUNTY	50,897	35,340	28,100	28,100
	4370	ELECTION SERVICES	594,460	132,272	450,000	450,000
	4375	ELECTION SERVICES-FILING FEES	42,132	56,319	35,000	35,000
	4410	LEGAL SERVICES	4,099,617	4,074,140	3,526,781	3,526,781
	4430	ENVIRONMENTAL IMPACT REPORTS	2,116,792	358,018	600,000	600,000
	4431	APPLICANT REIMB OF CONTRACTS		2,558,362	2,110,000	2,110,000
	4432	SPECIFIC PLAN SURCHARGE	1,650	1,000		
	4433	MOBILE HOME PK PLOT PLN REVIEW	(03)	2,219		
	4435	NEGATIVE DECLARATION	64,816	83,263	90,025	90,025
	4436	WIND GENERATED PLOT PLN REVIEW	880	1,346	1,246	1,246
	4438	PARCEL MAPS	101,268	97,835	95,000	95,000
	4441	MINOR PLAN MODIFICATIONS	4,840	8,130	7,520	7,520
	4444	LANDSCAPING PLOT PLAN REVIEW	150	350	250	250
	4445	GENERAL PLAN AMENDMENTS	80,165	109,207	105,000	105,000
	4450	TRACT MAPS	7,845			
	4451	FLOOD HAZARD EVALUATION	96,640	146,585	93,000	93,000
	4452	STREETS/VACATIONS	11,440	23,500	22,500	22,500

State Controller Schedules County Budget Act January 2010	COUNTY OF KERN Detail of Additional Financing Sources by Fund and Account Governmental Funds Fiscal Year 2012-13	Schedule 6

Fund Name	Financing Source Category	Financing Source Account		Actual 2010-11	Actual 2011-12	CAO Recommended 2012-13	Adopted by the Board of Supervisors 2012-13
1	2	3		4	5	6	7
		4454	ALQUIST-PRIOLO EVALUATION	1,010		120	120
		4456	DEVELOPMENT AGREEMENT	4,476	2,403	1,000	1,000
		4457	MINING RECLAMATION ASSUR. RVW	41,828	51,758	48,000	48,000
		4458	SURFACE MINE INSPECTION	34,805	51,694	56,000	56,000
		4460	RESEARCH FEE	7,458	7,774	4,444	4,444
		4461	DRAINAGE PLN REV/MOBILEHOME PK	500			
		4465	PLANNING AND ENGINEERING SERV	140,266	96,102	131,300	131,300
		4468	HOUSE NUMBER ASSIGNMENT	6,565	6,350	6,300	6,300
		4469	MINE INT MGMT REVIEW	520	260	260	260
		4470	PROC & FILING FEES (ANNEX)	7,005	3,226	4,800	4,800
		4471	RECORD SURVEY MAPS EXAMS	5,402	36,063	27,000	27,000
		4473	TM/PM-TIME EXT IMPROV AGREEMNT	800	400	600	600
		4475	SUBSCRIPTION SERVICE			50	50
		4477	LIQUOR LICENSE DETERMINATION	2,000	5,000	3,000	3,000
		4480	APPEALS-ZONING	8,990	11,930	2,020	2,020
		4482	AMEND LAND USE CONTRACT	370	585	385	385
		4483	NOTICE OF NON-RENEWAL	2,790	2,790	2,480	2,480
		4485	APPEALS-OTHER	1,300		300	300
		4550	AGRICULTURAL SERVICES	1,620,986	1,718,979	1,475,798	1,475,798
		4570	CIVIL PROCESS SERVICES	421,218	414,092	431,102	431,102
		4571	CIVIL BENCH WARRANT SERV FEES	2,500	4,100	3,900	3,900
		4590	COURT FEES AND COSTS	42,863	51,275	64,500	64,500
		4595	COURT FEES-TRAFFIC SCHOOLS	3,389,039	3,119,768	3,500,000	3,500,000
		4596	COURT FEES-TRAFFIC SCHOOL ADM	2,107,773	1,946,220	2,310,000	2,310,000
		4597	COURT INSTALLMENT ACCOUNT FEE	31,814	36,474	36,000	36,000
		4598	JAIL-BOOKING CHARGE	1,234,976	566,179	150,000	150,000
		4620	ESTATE FEES	30,431	23,215	25,000	25,000
		4641	IMPOUNDS-LEASH LAW	38,068	29,803	33,810	33,810
		4642	POUND OPER & ADOPTION FEES	297,035	285,928	333,705	333,705
		4660	LAW ENFORCEMENT SERVICES	198,729	309,843	410,000	410,000
		4662	LAW ENFORCEMENT CONTRACT-WASCO	2,977,374	3,006,139	3,000,000	3,000,000
		4663	RIDGECREST JAIL AGREEMENT	249,664	173,555	249,600	249,600
		4664	LAW ENFORCEMENT CONT-MCFARLAND	(123,643)			
		4665	EXTRADITIONS-REIMBURSEMENTS	9,474	2,937	2,000	2,000
		4680	RECORDING FEES	1,672,216	717,032	725,318	725,318

State Controller Schedules County Budget Act January 2010	COUNTY OF KERN Detail of Additional Financing Sources by Fund and Account Governmental Funds Fiscal Year 2012-13	Schedule 6

Fund Name	Financing Source Category	Financing Source Account		Actual 2010-11	Actual 2011-12	CAO Recommended 2012-13	Adopted by the Board of Supervisors 2012-13
1	2	3		4	5	6	7
		4681	COPY & PROCESS FEES	630,764	320,408	302,000	302,000
		4702	PARCEL MAP CHECKING FEE	50,761	50,635	57,000	57,000
		4703	LEGAL DESCRIPTION REVIEWS		12,700	12,000	12,000
		4704	IMPRVMNT PLAN CHECK PARCELMAP	14,964	32,718	7,200	7,200
		4705	FINAL MAP CHECKING FEE	1,430		120	120
		4706	REVISED PARCEL MAP CHECK FEE	200	400	300	300
		4707	CODE ENFORCEMENT FEE	238,529	251,567	255,000	255,000
		4720	CHLD HLTH DISAB PREV-PM160	77,144	12,398	58,000	58,000
		4721	CLINIC FEES	336,460	265,484	250,000	250,000
		4722	EARLY INTERVENTN/PHN CASE MGMT	545,855	542,579	807,000	807,000
		4723	MEDI-CAL CLINIC	244,452	317,463	345,618	345,618
		4726	MEDI-CAL DOT	34,597	44,834	35,000	35,000
		4727	MEDI-CAL FAMILY PLANNING	191,481	287,331	250,000	250,000
		4735	HEALTH SERVICES-FOOD	319,577	268,967	283,920	283,920
		4737	HEALTH SERVICES-HOUSING	16,912	13,526	19,950	19,950
		4740	HEALTH SERVICES-WATER	353,215	321,301	303,856	303,856
		4745	HEALTH SERVICES-LAND DEVELOPMT	300,041	262,330	264,631	264,631
		4750	HEALTH SERVICES-SOLID WASTE	3,931	25,492	17,472	17,472
		4751	HEALTH SERVICES-HAZARDOUS WST	147,374	154,819	174,355	174,355
		4755	LABORATORY FEES	1,079,879	1,726,802	1,824,400	1,824,400
		4756	LABORATORY CLINIC-FEES		816	50,000	50,000
		4757	LABORATORY MEDI-CAL FEES		112,302	164,000	164,000
		4760	MEDICAL MARIJUANA PROGRAM	21,576	12,548	15,500	15,500
		4820	CRIPPLED CHILDREN SERV REIMB	2,474	2,320	2,700	2,700
		4822	CCS ENROLLMENT FEES	5,296	5,060	5,300	5,300
		4975	JUVENILE COURT WARDS	337,640	344,396	304,000	304,000
		4982	PRIS STATE REIMB	6,081,713	2,897,924	340,000	340,000
		4985	FEDERAL PRISONERS	8,527,342	7,308,543	6,148,749	6,148,749
		4990	OTHER REIMBURSEMENTS	741,151	415,123	929,409	929,409
		4992	UNSECURED COLLECTION REIMBURSE	133,049	124,063	133,233	133,233
		4994	TAX SALE CONTACT REIMBURSEMENT	4,000	2,805	4,300	4,300
		4995	REIMBURSE FOR JUVENILE CARE	46,582	34,804	30,000	30,000
		5005	C.Y.A. REIMBURSEMENT	4,857	3,751	3,000	3,000
		5150	LIBRARY SERV-BOOK FINES &DAMGS	322,939	328,385	360,000	360,000
		5180	VEHICLE ENTRY FEES	397,810	322,840	425,404	425,404

State Controller Schedules County Budget Act January 2010	COUNTY OF KERN Detail of Additional Financing Sources by Fund and Account Governmental Funds Fiscal Year 2012-13	Schedule 6

Fund Name	Financing Source Category	Financing Source Account		Actual 2010-11	Actual 2011-12	CAO Recommended 2012-13	Adopted by the Board of Supervisors 2012-13
1	2	3		4	5	6	7
		5185	BOAT USAGE FEES-DAILY	157,166	122,875	158,045	158,045
		5195	BOAT USAGE FEES-YEARLY PASS	224,669	161,427	165,800	165,800
		5200	CAMPING AND PICNIC FEES	728,305	567,298	709,000	709,000
		5203	CAMP RESERVATION FEE	39,136	33,586	39,600	39,600
		5205	CONCESSIONS	24,041	19,385	13,500	13,500
		5215	FISHING FEES	81,661	30,684	45,750	45,750
		5235	OTHER PARKS & RECREATION FEES	97,555	58,158	67,350	67,350
		5236	PARKS & REC-RENTAL INSURANCE		21,038	20,000	20,000
		5237	PARKS & REC-SECURITY GUARDS		6,472	5,000	5,000
		5244	OTHER SERVICE GOV`T-CUSTODIAL	43,333	41,673	35,500	35,500
		5245	REIMB CHILD RESTRAINT LOANER	21,802	20,099	33,000	33,000
		5248	DA-DRUG TEST FEES	128,775	89,064		
		5249	OTHER SERV-TELEPHONE CHARGES	650,078	745,492	624,931	624,931
		5250	REIMB TX DEEDED LAND SALE FEES	67,072	60,672	75,000	75,000
		5252	INTERNET SERVICES	117,924	112,183	132,728	132,728
		5253	REIMB FOR BODY TRANSPORTATION	3,600	4,700	3,700	3,700
		5255	REIMBURSEMENT FOR BURIAL	25,108	17,594	20,000	20,000
		5256	POSTMORTEM EXAMINATION FEE		2,000		
		5257	KGOV SERVICES-COUNTY	4,500	4,838	5,775	5,775
		5260	OTHER SERV FOR GOVTL AGENCIES	12,424,824	13,137,818	10,290,488	10,922,686
		5261	OTHER SVCS GOVT AGCY-NON MAINT	52,305	35,937	20,000	20,000
		5262	OTHER SVCS GOVT AGCY-M&S	32,727	29,353	15,000	15,000
		5268	HAZARDOUS MATERIALS CNTR FEE	2,016,934	1,921,753	1,998,131	1,998,131
		5271	PARCEL CUT & COMBINE FEE	840	840	550	550
		5272	CLEAN AIR ACT	2			
		5273	PROP CHARACTERISTICS FEE	1,070	302	400	400
		5274	ASSESSMENT INFORMATION FEE	8,480	8,327	8,100	8,100
		5275	PHOTO COPIES	113,322	128,161	107,201	107,201
		5280	OTHER SERVICES	3,810,234	3,795,943	4,471,116	4,471,116
		5284	SHERIFF-COURT SERVICES	8,511,566	42,859		
		5285	DATA PROCESSING SERVICES	31,913	31,569	36,416	36,416
		5286	D.A.-NSF CHECK ADMIN FEE	106,970	41,209		
		5287	D.A.-NSF CHECK DIVERSION FEE	42,768	111		
		5288	WEIGHTS & MEAS N/C TESTING FEE	8,790	7,691	5,000	5,000
		5289	WEIGHTS & MEAS TESTING FEES			100	100

State Controller Schedules County Budget Act January 2010	COUNTY OF KERN Detail of Additional Financing Sources by Fund and Account Governmental Funds Fiscal Year 2012-13	Schedule 6

Fund Name	Financing Source Category	Financing Source Account		Actual 2010-11	Actual 2011-12	CAO Recommended 2012-13	Adopted by the Board of Supervisors 2012-13
1	2	3		4	5	6	7
		5290	WEIGHTS & MEAS DEVISE REG FEES	519,580	467,818	485,315	485,315
		5291	CAFETERIA SERVICES	1,363	2,290	1,250	1,250
		5292	REIMB PROBATION SERVICES	489,423	494,901	480,900	480,900
			TOTAL CHARGES FOR CURRENT SERVICES	**$ 80,046,036**	**$ 64,924,309**	**$ 59,785,461**	**$ 60,417,659**
		CHARGES FOR SERVICES-INTERFUND					
		5301	I/F-COMMUNICATION SERVICES	$ 428,040	$ 440,418	$ 449,967	$ 449,967
		5302	I/F-GENERAL SERVICES	575,478	691,354	715,258	715,258
		5304	I/F-SPEC INVESTIGATIONS UNIT	2,412,161	1,891,482	2,771,896	2,771,896
		5306	I/F-LEGAL SERVICES	2,595,948	2,635,399	2,577,370	2,577,370
		5307	I/F-D.P. TELEPHONE CHARGES	1,901,646	1,867,143	1,732,471	1,732,471
		5308	I/F-DATA PROCESSING SERVICES	556,015	1,135,202	1,052,350	1,052,350
		5310	I/F-ENGINEERING & SURVEY SVCS	1,637,399	1,707,727	1,529,000	1,529,000
		5312	I/F-ROADS	282,191	240,727	235,000	235,000
		5314	I/F-HLTH PATERNITY OPPORTUNITY	2,160	1,480	2,300	2,300
		5316	I/F-PLANNING/BUILDING INSP.	168,949	205,120	172,362	172,362
		5320	I/F-REIMB COUNTYWIDE COST PLAN	8,419,588	4,242,037	3,266,639	3,266,639
		5326	I/F-COPY AND PROCESS FEES	15,102	1,000	500	500
		5331	DEFERRED COMP ADMIN FEES	347,000	317,000	383,801	383,801
		5334	I/F-INSURANCE PREM REIMB	312,967	296,990	381,708	381,708
		5336	I/F-INTERFUND REVENUE-OTHER	1,932,209	2,206,100	1,888,806	1,888,806
		5341	I/F-NON MAINT	34,618	53,237	18,000	18,000
		5342	I/F-M&S	77,992	71,805	60,000	60,000
		5344	I/F-CUSTODIAL	338,201	302,058	284,868	284,868
		5345	I/F-INTERNET SERVICES	120,583	109,776	128,638	128,638
		5346	I/F-KGOV SERVICES	1,409	418		
		5347	I/F-REPROGRAPHICS	1,465	1,009	1,400	1,400
			TOTAL CHARGES FOR SERVICES-INTERFUND	**$ 22,161,121**	**$ 18,417,482**	**$ 17,652,334**	**$ 17,652,334**
			TOTAL CHARGES FOR SERVICES	**$ 102,207,157**	**$ 83,341,791**	**$ 77,437,795**	**$ 78,069,993**
FINES, FORFEITURES & PENALTIES							
		3455	VEHICLE CODE FINES	$ 1,233,114	$ 1,238,582	$ 1,401,000	$ 1,401,000
		3460	VEHICLE CODE FINES-CO. PORTION	42,341	42,032	50,100	50,100
		3463	RR GRADE CROSSING FINES-30% CO	289	482	350	350
		3465	JUVENILE TRAFFIC FINES	1,134	1,709	1,000	1,000
		3480	OTHER COURT FINES	3,169,189	3,159,959	3,569,000	3,569,000

State Controller Schedules County Budget Act January 2010	COUNTY OF KERN Detail of Additional Financing Sources by Fund and Account Governmental Funds Fiscal Year 2012-13	Schedule 6

Fund Name	Financing Source Category	Financing Source Account	Actual 2010-11	Actual 2011-12	CAO Recommended 2012-13	Adopted by the Board of Supervisors 2012-13
1	2	3	4	5	6	7
		3481 FINES & PENALTIES	1,793,020	1,598,021	2,000,000	2,000,000
		3482 PROOF OF CORRECTION FEE	149,324	122,932	146,000	146,000
		3491 PARKING FINES-EQUIPMENT	183,108	130,345	138,820	138,820
		3505 JUVENILE COURT COSTS	111			
		3510 ADULT COURT COSTS & FINES	553	381	600	600
		3520 PESTICIDE FINES-AB 1614	12,150	11,850	11,000	11,000
		3525 COTTON PLOWDOWN FINES			100	100
		3550 FORFEITURES & PENALTIES	183,721	170,258	185,393	185,393
		3560 PENALTIES-PROPERTY TAXES	1,865,888	1,520,949	1,442,000	1,442,000
		3565 PENALTIES-REDEMPTIONS	271,694	225,267	250,000	250,000
		3570 REDEMPTION FEE	158,038	123,038	150,000	150,000
		TOTAL FINES, FORFEITURES & PENALTIES	**$ 9,063,674**	**$ 8,345,805**	**$ 9,345,363**	**$ 9,345,363**
	INTERGOVERNMENTAL REVENUES					
		FEDERAL				
		4051 FEDERAL-SOCIAL SERVICES	$ 235,386	$ 133,942	$	$
		4070 FEDERAL- DUI PROS	188,493	379,336	300,000	300,000
		4080 FEDERAL-COPS GRANT	576,192	2,286,014	2,265,771	2,265,771
		4097 FEDERAL-AID USDA		239,815		
		4100 FEDERAL-HEALTH-ADMINISTRATION	562,244	498,723	312,147	312,147
		4110 FEDERAL-AID FOR DISASTER		11,866		
		4115 FEDERAL-FOREST RESERVE REVENUE	(891)	9,080	10,000	10,000
		4127 FEDERAL-TITLE IV-E	7,417,268	7,239,394	7,600,000	7,600,000
		4135 FEDERAL-IN LIEU PAYMENTS	2,428,633	2,498,911	2,344,325	2,344,325
		4140 FEDERAL-OTHER AID	1,149,806	2,215,147	1,733,899	1,733,899
		4145 FEDERAL-FLOOD CONTROL & DRAIN		209,851		
		4150 FED-AID FOR MATRNL&CHILD HLTH	457,347	777,950	1,559,110	1,559,110
		4160 FEDERAL- PEBT PROGRAM	841,494	466,276	300,000	300,000
		4175 FEDERAL ARRA (STIMULUS)	955,662	1,055,290	305,802	305,802
		TOTAL FEDERAL	**$ 14,811,634**	**$ 18,021,595**	**$ 16,731,054**	**$ 16,731,054**
		OTHER				
		4200 OTHER IN LIEU TAXES	$ 25,620	$ 42,019	$ 7,500	$ 7,500
		4220 OTHER AID FROM GOVTMNTL AGNCS	2,002,508	548,134	800,440	800,440
		4222 OTHER AID-RDA PASS THRU	3,392,680	3,013,129	3,204,597	3,204,597
		TOTAL OTHER	**$ 5,420,808**	**$ 3,603,282**	**$ 4,012,537**	**$ 4,012,537**

State Controller Schedules County Budget Act January 2010	COUNTY OF KERN Detail of Additional Financing Sources by Fund and Account Governmental Funds Fiscal Year 2012-13	Schedule 6

Fund Name	Financing Source Category	Financing Source Account		Actual 2010-11	Actual 2011-12	CAO Recommended 2012-13	Adopted by the Board of Supervisors 2012-13
1	2	3		4	5	6	7
		STATE					
		3821	ST AID-MTR VH IN LIEU-RLGNMT	$ 36,574,523	$ 18,629,207	$ 16,371,067	$ 16,371,067
		3823	STATE AID-VL EXCESS R&T11001.5		1,790,948		
		3837	STATE-AID W&I STABILIZATION	1,996,000	1,996,000	1,996,000	1,996,000
		3838	STATE-AID WELFARE-REALIGNMENT	25,164,129	25,902,206	30,435,392	30,435,392
		3844	STATE-SOCIAL SERVICES	366,981	414,376		
		3865	STATE AID	20,369	105,655		
		3869	STATE-AID DNA DATA BASE	193,163	217,643	280,000	280,000
		3895	STATE-HEALTH - ADMINISTRATION	7,078,879	7,439,031	8,691,318	8,691,318
		3896	STATE-AID HEALTH-REALIGNMENT	5,032,463	8,312,029	7,356,198	7,356,198
		3906	STATE-AID MENTAL HLT-REALIGNMT	24,372	617		
		3915	STATE-AID FOR AGRICULTURE	2,229,909	3,023,709	2,578,383	2,578,383
		3925	STATE-AID FOR CONSTRUCTION	3,415,388	(1,232,219)	207,510	207,510
		3932	STATE-AID SUPPL LAW ENFORCEMNT	2,481,701	676,129		
		3940	STATE-AID FOR VETERANS AFFAIRS	79,539	76,978	74,500	74,500
		3941	STATE-AID VETERANS LIC PLATES	25,718	19,932	20,000	20,000
		3945	STATE-AID HOMEOWNER PROP TX RL	1,496,692	1,511,492	1,474,115	1,474,115
		3951	STATE-AID STATUTORY RAPE-OCJP	121,201	265,113		
		3955	STATE-AID FOR OTHER STATE AID	10,764,432	11,554,829	12,262,466	12,262,466
		3958	STATE-STATE PRISONER PROS	1,922,748	1,474,459	1,400,000	1,400,000
		3959	STATE-CSA JPCF PROGRAM	4,491,578	1,139,858		
		3964	STATE-AID AUTO INS FRAUD	210,880	326,409	200,000	200,000
		3966	STATE-AID KRN ANTI-DRUG ABUSE	690,015	479,107	363,782	363,782
		3968	STATE-AID DMV AUTO THEFT	511,516	512,524	480,000	480,000
		3970	STATE-AID FOR DEVICE RPRMN REG	173,178	182,941	150,000	150,000
		3971	STATE-AID WRKRS COMP INS FRAUD	445,347	863,337	800,000	800,000
		3976	STATE-AID FOR DISASTER		2,397		
		3980	STATE-AID FOR COUNTY LIBRARIES	343,088	48,540		
		3995	STATE-AID MANDATED COST REIMB	848,007	408,615	364,000	364,000
		4026	STATE-AID RURAL CRIME	31,949	196,955		
		4046	STATE AID-TRIAL COURT FUNDING	2,045,476	2,288,159	2,106,184	2,106,184
			TOTAL STATE	**$ 108,779,241**	**$ 88,626,976**	**$ 87,610,915**	**$ 87,610,915**
			TOTAL INTERGOVERNMENTAL REVENUES	**$ 129,011,683**	**$ 110,251,853**	**$ 108,354,506**	**$ 108,354,506**

LICENSES, PERMITS & FRANCHISES

State Controller
Schedules
County Budget Act
January 2010

COUNTY OF KERN
Detail of Additional Financing Sources by Fund and Account
Governmental Funds
Fiscal Year 2012-13

Schedule 6

Fund Name	Financing Source Category	Financing Source Account		Actual 2010-11	Actual 2011-12	CAO Recommended 2012-13	Adopted by the Board of Supervisors 2012-13
1	2	3		4	5	6	7
		3155	ANIMAL LICENSES	$ 432,988	$ 350,985	$ 460,000	$ 460,000
		3160	BUSINESS LICENSES	65,988	63,720	64,550	64,550
		3276	HOME OCCUPATION PERMIT	5,200	2,950	3,750	3,750
		3281	TEMPORARY PRECISE DEV PLAN	2,280	1,290	1,290	1,290
		3284	LRG FAMILY DAY CARE HOME PRMT	80	160	160	160
		3286	ZONE MODIFICATION	8,040	3,580	3,480	3,480
		3288	DETERMINATION OF SIMILAR USE	220	440	220	220
		3289	COND USE-W/DISCRETIONARY PRMT	2,600	5,109	2,100	2,100
		3292	EXTENSION OF TIME-DIRECTOR	1,900	3,050	2,300	2,300
		3294	CONDITIONAL CERT OF COMPLIANCE	4,950	6,930	6,270	6,270
		3305	ZONE CHANGE	88,305	111,000	100,000	100,000
		3310	CONDITIONAL USE PERMIT	137,611	214,232	205,000	205,000
		3315	VARIANCE	26,040	45,250	40,000	40,000
		3325	PRECISE DEVELOPMENT PLAN	32,110	20,341	19,175	19,175
		3330	OTHER ZONING	81,243	86,505	64,303	64,303
		3335	AGRICULTURAL PRES APPLICATION	7,080	10,254	9,440	9,440
		3340	AGRICULTURAL PRES CANCEL FEE	4,780	11,275	9,075	9,075
		3345	AGRICULTURAL PRES-OTHER	5,840	5,480	4,980	4,980
		3350	FRANCHISES	4,741,509	4,945,940	5,186,210	5,186,210
		3351	FRANCHISES-CABLE	1,784,624	1,721,363	1,695,392	1,695,392
		3360	GUN PERMITS	109,257	130,018	97,817	97,817
		3365	MARRIAGE LICENSES	161,892	168,987	145,000	145,000
		3375	CARDROOM EMPLOYEE PERMITS	197,726	251,937	200,000	200,000
		3384	SOLID WASTE HEALTH PERMITS	471,319	403,860	420,514	420,514
		3385	BINGO LICENSES	800	815	600	600
		3387	AMBULANCE PERMITS	86,580	95,731	98,524	98,524
		3388	FOOD PERMITS	1,486,224	1,433,281	1,453,737	1,453,737
		3389	HOUSING PERMITS	92,845	93,770	92,184	92,184
		3390	OTHER LICENSES & PERMITS	15,487	5,084	4,464	4,464
		3391	EMS CERTIFICATION FEES	53,488	40,379	44,424	44,424
		3392	STAFF DEVELOPMENT EDUCATION FE	2,980	3,251	1,725	1,725
		3393	WATER PERMITS	326,658	317,862	325,468	325,468
		3398	STORAGE TANK PERMITS	343,749	333,760	312,394	312,394
		3401	MEDICAL WASTE PERMITS	90,745	94,380	93,623	93,623
		3402	OFFTRACK HORSE RACING FEE	21,632	20,845	25,000	25,000

State Controller Schedules County Budget Act January 2010	COUNTY OF KERN Detail of Additional Financing Sources by Fund and Account Governmental Funds Fiscal Year 2012-13	Schedule 6

Fund Name	Financing Source Category	Financing Source Account	Actual 2010-11	Actual 2011-12	CAO Recommended 2012-13	Adopted by the Board of Supervisors 2012-13
1	2	3	4	5	6	7
		TOTAL LICENSES, PERMITS & FRANCHISES	**$ 10,894,770**	**$ 11,003,814**	**$ 11,193,169**	**$ 11,193,169**
MISCELLANEOUS REVENUES						
	5370	SALES-OTHER	$ 52,038	$ 114,412	$ 110,170	$ 110,170
	5385	10% REBATE-RESTITUTION PROGRAM	19,827	17,389	24,000	24,000
	5393	REIMB FOR REPAIR & DEMOLITION			15,000	15,000
	5400	JURY/WITNESS FEES FRM CNTY EMP	2,551	731	270	270
	5405	GIFTS AND DONATIONS	65,636	3,013	10,000	10,000
	5415	DAMAGE TO COUNTY PROPERTY	8,422	41,733	1,940	1,940
	5420	CASH OVERAGES	5,619	51,640	2,000	2,000
	5425	RETURNED CHECK CHARGE	19,537	15,543	18,636	18,636
	5428	CREDIT CARD FEES	239,411	264,410	280,000	280,000
	5430	MONEY ESCHEATED TO GENERAL FD	231,535	204,900	75,000	75,000
	5435	PURCHASING CARD REBATE	71,795	53,320	78,309	78,309
	5438	RETURNED CHECKS/DEBIT MEMOS	(2)	1		
	5440	CANCELLED OUTLAWED WARRANTS	23,885	23,023	20,000	20,000
	5445	MISCELLANEOUS OTHER REVENUE	2,687,572	6,956,256	1,255,650	1,255,650
	5446	BOARD AGENDA SUBSCRIPTIONS	29	29	29	29
	5450	WORKERS COMP INSURANCE-SAFETY		(1)	663,313	663,313
		TOTAL MISCELLANEOUS REVENUES	**$ 3,427,855**	**$ 7,746,399**	**$ 2,554,317**	**$ 2,554,317**
OTHER FINANCING SOURCES						
	5492	SALES-FIXED ASSETS	$ 367,826	$ 103,682	$ 150,000	$ 150,000
	5497	OFS/OPERATING TRANSFER IN	85,749,704	91,220,012	102,789,071	102,789,071
	5505	OFS/CO CONTRI/REALIGNMENT 2011		23,692,943	47,252,740	47,252,740
		TOTAL OTHER FINANCING SOURCES	**$ 86,117,530**	**$ 115,016,637**	**$ 150,191,811**	**$ 150,191,811**
REV FROM USE OF MONEY & PROP						
	3605	INTEREST ON BANK DEP & INVEST	$ 62,825	$ 1,335,602	$ 901,001	$ 901,001
	3615	INTEREST FROM OTHER SOURCES	9,425,884	12,176,577	11,142,804	11,142,804
	3660	VENDING MACHINES	47,926	34,653	45,000	45,000
	3665	PUBLIC TELEPHONE	34		50	50
	3667	VIDEO & FILM RENTAL FEE	67,316	49,496	54,000	54,000
	3690	VETERANS HALLS & COMMUNITY BLD	9,522	10,154	10,000	10,000
	3700	COUNTY BUILDING-SPACE RENTALS	188,376	201,651	244,355	244,355

State Controller Schedules County Budget Act January 2010	COUNTY OF KERN Detail of Additional Financing Sources by Fund and Account Governmental Funds Fiscal Year 2012-13	Schedule 6

Fund Name	Financing Source Category	Financing Source Account	Actual 2010-11	Actual 2011-12	CAO Recommended 2012-13	Adopted by the Board of Supervisors 2012-13
1	2	3	4	5	6	7
		3710 COUNTY LAND RENTAL	104,048	82,094	94,372	94,372
		3717 AUTO PARKING CONCESSION	71,120	54,961	60,000	60,000
		3750 ROYALTIES - OIL AND GAS	202,907	281,999	169,160	169,160
		TOTAL REV FROM USE OF MONEY & PROP	**$ 10,179,958**	**$ 14,227,187**	**$ 12,720,742**	**$ 12,720,742**
	TAXES CURRENT PROPERTY					
		3005 PROPERTY TAXES-CURRENT SECURED	$ 152,121,886	$ 160,393,611	$ 166,357,012	$ 166,357,012
		3007 SUPPLEMENTAL PROP TAX-CURRENT	4,314,645	3,412,023	3,000,000	3,000,000
		3010 PROPERTY TAXES-CURRENT UNSEC	7,124,458	8,930,775	9,890,911	9,890,911
		3014 PROP TAX-CURRENT UNSEC SUPPL	993,131	418,719	500,000	500,000
		TOTAL TAXES CURRENT PROPERTY	**$ 164,554,120**	**$ 173,155,128**	**$ 179,747,923**	**$ 179,747,923**
	TAXES OTHER THAN CURRENT PROP					
		3015 PROPERTY TAXES-PRIOR SECURED	$ 99,672	$ 20	$	$
		3017 SUPPLEMENTAL PROP TAX-PRIOR	574,495	360,812	575,000	575,000
		3025 PROPERTY TAXES-PRIOR UNSECURED	(22,936)	(366,876)		
		3050 SALES AND USE TAX	31,152,764	43,810,436	34,206,000	34,206,000
		3051 SALES TAX IN LIEU - PROP TX	5,843,994	13,871,480	12,061,000	12,061,000
		3060 VLF TAX IN LIEU - PROP TX	90,381,932	92,659,718	99,000,000	99,000,000
		3070 TIMBER YEILD TAX	156	1,224	600	600
		3080 AIRCRAFT TAX	142,217	84,735	110,000	110,000
		3085 TRANSIENT MOTEL TAX	1,657,603	1,732,188	1,370,000	1,370,000
		3090 REAL PROPERTY TRANSFER TAX	3,816,675	2,555,727	3,194,405	3,194,405
		3093 HAZARDOUS WASTE FACILITIES TAX	1,188,704	1,316,613	1,190,000	1,190,000
		3095 LIVESTOCK HEAD TAX	16	388		
		3099 OTHER TAXES		233,495	230,000	230,000
		TOTAL TAXES OTHER THAN CURRENT PROP	**$ 134,835,292**	**$ 156,259,960**	**$ 151,937,005**	**$ 151,937,005**
TOTAL GENERAL			**$ 650,292,039**	**$ 679,348,574**	**$ 703,482,631**	**$ 704,114,829**
FISCAL STABILITY FUND						
	OTHER FINANCING SOURCES					
		5497 OFS/OPERATING TRANSFER IN	$ 18,000,000	$	$	
		TOTAL OTHER FINANCING SOURCES	**$ 18,000,000**	**$**	**$**	

State Controller Schedules County Budget Act January 2010	COUNTY OF KERN Detail of Additional Financing Sources by Fund and Account Governmental Funds Fiscal Year 2012-13	Schedule 6

Fund Name	Financing Source Category	Financing Source Account	Actual 2010-11	Actual 2011-12	CAO Recommended 2012-13	Adopted by the Board of Supervisors 2012-13
1	2	3	4	5	6	7
TOTAL FISCAL STABILITY FUND			**$ 18,000,000**	**$**	**$**	**$**
TAX LOSS RESERVE						
	FINES, FORFEITURES & PENALTIES					
	3560	PENALTIES-PROPERTY TAXES	$ 1,783,784	$ 1,579,311	$ 1,500,000	$ 1,500,000
	3565	PENALTIES-REDEMPTIONS	5,766,894	5,109,411	5,000,000	5,000,000
		TOTAL FINES, FORFEITURES & PENALTIES	**$ 7,550,678**	**$ 6,688,722**	**$ 6,500,000**	**$ 6,500,000**
TOTAL TAX LOSS RESERVE			**$ 7,550,678**	**$ 6,688,722**	**$ 6,500,000**	**$ 6,500,000**
TOTAL GENERAL FUNDS FINANCING SOURCES			**$ 675,842,717**	**$ 686,037,296**	**$ 709,982,631**	**$ 710,614,829**
SPECIAL REVENUE FUNDS						
ROAD						
	CHARGES FOR SERVICES					
		CHARGES FOR CURRENT SERVICES				
	4700	ROAD AND STREET SERVICES	$ 55,651	$ 14,051	$	$
	4704	IMPRVMNT PLAN CHECK PARCELMAP	5,968	22,813		
	5260	OTHER SERV FOR GOVTL AGENCIES	3,871,688	2,800,912	2,300,000	2,300,000
		TOTAL CHARGES FOR CURRENT SERVICES	**$ 3,933,307**	**$ 2,837,776**	**$ 2,300,000**	**$ 2,300,000**
		CHARGES FOR SERVICES-INTERFUND				
	5312	I/F-ROADS	$ 1,055,187	$ 1,398,629	$ 1,300,000	$ 1,300,000
		TOTAL CHARGES FOR SERVICES-INTERFUND	**$ 1,055,187**	**$ 1,398,629**	**$ 1,300,000**	**$ 1,300,000**
		TOTAL CHARGES FOR SERVICES	**$ 4,988,494**	**$ 4,236,405**	**$ 3,600,000**	**$ 3,600,000**
	INTERGOVERNMENTAL REVENUES					
		FEDERAL				
	4105	FEDERAL-AID FOR CONSTRUCTION	$ 7,550,502	$ 6,905,332	$ 7,293,117	$ 7,293,117
	4110	FEDERAL-AID FOR DISASTER		1,389,305	600,000	600,000
	4115	FEDERAL-FOREST RESERVE REVENUE	151,217	110,260	157,500	157,500
		TOTAL FEDERAL	**$ 7,701,719**	**$ 8,404,897**	**$ 8,050,617**	**$ 8,050,617**
		STATE				

State Controller Schedules County Budget Act January 2010	COUNTY OF KERN Detail of Additional Financing Sources by Fund and Account Governmental Funds Fiscal Year 2012-13	Schedule 6

Fund Name	Financing Source Category		Financing Source Account	Actual 2010-11	Actual 2011-12	CAO Recommended 2012-13	Adopted by the Board of Supervisors 2012-13
1	2		3	4	5	6	7
		3814	STATE- GAS TAX 2103	$ 7,495,461	$ 12,688,191	$ 10,236,926	$ 10,236,926
		3815	STATE-HIGHWAY USERS TAX	8,601,043	8,646,976	8,800,000	8,800,000
		3816	STATE-AID GAS TAX-2105	4,466,862	4,063,800	4,200,000	4,200,000
		3925	STATE-AID FOR CONSTRUCTION	858,978	555,000		
		3926	STATE-AID CONSTRUCTION-MATCH	100,000	100,000	100,000	100,000
		3927	STATE-AID CONSTRUCTION-EXCHNGE	305,044	305,044	305,044	305,044
		3976	STATE-AID FOR DISASTER		192,300		
			TOTAL STATE	**$ 21,827,388**	**$ 26,551,311**	**$ 23,641,970**	**$ 23,641,970**
	TOTAL INTERGOVERNMENTAL REVENUES			**$ 29,529,107**	**$ 34,956,208**	**$ 31,692,587**	**$ 31,692,587**
	MISCELLANEOUS REVENUES						
		5370	SALES-OTHER	$ 7,324	$ 8,536	$ 5,801	$ 5,801
		5400	JURY/WITNESS FEES FRM CNTY EMP	32		500	500
		5415	DAMAGE TO COUNTY PROPERTY	25,409	109,424	5,000	5,000
		5440	CANCELLED OUTLAWED WARRANTS		215		
		5445	MISCELLANEOUS OTHER REVENUE	247,513	121,026		
	TOTAL MISCELLANEOUS REVENUES			**$ 280,278**	**$ 239,201**	**$ 11,301**	**$ 11,301**
	OTHER FINANCING SOURCES						
		5492	SALES-FIXED ASSETS	$ 1,445	$ 164,483	$ 50,000	$ 50,000
		5497	OFS/OPERATING TRANSFER IN	8,069,676	2,345,159	6,378,046	6,378,046
		5503	OFS - COUNTY CONTRIBUTION	5,969,276	5,670,812	10,770,813	10,770,813
	TOTAL OTHER FINANCING SOURCES			**$ 14,040,397**	**$ 8,180,454**	**$ 17,198,859**	**$ 17,198,859**
	REV FROM USE OF MONEY & PROP						
		3605	INTEREST ON BANK DEP & INVEST	$ 164,025	$ 100,001	$ 150,000	$ 150,000
		3615	INTEREST FROM OTHER SOURCES	160,349	140,156	160,000	160,000
	TOTAL REV FROM USE OF MONEY & PROP			**$ 324,374**	**$ 240,157**	**$ 310,000**	**$ 310,000**
	TAXES OTHER THAN CURRENT PROP						
		3055	SALES AND USE TAX-LOCAL TRANSP	$ 1,274,186	$ 3,628,133	$ 1,389,900	$ 1,389,900
	TOTAL TAXES OTHER THAN CURRENT PROP			**$ 1,274,186**	**$ 3,628,133**	**$ 1,389,900**	**$ 1,389,900**
TOTAL ROAD				**$ 50,436,836**	**$ 51,480,558**	**$ 54,202,647**	**$ 54,202,647**

State Controller Schedules County Budget Act January 2010	COUNTY OF KERN Detail of Additional Financing Sources by Fund and Account Governmental Funds Fiscal Year 2012-13	Schedule 6

Fund Name	Financing Source Category	Financing Source Account	Actual 2010-11	Actual 2011-12	CAO Recommended 2012-13	Adopted by the Board of Supervisors 2012-13
1	2	3	4	5	6	7
STRUCTURAL FIRE						
	CHARGES FOR SERVICES					
		CHARGES FOR CURRENT SERVICES				
		4303 SPECIAL ASSESSMENTS-CURRENT	$ (1)	$	$	$
		4990 OTHER REIMBURSEMENTS	45,914	36,035		
		5254 FIRE COSTS REIMBURSEMENTS	3,227,097	3,570,794	2,934,500	2,934,500
		5260 OTHER SERV FOR GOVTL AGENCIES	5,534,451	5,660,520	5,271,668	5,271,668
		5265 FIRE PROT SVC STATE OF CALIF	12,153,677	12,729,792	11,879,792	11,879,792
		5275 PHOTO COPIES	2,159	2,818	1,000	1,000
		5280 OTHER SERVICES	37,967	155,236	25,000	25,000
		TOTAL CHARGES FOR CURRENT SERVICES	**$ 21,001,264**	**$ 22,155,195**	**$ 20,111,960**	**$ 20,111,960**
		CHARGES FOR SERVICES-INTERFUND				
		5336 I/F-INTERFUND REVENUE-OTHER	$	$ 979	$	$
		TOTAL CHARGES FOR SERVICES-INTERFUND	**$**	**$ 979**	**$**	**$**
		TOTAL CHARGES FOR SERVICES	**$ 21,001,264**	**$ 22,156,174**	**$ 20,111,960**	**$ 20,111,960**
	FINES, FORFEITURES & PENALTIES					
		3550 FORFEITURES & PENALTIES	$ 1,501	$ 1,040	$ 30,000	$ 30,000
		3565 PENALTIES-REDEMPTIONS	81,379	59,135	50,000	50,000
		TOTAL FINES, FORFEITURES & PENALTIES	**$ 82,880**	**$ 60,175**	**$ 80,000**	**$ 80,000**
	INTERGOVERNMENTAL REVENUES					
		FEDERAL				
		4110 FEDERAL-AID FOR DISASTER	$	$	$ 2,400,000	$ 2,400,000
		4115 FEDERAL-FOREST RESERVE REVENUE	(891)	9,080		
		4140 FEDERAL-OTHER AID	6,323,315	5,884,003	282,282	282,282
		TOTAL FEDERAL	**$ 6,322,424**	**$ 5,893,083**	**$ 2,682,282**	**$ 2,682,282**
		OTHER				
		4200 OTHER IN LIEU TAXES	$ 4,420	$ 5,861	$ (638)	$ (638)
		4222 OTHER AID-RDA PASS THRU	617,737	642,170	656,413	656,413
		TOTAL OTHER	**$ 622,157**	**$ 648,031**	**$ 655,775**	**$ 655,775**
		STATE				
		3945 STATE-AID HOMEOWNER PROP TX RL	$ 693,166	$ 707,106	$ 694,985	$ 694,985
		3955 STATE-AID FOR OTHER STATE AID	907	48,165	198,000	198,000

State Controller Schedules County Budget Act January 2010	COUNTY OF KERN Detail of Additional Financing Sources by Fund and Account Governmental Funds Fiscal Year 2012-13	Schedule 6

Fund Name	Financing Source Category	Financing Source Account	Actual 2010-11	Actual 2011-12	CAO Recommended 2012-13	Adopted by the Board of Supervisors 2012-13
1	2	3	4	5	6	7
		TOTAL STATE	**$ 694,073**	**$ 755,271**	**$ 892,985**	**$ 892,985**
		TOTAL INTERGOVERNMENTAL REVENUES	**$ 7,638,654**	**$ 7,296,385**	**$ 4,231,042**	**$ 4,231,042**
	LICENSES, PERMITS & FRANCHISES					
	3160	BUSINESS LICENSES	$ 292,988	$ 377,879	$ 350,000	$ 350,000
		TOTAL LICENSES, PERMITS & FRANCHISES	**$ 292,988**	**$ 377,879**	**$ 350,000**	**$ 350,000**
	MISCELLANEOUS REVENUES					
	5400	JURY/WITNESS FEES FRM CNTY EMP	$ 4,195	$ 3,426	$ 2,450	$ 2,450
	5415	DAMAGE TO COUNTY PROPERTY	310,041	(5,191)		
	5425	RETURNED CHECK CHARGE		35		
	5440	CANCELLED OUTLAWED WARRANTS	495	1,104		
	5445	MISCELLANEOUS OTHER REVENUE	27,172	98,894		
	5450	WORKERS COMP INSURANCE-SAFETY		(1)	400,000	400,000
	5465	FUEL TAX REFUND	5,114	3,926		
		TOTAL MISCELLANEOUS REVENUES	**$ 347,017**	**$ 102,193**	**$ 402,450**	**$ 402,450**
	OTHER FINANCING SOURCES					
	5492	SALES-FIXED ASSETS	$	$ 41,664	$	$
	5497	OFS/OPERATING TRANSFER IN	6,892,459	7,172,363	8,704,796	8,704,796
	5503	OFS - COUNTY CONTRIBUTION	13,108,508	14,881,080	21,381,078	21,381,078
		TOTAL OTHER FINANCING SOURCES	**$ 20,000,967**	**$ 22,095,107**	**$ 30,085,874**	**$ 30,085,874**
	REV FROM USE OF MONEY & PROP					
	3605	INTEREST ON BANK DEP & INVEST	$ (64,236)	$ (65,588)	$	$
	3615	INTEREST FROM OTHER SOURCES	(33,675)	653	(20,000)	(20,000)
		TOTAL REV FROM USE OF MONEY & PROP	**$ (97,911)**	**$ (64,935)**	**$ (20,000)**	**$ (20,000)**
	TAXES CURRENT PROPERTY					
	3005	PROPERTY TAXES-CURRENT SECURED	$ 69,522,313	$ 74,079,294	$ 77,625,902	$ 77,625,902
	3007	SUPPLEMENTAL PROP TAX-CURRENT	1,270,488	1,038,667	745,250	745,250
	3010	PROPERTY TAXES-CURRENT UNSEC	3,304,078	4,162,196	4,613,707	4,613,707
	3014	PROP TAX-CURRENT UNSEC SUPPL	293,926	126,897	101,500	101,500
		TOTAL TAXES CURRENT PROPERTY	**$ 74,390,805**	**$ 79,407,054**	**$ 83,086,359**	**$ 83,086,359**

State Controller Schedules County Budget Act January 2010	COUNTY OF KERN Detail of Additional Financing Sources by Fund and Account Governmental Funds Fiscal Year 2012-13	Schedule 6

Fund Name	Financing Source Category	Financing Source Account	Actual 2010-11	Actual 2011-12	CAO Recommended 2012-13	Adopted by the Board of Supervisors 2012-13
1	2	3	4	5	6	7
	TAXES OTHER THAN CURRENT PROP					
	3015	PROPERTY TAXES-PRIOR SECURED	$ 51,019	$	$	$
	3017	SUPPLEMENTAL PROP TAX-PRIOR	165,223	105,264	73,372	73,372
	3025	PROPERTY TAXES-PRIOR UNSECURED	(10,833)	(171,302)	(140,000)	(140,000)
	3070	TIMBER YEILD TAX	40	311		
		TOTAL TAXES OTHER THAN CURRENT PROP	**$ 205,449**	**$ (65,727)**	**$ (66,628)**	**$ (66,628)**
TOTAL STRUCTURAL FIRE			**$ 123,862,113**	**$ 131,364,305**	**$ 138,261,057**	**$ 138,261,057**
BUILDING INSPECTION						
	CHARGES FOR SERVICES					
		CHARGES FOR CURRENT SERVICES				
	5260	OTHER SERV FOR GOVTL AGENCIES	$ 9,199	$	$	$
		TOTAL CHARGES FOR CURRENT SERVICES	**$ 9,199**	**$**	**$**	**$**
		TOTAL CHARGES FOR SERVICES	**$ 9,199**	**$**	**$**	**$**
	LICENSES, PERMITS & FRANCHISES					
	3160	BUSINESS LICENSES	$	$ 4,725	$ 4,000	$ 4,000
	3200	BUILDING PERMITS	6,540,323	9,498,797	4,200,000	4,200,000
		TOTAL LICENSES, PERMITS & FRANCHISES	**$ 6,540,323**	**$ 9,503,522**	**$ 4,204,000**	**$ 4,204,000**
	MISCELLANEOUS REVENUES					
	5400	JURY/WITNESS FEES FRM CNTY EMP	$ 803	$ 300	$ 150	$ 150
	5415	DAMAGE TO COUNTY PROPERTY			500	500
	5425	RETURNED CHECK CHARGE	525	385	360	360
	5440	CANCELLED OUTLAWED WARRANTS	(63)			
	5445	MISCELLANEOUS OTHER REVENUE	9,246	14,188	1,800	1,800
		TOTAL MISCELLANEOUS REVENUES	**$ 10,511**	**$ 14,873**	**$ 2,810**	**$ 2,810**
	OTHER FINANCING SOURCES					
	5497	OFS/OPERATING TRANSFER IN	$ 1,795	$ 7,823	$	$
		TOTAL OTHER FINANCING SOURCES	**$ 1,795**	**$ 7,823**	**$**	**$**
	REV FROM USE OF MONEY & PROP					

State Controller Schedules County Budget Act January 2010	COUNTY OF KERN Detail of Additional Financing Sources by Fund and Account Governmental Funds Fiscal Year 2012-13	Schedule 6

Fund Name	Financing Source Category	Financing Source Account	Actual 2010-11	Actual 2011-12	CAO Recommended 2012-13	Adopted by the Board of Supervisors 2012-13
1	2	3	4	5	6	7
		3605 INTEREST ON BANK DEP & INVEST	$ 66,641	$ 81,918	$ 60,960	$ 60,960
		TOTAL REV FROM USE OF MONEY & PROP	**$ 66,641**	**$ 81,918**	**$ 60,960**	**$ 60,960**
TOTAL BUILDING INSPECTION			**$ 6,628,469**	**$ 9,608,136**	**$ 4,267,770**	**$ 4,267,770**
DEPT OF HUMAN SERVICES-ADMIN.						
	CHARGES FOR SERVICES					
		CHARGES FOR CURRENT SERVICES				
		4590 COURT FEES AND COSTS	$	$ 112	$	$
		5275 PHOTO COPIES	1,932	2,327	1,878	1,878
		TOTAL CHARGES FOR CURRENT SERVICES	**$ 1,932**	**$ 2,439**	**$ 1,878**	**$ 1,878**
		CHARGES FOR SERVICES-INTERFUND				
		5336 I/F-INTERFUND REVENUE-OTHER	$ 193,502	$ 204,934	$ 127,825	$ 127,825
		TOTAL CHARGES FOR SERVICES-INTERFUND	**$ 193,502**	**$ 204,934**	**$ 127,825**	**$ 127,825**
	TOTAL CHARGES FOR SERVICES		**$ 195,434**	**$ 207,373**	**$ 129,703**	**$ 129,703**
	INTERGOVERNMENTAL REVENUES					
		FEDERAL				
		4050 FEDERAL-PUBLIC ASSISTANCE-ADM	$ 53,412,112	$ 63,690,927	$ 69,634,455	$ 69,634,455
		4051 FEDERAL-SOCIAL SERVICES	27,120,284	23,738,469	28,079,024	28,079,024
		4110 FEDERAL-AID FOR DISASTER	4,092	5,974	7,565	7,565
		4175 FEDERAL ARRA (STIMULUS)	3,373,973	12,811		
		TOTAL FEDERAL	**$ 83,910,461**	**$ 87,448,181**	**$ 97,721,044**	**$ 97,721,044**
		STATE				
		3840 STATE-PUBLIC ASSISTANCE-ADMIN	$ 28,316,098	$ 36,627,225	$ 39,131,670	$ 39,131,670
		3844 STATE-SOCIAL SERVICES	17,401,082	939,545	208,754	208,754
		TOTAL STATE	**$ 45,717,180**	**$ 37,566,770**	**$ 39,340,424**	**$ 39,340,424**
	TOTAL INTERGOVERNMENTAL REVENUES		**$ 129,627,641**	**$ 125,014,951**	**$ 137,061,468**	**$ 137,061,468**
	MISCELLANEOUS REVENUES					
		5400 JURY/WITNESS FEES FRM CNTY EMP	$ 3,644	$ 3,635	$ 1,219	$ 1,219
		5420 CASH OVERAGES	41	186		
		5425 RETURNED CHECK CHARGE	105	215	253	253
		5440 CANCELLED OUTLAWED WARRANTS	6,580	3,953	2,249	2,249

State Controller Schedules County Budget Act January 2010	COUNTY OF KERN Detail of Additional Financing Sources by Fund and Account Governmental Funds Fiscal Year 2012-13	Schedule 6

Fund Name	Financing Source Category	Financing Source Account	Actual 2010-11	Actual 2011-12	CAO Recommended 2012-13	Adopted by the Board of Supervisors 2012-13
1	2	3	4	5	6	7
		5445 MISCELLANEOUS OTHER REVENUE	139,130	43,603	48,903	48,903
		TOTAL MISCELLANEOUS REVENUES	**$ 149,500**	**$ 51,592**	**$ 52,624**	**$ 52,624**
	OTHER FINANCING SOURCES					
		5497 OFS/OPERATING TRANSFER IN	$ 536	$	$	$
		5501 OFS/CO CONTRI/REALIGNMENT	1,016,649	1,071,509	1,304,996	1,304,996
		5503 OFS - COUNTY CONTRIBUTION	16,765,488	12,727,972	3,457,751	3,457,751
		5505 OFS/CO CONTRI/REALIGNMENT 2011		19,086,685	19,224,609	19,224,609
		TOTAL OTHER FINANCING SOURCES	**$ 17,782,673**	**$ 32,886,166**	**$ 23,987,356**	**$ 23,987,356**
	REV FROM USE OF MONEY & PROP					
		3605 INTEREST ON BANK DEP & INVEST	$ 135,667	$ 94,558	$ 135,667	$ 135,667
		3660 VENDING MACHINES	285	315	269	269
		TOTAL REV FROM USE OF MONEY & PROP	**$ 135,952**	**$ 94,873**	**$ 135,936**	**$ 135,936**
TOTAL DEPT OF HUMAN SERVICES-ADMIN.			**$ 147,891,200**	**$ 158,254,955**	**$ 161,367,087**	**$ 161,367,087**
HUMAN SERVICES-DIRECT FIN AID						
	INTERGOVERNMENTAL REVENUES					
		FEDERAL				
		4055 FEDERAL-AID FOR CHILDREN	$ 96,488,363	$ 98,998,106	$ 80,571,750	$ 80,571,750
		4175 FEDERAL ARRA (STIMULUS)	678,574	(22,618)		
		TOTAL FEDERAL	**$ 97,166,937**	**$ 98,975,488**	**$ 80,571,750**	**$ 80,571,750**
		STATE				
		3839 ST AID-CALWORKS	$	$ 18,189,564	$ 23,210,505	$ 23,210,505
		3860 STATE-AID FOR CHILDREN	83,059,887	21,272,749	43,429,805	43,429,805
		TOTAL STATE	**$ 83,059,887**	**$ 39,462,313**	**$ 66,640,310**	**$ 66,640,310**
		TOTAL INTERGOVERNMENTAL REVENUES	**$ 180,226,824**	**$ 138,437,801**	**$ 147,212,060**	**$ 147,212,060**
	MISCELLANEOUS REVENUES					
		5441 WELFARE REPAYMENTS	$ 3,883,778	$ (196,765)	$ 1,255,062	$ 1,255,062
		5443 WELFARE FORGERY RECOVERY		281		
		TOTAL MISCELLANEOUS REVENUES	**$ 3,883,778**	**$ (196,484)**	**$ 1,255,062**	**$ 1,255,062**

State Controller Schedules County Budget Act January 2010	COUNTY OF KERN Detail of Additional Financing Sources by Fund and Account Governmental Funds Fiscal Year 2012-13	Schedule 6

Fund Name	Financing Source Category	Financing Source Account	Actual 2010-11	Actual 2011-12	CAO Recommended 2012-13	Adopted by the Board of Supervisors 2012-13
1	2	3	4	5	6	7
	OTHER FINANCING SOURCES					
		5497 OFS/OPERATING TRANSFER IN	$ 1,549,723	$ 543,822	$	$
		5501 OFS/CO CONTRI/REALIGNMENT	15,146,858	15,474,805	18,025,314	18,025,314
		5503 OFS - COUNTY CONTRIBUTION	19,296,694	4,572,524	13,271,932	13,271,932
		5505 OFS/CO CONTRI/REALIGNMENT 2011		25,920,470	26,209,171	26,209,171
		TOTAL OTHER FINANCING SOURCES	**$ 35,993,275**	**$ 46,511,621**	**$ 57,506,417**	**$ 57,506,417**
TOTAL HUMAN SERVICES-DIRECT FIN AID			**$ 220,103,877**	**$ 184,752,938**	**$ 205,973,539**	**$ 205,973,539**
MENTAL HEALTH FUND						
	CHARGES FOR SERVICES					
		CHARGES FOR CURRENT SERVICES				
		4725 MEDICAL RECORDS AND REPORT FEE	$ 224	$ 310	$ 200	$ 200
		4800 MENTAL HEALTH SERVICES	107,375	235,615	306,982	306,982
		4801 MH-D.U.I. ADM FEES	130,516	115,576	145,560	145,560
		4802 MH-P.C. 1000 ADM FEES	3,959	3,698	3,815	3,815
		4803 MH - METH ADM FEES	237,363	367,990	368,261	368,261
		4805 MH-SUBSTANCE ABUSE DIVERSION	860	539	1,486	1,486
		4955 MEDI-CAL PATIENT FEES	23,472,008	28,276,320	26,918,100	26,918,100
		4960 M.H. CONSERVATOR PARTIAL REIMB	288,313	270,308	280,000	280,000
		4990 OTHER REIMBURSEMENTS	755,613	655,108		
		TOTAL CHARGES FOR CURRENT SERVICES	**$ 24,996,231**	**$ 29,925,464**	**$ 28,024,404**	**$ 28,024,404**
		CHARGES FOR SERVICES-INTERFUND				
		5303 I/F-CALWORKS REIMBURSEMENT	$ 2,372,182	$ 2,023,343	$ 2,263,480	$ 2,263,480
		5336 I/F-INTERFUND REVENUE-OTHER	428,952	664,197	819,365	819,365
		TOTAL CHARGES FOR SERVICES-INTERFUND	**$ 2,801,134**	**$ 2,687,540**	**$ 3,082,845**	**$ 3,082,845**
	TOTAL CHARGES FOR SERVICES		**$ 27,797,365**	**$ 32,613,004**	**$ 31,107,249**	**$ 31,107,249**
	INTERGOVERNMENTAL REVENUES					
		FEDERAL				
		4175 FEDERAL ARRA (STIMULUS)	$ 4,331,748	$ (58,140)	$	$
		TOTAL FEDERAL	**$ 4,331,748**	**$ (58,140)**	**$**	
		STATE				
		3905 STATE-AID FOR MENTAL HEALTH	$ 17,909,881	$ 15,645,089	$ 7,814,534	$ 7,814,534

State Controller Schedules County Budget Act January 2010	COUNTY OF KERN Detail of Additional Financing Sources by Fund and Account Governmental Funds Fiscal Year 2012-13	Schedule 6

Fund Name	Financing Source Category	Financing Source Account	Actual 2010-11	Actual 2011-12	CAO Recommended 2012-13	Adopted by the Board of Supervisors 2012-13
1	2	3	4	5	6	7
		3907 STATE-AID M.H. MANAGED CARE	5,045,428	6,959,729		
		3908 STATE-AID FOR CONTINUING CARE	85,708	65,264	89,500	89,500
		3995 STATE-AID MANDATED COST REIMB	1,969,266	418,516		
		TOTAL STATE	**$ 25,010,283**	**$ 23,088,598**	**$ 7,904,034**	**$ 7,904,034**
	TOTAL INTERGOVERNMENTAL REVENUES		**$ 29,342,031**	**$ 23,030,458**	**$ 7,904,034**	**$ 7,904,034**
	MISCELLANEOUS REVENUES					
		5400 JURY/WITNESS FEES FRM CNTY EMP	$	$ 150	$ 100	$ 100
		5440 CANCELLED OUTLAWED WARRANTS	15	574		
		5445 MISCELLANEOUS OTHER REVENUE	247,823	928,682	1,105,135	1,105,135
	TOTAL MISCELLANEOUS REVENUES		**$ 247,838**	**$ 929,406**	**$ 1,105,235**	**$ 1,105,235**
	OTHER FINANCING SOURCES					
		5497 OFS/OPERATING TRANSFER IN	$ 20,398,262	$ 24,724,934	$ 28,634,953	$ 28,634,953
		5501 OFS/CO CONTRI/REALIGNMENT	20,500,000	519,753		
		5503 OFS - COUNTY CONTRIBUTION	1,089,148	1,089,148	1,089,147	1,089,147
		5505 OFS/CO CONTRI/REALIGNMENT 2011		25,925,442	48,487,519	48,487,519
	TOTAL OTHER FINANCING SOURCES		**$ 41,987,410**	**$ 52,259,277**	**$ 78,211,619**	**$ 78,211,619**
	REV FROM USE OF MONEY & PROP					
		3605 INTEREST ON BANK DEP & INVEST	$ 91,304	$ 149,773	$ 112,001	$ 112,001
	TOTAL REV FROM USE OF MONEY & PROP		**$ 91,304**	**$ 149,773**	**$ 112,001**	**$ 112,001**
TOTAL MENTAL HEALTH FUND			**$ 99,465,948**	**$ 108,981,918**	**$ 118,440,138**	**$ 118,440,138**
AGING AND ADULT SERVICES						
	CHARGES FOR SERVICES					
		CHARGES FOR CURRENT SERVICES				
		4620 ESTATE FEES	$ 173,564	$ 217,825	$ 210,000	$ 210,000
		TOTAL CHARGES FOR CURRENT SERVICES	**$ 173,564**	**$ 217,825**	**$ 210,000**	**$ 210,000**
		CHARGES FOR SERVICES-INTERFUND				
		5336 I/F-INTERFUND REVENUE-OTHER	$ 921,593	$ 815,945	$ 824,603	$ 824,603
		TOTAL CHARGES FOR SERVICES-INTERFUND	**$ 921,593**	**$ 815,945**	**$ 824,603**	**$ 824,603**
	TOTAL CHARGES FOR SERVICES		**$ 1,095,157**	**$ 1,033,770**	**$ 1,034,603**	**$ 1,034,603**

State Controller Schedules County Budget Act January 2010	COUNTY OF KERN Detail of Additional Financing Sources by Fund and Account Governmental Funds Fiscal Year 2012-13	Schedule 6

Fund Name	Financing Source Category	Financing Source Account	Actual 2010-11	Actual 2011-12	CAO Recommended 2012-13	Adopted by the Board of Supervisors 2012-13
1	2	3	4	5	6	7
	INTERGOVERNMENTAL REVENUES					
		FEDERAL				
	4051	FEDERAL-SOCIAL SERVICES	$ 3,059,301	$ 1,331,784	$ 3,233,540	$ 3,233,540
	4096	FEDERAL-AID FOR ELDERLY	2,328,372	2,161,534	2,221,540	2,221,540
	4097	FEDERAL-AID USDA	313,665	217,132	264,951	264,951
	4140	FEDERAL-OTHER AID	162,697	97,343	99,913	99,913
		TOTAL FEDERAL	**$ 5,864,035**	**$ 3,807,793**	**$ 5,819,944**	**$ 5,819,944**
		STATE				
	3844	STATE-SOCIAL SERVICES	$ 2,798,285	$ 1,518,077	$ 1,904,369	$ 1,904,369
	3995	STATE-AID MANDATED COST REIMB	578			
	4036	STATE-AID FOR ELDERLY	193,421	161,007	150,372	150,372
	4037	STATE-AID HICAP	179,282	170,952	177,084	177,084
		TOTAL STATE	**$ 3,171,566**	**$ 1,850,036**	**$ 2,231,825**	**$ 2,231,825**
		TOTAL INTERGOVERNMENTAL REVENUES	**$ 9,035,601**	**$ 5,657,829**	**$ 8,051,769**	**$ 8,051,769**
	MISCELLANEOUS REVENUES					
	5405	GIFTS AND DONATIONS	$ 220,385	$ 207,734	$ 206,000	$ 206,000
	5440	CANCELLED OUTLAWED WARRANTS	2,726	50		
	5445	MISCELLANEOUS OTHER REVENUE	57,757	33,571	46,360	46,360
	5905	EXPENDITURE CORRECTIONS-ABATE		1,722		
		TOTAL MISCELLANEOUS REVENUES	**$ 280,868**	**$ 243,077**	**$ 1,411,805**	**$ 1,411,805**
	OTHER FINANCING SOURCES					
	5501	OFS/CO CONTRI/REALIGNMENT	$ 498,638	$ 514,264	$ 654,062	$ 654,062
	5503	OFS - COUNTY CONTRIBUTION	1,264,054	1,200,852	1,129,488	1,129,488
	5505	OFS/CO CONTRI/REALIGNMENT 2011		1,159,020	1,159,445	1,159,445
		TOTAL OTHER FINANCING SOURCES	**$ 1,762,692**	**$ 2,874,136**	**$ 1,783,550**	**$ 1,783,550**
	REV FROM USE OF MONEY & PROP					
	3605	INTEREST ON BANK DEP & INVEST	$ 44,241	$ 30,175	$ 37,210	$ 37,210
		TOTAL REV FROM USE OF MONEY & PROP	**$ 44,241**	**$ 30,175**	**$ 37,210**	**$ 37,210**
TOTAL AGING AND ADULT SERVICES			**$ 12,218,559**	**$ 9,838,987**	**$ 12,318,937**	**$ 12,318,937**

State Controller Schedules County Budget Act January 2010	COUNTY OF KERN Detail of Additional Financing Sources by Fund and Account Governmental Funds Fiscal Year 2012-13	Schedule 6

Fund Name	Financing Source Category	Financing Source Account	Actual 2010-11	Actual 2011-12	CAO Recommended 2012-13	Adopted by the Board of Supervisors 2012-13
1	2	3	4	5	6	7
WILDLIFE RESOURCES						
	FINES, FORFEITURES & PENALTIES					
	3485	FISH & GAME FINES	$ 6,185	$ 10,341	$ 5,330	$ 5,330
		TOTAL FINES, FORFEITURES & PENALTIES	**$ 6,185**	**$ 10,341**	**$ 5,330**	**$ 5,330**
TOTAL WILDLIFE RESOURCES			**$ 6,185**	**$ 10,341**	**$ 5,330**	**$ 5,330**
TIMBER HARVEST FUND						
	REV FROM USE OF MONEY & PROP					
	3605	INTEREST ON BANK DEP & INVEST	$ 58	$ 43	$	$
	3751	ROYALTIES - TIMBER HARVEST		78,516		
		TOTAL REV FROM USE OF MONEY & PROP	**$ 58**	**$ 78,559**	**$**	**$**
TOTAL TIMBER HARVEST FUND			**$ 58**	**$ 78,559**	**$**	**$**
PROBATION DJJ REALIGNMENT FUND						
	INTERGOVERNMENTAL REVENUES					
	STATE					
	3822	STATE AID-PUBLIC SAFETY	$ 2,834,568	$	$	$
		TOTAL STATE	**$ 2,834,568**	**$**	**$**	**$**
		TOTAL INTERGOVERNMENTAL REVENUES	**$ 2,834,568**	**$**	**$**	**$**
	OTHER FINANCING SOURCES					
	5505	OFS/CO CONTRI/REALIGNMENT 2011	$	$ 2,630,495	$ 3,127,055	$ 3,127,055
		TOTAL OTHER FINANCING SOURCES	**$**	**$ 2,630,495**	**$ 3,127,055**	**$ 3,127,055**
	REV FROM USE OF MONEY & PROP					
	3605	INTEREST ON BANK DEP & INVEST	$ 13,407	$ 11,654	$ 10,000	$ 10,000
		TOTAL REV FROM USE OF MONEY & PROP	**$ 13,407**	**$ 11,654**	**$ 10,000**	**$ 10,000**
TOTAL PROBATION DJJ REALIGNMENT FUND			**$ 2,847,975**	**$ 2,642,149**	**$ 3,137,055**	**$ 3,137,055**

State Controller Schedules County Budget Act January 2010	COUNTY OF KERN Detail of Additional Financing Sources by Fund and Account Governmental Funds Fiscal Year 2012-13	Schedule 6

Fund Name	Financing Source Category	Financing Source Account	Actual 2010-11	Actual 2011-12	CAO Recommended 2012-13	Adopted by the Board of Supervisors 2012-13
1	2	3	4	5	6	7
REAL ESTATE FRAUD						
	CHARGES FOR SERVICES					
		CHARGES FOR CURRENT SERVICES				
		5260 OTHER SERV FOR GOVTL AGENCIES	$ 187,447	$ 177,941	$ 180,000	$ 180,000
		TOTAL CHARGES FOR CURRENT SERVICES	**$ 187,447**	**$ 177,941**	**$ 180,000**	**$ 180,000**
		TOTAL CHARGES FOR SERVICES	**$ 187,447**	**$ 177,941**	**$ 180,000**	**$ 180,000**
	OTHER FINANCING SOURCES					
		5497 OFS/OPERATING TRANSFER IN	$ 48	$ 18	$	
		TOTAL OTHER FINANCING SOURCES	**$ 48**	**$ 18**	**$**	
	REV FROM USE OF MONEY & PROP					
		3605 INTEREST ON BANK DEP & INVEST	$ 4,291	$ 3,491	$ 3,500	$ 3,500
		TOTAL REV FROM USE OF MONEY & PROP	**$ 4,291**	**$ 3,491**	**$ 3,500**	**$ 3,500**
TOTAL REAL ESTATE FRAUD			**$ 191,786**	**$ 181,450**	**$ 183,500**	**$ 183,500**
LITTER CLEAN UP						
	FINES, FORFEITURES & PENALTIES					
		3495 LITTERING FINES	$ 4,570	$ 4,218	$ 3,500	$ 3,500
		TOTAL FINES, FORFEITURES & PENALTIES	**$ 4,570**	**$ 4,218**	**$ 3,500**	**$ 3,500**
TOTAL LITTER CLEAN UP			**$ 4,570**	**$ 4,218**	**$ 3,500**	**$ 3,500**
OFF HWY MV LIC						
	INTERGOVERNMENTAL REVENUES					
		STATE				
		3965 STATE-AID/OFF HWY MTR VEH LIC	$ 145,014	$ 143,717	$ 142,000	$ 142,000
		TOTAL STATE	**$ 145,014**	**$ 143,717**	**$ 142,000**	**$ 142,000**
		TOTAL INTERGOVERNMENTAL REVENUES	**$ 145,014**	**$ 143,717**	**$ 142,000**	**$ 142,000**
TOTAL OFF HWY MV LIC			**$ 145,014**	**$ 143,717**	**$ 142,000**	**$ 142,000**

State Controller Schedules County Budget Act January 2010	COUNTY OF KERN Detail of Additional Financing Sources by Fund and Account Governmental Funds Fiscal Year 2012-13	Schedule 6

Fund Name	Financing Source Category	Financing Source Account	Actual 2010-11	Actual 2011-12	CAO Recommended 2012-13	Adopted by the Board of Supervisors 2012-13
1	2	3	4	5	6	7
PL LOC DRN-SHAL						
	REV FROM USE OF MONEY & PROP					
	3605	INTEREST ON BANK DEP & INVEST	$ 113	$ 89	$ 105	$ 105
		TOTAL REV FROM USE OF MONEY & PROP	**$ 113**	**$ 89**	**$ 105**	**$ 105**
TOTAL PL LOC DRN-SHAL			**$ 113**	**$ 89**	**$ 105**	**$ 105**
PL LOC DRN-BRUND						
	REV FROM USE OF MONEY & PROP					
	3605	INTEREST ON BANK DEP & INVEST	$ 1,352	$ 1,043	$ 1,251	$ 1,251
		TOTAL REV FROM USE OF MONEY & PROP	**$ 1,352**	**$ 1,043**	**$ 1,251**	**$ 1,251**
TOTAL PL LOC DRN-BRUND			**$ 1,352**	**$ 1,043**	**$ 1,251**	**$ 1,251**
PL LOC DRN-ORNGW						
	REV FROM USE OF MONEY & PROP					
	3605	INTEREST ON BANK DEP & INVEST	$ 6,095	$ 6,632	$ 7,959	$ 7,959
		TOTAL REV FROM USE OF MONEY & PROP	**$ 6,095**	**$ 6,632**	**$ 7,959**	**$ 7,959**
TOTAL PL LOC DRN-ORNGW			**$ 6,095**	**$ 6,632**	**$ 7,959**	**$ 7,959**
PL LOC DRN-BRECK						
	REV FROM USE OF MONEY & PROP					
	3605	INTEREST ON BANK DEP & INVEST	$ 369	$ 285	$ 342	$ 342
		TOTAL REV FROM USE OF MONEY & PROP	**$ 369**	**$ 285**	**$ 342**	**$ 342**
TOTAL PL LOC DRN-BRECK			**$ 369**	**$ 285**	**$ 342**	**$ 342**
RANGE IMP SEC 15						

State Controller Schedules County Budget Act January 2010	COUNTY OF KERN Detail of Additional Financing Sources by Fund and Account Governmental Funds Fiscal Year 2012-13	Schedule 6

Fund Name	Financing Source Category	Financing Source Account	Actual 2010-11	Actual 2011-12	CAO Recommended 2012-13	Adopted by the Board of Supervisors 2012-13
1	2	3	4	5	6	7
	INTERGOVERNMENTAL REVENUES					
		FEDERAL				
		4120 FEDERAL-GRAZING FEE	$ 8,687	$ 8,941	$ 8,700	$ 8,700
		TOTAL FEDERAL	**$ 8,687**	**$ 8,941**	**$ 8,700**	**$ 8,700**
		TOTAL INTERGOVERNMENTAL REVENUES	**$ 8,687**	**$ 8,941**	**$ 8,700**	**$ 8,700**
	REV FROM USE OF MONEY & PROP					
		3605 INTEREST ON BANK DEP & INVEST	$ 556	$ 462	$ 448	$ 448
		TOTAL REV FROM USE OF MONEY & PROP	**$ 556**	**$ 462**	**$ 448**	**$ 448**
TOTAL RANGE IMP SEC 15			**$ 9,243**	**$ 9,403**	**$ 9,148**	**$ 9,148**
PL LOC DRN-OILDL						
	LICENSES, PERMITS & FRANCHISES					
		3390 OTHER LICENSES & PERMITS	$	$ 1,372	$ 1,372	$ 1,372
		TOTAL LICENSES, PERMITS & FRANCHISES	**$**	**$ 1,372**	**$ 1,372**	**$ 1,372**
	REV FROM USE OF MONEY & PROP					
		3605 INTEREST ON BANK DEP & INVEST	$ 1,085	$ 834	$ 1,276	$ 1,276
		TOTAL REV FROM USE OF MONEY & PROP	**$ 1,085**	**$ 834**	**$ 1,276**	**$ 1,276**
TOTAL PL LOC DRN-OILDL			**$ 1,085**	**$ 2,206**	**$ 2,648**	**$ 2,648**
RANGE IMP SEC 3						
	INTERGOVERNMENTAL REVENUES					
		FEDERAL				
		4120 FEDERAL-GRAZING FEE	$ 613	$ 1,386	$ 1,300	$ 1,300
		TOTAL FEDERAL	**$ 613**	**$ 1,386**	**$ 1,300**	**$ 1,300**
		TOTAL INTERGOVERNMENTAL REVENUES	**$ 613**	**$ 1,386**	**$ 1,300**	**$ 1,300**
	REV FROM USE OF MONEY & PROP					
		3605 INTEREST ON BANK DEP & INVEST	$ 370	$ 276	$ 300	$ 300
		TOTAL REV FROM USE OF MONEY & PROP	**$ 370**	**$ 276**	**$ 300**	**$ 300**

State Controller Schedules County Budget Act January 2010	COUNTY OF KERN Detail of Additional Financing Sources by Fund and Account Governmental Funds Fiscal Year 2012-13	Schedule 6

Fund Name	Financing Source Category	Financing Source Account	Actual 2010-11	Actual 2011-12	CAO Recommended 2012-13	Adopted by the Board of Supervisors 2012-13
1	2	3	4	5	6	7
TOTAL RANGE IMP SEC 3			**$ 983**	**$ 1,662**	**$ 1,600**	**$ 1,600**
INFORMATIONAL KIOSK FUND						
	MISCELLANEOUS REVENUES					
	5445	MISCELLANEOUS OTHER REVENUE	$ 1,800	$	$	
		TOTAL MISCELLANEOUS REVENUES	**$ 1,800**	**$**	**$**	
	REV FROM USE OF MONEY & PROP					
	3605	INTEREST ON BANK DEP & INVEST	$ 50	$	$	
		TOTAL REV FROM USE OF MONEY & PROP	**$ 50**	**$**	**$**	
TOTAL INFORMATIONAL KIOSK FUND			**$ 1,850**	**$**	**$**	
PROBATION TRN FD						
	INTERGOVERNMENTAL REVENUES					
	STATE					
	4040	STATE-SB 924 PROBATION TRAING	$ 229,811	$ 238,565	$ 248,388	$ 248,388
		TOTAL STATE	**$ 229,811**	**$ 238,565**	**$ 248,388**	**$ 248,388**
		TOTAL INTERGOVERNMENTAL REVENUES	**$ 229,811**	**$ 238,565**	**$ 248,388**	**$ 248,388**
TOTAL PROBATION TRN FD			**$ 229,811**	**$ 238,565**	**$ 248,388**	**$ 248,388**
DNA IDENTIFICATION						
	FINES, FORFEITURES & PENALTIES					
	3480	OTHER COURT FINES	$ 619,288	$ 553,850	$ 500,000	$ 500,000
		TOTAL FINES, FORFEITURES & PENALTIES	**$ 619,288**	**$ 553,850**	**$ 500,000**	**$ 500,000**
TOTAL DNA IDENTIFICATION			**$ 619,288**	**$ 553,850**	**$ 500,000**	**$ 500,000**
LOCAL PUBLIC SAFETY						

State Controller Schedules County Budget Act January 2010	COUNTY OF KERN Detail of Additional Financing Sources by Fund and Account Governmental Funds Fiscal Year 2012-13	Schedule 6

Fund Name	Financing Source Category	Financing Source Account	Actual 2010-11	Actual 2011-12	CAO Recommended 2012-13	Adopted by the Board of Supervisors 2012-13
1	2	3	4	5	6	7
	INTERGOVERNMENTAL REVENUES					
		STATE				
		3822 STATE AID-PUBLIC SAFETY	$ 51,918,794	$ 60,420,147	$ 62,726,692	$ 62,726,692
		TOTAL STATE	**$ 51,918,794**	**$ 60,420,147**	**$ 62,726,692**	**$ 62,726,692**
	TOTAL INTERGOVERNMENTAL REVENUES		**$ 51,918,794**	**$ 60,420,147**	**$ 62,726,692**	**$ 62,726,692**
TOTAL LOCAL PUBLIC SAFETY			**$ 51,918,794**	**$ 60,420,147**	**$ 62,726,692**	**$ 62,726,692**
SHER FAC TRNG FD						
	CHARGES FOR SERVICES					
		CHARGES FOR CURRENT SERVICES				
		4990 OTHER REIMBURSEMENTS	$ 209,652	$ 217,918	$ 200,000	$ 200,000
		TOTAL CHARGES FOR CURRENT SERVICES	**$ 209,652**	**$ 217,918**	**$ 200,000**	**$ 200,000**
	TOTAL CHARGES FOR SERVICES		**$ 209,652**	**$ 217,918**	**$ 200,000**	**$ 200,000**
TOTAL SHER FAC TRNG FD			**$ 209,652**	**$ 217,918**	**$ 200,000**	**$ 200,000**
KERN CO DEPT OF CHILD SUPPORT						
	INTERGOVERNMENTAL REVENUES					
		FEDERAL				
		4065 FED-AID FOR REIM-COST FAM SUP	$ 14,803,765	$ 15,116,069	$ 14,765,513	$ 14,765,513
		4175 FEDERAL ARRA (STIMULUS)	558,936			
		TOTAL FEDERAL	**$ 15,362,701**	**$ 15,116,069**	**$ 14,765,513**	**$ 14,765,513**
		STATE				
		3870 STATE-AID ENFRCMNT INCTVE FUND	$ 6,730,605	$ 7,180,448	$ 7,272,619	$ 7,272,619
		TOTAL STATE	**$ 6,730,605**	**$ 7,180,448**	**$ 7,272,619**	**$ 7,272,619**
	TOTAL INTERGOVERNMENTAL REVENUES		**$ 22,093,306**	**$ 22,296,517**	**$ 22,038,132**	**$ 22,038,132**
	MISCELLANEOUS REVENUES					
		5400 JURY/WITNESS FEES FRM CNTY EMP	$ 30	$	$	
		5420 CASH OVERAGES		41		
		5440 CANCELLED OUTLAWED WARRANTS		1,378		
		5445 MISCELLANEOUS OTHER REVENUE	8,668	48,423	100	100

State Controller Schedules County Budget Act January 2010	COUNTY OF KERN Detail of Additional Financing Sources by Fund and Account Governmental Funds Fiscal Year 2012-13	Schedule 6

Fund Name	Financing Source Category	Financing Source Account	Actual 2010-11	Actual 2011-12	CAO Recommended 2012-13	Adopted by the Board of Supervisors 2012-13
1	2	3	4	5	6	7
		TOTAL MISCELLANEOUS REVENUES	**$ 8,698**	**$ 49,842**	**$ 100**	**$ 100**
	OTHER FINANCING SOURCES					
	5497	OFS/OPERATING TRANSFER IN	$ 15,164	$	$	$
		TOTAL OTHER FINANCING SOURCES	**$ 15,164**	**$**	**$**	**$**
	REV FROM USE OF MONEY & PROP					
	3605	INTEREST ON BANK DEP & INVEST	$ 10,319	$ 13,762	$ 12,000	$ 12,000
	3717	AUTO PARKING CONCESSION	12,239	8,914	10,164	10,164
		TOTAL REV FROM USE OF MONEY & PROP	**$ 22,558**	**$ 22,676**	**$ 22,164**	**$ 22,164**
TOTAL KERN CO DEPT OF CHILD SUPPORT			**$ 22,139,726**	**$ 22,369,035**	**$ 22,060,396**	**$ 22,060,396**
AUTOMATED FINGERPRINT FUND						
	FINES, FORFEITURES & PENALTIES					
	3550	FORFEITURES & PENALTIES	$ 374,912	$ 333,007	$ 250,000	$ 250,000
		TOTAL FINES, FORFEITURES & PENALTIES	**$ 374,912**	**$ 333,007**	**$ 250,000**	**$ 250,000**
	REV FROM USE OF MONEY & PROP					
	3605	INTEREST ON BANK DEP & INVEST	$ 13,168	$ 13,153	$ 25,000	$ 25,000
		TOTAL REV FROM USE OF MONEY & PROP	**$ 13,168**	**$ 13,153**	**$ 25,000**	**$ 25,000**
TOTAL AUTOMATED FINGERPRINT FUND			**$ 388,080**	**$ 346,160**	**$ 275,000**	**$ 275,000**
JUV JUST FAC TEMP CONST						
	FINES, FORFEITURES & PENALTIES					
	3480	OTHER COURT FINES	$ 293	$ 237	$	
		TOTAL FINES, FORFEITURES & PENALTIES	**$ 293**	**$ 237**	**$**	
	REV FROM USE OF MONEY & PROP					
	3605	INTEREST ON BANK DEP & INVEST	$ 82	$ 64	$	
		TOTAL REV FROM USE OF MONEY & PROP	**$ 82**	**$ 64**	**$**	

State Controller Schedules County Budget Act January 2010	COUNTY OF KERN Detail of Additional Financing Sources by Fund and Account Governmental Funds Fiscal Year 2012-13	Schedule 6

Fund Name	Financing Source Category	Financing Source Account	Actual 2010-11	Actual 2011-12	CAO Recommended 2012-13	Adopted by the Board of Supervisors 2012-13
1	2	3	4	5	6	7
TOTAL JUV JUST FAC TEMP CONST			**$ 375**	**$ 301**	**$**	**$**
EMERGENCY MEDICAL SERVICES FND						
	FINES, FORFEITURES & PENALTIES					
	3518	EMERGENCY MED ASSESSMENT	$ 2,093,862	$ 1,894,959	$ 1,540,000	$ 1,540,000
		TOTAL FINES, FORFEITURES & PENALTIES	**$ 2,093,862**	**$ 1,894,959**	**$ 1,540,000**	**$ 1,540,000**
	INTERGOVERNMENTAL REVENUES					
	STATE					
	3955	STATE-AID FOR OTHER STATE AID	$ 415	$	$	
		TOTAL STATE	**$ 415**	**$**	**$**	
		TOTAL INTERGOVERNMENTAL REVENUES	**$ 415**	**$**	**$**	
	MISCELLANEOUS REVENUES					
	5440	CANCELLED OUTLAWED WARRANTS	$ 1,092	$	$	
	5445	MISCELLANEOUS OTHER REVENUE				
		TOTAL MISCELLANEOUS REVENUES	**$ 1,092**	**$**	**$**	
	REV FROM USE OF MONEY & PROP					
	3605	INTEREST ON BANK DEP & INVEST	$ 6,288	$ 6,501	$ 11,000	$ 11,000
		TOTAL REV FROM USE OF MONEY & PROP	**$ 6,288**	**$ 6,501**	**$ 11,000**	**$ 11,000**
TOTAL EMERGENCY MEDICAL SERVICES FND			**$ 2,101,657**	**$ 1,901,460**	**$ 1,551,000**	**$ 1,551,000**
AUTOMATED CO WARRANT SYSTEM						
	FINES, FORFEITURES & PENALTIES					
	3480	OTHER COURT FINES	$ 80,165	$ 73,417	$ 75,000	$ 75,000
		TOTAL FINES, FORFEITURES & PENALTIES	**$ 80,165**	**$ 73,417**	**$ 75,000**	**$ 75,000**
TOTAL AUTOMATED CO WARRANT SYSTEM			**$ 80,165**	**$ 73,417**	**$ 75,000**	**$ 75,000**
DOMESTIC VIOL PG						

State Controller Schedules County Budget Act January 2010	COUNTY OF KERN Detail of Additional Financing Sources by Fund and Account Governmental Funds Fiscal Year 2012-13	Schedule 6

Fund Name	Financing Source Category	Financing Source Account	Actual 2010-11	Actual 2011-12	CAO Recommended 2012-13	Adopted by the Board of Supervisors 2012-13
1	2	3	4	5	6	7
	FINES, FORFEITURES & PENALTIES					
		3480 OTHER COURT FINES	$ 36,856	$ 58,476	$ 45,000	$ 45,000
		TOTAL FINES, FORFEITURES & PENALTIES	**$ 36,856**	**$ 58,476**	**$ 45,000**	**$ 45,000**
	LICENSES, PERMITS & FRANCHISES					
		3365 MARRIAGE LICENSES	$ 97,382	$ 94,990	$ 92,000	$ 92,000
		TOTAL LICENSES, PERMITS & FRANCHISES	**$ 97,382**	**$ 94,990**	**$ 92,000**	**$ 92,000**
TOTAL DOMESTIC VIOL PG			**$ 134,238**	**$ 153,466**	**$ 137,000**	**$ 137,000**
CRIMINAL JUS FACILITIES CONST						
	FINES, FORFEITURES & PENALTIES					
		3480 OTHER COURT FINES	$ 3,832,439	$ 3,406,764	$ 3,500,000	$ 3,500,000
		3489 PARKING FINES-OTHER AGENCIES	15,017	14,469		
		3491 PARKING FINES-EQUIPMENT	7,117	5,755		
		TOTAL FINES, FORFEITURES & PENALTIES	**$ 3,854,573**	**$ 3,426,988**	**$ 3,500,000**	**$ 3,500,000**
TOTAL CRIMINAL JUS FACILITIES CONST			**$ 3,854,573**	**$ 3,426,988**	**$ 3,500,000**	**$ 3,500,000**
RECORDER						
	CHARGES FOR SERVICES					
		CHARGES FOR CURRENT SERVICES				
		4680 RECORDING FEES	$	$ 1,985,967	$ 2,043,703	$ 2,043,703
		4681 COPY & PROCESS FEES		322,621	298,086	298,086
		TOTAL CHARGES FOR CURRENT SERVICES	**$**	**$ 2,308,588**	**$ 2,341,789**	**$ 2,341,789**
		CHARGES FOR SERVICES-INTERFUND				
		5326 I/F-COPY AND PROCESS FEES	$	$ 14,959	$ 13,222	$ 13,222
		TOTAL CHARGES FOR SERVICES-INTERFUND	**$**	**$ 14,959**	**$ 13,222**	**$ 13,222**
	TOTAL CHARGES FOR SERVICES		**$**	**$ 2,323,547**	**$ 2,355,011**	**$ 2,355,011**
	LICENSES, PERMITS & FRANCHISES					
		3365 MARRIAGE LICENSES	$	$ 4,102	$ 3,385	$ 3,385
		TOTAL LICENSES, PERMITS & FRANCHISES	**$**	**$ 4,102**	**$ 3,385**	**$ 3,385**

State Controller Schedules County Budget Act January 2010	COUNTY OF KERN Detail of Additional Financing Sources by Fund and Account Governmental Funds Fiscal Year 2012-13	Schedule 6

Fund Name	Financing Source Category	Financing Source Account	Actual 2010-11	Actual 2011-12	CAO Recommended 2012-13	Adopted by the Board of Supervisors 2012-13
1	2	3	4	5	6	7
	MISCELLANEOUS REVENUES					
	5400	JURY/WITNESS FEES FRM CNTY EMP	$	$ 40	$	$
	5420	CASH OVERAGES		1,088	1,157	1,157
	5425	RETURNED CHECK CHARGE		700	552	552
	5445	MISCELLANEOUS OTHER REVENUE		456		
		TOTAL MISCELLANEOUS REVENUES	**$**	**$ 2,284**	**$ 1,709**	**$ 1,709**
	OTHER FINANCING SOURCES					
	5497	OFS/OPERATING TRANSFER IN	$	$ 707,471	$ 2,320,377	$ 2,320,377
		TOTAL OTHER FINANCING SOURCES	**$**	**$ 707,471**	**$ 2,320,377**	**$ 2,320,377**
	REV FROM USE OF MONEY & PROP					
	3605	INTEREST ON BANK DEP & INVEST	$	$ 1,574	$ 1,184	$ 1,184
		TOTAL REV FROM USE OF MONEY & PROP	**$**	**$ 1,574**	**$ 1,184**	**$ 1,184**
TOTAL RECORDER			**$**	**$ 3,038,978**	**$ 4,681,666**	**$ 4,681,666**
COURTHOUSE CONSTRUCTION FUND						
	FINES, FORFEITURES & PENALTIES					
	3480	OTHER COURT FINES	$	31,816	$	$
	3489	PARKING FINES-OTHER AGENCIES		376		
	3491	PARKING FINES-EQUIPMENT		5,768	2	
		TOTAL FINES, FORFEITURES & PENALTIES	**$**	**37,960**	**$ 2**	**$**
TOTAL COURTHOUSE CONSTRUCTION FUND			**$**	**37,960**	**$ 2**	**$**
RECORDER`S SSN TRUNCATION						
	CHARGES FOR SERVICES					
		CHARGES FOR CURRENT SERVICES				
	4680	RECORDING FEES	$	177,447	$ 162,004	$ 153,072	$ 153,072
		TOTAL CHARGES FOR CURRENT SERVICES	**$**	**177,447**	**$ 162,004**	**$ 153,072**	**$ 153,072**
		TOTAL CHARGES FOR SERVICES	**$**	**177,447**	**$ 162,004**	**$ 153,072**	**$ 153,072**

State Controller Schedules County Budget Act January 2010	COUNTY OF KERN Detail of Additional Financing Sources by Fund and Account Governmental Funds Fiscal Year 2012-13	Schedule 6

Fund Name	Financing Source Category	Financing Source Account	Actual 2010-11	Actual 2011-12	CAO Recommended 2012-13	Adopted by the Board of Supervisors 2012-13
1	2	3	4	5	6	7
	OTHER FINANCING SOURCES					
	5497	OFS/OPERATING TRANSFER IN	$ 24	$ 30	$	
		TOTAL OTHER FINANCING SOURCES	**$ 24**	**$ 30**	**$**	
TOTAL RECORDER`S SSN TRUNCATION			**$ 177,471**	**$ 162,034**	**$ 153,072**	**$ 153,072**
ALCOHOLISM PROG						
	FINES, FORFEITURES & PENALTIES					
	3455	VEHICLE CODE FINES	$ 120,939	$ 117,935	$ 103,455	$ 103,455
		TOTAL FINES, FORFEITURES & PENALTIES	**$ 120,939**	**$ 117,935**	**$ 103,455**	**$ 103,455**
	REV FROM USE OF MONEY & PROP					
	3605	INTEREST ON BANK DEP & INVEST	$ 1,897	$ 832	$ 997	$ 997
		TOTAL REV FROM USE OF MONEY & PROP	**$ 1,897**	**$ 832**	**$ 997**	**$ 997**
TOTAL ALCOHOLISM PROG			**$ 122,836**	**$ 118,767**	**$ 104,452**	**$ 104,452**
ALCOHOL ABUSE EDUCATION/PREV						
	FINES, FORFEITURES & PENALTIES					
	3480	OTHER COURT FINES	$ 105,184	$ 102,203	$ 89,638	$ 89,638
		TOTAL FINES, FORFEITURES & PENALTIES	**$ 105,184**	**$ 102,203**	**$ 89,638**	**$ 89,638**
	REV FROM USE OF MONEY & PROP					
	3605	INTEREST ON BANK DEP & INVEST	$ 297	$ 454	$ 544	$ 544
		TOTAL REV FROM USE OF MONEY & PROP	**$ 297**	**$ 454**	**$ 544**	**$ 544**
TOTAL ALCOHOL ABUSE EDUCATION/PREV			**$ 105,481**	**$ 102,657**	**$ 90,182**	**$ 90,182**
DRUG PROGRAM FUND						
	FINES, FORFEITURES & PENALTIES					
	3480	OTHER COURT FINES	$ 22,833	$ 27,237	$ 26,248	$ 26,248

State Controller Schedules County Budget Act January 2010	COUNTY OF KERN Detail of Additional Financing Sources by Fund and Account Governmental Funds Fiscal Year 2012-13	Schedule 6

Fund Name	Financing Source Category	Financing Source Account	Actual 2010-11	Actual 2011-12	CAO Recommended 2012-13	Adopted by the Board of Supervisors 2012-13
1	2	3	4	5	6	7
		TOTAL FINES, FORFEITURES & PENALTIES	**$ 22,833**	**$ 27,237**	**$ 26,248**	**$ 26,248**
	REV FROM USE OF MONEY & PROP					
	3605	INTEREST ON BANK DEP & INVEST	$ 3,425	$ 2,649	$ 3,180	$ 3,180
		TOTAL REV FROM USE OF MONEY & PROP	**$ 3,425**	**$ 2,649**	**$ 3,180**	**$ 3,180**
TOTAL DRUG PROGRAM FUND			**$ 26,258**	**$ 29,886**	**$ 29,428**	**$ 29,428**
RECORDERS MODERNIZATION FUND						
	CHARGES FOR SERVICES					
		CHARGES FOR CURRENT SERVICES				
	4682	RECORDERS FEE-ADDITIONAL	$ 617,176	$ 593,911	$ 543,260	$ 543,260
		TOTAL CHARGES FOR CURRENT SERVICES	**$ 617,176**	**$ 593,911**	**$ 543,260**	**$ 543,260**
		TOTAL CHARGES FOR SERVICES	**$ 617,176**	**$ 593,911**	**$ 543,260**	**$ 543,260**
	OTHER FINANCING SOURCES					
	5497	OFS/OPERATING TRANSFER IN	$ 25,024	$ 25,009	$	
		TOTAL OTHER FINANCING SOURCES	**$ 25,024**	**$ 25,009**	**$**	
TOTAL RECORDERS MODERNIZATION FUND			**$ 642,200**	**$ 618,920**	**$ 543,260**	**$ 543,260**
MICROGRAPHIC-RCD						
	CHARGES FOR SERVICES					
		CHARGES FOR CURRENT SERVICES				
	4690	RECORDING FEES-MICROGRAPHICS	$ 177,431	$ 161,540	$ 152,378	$ 152,378
		TOTAL CHARGES FOR CURRENT SERVICES	**$ 177,431**	**$ 161,540**	**$ 152,378**	**$ 152,378**
		TOTAL CHARGES FOR SERVICES	**$ 177,431**	**$ 161,540**	**$ 152,378**	**$ 152,378**
	OTHER FINANCING SOURCES					
	5497	OFS/OPERATING TRANSFER IN	$ 24	$ 9	$	
		TOTAL OTHER FINANCING SOURCES	**$ 24**	**$ 9**	**$**	
TOTAL MICROGRAPHIC-RCD			**$ 177,455**	**$ 161,549**	**$ 152,378**	**$ 152,378**

State Controller Schedules County Budget Act January 2010	COUNTY OF KERN Detail of Additional Financing Sources by Fund and Account Governmental Funds Fiscal Year 2012-13	Schedule 6

Fund Name	Financing Source Category	Financing Source Account	Actual 2010-11	Actual 2011-12	CAO Recommended 2012-13	Adopted by the Board of Supervisors 2012-13
1	2	3	4	5	6	7
REDEMPTION SYSTEMS						
	FINES, FORFEITURES & PENALTIES					
		3565 PENALTIES-REDEMPTIONS	$ 231,116	$ 201,190	$ 250,000	$ 250,000
		TOTAL FINES, FORFEITURES & PENALTIES	**$ 231,116**	**$ 201,190**	**$ 250,000**	**$ 250,000**
TOTAL REDEMPTION SYSTEMS			**$ 231,116**	**$ 201,190**	**$ 250,000**	**$ 250,000**
ABATEMENT COST						
	CHARGES FOR SERVICES					
		CHARGES FOR CURRENT SERVICES				
		4303 SPECIAL ASSESSMENTS-CURRENT	$ (5)	$ (3)	$	
		TOTAL CHARGES FOR CURRENT SERVICES	**$ (5)**	**$ (3)**	**$**	
		TOTAL CHARGES FOR SERVICES	**$ (5)**	**$ (3)**	**$**	
	FINES, FORFEITURES & PENALTIES					
		3565 PENALTIES-REDEMPTIONS	$ 711	$	$	
		TOTAL FINES, FORFEITURES & PENALTIES	**$ 711**	**$**	**$**	
	REV FROM USE OF MONEY & PROP					
		3615 INTEREST FROM OTHER SOURCES	$ 14	$ 20	$	
		TOTAL REV FROM USE OF MONEY & PROP	**$ 14**	**$ 20**	**$**	
	TAXES CURRENT PROPERTY					
		3005 PROPERTY TAXES-CURRENT SECURED	$ 50,100	$ 1,994	$ 4,552	$ 4,552
		TOTAL TAXES CURRENT PROPERTY	**$ 50,100**	**$ 1,994**	**$ 4,552**	**$ 4,552**
	TAXES OTHER THAN CURRENT PROP					
		3015 PROPERTY TAXES-PRIOR SECURED	$ 46,303	$ 1,785	$	
		TOTAL TAXES OTHER THAN CURRENT PROP	**$ 46,303**	**$ 1,785**	**$**	
TOTAL ABATEMENT COST			**$ 97,123**	**$ 3,796**	**$ 4,552**	**$ 4,552**

State Controller Schedules County Budget Act January 2010	COUNTY OF KERN Detail of Additional Financing Sources by Fund and Account Governmental Funds Fiscal Year 2012-13	Schedule 6

Fund Name	Financing Source Category	Financing Source Account	Actual 2010-11	Actual 2011-12	CAO Recommended 2012-13	Adopted by the Board of Supervisors 2012-13
1	2	3	4	5	6	7
COUNTY LOCAL REVENUE FUND 2011						
INTERGOVERNMENTAL REVENUES						
	STATE					
	4000	ST AID-LOCAL COMM CORRECT ACCT	$	$ 10,908,097	$ 23,451,975	$ 23,451,975
	4001	ST AID-TRIAL CT SECURTY ACCT		9,611,588	10,342,805	10,342,805
	4002	ST AID-DA AND PUB DEF ACCT		392,641	388,354	388,354
	4003	ST AID-JUVENILE JUST ACCT		2,799,651		
	4005	ST AID-SUPP LAW ENFORCE ACCT		12,532,704		
	4006	ST AID-ADULT PROTECTIVE SERV		1,159,020	1,159,445	1,159,445
	4007	ST AID-CHILD WELFARE		17,620,064	17,816,296	17,816,296
	4008	ST AID-CHILD ABUSE PREVENTION		262,005	254,369	254,369
	4009	ST AID-ADOPTIONS		1,739,037	1,651,551	1,651,551
	4010	ST AID-ADOPTIONS ASSIST PROGM		13,189,226	13,315,724	13,315,724
	4011	ST AID-FOSTER CARE ASSISTANCE		11,888,719	12,014,617	12,014,617
	4012	ST AID-FOSTER CARE ADMIN		709,276	716,896	716,896
	4013	ST AID-MENTAL HEALTH		18,726,040	22,700,000	22,700,000
	4014	ST AID-DRUG COURT		375,747	401,338	401,338
	4015	ST ADI-NON DRUG MEDI-CAL		429,727	441,198	441,198
	4016	ST AID-DRUG MEDI-CAL		2,968,610	2,618,100	2,618,100
	4017	ST AID-EPSDT			10,400,000	10,400,000
	4018	ST AID-MH MANAGED CARE			6,986,729	6,986,729
	4019	JUVENILE CAMP			6,200,000	6,200,000
	4020	BOOKING FEES			750,000	750,000
	4021	RURAL CRIME			505,166	505,166
	4022	CALMET			1,103,019	1,103,019
	4024	ST-AID ELE-COPS/SLESF			5,163,832	5,163,832
	4029	ST-AID JJ-YOBG			3,127,055	3,127,055
	4030	ST-AID JJ-JUV REENTRY			150,000	150,000
		TOTAL STATE	**$**	**$ 105,312,152**	**$ 141,658,469**	**$ 141,658,469**
		TOTAL INTERGOVERNMENTAL REVENUES	**$**	**$ 105,312,152**	**$ 141,658,469**	**$ 141,658,469**
MISCELLANEOUS REVENUES						
	5505	OFS/CO CONTRI/REALIGNMENT 2011	$	$ 1,472,583	$ 2,242,470	$ 2,242,470
		TOTAL MISCELLANEOUS REVENUES	**$**	**$ 1,472,583**	**$ 2,242,470**	**$ 2,242,470**

State Controller Schedules County Budget Act January 2010	COUNTY OF KERN Detail of Additional Financing Sources by Fund and Account Governmental Funds Fiscal Year 2012-13	Schedule 6

Fund Name	Financing Source Category	Financing Source Account	Actual 2010-11	Actual 2011-12	CAO Recommended 2012-13	Adopted by the Board of Supervisors 2012-13
1	2	3	4	5	6	7
TOTAL COUNTY LOCAL REVENUE FUND 2011			**$**	**$ 106,784,735**	**$ 143,900,939**	**$ 143,900,939**
A-C FARM ADV AGRI RESEARCH						
	REV FROM USE OF MONEY & PROP					
	3605	INTEREST ON BANK DEP & INVEST	$ 95	$ (1)	$	$
		TOTAL REV FROM USE OF MONEY & PROP	**$ 95**	**$ (1)**	**$**	**$**
TOTAL A-C FARM ADV AGRI RESEARCH			**$ 95**	**$ (1)**	**$**	**$**
ANIMAL CARE DONATIONS						
	LICENSES, PERMITS & FRANCHISES					
	3155	ANIMAL LICENSES	$ (5)	$	$	$
		TOTAL LICENSES, PERMITS & FRANCHISES	**$ (5)**	**$**	**$**	**$**
	MISCELLANEOUS REVENUES					
	5405	GIFTS AND DONATIONS	$ 9,152	$ 79,369	$ 65,000	$ 65,000
	5730	TRUST FUNDS-OTHER		(58,500)		
		TOTAL MISCELLANEOUS REVENUES	**$ 9,152**	**$ 20,869**	**$ 65,000**	**$ 65,000**
	REV FROM USE OF MONEY & PROP					
	3605	INTEREST ON BANK DEP & INVEST	$ 322	$ 514	$ 483	$ 483
		TOTAL REV FROM USE OF MONEY & PROP	**$ 322**	**$ 514**	**$ 483**	**$ 483**
TOTAL ANIMAL CARE DONATIONS			**$ 9,469**	**$ 21,383**	**$ 65,483**	**$ 65,483**
ANIMAL CARE						
	REV FROM USE OF MONEY & PROP					
	3605	INTEREST ON BANK DEP & INVEST	$ 651	$ 402	$ 400	$ 400
		TOTAL REV FROM USE OF MONEY & PROP	**$ 651**	**$ 402**	**$ 400**	**$ 400**
TOTAL ANIMAL CARE			**$ 651**	**$ 402**	**$ 400**	**$ 400**

State Controller Schedules County Budget Act January 2010	COUNTY OF KERN Detail of Additional Financing Sources by Fund and Account Governmental Funds Fiscal Year 2012-13	Schedule 6

Fund Name	Financing Source Category	Financing Source Account	Actual 2010-11	Actual 2011-12	CAO Recommended 2012-13	Adopted by the Board of Supervisors 2012-13
1	2	3	4	5	6	7
STERILIZATION FUND						
	LICENSES, PERMITS & FRANCHISES					
	3155	ANIMAL LICENSES	$ 19,861	$ 38,612	$ 46,000	$ 46,000
		TOTAL LICENSES, PERMITS & FRANCHISES	**$ 19,861**	**$ 38,612**	**$ 46,000**	**$ 46,000**
TOTAL STERILIZATION FUND			**$ 19,861**	**$ 38,612**	**$ 46,000**	**$ 46,000**
BOARD OF TRADE-ADVERTISING						
	MISCELLANEOUS REVENUES					
	5444	MISC OTHER REVENUE-PRIOR YEAR	$ 4,037	$ 11,018	$	$
	5445	MISCELLANEOUS OTHER REVENUE	52,909	73,815	70,000	70,000
		TOTAL MISCELLANEOUS REVENUES	**$ 56,946**	**$ 84,833**	**$ 70,000**	**$ 70,000**
	OTHER FINANCING SOURCES					
	5497	OFS/OPERATING TRANSFER IN	$ 6,420	$	$	
		TOTAL OTHER FINANCING SOURCES	**$ 6,420**	**$**	**$**	
	REV FROM USE OF MONEY & PROP					
	3605	INTEREST ON BANK DEP & INVEST	$ 590	$ 513	$ 440	$ 440
		TOTAL REV FROM USE OF MONEY & PROP	**$ 590**	**$ 513**	**$ 440**	**$ 440**
TOTAL BOARD OF TRADE-ADVERTISING			**$ 63,956**	**$ 85,346**	**$ 70,440**	**$ 70,440**
GENERAL PLAN ADMIN SURCHARGE						
	CHARGES FOR SERVICES					
		CHARGES FOR CURRENT SERVICES				
	4445	GENERAL PLAN AMENDMENTS	$ 260,692	$ 426,561	$ 426,561	$ 426,561
		TOTAL CHARGES FOR CURRENT SERVICES	**$ 260,692**	**$ 426,561**	**$ 426,561**	**$ 426,561**
		TOTAL CHARGES FOR SERVICES	**$ 260,692**	**$ 426,561**	**$ 426,561**	**$ 426,561**
	REV FROM USE OF MONEY & PROP					

State Controller Schedules County Budget Act January 2010	COUNTY OF KERN Detail of Additional Financing Sources by Fund and Account Governmental Funds Fiscal Year 2012-13	Schedule 6

Fund Name	Financing Source Category	Financing Source Account	Actual 2010-11	Actual 2011-12	CAO Recommended 2012-13	Adopted by the Board of Supervisors 2012-13
1	2	3	4	5	6	7
		3605 INTEREST ON BANK DEP & INVEST	$ 5,899	$ 6,257	$ 6,000	$ 6,000
		TOTAL REV FROM USE OF MONEY & PROP	**$ 5,899**	**$ 6,257**	**$ 6,000**	**$ 6,000**
TOTAL GENERAL PLAN ADMIN SURCHARGE			**$ 266,591**	**$ 432,818**	**$ 432,561**	**$ 432,561**
CO-WIDE CRIME PREV. P.C.1202.5						
	FINES, FORFEITURES & PENALTIES					
		3550 FORFEITURES & PENALTIES	$ 716	$ 705	$	
		TOTAL FINES, FORFEITURES & PENALTIES	**$ 716**	**$ 705**	**$**	
TOTAL CO-WIDE CRIME PREV. P.C.1202.5			**$ 716**	**$ 705**	**$**	
D.A.-LOCAL FORFEITURE TRUST						
	FINES, FORFEITURES & PENALTIES					
		3550 FORFEITURES & PENALTIES	$ 65,346	$ 47,547	$ 50,000	$ 50,000
		TOTAL FINES, FORFEITURES & PENALTIES	**$ 65,346**	**$ 47,547**	**$ 50,000**	**$ 50,000**
	REV FROM USE OF MONEY & PROP					
		3605 INTEREST ON BANK DEP & INVEST	$ 5,507	$ 4,726	$	
		TOTAL REV FROM USE OF MONEY & PROP	**$ 5,507**	**$ 4,726**	**$**	
TOTAL D.A.-LOCAL FORFEITURE TRUST			**$ 70,853**	**$ 52,273**	**$ 50,000**	**$ 50,000**
SOLID WASTE-LEA GRANT						
	INTERGOVERNMENTAL REVENUES					
		STATE				
		3955 STATE-AID FOR OTHER STATE AID	$ 29,756	$ 30,276	$ 30,000	$ 30,000
		TOTAL STATE	**$ 29,756**	**$ 30,276**	**$ 30,000**	**$ 30,000**
		TOTAL INTERGOVERNMENTAL REVENUES	**$ 29,756**	**$ 30,276**	**$ 30,000**	**$ 30,000**
	REV FROM USE OF MONEY & PROP					
		3605 INTEREST ON BANK DEP & INVEST	$ 29	$ 216	$ 147	$ 147

State Controller Schedules County Budget Act January 2010	COUNTY OF KERN Detail of Additional Financing Sources by Fund and Account Governmental Funds Fiscal Year 2012-13	Schedule 6

Fund Name	Financing Source Category	Financing Source Account	Actual 2010-11	Actual 2011-12	CAO Recommended 2012-13	Adopted by the Board of Supervisors 2012-13
1	2	3	4	5	6	7
		TOTAL REV FROM USE OF MONEY & PROP	**$ 29**	**$ 216**	**$ 147**	**$ 147**
TOTAL SOLID WASTE-LEA GRANT			**$ 29,785**	**$ 30,492**	**$ 30,147**	**$ 30,147**
HEALTH-LOCAL OPTION						
	CHARGES FOR SERVICES					
		CHARGES FOR CURRENT SERVICES				
		4751 HEALTH SERVICES-HAZARDOUS WST	$	$	$ 14,000	$ 14,000
		TOTAL CHARGES FOR CURRENT SERVICES	**$**	**$**	**$ 14,000**	**$ 14,000**
		TOTAL CHARGES FOR SERVICES	**$**	**$**	**$ 14,000**	**$ 14,000**
	REV FROM USE OF MONEY & PROP					
		3605 INTEREST ON BANK DEP & INVEST	$ 333	$ 249	$ 178	$ 178
		TOTAL REV FROM USE OF MONEY & PROP	**$ 333**	**$ 249**	**$ 178**	**$ 178**
TOTAL HEALTH-LOCAL OPTION			**$ 333**	**$ 249**	**$ 14,178**	**$ 14,178**
HLTH-STATE L.U.S.T. PROG						
	CHARGES FOR SERVICES					
		CHARGES FOR CURRENT SERVICES				
		4751 HEALTH SERVICES-HAZARDOUS WST	$ 51,673	$ 11,690	$	
		TOTAL CHARGES FOR CURRENT SERVICES	**$ 51,673**	**$ 11,690**	**$**	
		TOTAL CHARGES FOR SERVICES	**$ 51,673**	**$ 11,690**	**$**	
TOTAL HLTH-STATE L.U.S.T. PROG			**$ 51,673**	**$ 11,690**	**$**	
PUBLIC HEALTH MISCELLANEOUS						
	CHARGES FOR SERVICES					
		CHARGES FOR CURRENT SERVICES				
		4990 OTHER REIMBURSEMENTS	$ 141,356	$ 4,880	$ 5,400	$ 5,400
		TOTAL CHARGES FOR CURRENT SERVICES	**$ 141,356**	**$ 4,880**	**$ 5,400**	**$ 5,400**
		TOTAL CHARGES FOR SERVICES	**$ 141,356**	**$ 4,880**	**$ 5,400**	**$ 5,400**

State Controller Schedules County Budget Act January 2010	COUNTY OF KERN Detail of Additional Financing Sources by Fund and Account Governmental Funds Fiscal Year 2012-13	Schedule 6

Fund Name	Financing Source Category	Financing Source Account	Actual 2010-11	Actual 2011-12	CAO Recommended 2012-13	Adopted by the Board of Supervisors 2012-13
1	2	3	4	5	6	7
	INTERGOVERNMENTAL REVENUES					
		STATE				
		3995 STATE-AID MANDATED COST REIMB	$ 6,000	$ 5,000	$ 6,600	$ 6,600
		TOTAL STATE	**$ 6,000**	**$ 5,000**	**$ 6,600**	**$ 6,600**
	TOTAL INTERGOVERNMENTAL REVENUES		**$ 6,000**	**$ 5,000**	**$ 6,600**	**$ 6,600**
	MISCELLANEOUS REVENUES					
		5405 GIFTS AND DONATIONS	$ 820	$	$	
	TOTAL MISCELLANEOUS REVENUES		**$ 820**	**$**	**$**	
TOTAL PUBLIC HEALTH MISCELLANEOUS			**$ 148,176**	**$ 9,880**	**$ 12,000**	**$ 12,000**
HEALTH-FAX DEATH CERTIFICATES						
	REV FROM USE OF MONEY & PROP					
		3605 INTEREST ON BANK DEP & INVEST	$ 1,577	$	$	
	TOTAL REV FROM USE OF MONEY & PROP		**$ 1,577**	**$**	**$**	
TOTAL HEALTH-FAX DEATH CERTIFICATES			**$ 1,577**	**$**	**$**	
HEALTH-MAA/TCM						
	INTERGOVERNMENTAL REVENUES					
		FEDERAL				
		4140 FEDERAL-OTHER AID	$ 111,219	$ 68,518	$ 100,000	$ 100,000
		TOTAL FEDERAL	**$ 111,219**	**$ 68,518**	**$ 100,000**	**$ 100,000**
	TOTAL INTERGOVERNMENTAL REVENUES		**$ 111,219**	**$ 68,518**	**$ 100,000**	**$ 100,000**
	REV FROM USE OF MONEY & PROP					
		3605 INTEREST ON BANK DEP & INVEST	$ 97	$ 308	$ 300	$ 300
	TOTAL REV FROM USE OF MONEY & PROP		**$ 97**	**$ 308**	**$ 300**	**$ 300**
TOTAL HEALTH-MAA/TCM			**$ 111,316**	**$ 68,826**	**$ 100,300**	**$ 100,300**
H1N1 PUB HLTH EMERG RESP FUNDS						

State Controller Schedules County Budget Act January 2010	COUNTY OF KERN Detail of Additional Financing Sources by Fund and Account Governmental Funds Fiscal Year 2012-13	Schedule 6

Fund Name	Financing Source Category	Financing Source Account	Actual 2010-11	Actual 2011-12	CAO Recommended 2012-13	Adopted by the Board of Supervisors 2012-13
1	2	3	4	5	6	7
	INTERGOVERNMENTAL REVENUES					
		FEDERAL				
		4100 FEDERAL-HEALTH-ADMINISTRATION	$ 258,070	$	$	$
		TOTAL FEDERAL	**$ 258,070**	**$**	**$**	**$**
	TOTAL INTERGOVERNMENTAL REVENUES		**$ 258,070**	**$**	**$**	**$**
	REV FROM USE OF MONEY & PROP					
		3605 INTEREST ON BANK DEP & INVEST	$ 2,006	$ 432	$	$
	TOTAL REV FROM USE OF MONEY & PROP		**$ 2,006**	**$ 432**	**$**	**$**
TOTAL H1N1 PUB HLTH EMERG RESP FUNDS			**$ 260,076**	**$ 432**	**$**	**$**
CHILD RESTRAINT LOANER PRG						
	CHARGES FOR SERVICES					
		CHARGES FOR CURRENT SERVICES				
		4990 OTHER REIMBURSEMENTS	$ 100	$ 821	$ 750	$ 750
		5245 REIMB CHILD RESTRAINT LOANER	122,636	51,055	40,920	40,920
		TOTAL CHARGES FOR CURRENT SERVICES	**$ 122,736**	**$ 51,876**	**$ 41,670**	**$ 41,670**
	TOTAL CHARGES FOR SERVICES		**$ 122,736**	**$ 51,876**	**$ 41,670**	**$ 41,670**
TOTAL CHILD RESTRAINT LOANER PRG			**$ 122,736**	**$ 51,876**	**$ 41,670**	**$ 41,670**
D. A. EQUIPMENT/AUTOMATION						
	FINES, FORFEITURES & PENALTIES					
		3550 FORFEITURES & PENALTIES	$	$	$ 3,000	$ 3,000
	TOTAL FINES, FORFEITURES & PENALTIES		**$**	**$**	**$ 3,000**	**$ 3,000**
	REV FROM USE OF MONEY & PROP					
		3605 INTEREST ON BANK DEP & INVEST	$ 6,782	$ 5,224	$	$
	TOTAL REV FROM USE OF MONEY & PROP		**$ 6,782**	**$ 5,224**	**$**	**$**
TOTAL D. A. EQUIPMENT/AUTOMATION			**$ 6,782**	**$ 5,224**	**$ 3,000**	**$ 3,000**

State Controller Schedules County Budget Act January 2010	COUNTY OF KERN Detail of Additional Financing Sources by Fund and Account Governmental Funds Fiscal Year 2012-13	Schedule 6

Fund Name	Financing Source Category	Financing Source Account	Actual 2010-11	Actual 2011-12	CAO Recommended 2012-13	Adopted by the Board of Supervisors 2012-13
1	2	3	4	5	6	7
KCIRT						
	REV FROM USE OF MONEY & PROP					
	3605	INTEREST ON BANK DEP & INVEST	$ 22	$ 9	$ 29	$ 29
		TOTAL REV FROM USE OF MONEY & PROP	**$ 22**	**$ 9**	**$ 29**	**$ 29**
TOTAL KCIRT			**$ 22**	**$ 9**	**$ 29**	**$ 29**
MENTAL HEALTH SERVICES ACT						
	INTERGOVERNMENTAL REVENUES					
	STATE					
	3905	STATE-AID FOR MENTAL HEALTH	$ 41,500,962	$ 12,552,140	$ 25,966,073	$ 25,966,073
		TOTAL STATE	**$ 41,500,962**	**$ 12,552,140**	**$ 25,966,073**	**$ 25,966,073**
		TOTAL INTERGOVERNMENTAL REVENUES	**$ 41,500,962**	**$ 12,552,140**	**$ 25,966,073**	**$ 25,966,073**
	REV FROM USE OF MONEY & PROP					
	3605	INTEREST ON BANK DEP & INVEST	$ 193,047	$ 267,407	$ 200,000	$ 200,000
		TOTAL REV FROM USE OF MONEY & PROP	**$ 193,047**	**$ 267,407**	**$ 200,000**	**$ 200,000**
TOTAL MENTAL HEALTH SERVICES ACT			**$ 41,694,009**	**$ 12,819,547**	**$ 26,166,073**	**$ 26,166,073**
MHSA PRUDENT RESERVE						
	OTHER FINANCING SOURCES					
	5497	OFS/OPERATING TRANSFER IN	$	$	$ 3,889,772	$ 3,889,772
		TOTAL OTHER FINANCING SOURCES	**$**	**$**	**$ 3,889,772**	**$ 3,889,772**
	REV FROM USE OF MONEY & PROP					
	3605	INTEREST ON BANK DEP & INVEST	$ 84,948	$ 73,530	$	
		TOTAL REV FROM USE OF MONEY & PROP	**$ 84,948**	**$ 73,530**	**$**	
TOTAL MHSA PRUDENT RESERVE			**$ 84,948**	**$ 73,530**	**$ 3,889,772**	**$ 3,889,772**

State Controller Schedules County Budget Act January 2010

COUNTY OF KERN
Detail of Additional Financing Sources by Fund and Account
Governmental Funds
Fiscal Year 2012-13

Schedule 6

Fund Name	Financing Source Category	Financing Source Account	Actual 2010-11	Actual 2011-12	CAO Recommended 2012-13	Adopted by the Board of Supervisors 2012-13
1	2	3	4	5	6	7
CRIMINALISTICS LABORATORIES						
	FINES, FORFEITURES & PENALTIES					
		3550 FORFEITURES & PENALTIES	$ 23,059	$ 105,967	$ 130,000	$ 130,000
		TOTAL FINES, FORFEITURES & PENALTIES	**$ 23,059**	**$ 105,967**	**$ 130,000**	**$ 130,000**
TOTAL CRIMINALISTICS LABORATORIES			**$ 23,059**	**$ 105,967**	**$ 130,000**	**$ 130,000**
PROBATION ASSET FORFEITURE						
	FINES, FORFEITURES & PENALTIES					
		3550 FORFEITURES & PENALTIES	$ 5,791	$ 4,158	$	
		TOTAL FINES, FORFEITURES & PENALTIES	**$ 5,791**	**$ 4,158**	**$**	
	REV FROM USE OF MONEY & PROP					
		3605 INTEREST ON BANK DEP & INVEST	$ 521	$ 455	$ 400	$ 400
		TOTAL REV FROM USE OF MONEY & PROP	**$ 521**	**$ 455**	**$ 400**	**$ 400**
TOTAL PROBATION ASSET FORFEITURE			**$ 6,312**	**$ 4,613**	**$ 400**	**$ 400**
HEALTH-NNFP						
	CHARGES FOR SERVICES					
		CHARGES FOR CURRENT SERVICES				
		4990 OTHER REIMBURSEMENTS	$ 200,000	$	$	
		TOTAL CHARGES FOR CURRENT SERVICES	**$ 200,000**	**$**	**$**	
		TOTAL CHARGES FOR SERVICES	**$ 200,000**	**$**	**$**	
	REV FROM USE OF MONEY & PROP					
		3605 INTEREST ON BANK DEP & INVEST	$ 8,246	$ 762	$ 150	$ 150
		TOTAL REV FROM USE OF MONEY & PROP	**$ 8,246**	**$ 762**	**$ 150**	**$ 150**
TOTAL HEALTH-NNFP			**$ 208,246**	**$ 762**	**$ 150**	**$ 150**
TRUCK 21 REPLACEMENT						

State Controller Schedules County Budget Act January 2010	COUNTY OF KERN Detail of Additional Financing Sources by Fund and Account Governmental Funds Fiscal Year 2012-13	Schedule 6

Fund Name	Financing Source Category	Financing Source Account	Actual 2010-11	Actual 2011-12	CAO Recommended 2012-13	Adopted by the Board of Supervisors 2012-13
1	2	3	4	5	6	7
	REV FROM USE OF MONEY & PROP					
		3605 INTEREST ON BANK DEP & INVEST	$ 4,810	$ 28	$	$
		TOTAL REV FROM USE OF MONEY & PROP	**$ 4,810**	**$ 28**	**$**	**$**
TOTAL TRUCK 21 REPLACEMENT			**$ 4,810**	**$ 28**	**$**	**$**
FIXED WING AIRCRAFT						
	CHARGES FOR SERVICES					
		CHARGES FOR CURRENT SERVICES				
		5254 FIRE COSTS REIMBURSEMENTS	$ 177,845	$ 202,988	$	$
		TOTAL CHARGES FOR CURRENT SERVICES	**$ 177,845**	**$ 202,988**	**$**	**$**
		TOTAL CHARGES FOR SERVICES	**$ 177,845**	**$ 202,988**	**$**	**$**
	REV FROM USE OF MONEY & PROP					
		3605 INTEREST ON BANK DEP & INVEST	$ 1,659	$ 1,325	$	$
		TOTAL REV FROM USE OF MONEY & PROP	**$ 1,659**	**$ 1,325**	**$**	**$**
TOTAL FIXED WING AIRCRAFT			**$ 179,504**	**$ 204,313**	**$**	**$**
VEHICLE/APPARATUS						
	OTHER FINANCING SOURCES					
		5492 SALES-FIXED ASSETS	$	$ 87,291	$	$
		TOTAL OTHER FINANCING SOURCES	**$**	**$ 87,291**	**$**	**$**
	REV FROM USE OF MONEY & PROP					
		3605 INTEREST ON BANK DEP & INVEST	$ 5,954	$ 4,525	$ 4,500	$ 4,500
		TOTAL REV FROM USE OF MONEY & PROP	**$ 5,954**	**$ 4,525**	**$ 4,500**	**$ 4,500**
TOTAL VEHICLE/APPARATUS			**$ 5,954**	**$ 91,816**	**$ 4,500**	**$ 4,500**
HAZARDOUS WASTE SETTLEMNTS						

State Controller Schedules County Budget Act January 2010	COUNTY OF KERN Detail of Additional Financing Sources by Fund and Account Governmental Funds Fiscal Year 2012-13	Schedule 6

Fund Name	Financing Source Category	Financing Source Account	Actual 2010-11	Actual 2011-12	CAO Recommended 2012-13	Adopted by the Board of Supervisors 2012-13
1	2	3	4	5	6	7
	FINES, FORFEITURES & PENALTIES					
	3550	FORFEITURES & PENALTIES	$ 80,889	$ 28,900	$ 20,000	$ 20,000
		TOTAL FINES, FORFEITURES & PENALTIES	**$ 80,889**	**$ 28,900**	**$ 20,000**	**$ 20,000**
TOTAL HAZARDOUS WASTE SETTLEMNTS			**$ 80,889**	**$ 28,900**	**$ 20,000**	**$ 20,000**
SHERIFF`S-RURAL CRIME						
	REV FROM USE OF MONEY & PROP					
	3605	INTEREST ON BANK DEP & INVEST	$	$	$ 1	$ 1
		TOTAL REV FROM USE OF MONEY & PROP	**$**	**$**	**$ 1**	**$ 1**
TOTAL SHERIFF`S-RURAL CRIME			**$**	**$**	**$ 1**	**$ 1**
SHERIFF`S CAL-ID						
	FINES, FORFEITURES & PENALTIES					
	3455	VEHICLE CODE FINES	$ 663,565	$ 664,436	$ 650,000	$ 650,000
		TOTAL FINES, FORFEITURES & PENALTIES	**$ 663,565**	**$ 664,436**	**$ 650,000**	**$ 650,000**
	REV FROM USE OF MONEY & PROP					
	3605	INTEREST ON BANK DEP & INVEST	$ 17,902	$ 23,211	$ 25,000	$ 25,000
		TOTAL REV FROM USE OF MONEY & PROP	**$ 17,902**	**$ 23,211**	**$ 25,000**	**$ 25,000**
TOTAL SHERIFF`S CAL-ID			**$ 681,467**	**$ 687,647**	**$ 675,000**	**$ 675,000**
SHERIFF`S CIVIL SUBPOENAS						
	MISCELLANEOUS REVENUES					
	5400	JURY/WITNESS FEES FRM CNTY EMP	$ 5,850	$ 7,200	$ 7,000	$ 7,000
		TOTAL MISCELLANEOUS REVENUES	**$ 5,850**	**$ 7,200**	**$ 7,000**	**$ 7,000**
TOTAL SHERIFF`S CIVIL SUBPOENAS			**$ 5,850**	**$ 7,200**	**$ 7,000**	**$ 7,000**
KNET-SPC ASSET FORFEITURE REV						

State Controller Schedules County Budget Act January 2010	COUNTY OF KERN Detail of Additional Financing Sources by Fund and Account Governmental Funds Fiscal Year 2012-13	Schedule 6

Fund Name	Financing Source Category	Financing Source Account	Actual 2010-11	Actual 2011-12	CAO Recommended 2012-13	Adopted by the Board of Supervisors 2012-13
1	2	3	4	5	6	7
	FINES, FORFEITURES & PENALTIES					
	3550	FORFEITURES & PENALTIES	$ 38,735	$ 15,485	$ 20,000	$ 20,000
		TOTAL FINES, FORFEITURES & PENALTIES	**$ 38,735**	**$ 15,485**	**$ 20,000**	**$ 20,000**
	INTERGOVERNMENTAL REVENUES					
	FEDERAL					
	4175	FEDERAL ARRA (STIMULUS)	$ 12,281	$ (12,281)	$	
		TOTAL FEDERAL	**$ 12,281**	**$ (12,281)**	**$**	
		TOTAL INTERGOVERNMENTAL REVENUES	**$ 12,281**	**$ (12,281)**	**$**	
	REV FROM USE OF MONEY & PROP					
	3605	INTEREST ON BANK DEP & INVEST	$ 2,303	$ 1,229	$ 700	$ 700
		TOTAL REV FROM USE OF MONEY & PROP	**$ 2,303**	**$ 1,229**	**$ 700**	**$ 700**
TOTAL KNET-SPC ASSET FORFEITURE REV			**$ 53,319**	**$ 4,433**	**$ 20,700**	**$ 20,700**
SHERIFF`S DRUG ABUSE GANG DIVR						
	OTHER FINANCING SOURCES					
	5497	OFS/OPERATING TRANSFER IN	$ 11,282	$ 2,705	$ 12,000	$ 12,000
		TOTAL OTHER FINANCING SOURCES	**$ 11,282**	**$ 2,705**	**$ 12,000**	**$ 12,000**
	REV FROM USE OF MONEY & PROP					
	3605	INTEREST ON BANK DEP & INVEST	$ 3,024	$ 2,212	$ 2,100	$ 2,100
		TOTAL REV FROM USE OF MONEY & PROP	**$ 3,024**	**$ 2,212**	**$ 2,100**	**$ 2,100**
TOTAL SHERIFF`S DRUG ABUSE GANG DIVR			**$ 14,306**	**$ 4,917**	**$ 14,100**	**$ 14,100**
SHERIFF`S TRAINING						
	CHARGES FOR SERVICES					
	CHARGES FOR SERVICES-INTERFUND					
	5336	I/F-INTERFUND REVENUE-OTHER	$	$ 260	$ 200	$ 200
		TOTAL CHARGES FOR SERVICES-INTERFUND	**$**	**$ 260**	**$ 200**	**$ 200**

State Controller Schedules County Budget Act January 2010	COUNTY OF KERN Detail of Additional Financing Sources by Fund and Account Governmental Funds Fiscal Year 2012-13	Schedule 6

Fund Name	Financing Source Category	Financing Source Account	Actual 2010-11	Actual 2011-12	CAO Recommended 2012-13	Adopted by the Board of Supervisors 2012-13
1	2	3	4	5	6	7
		TOTAL CHARGES FOR SERVICES	**$**	**$ 260**	**$ 200**	**$ 200**
	MISCELLANEOUS REVENUES					
	5445	MISCELLANEOUS OTHER REVENUE	$ 114,779	$ 184,491	$ 150,000	$ 150,000
		TOTAL MISCELLANEOUS REVENUES	**$ 114,779**	**$ 184,491**	**$ 150,000**	**$ 150,000**
	REV FROM USE OF MONEY & PROP					
	3605	INTEREST ON BANK DEP & INVEST	$ 982	$ 302	$ 300	$ 300
		TOTAL REV FROM USE OF MONEY & PROP	**$ 982**	**$ 302**	**$ 300**	**$ 300**
TOTAL SHERIFF`S TRAINING			**$ 115,761**	**$ 185,053**	**$ 150,500**	**$ 150,500**
SHERIFF-WORK RELEASE						
	MISCELLANEOUS REVENUES					
	5365	WORK RELEASE PROGRAM	$ 544,759	$ 497,371	$ 550,000	$ 550,000
		TOTAL MISCELLANEOUS REVENUES	**$ 544,759**	**$ 497,371**	**$ 550,000**	**$ 550,000**
	REV FROM USE OF MONEY & PROP					
	3605	INTEREST ON BANK DEP & INVEST	$ 4,283	$ 3,703	$ 3,000	$ 3,000
		TOTAL REV FROM USE OF MONEY & PROP	**$ 4,283**	**$ 3,703**	**$ 3,000**	**$ 3,000**
TOTAL SHERIFF-WORK RELEASE			**$ 549,042**	**$ 501,074**	**$ 553,000**	**$ 553,000**
SHERIFF-STATE FORFEITURE						
	FINES, FORFEITURES & PENALTIES					
	3550	FORFEITURES & PENALTIES	$ 42,301	$ 18,036	$ 22,000	$ 22,000
		TOTAL FINES, FORFEITURES & PENALTIES	**$ 42,301**	**$ 18,036**	**$ 22,000**	**$ 22,000**
TOTAL SHERIFF-STATE FORFEITURE			**$ 42,301**	**$ 18,036**	**$ 22,000**	**$ 22,000**
SHERIFF`S CIVIL AUTOMATED						
	CHARGES FOR SERVICES					

State Controller Schedules County Budget Act January 2010	COUNTY OF KERN Detail of Additional Financing Sources by Fund and Account Governmental Funds Fiscal Year 2012-13	Schedule 6

Fund Name	Financing Source Category	Financing Source Account	Actual 2010-11	Actual 2011-12	CAO Recommended 2012-13	Adopted by the Board of Supervisors 2012-13
1	2	3	4	5	6	7
		CHARGES FOR CURRENT SERVICES				
		4570 CIVIL PROCESS SERVICES	$ 153,155	$ 185,425	$ 150,000	$ 150,000
		TOTAL CHARGES FOR CURRENT SERVICES	**$ 153,155**	**$ 185,425**	**$ 150,000**	**$ 150,000**
	TOTAL CHARGES FOR SERVICES		**$ 153,155**	**$ 185,425**	**$ 150,000**	**$ 150,000**
	REV FROM USE OF MONEY & PROP					
		3605 INTEREST ON BANK DEP & INVEST	$ 6,985	$ 5,809	$ 6,000	$ 6,000
	TOTAL REV FROM USE OF MONEY & PROP		**$ 6,985**	**$ 5,809**	**$ 6,000**	**$ 6,000**
TOTAL SHERIFF`S CIVIL AUTOMATED			**$ 160,140**	**$ 191,234**	**$ 156,000**	**$ 156,000**
SHERIFFS FIREARMS						
	MISCELLANEOUS REVENUES					
		5370 SALES-OTHER	$ 35,832	$ 5,182	$ 5,000	$ 5,000
		5445 MISCELLANEOUS OTHER REVENUE		820	800	800
	TOTAL MISCELLANEOUS REVENUES		**$ 35,832**	**$ 6,002**	**$ 5,800**	**$ 5,800**
	REV FROM USE OF MONEY & PROP					
		3605 INTEREST ON BANK DEP & INVEST	$ 472	$ 546	$ 500	$ 500
	TOTAL REV FROM USE OF MONEY & PROP		**$ 472**	**$ 546**	**$ 500**	**$ 500**
TOTAL SHERIFFS FIREARMS			**$ 36,304**	**$ 6,548**	**$ 6,300**	**$ 6,300**
SHERIFF-JUDGEMENT DEBTORS FEE						
	CHARGES FOR SERVICES					
		CHARGES FOR CURRENT SERVICES				
		4570 CIVIL PROCESS SERVICES	$ 196,206	$ 184,940	$ 165,000	$ 165,000
		TOTAL CHARGES FOR CURRENT SERVICES	**$ 196,206**	**$ 184,940**	**$ 165,000**	**$ 165,000**
	TOTAL CHARGES FOR SERVICES		**$ 196,206**	**$ 184,940**	**$ 165,000**	**$ 165,000**
TOTAL SHERIFF-JUDGEMENT DEBTORS FEE			**$ 196,206**	**$ 184,940**	**$ 165,000**	**$ 165,000**
SHERIFF`S COMM RESOURCES						

State Controller Schedules County Budget Act January 2010	COUNTY OF KERN Detail of Additional Financing Sources by Fund and Account Governmental Funds Fiscal Year 2012-13	Schedule 6

Fund Name	Financing Source Category	Financing Source Account	Actual 2010-11	Actual 2011-12	CAO Recommended 2012-13	Adopted by the Board of Supervisors 2012-13
1	2	3	4	5	6	7
	REV FROM USE OF MONEY & PROP					
	3605	INTEREST ON BANK DEP & INVEST	$ 828	$ 706	$ 500	$ 500
		TOTAL REV FROM USE OF MONEY & PROP	**$ 828**	**$ 706**	**$ 500**	**$ 500**
TOTAL SHERIFF`S COMM RESOURCES			**$ 828**	**$ 706**	**$ 500**	**$ 500**
SHERIFF`S VOLUNTEER SERV GRP						
	MISCELLANEOUS REVENUES					
	5405	GIFTS AND DONATIONS	$ 7,795	$ 9,688	$ 8,000	$ 8,000
		TOTAL MISCELLANEOUS REVENUES	**$ 7,795**	**$ 9,688**	**$ 8,000**	**$ 8,000**
TOTAL SHERIFF`S VOLUNTEER SERV GRP			**$ 7,795**	**$ 9,688**	**$ 8,000**	**$ 8,000**
SHER-CONTROLLED SUBTANCE						
	FINES, FORFEITURES & PENALTIES					
	3550	FORFEITURES & PENALTIES	$ 51,407	$ 13,830	$ 20,000	$ 20,000
		TOTAL FINES, FORFEITURES & PENALTIES	**$ 51,407**	**$ 13,830**	**$ 20,000**	**$ 20,000**
	REV FROM USE OF MONEY & PROP					
	3605	INTEREST ON BANK DEP & INVEST	$ 10,470	$ 8,889	$ 8,000	$ 8,000
		TOTAL REV FROM USE OF MONEY & PROP	**$ 10,470**	**$ 8,889**	**$ 8,000**	**$ 8,000**
TOTAL SHER-CONTROLLED SUBTANCE			**$ 61,877**	**$ 22,719**	**$ 28,000**	**$ 28,000**
BKFD PLANNED SEWER #1						
	CHARGES FOR SERVICES					
		CHARGES FOR CURRENT SERVICES				
	4845	SANITATION SERVICES-SEWER CHG	$ 11,808	$ 60,374	$ 70,678	$ 70,678
		TOTAL CHARGES FOR CURRENT SERVICES	**$ 11,808**	**$ 60,374**	**$ 70,678**	**$ 70,678**
		TOTAL CHARGES FOR SERVICES	**$ 11,808**	**$ 60,374**	**$ 70,678**	**$ 70,678**

State Controller Schedules County Budget Act January 2010	COUNTY OF KERN Detail of Additional Financing Sources by Fund and Account Governmental Funds Fiscal Year 2012-13	Schedule 6

Fund Name	Financing Source Category	Financing Source Account	Actual 2010-11	Actual 2011-12	CAO Recommended 2012-13	Adopted by the Board of Supervisors 2012-13
1	2	3	4	5	6	7
	REV FROM USE OF MONEY & PROP					
	3605	INTEREST ON BANK DEP & INVEST	$	$ 15,240	$	$
		TOTAL REV FROM USE OF MONEY & PROP	**$**	**$ 15,240**	**$**	**$**
TOTAL BKFD PLANNED SEWER #1			**$ 11,808**	**$ 75,614**	**$ 70,678**	**$ 70,678**
DIVCA LOCAL FRANCHISE FEE						
	LICENSES, PERMITS & FRANCHISES					
	3351	FRANCHISES-CABLE	$ 360,008	$ 346,612	$ 280,000	$ 280,000
		TOTAL LICENSES, PERMITS & FRANCHISES	**$ 360,008**	**$ 346,612**	**$ 280,000**	**$ 280,000**
	REV FROM USE OF MONEY & PROP					
	3605	INTEREST ON BANK DEP & INVEST	$ 884	$ 3,940	$ 2,500	$ 2,500
		TOTAL REV FROM USE OF MONEY & PROP	**$ 884**	**$ 3,940**	**$ 2,500**	**$ 2,500**
TOTAL DIVCA LOCAL FRANCHISE FEE			**$ 360,892**	**$ 350,552**	**$ 282,500**	**$ 282,500**
BKFD PLANNED SEWER #2						
	REV FROM USE OF MONEY & PROP					
	3605	INTEREST ON BANK DEP & INVEST	$ 3,107	$ 2,394	$ 2,872	$ 2,872
		TOTAL REV FROM USE OF MONEY & PROP	**$ 3,107**	**$ 2,394**	**$ 2,872**	**$ 2,872**
TOTAL BKFD PLANNED SEWER #2			**$ 3,107**	**$ 2,394**	**$ 2,872**	**$ 2,872**
SHERIFF`S CAL-MMET						
	REV FROM USE OF MONEY & PROP					
	3605	INTEREST ON BANK DEP & INVEST	$ 136	$ 105	$ 100	$ 100
		TOTAL REV FROM USE OF MONEY & PROP	**$ 136**	**$ 105**	**$ 100**	**$ 100**
TOTAL SHERIFF`S CAL-MMET			**$ 136**	**$ 105**	**$ 100**	**$ 100**
HIDTA-STATE ASSET FORFEIT						

State Controller Schedules County Budget Act January 2010	COUNTY OF KERN Detail of Additional Financing Sources by Fund and Account Governmental Funds Fiscal Year 2012-13	Schedule 6

Fund Name	Financing Source Category	Financing Source Account	Actual 2010-11	Actual 2011-12	CAO Recommended 2012-13	Adopted by the Board of Supervisors 2012-13
1	2	3	4	5	6	7
	REV FROM USE OF MONEY & PROP					
	3605	INTEREST ON BANK DEP & INVEST	$ 1,595	$ 1,215	$ 1,100	$ 1,100
		TOTAL REV FROM USE OF MONEY & PROP	**$ 1,595**	**$ 1,215**	**$ 1,100**	**$ 1,100**
TOTAL HIDTA-STATE ASSET FORFEIT			**$ 1,595**	**$ 1,215**	**$ 1,100**	**$ 1,100**
CAL-MMET-STATE ASSET FORFEIT						
	FINES, FORFEITURES & PENALTIES					
	3550	FORFEITURES & PENALTIES	$ 88,619	$ 107,952	$ 90,000	$ 90,000
		TOTAL FINES, FORFEITURES & PENALTIES	**$ 88,619**	**$ 107,952**	**$ 90,000**	**$ 90,000**
	REV FROM USE OF MONEY & PROP					
	3605	INTEREST ON BANK DEP & INVEST	$ 7,831	$ 6,405	$ 6,000	$ 6,000
		TOTAL REV FROM USE OF MONEY & PROP	**$ 7,831**	**$ 6,405**	**$ 6,000**	**$ 6,000**
TOTAL CAL-MMET-STATE ASSET FORFEIT			**$ 96,450**	**$ 114,357**	**$ 96,000**	**$ 96,000**
HIGH TECH EQUIPMENT						
	REV FROM USE OF MONEY & PROP					
	3605	INTEREST ON BANK DEP & INVEST	$ 41	$ 31	$ 30	$ 30
		TOTAL REV FROM USE OF MONEY & PROP	**$ 41**	**$ 31**	**$ 30**	**$ 30**
TOTAL HIGH TECH EQUIPMENT			**$ 41**	**$ 31**	**$ 30**	**$ 30**
BKFD PLANNED SEWER #3						
	REV FROM USE OF MONEY & PROP					
	3605	INTEREST ON BANK DEP & INVEST	$ 31	$ 24	$ 28	$ 28
		TOTAL REV FROM USE OF MONEY & PROP	**$ 31**	**$ 24**	**$ 28**	**$ 28**
TOTAL BKFD PLANNED SEWER #3			**$ 31**	**$ 24**	**$ 28**	**$ 28**

State Controller Schedules County Budget Act January 2010	COUNTY OF KERN Detail of Additional Financing Sources by Fund and Account Governmental Funds Fiscal Year 2012-13	Schedule 6

Fund Name	Financing Source Category	Financing Source Account	Actual 2010-11	Actual 2011-12	CAO Recommended 2012-13	Adopted by the Board of Supervisors 2012-13
1	2	3	4	5	6	7
BKFD PLANNED SEWER #4						
	CHARGES FOR SERVICES					
		CHARGES FOR CURRENT SERVICES				
		4845 SANITATION SERVICES-SEWER CHG	$ 1,324	$ 1,985	$ 662	$ 662
		TOTAL CHARGES FOR CURRENT SERVICES	**$ 1,324**	**$ 1,985**	**$ 662**	**$ 662**
		TOTAL CHARGES FOR SERVICES	**$ 1,324**	**$ 1,985**	**$ 662**	**$ 662**
	REV FROM USE OF MONEY & PROP					
		3605 INTEREST ON BANK DEP & INVEST	$ 671	$ 526	$ 765	$ 765
		TOTAL REV FROM USE OF MONEY & PROP	**$ 671**	**$ 526**	**$ 765**	**$ 765**
TOTAL BKFD PLANNED SEWER #4			**$ 1,995**	**$ 2,511**	**$ 1,427**	**$ 1,427**
BKFD PLANNED SEWER #5						
	CHARGES FOR SERVICES					
		CHARGES FOR CURRENT SERVICES				
		4845 SANITATION SERVICES-SEWER CHG	$ 5,302	$	$	
		TOTAL CHARGES FOR CURRENT SERVICES	**$ 5,302**	**$**	**$**	
		TOTAL CHARGES FOR SERVICES	**$ 5,302**	**$**	**$**	
	REV FROM USE OF MONEY & PROP					
		3605 INTEREST ON BANK DEP & INVEST	$ 739	$ 601	$ 720	$ 720
		TOTAL REV FROM USE OF MONEY & PROP	**$ 739**	**$ 601**	**$ 720**	**$ 720**
TOTAL BKFD PLANNED SEWER #5			**$ 6,041**	**$ 601**	**$ 720**	**$ 720**
CO PLANNED SEWER AREA A						
	CHARGES FOR SERVICES					
		CHARGES FOR CURRENT SERVICES				
		4845 SANITATION SERVICES-SEWER CHG	$ 1,368	$ 684	$ 684	$ 684
		TOTAL CHARGES FOR CURRENT SERVICES	**$ 1,368**	**$ 684**	**$ 684**	**$ 684**
		TOTAL CHARGES FOR SERVICES	**$ 1,368**	**$ 684**	**$ 684**	**$ 684**

State Controller Schedules County Budget Act January 2010	COUNTY OF KERN Detail of Additional Financing Sources by Fund and Account Governmental Funds Fiscal Year 2012-13	Schedule 6

Fund Name	Financing Source Category	Financing Source Account	Actual 2010-11	Actual 2011-12	CAO Recommended 2012-13	Adopted by the Board of Supervisors 2012-13
1	2	3	4	5	6	7
	REV FROM USE OF MONEY & PROP					
		3605 INTEREST ON BANK DEP & INVEST	$ 318	$ 252	$ 440	$ 440
		TOTAL REV FROM USE OF MONEY & PROP	**$ 318**	**$ 252**	**$ 440**	**$ 440**
TOTAL CO PLANNED SEWER AREA A			**$ 1,686**	**$ 936**	**$ 1,124**	**$ 1,124**
HEALTH-BIO TERRORISM GRANT						
	INTERGOVERNMENTAL REVENUES					
		FEDERAL				
		4100 FEDERAL-HEALTH-ADMINISTRATION	$ 1,211,939	$ 558,926	$ 770,211	$ 770,211
		TOTAL FEDERAL	**$ 1,211,939**	**$ 558,926**	**$ 770,211**	**$ 770,211**
		TOTAL INTERGOVERNMENTAL REVENUES	**$ 1,211,939**	**$ 558,926**	**$ 770,211**	**$ 770,211**
	REV FROM USE OF MONEY & PROP					
		3605 INTEREST ON BANK DEP & INVEST	$ 19,529	$ 3,648	$ 2,500	$ 2,500
		TOTAL REV FROM USE OF MONEY & PROP	**$ 19,529**	**$ 3,648**	**$ 2,500**	**$ 2,500**
TOTAL HEALTH-BIO TERRORISM GRANT			**$ 1,231,468**	**$ 562,574**	**$ 772,711**	**$ 772,711**
CO PLANNED SEWER AREA B						
	REV FROM USE OF MONEY & PROP					
		3605 INTEREST ON BANK DEP & INVEST	$ 15	$ 12	$ 14	$ 14
		TOTAL REV FROM USE OF MONEY & PROP	**$ 15**	**$ 12**	**$ 14**	**$ 14**
TOTAL CO PLANNED SEWER AREA B			**$ 15**	**$ 12**	**$ 14**	**$ 14**
CSA #71 SEPTIC ABANDONMENT						
	CHARGES FOR SERVICES					
		CHARGES FOR CURRENT SERVICES				
		4845 SANITATION SERVICES-SEWER CHG	$ 20,700	$ 35,975	$ 27,895	$ 27,895
		TOTAL CHARGES FOR CURRENT SERVICES	**$ 20,700**	**$ 35,975**	**$ 27,895**	**$ 27,895**

State Controller Schedules County Budget Act January 2010	COUNTY OF KERN Detail of Additional Financing Sources by Fund and Account Governmental Funds Fiscal Year 2012-13	Schedule 6

Fund Name	Financing Source Category	Financing Source Account	Actual 2010-11	Actual 2011-12	CAO Recommended 2012-13	Adopted by the Board of Supervisors 2012-13
1	2	3	4	5	6	7
		TOTAL CHARGES FOR SERVICES	**$ 20,700**	**$ 35,975**	**$ 27,895**	**$ 27,895**
	REV FROM USE OF MONEY & PROP					
	3605	INTEREST ON BANK DEP & INVEST	$ 6,532	$ 7,327	$ 14,371	$ 14,371
		TOTAL REV FROM USE OF MONEY & PROP	**$ 6,532**	**$ 7,327**	**$ 14,371**	**$ 14,371**
TOTAL CSA #71 SEPTIC ABANDONMENT			**$ 27,232**	**$ 43,302**	**$ 42,266**	**$ 42,266**
WRAPAROUND SAVINGS						
	INTERGOVERNMENTAL REVENUES					
	STATE					
	3840	STATE-PUBLIC ASSISTANCE-ADMIN	$ 227,331	$	$	$
		TOTAL STATE	**$ 227,331**	**$**	**$**	**$**
		TOTAL INTERGOVERNMENTAL REVENUES	**$ 227,331**	**$**	**$**	**$**
	MISCELLANEOUS REVENUES					
	5445	MISCELLANEOUS OTHER REVENUE	$	$ 530,080	$ 1,200,000	$ 1,200,000
		TOTAL MISCELLANEOUS REVENUES	**$**	**$ 530,080**	**$ 1,200,000**	**$ 1,200,000**
	OTHER FINANCING SOURCES					
	5497	OFS/OPERATING TRANSFER IN	$ 1,914,109	$ 1,751,448	$	$
		TOTAL OTHER FINANCING SOURCES	**$ 1,914,109**	**$ 1,751,448**	**$**	**$**
TOTAL WRAPAROUND SAVINGS			**$ 2,141,440**	**$ 2,281,528**	**$ 1,200,000**	**$ 1,200,000**
RECORDERS ELECTRONIC RECORDING						
	CHARGES FOR SERVICES					
		CHARGES FOR CURRENT SERVICES				
	4680	RECORDING FEES	$ 177,450	$ 161,525	$ 152,348	$ 152,348
		TOTAL CHARGES FOR CURRENT SERVICES	**$ 177,450**	**$ 161,525**	**$ 152,348**	**$ 152,348**
		TOTAL CHARGES FOR SERVICES	**$ 177,450**	**$ 161,525**	**$ 152,348**	**$ 152,348**
	OTHER FINANCING SOURCES					

State Controller Schedules County Budget Act January 2010	COUNTY OF KERN Detail of Additional Financing Sources by Fund and Account Governmental Funds Fiscal Year 2012-13	Schedule 6

Fund Name	Financing Source Category	Financing Source Account	Actual 2010-11	Actual 2011-12	CAO Recommended 2012-13	Adopted by the Board of Supervisors 2012-13
1	2	3	4	5	6	7
		5497 OFS/OPERATING TRANSFER IN	$ 24	$ 9	$	$
		TOTAL OTHER FINANCING SOURCES	**$ 24**	**$ 9**	**$**	**$**
	REV FROM USE OF MONEY & PROP					
		3605 INTEREST ON BANK DEP & INVEST	$ 2,863	$ 2,869	$ 3,007	$ 3,007
		TOTAL REV FROM USE OF MONEY & PROP	**$ 2,863**	**$ 2,869**	**$ 3,007**	**$ 3,007**
TOTAL RECORDERS ELECTRONIC RECORDING			**$ 180,337**	**$ 164,403**	**$ 155,355**	**$ 155,355**
FIREWORKS VIOLATIONS						
	FINES, FORFEITURES & PENALTIES					
		3550 FORFEITURES & PENALTIES	$ 19,770	$ 31,115	$ 25,000	$ 25,000
		TOTAL FINES, FORFEITURES & PENALTIES	**$ 19,770**	**$ 31,115**	**$ 25,000**	**$ 25,000**
	REV FROM USE OF MONEY & PROP					
		3605 INTEREST ON BANK DEP & INVEST	$ 304	$ 144	$ 200	$ 200
		TOTAL REV FROM USE OF MONEY & PROP	**$ 304**	**$ 144**	**$ 200**	**$ 200**
TOTAL FIREWORKS VIOLATIONS			**$ 20,074**	**$ 31,259**	**$ 25,200**	**$ 25,200**
COMM CORR PERFORM INCENT FUND						
	INTERGOVERNMENTAL REVENUES					
		STATE				
		3999 STATE-AID PLANNING REALIGNMENT	$	$ 964,475	$	$
		TOTAL STATE	**$**	**$ 964,475**	**$**	**$**
		TOTAL INTERGOVERNMENTAL REVENUES	**$**	**$ 964,475**	**$**	**$**
	REV FROM USE OF MONEY & PROP					
		3605 INTEREST ON BANK DEP & INVEST	$	$ 5,036	$	$
		TOTAL REV FROM USE OF MONEY & PROP	**$**	**$ 5,036**	**$**	**$**
TOTAL COMM CORR PERFORM INCENT FUND			**$**	**$ 969,511**	**$**	**$**

State Controller Schedules County Budget Act January 2010	COUNTY OF KERN Detail of Additional Financing Sources by Fund and Account Governmental Funds Fiscal Year 2012-13	Schedule 6

Fund Name	Financing Source Category	Financing Source Account	Actual 2010-11	Actual 2011-12	CAO Recommended 2012-13	Adopted by the Board of Supervisors 2012-13
1	2	3	4	5	6	7
DA FAMILY - EXCESS REVENUE						
	REV FROM USE OF MONEY & PROP					
		3605 INTEREST ON BANK DEP & INVEST	$ 4,007	$ 2,965	$ 2,800	$ 2,800
		TOTAL REV FROM USE OF MONEY & PROP	**$ 4,007**	**$ 2,965**	**$ 2,800**	**$ 2,800**
TOTAL DA FAMILY - EXCESS REVENUE			**$ 4,007**	**$ 2,965**	**$ 2,800**	**$ 2,800**
D.A.-FEDERAL FORFEITURE						
	FINES, FORFEITURES & PENALTIES					
		3550 FORFEITURES & PENALTIES	$ 10,574	$ 12,479	$ 1,500	$ 1,500
		TOTAL FINES, FORFEITURES & PENALTIES	**$ 10,574**	**$ 12,479**	**$ 1,500**	**$ 1,500**
	REV FROM USE OF MONEY & PROP					
		3605 INTEREST ON BANK DEP & INVEST	$ 732	$ 675	$	
		TOTAL REV FROM USE OF MONEY & PROP	**$ 732**	**$ 675**	**$**	
TOTAL D.A.-FEDERAL FORFEITURE			**$ 11,306**	**$ 13,154**	**$ 1,500**	**$ 1,500**
DA-COURT ORDERED PENALTIES						
	FINES, FORFEITURES & PENALTIES					
		3550 FORFEITURES & PENALTIES	$ 75,510	$ 116,307	$ 50,000	$ 50,000
		TOTAL FINES, FORFEITURES & PENALTIES	**$ 75,510**	**$ 116,307**	**$ 50,000**	**$ 50,000**
TOTAL DA-COURT ORDERED PENALTIES			**$ 75,510**	**$ 116,307**	**$ 50,000**	**$ 50,000**
HOPST PREPAREDNESS PRGM GRANT						
	INTERGOVERNMENTAL REVENUES					
		OTHER				
		4220 OTHER AID FROM GOVTMNTL AGNCS	$ (14,934)	$ 292,469	$ 393,956	$ 393,956
		TOTAL OTHER	**$ (14,934)**	**$ 292,469**	**$ 393,956**	**$ 393,956**
		TOTAL INTERGOVERNMENTAL REVENUES	**$ (14,934)**	**$ 292,469**	**$ 393,956**	**$ 393,956**

State Controller Schedules County Budget Act January 2010	COUNTY OF KERN Detail of Additional Financing Sources by Fund and Account Governmental Funds Fiscal Year 2012-13	Schedule 6

Fund Name	Financing Source Category	Financing Source Account	Actual 2010-11	Actual 2011-12	CAO Recommended 2012-13	Adopted by the Board of Supervisors 2012-13
1	2	3	4	5	6	7
	REV FROM USE OF MONEY & PROP					
	3605	INTEREST ON BANK DEP & INVEST	$ 386	$ 207	$ 150	$ 150
		TOTAL REV FROM USE OF MONEY & PROP	**$ 386**	**$ 207**	**$ 150**	**$ 150**
TOTAL HOPST PREPAREDNESS PRGM GRANT			**$ (14,548)**	**$ 292,676**	**$ 394,106**	**$ 394,106**
EMS WEEK - DONATIONS						
	REV FROM USE OF MONEY & PROP					
	3605	INTEREST ON BANK DEP & INVEST	$ 255	$ 195	$ 200	$ 200
		TOTAL REV FROM USE OF MONEY & PROP	**$ 255**	**$ 195**	**$ 200**	**$ 200**
TOTAL EMS WEEK - DONATIONS			**$ 255**	**$ 195**	**$ 200**	**$ 200**
FIRE DEPT DONATIONS						
	MISCELLANEOUS REVENUES					
	5405	GIFTS AND DONATIONS	$ 6,520	$ 1,785	$	
		TOTAL MISCELLANEOUS REVENUES	**$ 6,520**	**$ 1,785**	**$**	
	REV FROM USE OF MONEY & PROP					
	3605	INTEREST ON BANK DEP & INVEST	$ 772	$ 636	$ 600	$ 600
		TOTAL REV FROM USE OF MONEY & PROP	**$ 772**	**$ 636**	**$ 600**	**$ 600**
TOTAL FIRE DEPT DONATIONS			**$ 7,292**	**$ 2,421**	**$ 600**	**$ 600**
STATE FIRE						
	CHARGES FOR SERVICES					
		CHARGES FOR CURRENT SERVICES				
	5265	FIRE PROT SVC STATE OF CALIF	$ 221,523	$ 135,611	$ 90,000	$ 90,000
		TOTAL CHARGES FOR CURRENT SERVICES	**$ 221,523**	**$ 135,611**	**$ 90,000**	**$ 90,000**
		TOTAL CHARGES FOR SERVICES	**$ 221,523**	**$ 135,611**	**$ 90,000**	**$ 90,000**

State Controller Schedules County Budget Act January 2010	COUNTY OF KERN Detail of Additional Financing Sources by Fund and Account Governmental Funds Fiscal Year 2012-13	Schedule 6

Fund Name	Financing Source Category	Financing Source Account	Actual 2010-11	Actual 2011-12	CAO Recommended 2012-13	Adopted by the Board of Supervisors 2012-13
1	2	3	4	5	6	7
	REV FROM USE OF MONEY & PROP					
		3605 INTEREST ON BANK DEP & INVEST	$ 26,817	$ 26,500	$ 10,000	$ 10,000
		TOTAL REV FROM USE OF MONEY & PROP	**$ 26,817**	**$ 26,500**	**$ 10,000**	**$ 10,000**
TOTAL STATE FIRE			**$ 248,340**	**$ 162,111**	**$ 100,000**	**$ 100,000**
FIRE-HAZARD REDUCTION						
	CHARGES FOR SERVICES					
		CHARGES FOR CURRENT SERVICES				
		4303 SPECIAL ASSESSMENTS-CURRENT	$	$ (5)	$	$
		5280 OTHER SERVICES	316,883	1,076,676	90,000	90,000
		TOTAL CHARGES FOR CURRENT SERVICES	**$ 316,883**	**$ 1,076,671**	**$ 90,000**	**$ 90,000**
		TOTAL CHARGES FOR SERVICES	**$ 316,883**	**$ 1,076,671**	**$ 90,000**	**$ 90,000**
	OTHER FINANCING SOURCES					
		5492 SALES-FIXED ASSETS	$	$ 10,100	$	$
		TOTAL OTHER FINANCING SOURCES	**$**	**$ 10,100**	**$**	**$**
	REV FROM USE OF MONEY & PROP					
		3605 INTEREST ON BANK DEP & INVEST	$ 4,374	$ 6,415	$ 10,000	$ 10,000
		TOTAL REV FROM USE OF MONEY & PROP	**$ 4,374**	**$ 6,415**	**$ 10,000**	**$ 10,000**
TOTAL FIRE-HAZARD REDUCTION			**$ 321,257**	**$ 1,093,186**	**$ 100,000**	**$ 100,000**
FIRE-HELICOPTER OPERATIONS						
	CHARGES FOR SERVICES					
		CHARGES FOR CURRENT SERVICES				
		5254 FIRE COSTS REIMBURSEMENTS	$ 1,230,750	$ 448,642	$ 375,000	$ 375,000
		TOTAL CHARGES FOR CURRENT SERVICES	**$ 1,230,750**	**$ 448,642**	**$ 375,000**	**$ 375,000**
		TOTAL CHARGES FOR SERVICES	**$ 1,230,750**	**$ 448,642**	**$ 375,000**	**$ 375,000**
	REV FROM USE OF MONEY & PROP					
		3605 INTEREST ON BANK DEP & INVEST	$ 8,611	$ 12,948	$ 18,000	$ 18,000
		TOTAL REV FROM USE OF MONEY & PROP	**$ 8,611**	**$ 12,948**	**$ 18,000**	**$ 18,000**

State Controller Schedules County Budget Act January 2010	COUNTY OF KERN Detail of Additional Financing Sources by Fund and Account Governmental Funds Fiscal Year 2012-13	Schedule 6

Fund Name	Financing Source Category	Financing Source Account	Actual 2010-11	Actual 2011-12	CAO Recommended 2012-13	Adopted by the Board of Supervisors 2012-13
1	2	3	4	5	6	7
TOTAL FIRE-HELICOPTER OPERATIONS			**$ 1,239,361**	**$ 461,590**	**$ 393,000**	**$ 393,000**
MOBILE FIRE KITCHEN						
	REV FROM USE OF MONEY & PROP					
	3605	INTEREST ON BANK DEP & INVEST	$ 31	$ 24	$ 20	$ 20
		TOTAL REV FROM USE OF MONEY & PROP	**$ 31**	**$ 24**	**$ 20**	**$ 20**
TOTAL MOBILE FIRE KITCHEN			**$ 31**	**$ 24**	**$ 20**	**$ 20**
INMATE WELF-SHER CORRECTION FC						
	MISCELLANEOUS REVENUES					
	5445	MISCELLANEOUS OTHER REVENUE	$ 3,096,898	$ 3,328,474	$ 2,700,000	$ 2,700,000
		TOTAL MISCELLANEOUS REVENUES	**$ 3,096,898**	**$ 3,328,474**	**$ 2,700,000**	**$ 2,700,000**
	REV FROM USE OF MONEY & PROP					
	3605	INTEREST ON BANK DEP & INVEST	$ 62,681	$ 54,220	$ 60,000	$ 60,000
		TOTAL REV FROM USE OF MONEY & PROP	**$ 62,681**	**$ 54,220**	**$ 60,000**	**$ 60,000**
TOTAL INMATE WELF-SHER CORRECTION FC			**$ 3,159,579**	**$ 3,382,694**	**$ 2,760,000**	**$ 2,760,000**
JUVENILE INMATE WELFARE						
	REV FROM USE OF MONEY & PROP					
	3605	INTEREST ON BANK DEP & INVEST	$ 2,180	$ 1,477	$ 1,400	$ 1,400
	3665	PUBLIC TELEPHONE	20,719	16,438	16,000	16,000
		TOTAL REV FROM USE OF MONEY & PROP	**$ 22,899**	**$ 17,915**	**$ 17,400**	**$ 17,400**
TOTAL JUVENILE INMATE WELFARE			**$ 22,899**	**$ 17,915**	**$ 17,400**	**$ 17,400**
KERN CO CHILDREN`S						
	CHARGES FOR SERVICES					

State Controller Schedules County Budget Act January 2010	COUNTY OF KERN Detail of Additional Financing Sources by Fund and Account Governmental Funds Fiscal Year 2012-13	Schedule 6

Fund Name	Financing Source Category	Financing Source Account	Actual 2010-11	Actual 2011-12	CAO Recommended 2012-13	Adopted by the Board of Supervisors 2012-13
1	2	3	4	5	6	7
		CHARGES FOR CURRENT SERVICES				
		5240 REIMB OF CHILD ABUSE SERVICE	$ 173,966	$ 150,170	$ 150,818	$ 150,818
		TOTAL CHARGES FOR CURRENT SERVICES	**$ 173,966**	**$ 150,170**	**$ 150,818**	**$ 150,818**
		CHARGES FOR SERVICES-INTERFUND				
		5324 I/F-REIMB CHILD ABUSE SERV	$ 7,598	$ 8,116	$ 6,313	$ 6,313
		TOTAL CHARGES FOR SERVICES-INTERFUND	**$ 7,598**	**$ 8,116**	**$ 6,313**	**$ 6,313**
	TOTAL CHARGES FOR SERVICES		**$ 181,564**	**$ 158,286**	**$ 157,131**	**$ 157,131**
	INTERGOVERNMENTAL REVENUES					
		FEDERAL				
		4051 FEDERAL-SOCIAL SERVICES	$ 43,974	$ 44,553	$ 44,553	$ 44,553
		TOTAL FEDERAL	**$ 43,974**	**$ 44,553**	**$ 44,553**	**$ 44,553**
	TOTAL INTERGOVERNMENTAL REVENUES		**$ 43,974**	**$ 44,553**	**$ 44,553**	**$ 44,553**
	REV FROM USE OF MONEY & PROP					
		3605 INTEREST ON BANK DEP & INVEST	$ 5,539	$ 4,570	$ 3,970	$ 3,970
	TOTAL REV FROM USE OF MONEY & PROP		**$ 5,539**	**$ 4,570**	**$ 3,970**	**$ 3,970**
TOTAL KERN CO CHILDREN`S			**$ 231,077**	**$ 207,409**	**$ 205,654**	**$ 205,654**
KERN CO LIBRARY TRUST FUND						
	MISCELLANEOUS REVENUES					
		5405 GIFTS AND DONATIONS	$ 244,777	$ 205,459	$ 80,000	$ 80,000
	TOTAL MISCELLANEOUS REVENUES		**$ 244,777**	**$ 205,459**	**$ 80,000**	**$ 80,000**
	REV FROM USE OF MONEY & PROP					
		3605 INTEREST ON BANK DEP & INVEST	$ 6,378	$ 5,539	$ 9,000	$ 9,000
		3668 BOOK RENTAL FEES	6,962	6,587	7,000	7,000
	TOTAL REV FROM USE OF MONEY & PROP		**$ 13,340**	**$ 12,126**	**$ 16,000**	**$ 16,000**
TOTAL KERN CO LIBRARY TRUST FUND			**$ 258,117**	**$ 217,585**	**$ 96,000**	**$ 96,000**
CORE AREA METRO BFLD IMP FEE						

State Controller Schedules County Budget Act January 2010	COUNTY OF KERN Detail of Additional Financing Sources by Fund and Account Governmental Funds Fiscal Year 2012-13	Schedule 6

Fund Name	Financing Source Category	Financing Source Account	Actual 2010-11	Actual 2011-12	CAO Recommended 2012-13	Adopted by the Board of Supervisors 2012-13
1	2	3	4	5	6	7
	LICENSES, PERMITS & FRANCHISES					
	3221	IMPACT FEE`S & PERMITS	$ 28,239	$ 311,352	$ 247,141	$ 247,141
		TOTAL LICENSES, PERMITS & FRANCHISES	**$ 28,239**	**$ 311,352**	**$ 247,141**	**$ 247,141**
	REV FROM USE OF MONEY & PROP					
	3605	INTEREST ON BANK DEP & INVEST	$ 20,279	$ 23,003	$ 16,166	$ 16,166
		TOTAL REV FROM USE OF MONEY & PROP	**$ 20,279**	**$ 23,003**	**$ 16,166**	**$ 16,166**
TOTAL CORE AREA METRO BFLD IMP FEE			**$ 48,518**	**$ 334,355**	**$ 263,307**	**$ 263,307**
METRO BFLD TRANSPORT IMP FEE						
	LICENSES, PERMITS & FRANCHISES					
	3221	IMPACT FEE`S & PERMITS	$ 1,208,077	$ 2,394,823	$ 2,171,000	$ 2,171,000
		TOTAL LICENSES, PERMITS & FRANCHISES	**$ 1,208,077**	**$ 2,394,823**	**$ 2,171,000**	**$ 2,171,000**
	REV FROM USE OF MONEY & PROP					
	3605	INTEREST ON BANK DEP & INVEST	$ 8,657	$ 28,835	$ 18,900	$ 18,900
	3615	INTEREST FROM OTHER SOURCES	97,009	62,051	31,000	31,000
		TOTAL REV FROM USE OF MONEY & PROP	**$ 105,666**	**$ 90,886**	**$ 49,900**	**$ 49,900**
TOTAL METRO BFLD TRANSPORT IMP FEE			**$ 1,313,743**	**$ 2,485,709**	**$ 2,220,900**	**$ 2,220,900**
ROSAMOND TRANSPORT IMP FEE						
	LICENSES, PERMITS & FRANCHISES					
	3221	IMPACT FEE`S & PERMITS	$ 36,216	$ 29,220	$	
		TOTAL LICENSES, PERMITS & FRANCHISES	**$ 36,216**	**$ 29,220**	**$**	
	REV FROM USE OF MONEY & PROP					
	3605	INTEREST ON BANK DEP & INVEST	$ 7,371	$ 5,964	$	
		TOTAL REV FROM USE OF MONEY & PROP	**$ 7,371**	**$ 5,964**	**$**	
TOTAL ROSAMOND TRANSPORT IMP FEE			**$ 43,587**	**$ 35,184**	**$**	

State Controller Schedules County Budget Act January 2010	COUNTY OF KERN Detail of Additional Financing Sources by Fund and Account Governmental Funds Fiscal Year 2012-13	Schedule 6

Fund Name	Financing Source Category	Financing Source Account	Actual 2010-11	Actual 2011-12	CAO Recommended 2012-13	Adopted by the Board of Supervisors 2012-13
1	2	3	4	5	6	7
SOLID WASTE ENFORCEMENT						
	CHARGES FOR SERVICES					
		CHARGES FOR CURRENT SERVICES				
		4750 HEALTH SERVICES-SOLID WASTE	$ 141,138	$ 15,333	$	$
		4751 HEALTH SERVICES-HAZARDOUS WST	(4,500)			
		TOTAL CHARGES FOR CURRENT SERVICES	**$ 136,638**	**$ 15,333**	**$**	**$**
		TOTAL CHARGES FOR SERVICES	**$ 136,638**	**$ 15,333**	**$**	**$**
	INTERGOVERNMENTAL REVENUES					
		STATE				
		3955 STATE-AID FOR OTHER STATE AID	$ 134,450	$ 144,260	$	$
		TOTAL STATE	**$ 134,450**	**$ 144,260**	**$**	**$**
		TOTAL INTERGOVERNMENTAL REVENUES	**$ 134,450**	**$ 144,260**	**$**	**$**
TOTAL SOLID WASTE ENFORCEMENT			**$ 271,088**	**$ 159,593**	**$**	**$**
BAKERSFIELD MITIGATION						
	LICENSES, PERMITS & FRANCHISES					
		3221 IMPACT FEE`S & PERMITS	$ 32,615	$ 124,815	$	$
		TOTAL LICENSES, PERMITS & FRANCHISES	**$ 32,615**	**$ 124,815**	**$**	**$**
	REV FROM USE OF MONEY & PROP					
		3605 INTEREST ON BANK DEP & INVEST	$ 7,138	$ 7,969	$	$
		TOTAL REV FROM USE OF MONEY & PROP	**$ 7,138**	**$ 7,969**	**$**	**$**
TOTAL BAKERSFIELD MITIGATION			**$ 39,753**	**$ 132,784**	**$**	**$**
TEH TRANSP IMPACT FEE CORE						
	REV FROM USE OF MONEY & PROP					
		3605 INTEREST ON BANK DEP & INVEST	$ 128	$ 98	$	$
		TOTAL REV FROM USE OF MONEY & PROP	**$ 128**	**$ 98**	**$**	**$**

State Controller Schedules County Budget Act January 2010	COUNTY OF KERN Detail of Additional Financing Sources by Fund and Account Governmental Funds Fiscal Year 2012-13	Schedule 6

Fund Name	Financing Source Category	Financing Source Account	Actual 2010-11	Actual 2011-12	CAO Recommended 2012-13	Adopted by the Board of Supervisors 2012-13
1	2	3	4	5	6	7
TOTAL TEH TRANSP IMPACT FEE CORE			**$ 128**	**$ 98**	**$**	**$**
TEH TRANSP IMPACT FEE NON-CORE						
	LICENSES, PERMITS & FRANCHISES					
	3221	IMPACT FEE`S & PERMITS	$ 113,332	$ 46,198	$	$
		TOTAL LICENSES, PERMITS & FRANCHISES	**$ 113,332**	**$ 46,198**	**$**	**$**
	REV FROM USE OF MONEY & PROP					
	3605	INTEREST ON BANK DEP & INVEST	$ 8,486	$ 9,543	$	$
		TOTAL REV FROM USE OF MONEY & PROP	**$ 8,486**	**$ 9,543**	**$**	**$**
TOTAL TEH TRANSP IMPACT FEE NON-CORE			**$ 121,818**	**$ 55,741**	**$**	**$**
JAMISON CENTER						
	MISCELLANEOUS REVENUES					
	5405	GIFTS AND DONATIONS	$ 13,798	$ 17,878	$ 19,000	$ 19,000
		TOTAL MISCELLANEOUS REVENUES	**$ 13,798**	**$ 17,878**	**$ 19,000**	**$ 19,000**
TOTAL JAMISON CENTER			**$ 13,798**	**$ 17,878**	**$ 19,000**	**$ 19,000**
STRONG MOT INSTRUMENTATION						
	LICENSES, PERMITS & FRANCHISES					
	3200	BUILDING PERMITS	$ 234,230	$ 351,727	$ 282,022	$ 282,022
		TOTAL LICENSES, PERMITS & FRANCHISES	**$ 234,230**	**$ 351,727**	**$ 282,022**	**$ 282,022**
	MISCELLANEOUS REVENUES					
	5730	TRUST FUNDS-OTHER	$	$ (1)	$	$
		TOTAL MISCELLANEOUS REVENUES	**$**	**$ (1)**	**$**	**$**
	OTHER FINANCING SOURCES					
	5497	OFS/OPERATING TRANSFER IN	$ 25	$	$	$
		TOTAL OTHER FINANCING SOURCES	**$ 25**	**$**	**$**	**$**

State Controller Schedules County Budget Act January 2010	COUNTY OF KERN Detail of Additional Financing Sources by Fund and Account Governmental Funds Fiscal Year 2012-13	Schedule 6

Fund Name	Financing Source Category	Financing Source Account	Actual 2010-11	Actual 2011-12	CAO Recommended 2012-13	Adopted by the Board of Supervisors 2012-13
1	2	3	4	5	6	7
TOTAL STRONG MOT INSTRUMENTATION			**$ 234,255**	**$ 351,726**	**$ 282,022**	**$ 282,022**
TOBACCO EDUCATION CONTROL PROG						
	INTERGOVERNMENTAL REVENUES					
	STATE					
	3955	STATE-AID FOR OTHER STATE AID	$ 226,583	$ 165,018	$ 150,000	$ 150,000
		TOTAL STATE	**$ 226,583**	**$ 165,018**	**$ 150,000**	**$ 150,000**
		TOTAL INTERGOVERNMENTAL REVENUES	**$ 226,583**	**$ 165,018**	**$ 150,000**	**$ 150,000**
	REV FROM USE OF MONEY & PROP					
	3605	INTEREST ON BANK DEP & INVEST	$ 1,958	$ 866	$ 605	$ 605
		TOTAL REV FROM USE OF MONEY & PROP	**$ 1,958**	**$ 866**	**$ 605**	**$ 605**
TOTAL TOBACCO EDUCATION CONTROL PROG			**$ 228,541**	**$ 165,884**	**$ 150,605**	**$ 150,605**
VITAL & HEALTH STAT-HEALTH DPT						
	MISCELLANEOUS REVENUES					
	5445	MISCELLANEOUS OTHER REVENUE	$ 134,889	$ 53,742	$ 58,202	$ 58,202
	5730	TRUST FUNDS-OTHER	(2)			
		TOTAL MISCELLANEOUS REVENUES	**$ 134,887**	**$ 53,742**	**$ 58,202**	**$ 58,202**
TOTAL VITAL & HEALTH STAT-HEALTH DPT			**$ 134,887**	**$ 53,742**	**$ 58,202**	**$ 58,202**
VITAL & HEALTH STAT-RECORDER						
	CHARGES FOR SERVICES					
		CHARGES FOR CURRENT SERVICES				
	4681	COPY & PROCESS FEES	$ 82,026	$ 74,402	$ 71,715	$ 71,715
		TOTAL CHARGES FOR CURRENT SERVICES	**$ 82,026**	**$ 74,402**	**$ 71,715**	**$ 71,715**
		CHARGES FOR SERVICES-INTERFUND				
	5326	I/F-COPY AND PROCESS FEES	$ 4,388	$ 4,733	$ 4,592	$ 4,592
		TOTAL CHARGES FOR SERVICES-INTERFUND	**$ 4,388**	**$ 4,733**	**$ 4,592**	**$ 4,592**

State Controller Schedules County Budget Act January 2010	COUNTY OF KERN Detail of Additional Financing Sources by Fund and Account Governmental Funds Fiscal Year 2012-13	Schedule 6

Fund Name	Financing Source Category	Financing Source Account	Actual 2010-11	Actual 2011-12	CAO Recommended 2012-13	Adopted by the Board of Supervisors 2012-13
1	2	3	4	5	6	7
		TOTAL CHARGES FOR SERVICES	**$ 86,414**	**$ 79,135**	**$ 76,307**	**$ 76,307**
TOTAL VITAL & HEALTH STAT-RECORDER			**$ 86,414**	**$ 79,135**	**$ 76,307**	**$ 76,307**
VITAL & HEALTH STAT-CO. CLERK						
	CHARGES FOR SERVICES					
		CHARGES FOR CURRENT SERVICES				
		4681 COPY & PROCESS FEES	$ 1,803	$ 1,686	$ 1,400	$ 1,400
		TOTAL CHARGES FOR CURRENT SERVICES	**$ 1,803**	**$ 1,686**	**$ 1,400**	**$ 1,400**
		TOTAL CHARGES FOR SERVICES	**$ 1,803**	**$ 1,686**	**$ 1,400**	**$ 1,400**
TOTAL VITAL & HEALTH STAT-CO. CLERK			**$ 1,803**	**$ 1,686**	**$ 1,400**	**$ 1,400**
OILDALE REVITALIZATION FUND						
	MISCELLANEOUS REVENUES					
		5406 DONATIONS-MEMORIAL	$	$ 8,420	$	
		TOTAL MISCELLANEOUS REVENUES	**$**	**$ 8,420**	**$**	
TOTAL OILDALE REVITALIZATION FUND			**$**	**$ 8,420**	**$**	
PARCEL MAP IN-LIEU FEES						
	CHARGES FOR SERVICES					
		CHARGES FOR CURRENT SERVICES				
		4707 CODE ENFORCEMENT FEE	$ 4,210	$ 2,757	$ 4,000	$ 4,000
		TOTAL CHARGES FOR CURRENT SERVICES	**$ 4,210**	**$ 2,757**	**$ 4,000**	**$ 4,000**
		TOTAL CHARGES FOR SERVICES	**$ 4,210**	**$ 2,757**	**$ 4,000**	**$ 4,000**
	OTHER FINANCING SOURCES					
		5497 OFS/OPERATING TRANSFER IN	$	$ 30,000	$	
		TOTAL OTHER FINANCING SOURCES	**$**	**$ 30,000**	**$**	
	REV FROM USE OF MONEY & PROP					

State Controller Schedules County Budget Act January 2010	COUNTY OF KERN Detail of Additional Financing Sources by Fund and Account Governmental Funds Fiscal Year 2012-13	Schedule 6

Fund Name	Financing Source Category	Financing Source Account	Actual 2010-11	Actual 2011-12	CAO Recommended 2012-13	Adopted by the Board of Supervisors 2012-13
1	2	3	4	5	6	7
		3605 INTEREST ON BANK DEP & INVEST	$ 5,968	$ 6,042	$ 4,000	$ 4,000
		TOTAL REV FROM USE OF MONEY & PROP	**$ 5,968**	**$ 6,042**	**$ 4,000**	**$ 4,000**
TOTAL PARCEL MAP IN-LIEU FEES			**$ 10,178**	**$ 38,799**	**$ 8,000**	**$ 8,000**
ARRA AGING & ADULT (STIMULUS)						
	REV FROM USE OF MONEY & PROP					
		3605 INTEREST ON BANK DEP & INVEST	$ 454	$ 4	$	$
		TOTAL REV FROM USE OF MONEY & PROP	**$ 454**	**$ 4**	**$**	**$**
TOTAL ARRA AGING & ADULT (STIMULUS)			**$ 454**	**$ 4**	**$**	**$**
KC ARRA ETR						
	INTERGOVERNMENTAL REVENUES					
		FEDERAL				
		4175 FEDERAL ARRA (STIMULUS)	$ 2,601,577	$	$	$
		TOTAL FEDERAL	**$ 2,601,577**	**$**	**$**	**$**
		TOTAL INTERGOVERNMENTAL REVENUES	**$ 2,601,577**	**$**	**$**	**$**
	REV FROM USE OF MONEY & PROP					
		3605 INTEREST ON BANK DEP & INVEST	$ 200	$ 2	$	$
		TOTAL REV FROM USE OF MONEY & PROP	**$ 200**	**$ 2**	**$**	**$**
TOTAL KC ARRA ETR			**$ 2,601,777**	**$ 2**	**$**	**$**
ARRA ROADS						
	INTERGOVERNMENTAL REVENUES					
		FEDERAL				
		4175 FEDERAL ARRA (STIMULUS)	$ 7,177,253	$ 1,401,883	$	$
		TOTAL FEDERAL	**$ 7,177,253**	**$ 1,401,883**	**$**	**$**
		TOTAL INTERGOVERNMENTAL REVENUES	**$ 7,177,253**	**$ 1,401,883**	**$**	**$**

State Controller Schedules County Budget Act January 2010	COUNTY OF KERN Detail of Additional Financing Sources by Fund and Account Governmental Funds Fiscal Year 2012-13	Schedule 6

Fund Name	Financing Source Category	Financing Source Account	Actual 2010-11	Actual 2011-12	CAO Recommended 2012-13	Adopted by the Board of Supervisors 2012-13
1	2	3	4	5	6	7
	REV FROM USE OF MONEY & PROP					
		3605 INTEREST ON BANK DEP & INVEST	$ 2,793	$ 875	$	$
		TOTAL REV FROM USE OF MONEY & PROP	**$ 2,793**	**$ 875**	**$**	**$**
TOTAL ARRA ROADS			**$ 7,180,046**	**$ 1,402,758**	**$**	**$**
ARRA ENERGY STIMULUS GRANT						
	INTERGOVERNMENTAL REVENUES					
		FEDERAL				
		4175 FEDERAL ARRA (STIMULUS)	$ 1,224,999	$ 2,312,521	$	$
		TOTAL FEDERAL	**$ 1,224,999**	**$ 2,312,521**	**$**	**$**
		TOTAL INTERGOVERNMENTAL REVENUES	**$ 1,224,999**	**$ 2,312,521**	**$**	**$**
	REV FROM USE OF MONEY & PROP					
		3605 INTEREST ON BANK DEP & INVEST	$ 538	$ 7,200	$	$
		TOTAL REV FROM USE OF MONEY & PROP	**$ 538**	**$ 7,200**	**$**	**$**
TOTAL ARRA ENERGY STIMULUS GRANT			**$ 1,225,537**	**$ 2,319,721**	**$**	**$**
CAL-MMET ARRA JAG GRANT						
	INTERGOVERNMENTAL REVENUES					
		FEDERAL				
		4175 FEDERAL ARRA (STIMULUS)	$ 80,228	$ 137,784	$ 7,021	$ 7,021
		TOTAL FEDERAL	**$ 80,228**	**$ 137,784**	**$ 7,021**	**$ 7,021**
		TOTAL INTERGOVERNMENTAL REVENUES	**$ 80,228**	**$ 137,784**	**$ 7,021**	**$ 7,021**
	REV FROM USE OF MONEY & PROP					
		3605 INTEREST ON BANK DEP & INVEST	$ 04	$ 56	$ 20	$ 20
		TOTAL REV FROM USE OF MONEY & PROP	**$ 04**	**$ 56**	**$ 20**	**$ 20**
TOTAL CAL-MMET ARRA JAG GRANT			**$ 80,232**	**$ 137,840**	**$ 7,041**	**$ 7,041**
TOTAL SPECIAL REVENUE FUNDS FINANCING SOURCES			**$ 815,780,922**	**$ 892,603,479**	**$ 982,252,411**	**$ 982,252,411**

State Controller Schedules County Budget Act January 2010	COUNTY OF KERN Detail of Additional Financing Sources by Fund and Account Governmental Funds Fiscal Year 2012-13	Schedule 6

Fund Name	Financing Source Category	Financing Source Account	Actual 2010-11	Actual 2011-12	CAO Recommended 2012-13	Adopted by the Board of Supervisors 2012-13
1	2	3	4	5	6	7
CAPITAL PROJECT FUNDS						
ACO-GENERAL						
	REV FROM USE OF MONEY & PROP					
	3605	INTEREST ON BANK DEP & INVEST	$ 46,903	$ 56,508	$ 50,000	$ 50,000
	3615	INTEREST FROM OTHER SOURCES	162,924	89,398	92,023	92,023
		TOTAL REV FROM USE OF MONEY & PROP	**$ 209,827**	**$ 145,906**	**$ 142,023**	**$ 142,023**
TOTAL ACO-GENERAL			**$ 209,827**	**$ 145,906**	**$ 142,023**	**$ 142,023**
ACO-STRUCTURAL FIRE						
	REV FROM USE OF MONEY & PROP					
	3605	INTEREST ON BANK DEP & INVEST	$ 2,847	$ 2,194	$ 2,800	$ 2,800
		TOTAL REV FROM USE OF MONEY & PROP	**$ 2,847**	**$ 2,194**	**$ 2,800**	**$ 2,800**
TOTAL ACO-STRUCTURAL FIRE			**$ 2,847**	**$ 2,194**	**$ 2,800**	**$ 2,800**
KHS EXCESS RESERVE/CAPITAL						
	OTHER FINANCING SOURCES					
	5520	CAPITAL CONTRIBUTIONS	$	$	$ 13,000,000	$ 13,000,000
		TOTAL REV FROM USE OF MONEY & PROP	**$**	**$**	**$ 13,000,000**	**$ 13,000,000**
TOTAL KHS EXCESS RESERVE/CAPITAL			**$**	**$**	**$ 13,000,000**	**$ 13,000,000**
SEVENTH STANDARD ROAD PROJ						
	INTERGOVERNMENTAL REVENUES					
	FEDERAL					
	4105	FEDERAL-AID FOR CONSTRUCTION	$ 1,635,021	$	$	
		TOTAL FEDERAL	**$ 1,635,021**	**$**	**$**	
	STATE					
	3925	STATE-AID FOR CONSTRUCTION	$ 1,239,999	$	$	

State Controller Schedules County Budget Act January 2010	COUNTY OF KERN Detail of Additional Financing Sources by Fund and Account Governmental Funds Fiscal Year 2012-13	Schedule 6

Fund Name	Financing Source Category	Financing Source Account	Actual 2010-11	Actual 2011-12	CAO Recommended 2012-13	Adopted by the Board of Supervisors 2012-13
1	2	3	4	5	6	7
		TOTAL STATE	**$ 1,239,999**	**$**	**$**	**$**
	TOTAL INTERGOVERNMENTAL REVENUES		**$ 2,875,020**	**$**	**$**	**$**
	MISCELLANEOUS REVENUES					
	5445	MISCELLANEOUS OTHER REVENUE	(597,466)			
	TOTAL MISCELLANEOUS REVENUES		**$ (597,466)**	**$**	**$**	**$**
	REV FROM USE OF MONEY & PROP					
	3605	INTEREST ON BANK DEP & INVEST	$ 32,426	$ 148,798	$	$
	TOTAL REV FROM USE OF MONEY & PROP		**$ 32,426**	**$ 148,798**	**$**	**$**
TOTAL SEVENTH STANDARD ROAD PROJ			**$ 2,309,980**	**$ 148,798**	**$**	**$**
WHEELER RIDGE OVERPASS						
	INTERGOVERNMENTAL REVENUES					
	FEDERAL					
	4105	FEDERAL-AID FOR CONSTRUCTION	$ 1,804,255	$	$	$
	TOTAL FEDERAL		**$ 1,804,255**	**$**	**$**	**$**
	TOTAL INTERGOVERNMENTAL REVENUES		**$ 1,804,255**	**$**	**$**	**$**
	MISCELLANEOUS REVENUES					
	5445	MISCELLANEOUS OTHER REVENUE	$ (1,525,509)	$	$	$
	TOTAL MISCELLANEOUS REVENUES		**$ (1,525,509)**	**$**	**$**	**$**
	REV FROM USE OF MONEY & PROP					
	3605	INTEREST ON BANK DEP & INVEST	$ 2,100	$ 1,536	$	$
	TOTAL REV FROM USE OF MONEY & PROP		**$ 2,100**	**$ 1,536**	**$**	**$**
TOTAL WHEELER RIDGE OVERPASS			**$ 280,846**	**$ 1,536**	**$**	**$**
7TH STANDARD WIDENING PROJECT						
	INTERGOVERNMENTAL REVENUES					
	FEDERAL					

State Controller Schedules
County Budget Act
January 2010

COUNTY OF KERN
Detail of Additional Financing Sources by Fund and Account
Governmental Funds
Fiscal Year 2012-13

Schedule 6

Fund Name	Financing Source Category	Financing Source Account	Actual 2010-11	Actual 2011-12	CAO Recommended 2012-13	Adopted by the Board of Supervisors 2012-13
1	2	3	4	5	6	7
		4105 FEDERAL-AID FOR CONSTRUCTION	$ 8,114,944	$ 404,820	$	$
		TOTAL FEDERAL	**$ 8,114,944**	**$ 404,820**	**$**	**$**
		STATE				
		3925 STATE-AID FOR CONSTRUCTION	$ 3,217,885	$	$	$
		TOTAL STATE	**$ 3,217,885**	**$**	**$**	**$**
	TOTAL INTERGOVERNMENTAL REVENUES		**$ 11,332,829**	**$ 404,820**	**$**	**$**
	MISCELLANEOUS REVENUES					
		5445 MISCELLANEOUS OTHER REVENUE	$ 500	$ 235,412	$	$
	TOTAL MISCELLANEOUS REVENUES		**$ 500**	**$ 235,412**	**$**	**$**
	OTHER FINANCING SOURCES					
		5497 OFS/OPERATING TRANSFER IN	$ 5,100,859	$ 3,250,147	$	$
	TOTAL OTHER FINANCING SOURCES		**$ 5,100,859**	**$ 3,250,147**	**$**	**$**
	REV FROM USE OF MONEY & PROP					
		3605 INTEREST ON BANK DEP & INVEST	$ 41,007	$ 62,974	$	$
	TOTAL REV FROM USE OF MONEY & PROP		**$ 41,007**	**$ 62,974**	**$**	**$**
TOTAL 7TH STANDARD WIDENING PROJECT			**$ 16,475,195**	**$ 3,953,353**	**$**	**$**
2009 COP CAPITAL PROJECTS						
	MISCELLANEOUS REVENUES					
		5447 OTHER OPERATING REVENUE	$ 24,340,789	$ 14,977,225	$	$
	TOTAL MISCELLANEOUS REVENUES		**$ 24,340,789**	**$ 14,977,225**	**$**	**$**
	OTHER FINANCING SOURCES					
		5497 OFS/OPERATING TRANSFER IN	$	$	$ 1,600,000	$ 1,600,000
	TOTAL OTHER FINANCING SOURCES		**$**	**$**	**$ 1,600,000**	**$ 1,600,000**
	REV FROM USE OF MONEY & PROP					
		3605 INTEREST ON BANK DEP & INVEST	$ 33,043	$ 17,946	$	$
	TOTAL REV FROM USE OF MONEY & PROP		**$ 33,043**	**$ 17,946**	**$**	**$**

State Controller Schedules County Budget Act January 2010	COUNTY OF KERN Detail of Additional Financing Sources by Fund and Account Governmental Funds Fiscal Year 2012-13	Schedule 6

Fund Name	Financing Source Category	Financing Source Account	Actual 2010-11	Actual 2011-12	CAO Recommended 2012-13	Adopted by the Board of Supervisors 2012-13
1	2	3	4	5	6	7
TOTAL 2009 COP CAPITAL PROJECTS			**$ 24,373,832**	**$ 14,995,171**	**$ 1,600,000**	**$ 1,600,000**
HAGEMAN ROAD SOG FUND						
	INTERGOVERNMENTAL REVENUES					
	STATE					
	3925	STATE-AID FOR CONSTRUCTION	$ 1,571,934	$ 3,852,050	$	$
		TOTAL STATE	**$ 1,571,934**	**$ 3,852,050**	**$**	**$**
		TOTAL INTERGOVERNMENTAL REVENUES	**$ 1,571,934**	**$ 3,852,050**	**$**	**$**
	MISCELLANEOUS REVENUES					
	5445	MISCELLANEOUS OTHER REVENUE	$ 2,915	$	$	$
	5504	OFS/OPERATING TRANSFER-COP		4,827,880		
		TOTAL MISCELLANEOUS REVENUES	**$ 2,915**	**$ 4,827,880**	**$**	**$**
	OTHER FINANCING SOURCES					
	5497	OFS/OPERATING TRANSFER IN	$ 10,397,597	$	$	$
		TOTAL OTHER FINANCING SOURCES	**$ 10,397,597**	**$**	**$**	**$**
	REV FROM USE OF MONEY & PROP					
	3605	INTEREST ON BANK DEP & INVEST	$ 26,453	$ 34,961	$	$
		TOTAL REV FROM USE OF MONEY & PROP	**$ 26,453**	**$ 34,961**	**$**	**$**
TOTAL HAGEMAN ROAD SOG FUND			**$ 11,998,899**	**$ 8,714,891**	**$**	**$**
TOBACCO SECUR PROCEEDS-CP FUND						
	REV FROM USE OF MONEY & PROP					
	3607	INTEREST-TOBACCO ENDOWMENT	1,277,754	3,989,524	1,007,196	1,007,196
		TOTAL REV FROM USE OF MONEY & PROP	**$ 1,277,754**	**$ 3,989,524**	**$ 1,007,196**	**$ 1,007,196**
TOTAL TOBACCO SECUR PROCEEDS-CP FUND			**$ 1,277,754**	**$ 3,989,524**	**$ 1,007,196**	**$ 1,007,196**
TOTAL CAPITAL PROJECT FUNDS FINANCING SOURCES			**$ 56,929,180**	**$ 31,951,373**	**$ 15,752,019**	**$ 15,752,019**

State Controller
Schedules
County Budget Act
January 2010

COUNTY OF KERN
Detail of Additional Financing Sources by Fund and Account
Governmental Funds
Fiscal Year 2012-13

Schedule 6

Fund Name	Financing Source Category	Financing Source Account	Actual 2010-11	Actual 2011-12	CAO Recommended 2012-13	Adopted by the Board of Supervisors 2012-13
1	2	3	4	5	6	7
TOTAL ALL FUNDS			**$ 1,548,552,819**	**$ 1,610,592,148**	**$ 1,707,987,061**	**$ 1,708,619,259**
		Total All Funds Transferred To	SCH 5, COL 2	SCH 5, COL 3	SCH 5, COL 4	SCH 5, COL 5

State Controller Schedules County Budget Act January 2010	COUNTY OF KERN Summary of Financing Uses by Function and Fund Governmental Funds Fiscal Year 2012-13			Schedule 7
Description	Actual 2010-11	Actual 2011-12	CAO Recommended 2012-13	Adopted by the Board of Supervisors 2012-13
1	2	3	4	5
SUMMARIZATION BY FUNCTION				
GENERAL GOVERNMENT	$ 119,892,891	$ 110,834,294	$ 153,795,481	$ 153,795,481
PUBLIC PROTECTION	563,710,381	608,518,399	721,834,278	724,166,476
PUBLIC WAYS AND FACILITIES	123,713,593	86,116,166	94,732,145	94,732,145
HEALTH AND SANITATION	222,908,562	243,008,086	291,577,253	292,367,253
PUBLIC ASSISTANCE	456,097,649	462,749,327	505,753,829	505,753,829
EDUCATION	8,871,976	7,914,718	8,081,056	8,081,056
RECREATION AND CULTURAL SERVICES	12,099,362	12,092,540	13,343,083	13,343,083
DEBT SERVICE	3,928,182	14,589,441	15,193,400	15,193,400
TOTAL FINANCING USES BY FUNCTION	**$ 1,511,222,596**	**$ 1,545,822,971**	**$ 1,804,310,525**	**$ 1,807,432,723**
APPROPRIATION FOR CONTIGENCIES				
00001 GENERAL	$	$	$ 9,267,191	$ 6,777,191
00120 BUILDING INSPECTION			544,405	544,405
00141 MENTAL HEALTH FUND			6,458,319	6,458,319
00145 AGING AND ADULT SERVICES			719,123	719,123
TOTAL APPROPRIATION FOR CONTINGENCIES	**$**	**$**	**$ 16,989,038**	**$ 14,499,038**
SUBTOTAL FINANCING USES	**$ 1,511,222,596**	**$ 1,545,822,971**	**$ 1,821,299,563**	**$ 1,821,931,761**
PROVISIONS FOR OBLIGATED FUND BALANCES				
00001 GENERAL	$	$	$ 20,573,829	$ 20,573,829
00264 TAX LOSS RESERVE			2,317,345	2,317,345
00011 STRUCTURAL FIRE			3,330,000	3,330,000
00120 BUILDING INSPECTION			5,412,409	5,412,409
00160 WILDLIFE RESOURCES			11,563	11,563
00161 TIMBER HARVEST FUND			68,510	68,510
00170 OFF HWY MV LIC			156,747	156,747
00173 PL LOC DRN-ORNGW			6,464	6,464
00176 PL LOC DRN-OILDL			3,409	3,409

State Controller Schedules County Budget Act January 2010	COUNTY OF KERN Summary of Financing Uses by Function and Fund Governmental Funds Fiscal Year 2012-13			Schedule 7
Description	Actual 2010-11	Actual 2011-12	CAO Recommended 2012-13	Adopted by the Board of Supervisors 2012-13
1	2	3	4	5
00177 RANGE IMP SEC 3			2,134	2,134
00179 PROBATION TRN FD			16,005	16,005
00182 SHER FAC TRNG FD			42,918	42,918
00183 KERN CO DEPT OF CHILD SUPPORT			296,627	296,627
00186 JUV JUST FAC TEMP CONST			303	303
00190 DOMESTIC VIOL PG			34,466	34,466
00194 RECORDER`S SSN TRUNCATION			175,915	175,915
00196 ALCOHOL ABUSE EDUCATION/PREV			14,745	14,745
00197 DRUG PROGRAM FUND			15,313	15,313
00199 MICROGRAPHIC-RCD			72,261	72,261
22010 COUNTY LOCAL REVENUE FUND 2011			2,511,843	2,511,843
22021 ANIMAL CARE DONATIONS			39,750	39,750
22023 ANIMAL CARE			152	152
22027 STERILIZATION FUND			19,120	19,120
22036 BOARD OF TRADE-ADVERTISING			85,342	85,342
22045 CO-WIDE CRIME PREV. P.C.1202.5			705	705
22064 D.A.-LOCAL FORFEITURE TRUST			252,274	252,274
22066 SOLID WASTE-LEA GRANT			244	244
22069 PUBLIC HEALTH MISCELLANEOUS			12,692	12,692
22086 MHSA PRUDENT RESERVE			5,913,303	5,913,303
22087 CRIMINALISTICS LABORATORIES			105,966	105,966
22098 PROBATION ASSET FORFEITURE			5,512	5,512
22121 TRUCK 21 REPLACEMENT			28	28
22122 FIXED WING AIRCRAFT			37,548	37,548
22123 VEHICLE/APPARATUS			79,689	79,689
22125 HAZARDOUS WASTE SETTLEMNTS			345,689	345,689
22126 SHERIFF`S-RURAL CRIME			1	1
22128 SHERIFF`S CIVIL SUBPOENAS			8,700	8,700
22132 SHERIFF`S TRAINING			21,814	21,814
22137 SHERIFF-STATE FORFEITURE			30,330	30,330
22138 SHERIFF`S CIVIL AUTOMATED			200,314	200,314

State Controller Schedules County Budget Act January 2010	COUNTY OF KERN Summary of Financing Uses by Function and Fund Governmental Funds Fiscal Year 2012-13			Schedule 7
Description	Actual 2010-11	Actual 2011-12	CAO Recommended 2012-13	Adopted by the Board of Supervisors 2012-13
1	2	3	4	5
22141 SHERIFF-JUDGEMENT DEBTORS FEE			940	940
22142 SHERIFF`S COMM RESOURCES			5,257	5,257
22153 BKFD PLANNED SEWER #1			411,065	411,065
22158 BKFD PLANNED SEWER #2			1,123	1,123
22160 SHERIFF`S CAL-MMET			74	74
22162 CAL-MMET-STATE ASSET FORFEIT			121,358	121,358
22163 HIGH TECH EQUIPMENT			15	15
22164 BKFD PLANNED SEWER #3			11	11
22166 BKFD PLANNED SEWER #4			2,160	2,160
22167 BKFD PLANNED SEWER #5			8,266	8,266
22173 CO PLANNED SEWER AREA A			157	157
22177 CO PLANNED SEWER AREA B			5	5
22184 CSA #71 SEPTIC ABANDONMENT			49,178	49,178
22185 WRAPAROUND SAVINGS			530,079	530,079
22188 FIREWORKS VIOLATIONS			24,410	24,410
22190 COMM CORR PERFORM INCENT FUND			14,851	14,851
24024 DA FAMILY - EXCESS REVENUE			2,800	2,800
24028 D.A.-FEDERAL FORFEITURE			53,154	53,154
24038 DA-COURT ORDERED PENALTIES			126,307	126,307
24039 HOPST PREPAREDNESS PRGM GRANT			206	206
24043 STATE FIRE			309,096	309,096
24044 FIRE-HAZARD REDUCTION			238,665	238,665
24047 FIRE-HELICOPTER OPERATIONS			57,067	57,067
24057 INMATE WELF-SHER CORRECTION FC			97,252	97,252
24060 JUVENILE INMATE WELFARE			38,314	38,314
24066 KERN CO CHILDREN`S			145,205	145,205
24067 KERN CO LIBRARY TRUST FUND			178,765	178,765
24089 METRO BFLD TRANSPORT IMP FEE			417,020	417,020
24091 ROSAMOND TRANSPORT IMP FEE			103,319	103,319
24095 BAKERSFIELD MITIGATION			416,087	416,087
24105 JAMISON CENTER			20,526	20,526

State Controller Schedules County Budget Act January 2010	COUNTY OF KERN Summary of Financing Uses by Function and Fund Governmental Funds Fiscal Year 2012-13	Schedule 7

Description	Actual 2010-11	Actual 2011-12	CAO Recommended 2012-13	Adopted by the Board of Supervisors 2012-13
1	2	3	4	5
24125 STRONG MOT INSTRUMENTATION			192,073	192,073
24137 VITAL & HEALTH STAT-HEALTH DPT			7,688	7,688
24138 VITAL & HEALTH STAT-RECORDER			116,603	116,603
24139 VITAL & HEALTH STAT-CO. CLERK			60	60
24300 OILDALE REVITALIZATION FUND			8,420	8,420
26000 ARRA AGING & ADULT (STIMULUS)			4	4
26006 ARRA ENERGY STIMULUS GRANT			8,041	8,041
00004 ACO-GENERAL			1,078,902	1,078,902
00012 ACO-STRUCTURAL FIRE			1,593	1,593
00155 SEVENTH STANDARD ROAD PROJ			128,796	128,796
00211 KHS EXCESS RESERVES/CAPITAL			13,000,000	13,000,000
00220 7TH STANDARD WIDENING PROJECT			38,973	38,973
00221 2009 COP CAPITAL PROJECTS			17,947	17,947
00222 HAGEMAN ROAD SOG FUND			14,960	14,960
TOTAL OBLIGATED FUND BALANCES	**$**	**$**	**$ 60,208,771**	**$ 60,208,771**
TOTAL FINANCING USES	**$ 1,511,222,596**	**$ 1,545,822,971**	**$ 1,881,508,334**	**$ 1,882,140,532**
SUMMARIZATION BY FUND				
00001 GENERAL	$ 663,198,017	$ 628,141,586	$ 766,400,353	$ 767,032,551
00004 ACO-GENERAL			1,078,902	1,078,902
00007 ROAD	51,418,851	50,749,728	77,662,131	77,662,131
00011 STRUCTURAL FIRE	124,828,970	127,263,846	142,890,378	142,890,378
00012 ACO-STRUCTURAL FIRE			1,593	1,593
00120 BUILDING INSPECTION	4,345,529	4,577,032	12,964,009	12,964,009
00130 DEPT OF HUMAN SERVICES-ADMIN.	154,544,404	147,680,793	176,976,054	176,976,054
00140 HUMAN SERVICES-DIRECT FIN AID	210,410,093	199,974,474	207,453,256	207,453,256
00141 MENTAL HEALTH FUND	98,233,918	107,060,352	128,116,357	128,116,357
00145 AGING AND ADULT SERVICES	12,216,073	11,065,086	13,445,772	13,445,772
00155 SEVENTH STANDARD ROAD PROJ	2,314,006	35,095	128,796	128,796
00156 WHEELER RIDGE OVERPASS	318,706			

State Controller Schedules County Budget Act January 2010	COUNTY OF KERN Summary of Financing Uses by Function and Fund Governmental Funds Fiscal Year 2012-13			Schedule 7
Description	Actual 2010-11	Actual 2011-12	CAO Recommended 2012-13	Adopted by the Board of Supervisors 2012-13
1	2	3	4	5
00160 WILDLIFE RESOURCES	8,409	7,706	16,563	16,563
00161 TIMBER HARVEST FUND			68,510	68,510
00163 PROBATION DJJ REALIGNMENT FUND	3,147,546	2,669,850	3,137,055	3,137,055
00164 REAL ESTATE FRAUD	100,000	236,500	310,000	310,000
00165 LITTER CLEAN UP	5,000	3,517	6,048	6,048
00170 OFF HWY MV LIC	73,000	(12,030)	227,747	227,747
00171 PL LOC DRN-SHAL			7,000	7,000
00172 PL LOC DRN-BRUND			70,000	70,000
00173 PL LOC DRN-ORNGW			621,464	621,464
00174 PL LOC DRN-BRECK			27,500	27,500
00175 RANGE IMP SEC 15	5,750	5,750	29,546	29,546
00176 PL LOC DRN-OILDL			78,409	78,409
00177 RANGE IMP SEC 3	2,000	1,000	35,804	35,804
00178 INFORMATIONAL KIOSK FUND	6,420			
00179 PROBATION TRN FD	218,000	222,560	264,393	264,393
00180 DNA IDENTIFICATION	461,120	488,120	973,000	973,000
00181 LOCAL PUBLIC SAFETY	51,918,793	54,225,367	68,921,472	68,921,472
00182 SHER FAC TRNG FD	215,000	215,000	257,918	257,918
00183 KERN CO DEPT OF CHILD SUPPORT	21,877,286	22,070,958	22,357,023	22,357,023
00184 AUTOMATED FINGERPRINT FUND	448,453	430,649	704,500	704,500
00186 JUV JUST FAC TEMP CONST			303	303
00187 EMERGENCY MEDICAL SERVICES FND	1,544,419	2,105,542	1,612,485	1,612,485
00188 AUTOMATED CO WARRANT SYSTEM	67,000	90,000	100,000	100,000
00190 DOMESTIC VIOL PG	200,000	200,000	154,466	154,466
00191 CRIMINAL JUS FACILITIES CONST	2,665,132	3,300,000	3,300,000	3,300,000
00192 RECORDER		2,867,742	4,677,605	4,677,605
00193 COURTHOUSE CONSTRUCTION FUND	436,671			
00194 RECORDER`S SSN TRUNCATION	128,965	34,731	237,447	237,447
00195 ALCOHOLISM PROG	191,800	191,800	169,706	169,706
00196 ALCOHOL ABUSE EDUCATION/PREV	78,000	78,000	114,839	114,839
00197 DRUG PROGRAM FUND	22,000	22,000	37,313	37,313

State Controller Schedules County Budget Act January 2010	COUNTY OF KERN Summary of Financing Uses by Function and Fund Governmental Funds Fiscal Year 2012-13			Schedule 7
Description	Actual 2010-11	Actual 2011-12	CAO Recommended 2012-13	Adopted by the Board of Supervisors 2012-13
1	2	3	4	5
00198 RECORDERS MODERNIZATION FUND	599,336	259,636	2,643,733	2,643,733
00199 MICROGRAPHIC-RCD	132,031	97,925	231,452	231,452
00211 KHS EXCESS RESERVES/CAPITAL			13,000,000	13,000,000
00220 7TH STANDARD WIDENING PROJECT	17,528,700	2,370,416	38,973	38,973
00221 2009 COP CAPITAL PROJECTS	25,307,842	15,183,466	1,617,947	1,617,947
00222 HAGEMAN ROAD SOG FUND	14,612,535	14,012,139	14,960	14,960
00235 TOBACCO SECUR PROCEEDS-CP FUND	1,250,000	2,616,551	2,600,000	2,600,000
00264 TAX LOSS RESERVE	3,000,000	4,000,000	6,317,345	6,317,345
00266 REDEMPTION SYSTEMS		521,618	289,120	289,120
00270 ABATEMENT COST	127,163	81,844	159,656	159,656
22010 COUNTY LOCAL REVENUE FUND 2011		99,946,711	152,232,873	152,232,873
22020 A-C FARM ADV AGRI RESEARCH	12,934	614		
22021 ANIMAL CARE DONATIONS		15,751	109,750	109,750
22023 ANIMAL CARE		42,140	20,152	20,152
22024 ANIMAL CNTRL-FELINE CARCASSES		23,881	11,147	11,147
22027 STERILIZATION FUND		17,490	67,120	67,120
22036 BOARD OF TRADE-ADVERTISING	55,000	43,000	155,782	155,782
22042 GENERAL PLAN ADMIN SURCHARGE	349,090	31,624	831,712	831,712
22045 CO-WIDE CRIME PREV. P.C.1202.5			705	705
22064 D.A.-LOCAL FORFEITURE TRUST	300,000		552,274	552,274
22066 SOLID WASTE-LEA GRANT		29,896	30,244	30,244
22067 HEALTH-LOCAL OPTION		11,450	30,000	30,000
22068 HLTH-STATE L.U.S.T. PROG			170,826	170,826
22069 PUBLIC HEALTH MISCELLANEOUS	74,437	71,397	17,094	17,094
22072 HEALTH-FAX DEATH CERTIFICATES	1,578			
22073 HEALTH-MAA/TCM	42,336	69,175	100,000	100,000
22074 H1N1 PUB HLTH EMERG RESP FUNDS	257,179	3,329		
22076 CHILD RESTRAINT LOANER PRG	6,887	4,940	108,845	108,845
22079 D. A. EQUIPMENT/AUTOMATION			400,000	400,000
22082 KCIRT	2,000		1,200	1,200
22085 MENTAL HEALTH SERVICES ACT	20,074,555	23,904,833	32,231,725	32,231,725

State Controller Schedules County Budget Act January 2010	COUNTY OF KERN Summary of Financing Uses by Function and Fund Governmental Funds Fiscal Year 2012-13			Schedule 7
Description	Actual 2010-11	Actual 2011-12	CAO Recommended 2012-13	Adopted by the Board of Supervisors 2012-13
1	2	3	4	5
22086 MHSA PRUDENT RESERVE		500,000	5,913,303	5,913,303
22087 CRIMINALISTICS LABORATORIES			235,966	235,966
22098 PROBATION ASSET FORFEITURE	2,000		6,512	6,512
22116 HEALTH-NNFP	106,898	100,000	2,260	2,260
22121 TRUCK 21 REPLACEMENT	850,000		28	28
22122 FIXED WING AIRCRAFT	179,161	150,000	199,548	199,548
22123 VEHICLE/APPARATUS	15,000		79,689	79,689
22125 HAZARDOUS WASTE SETTLEMNTS	104,100	14,974	359,959	359,959
22126 SHERIFF`S-RURAL CRIME			1	1
22127 SHERIFF`S CAL-ID	126,140	596,356	1,146,829	1,146,829
22128 SHERIFF`S CIVIL SUBPOENAS			8,700	8,700
22131 SHERIFF`S DRUG ABUSE GANG DIVR		40,000	40,000	40,000
22132 SHERIFF`S TRAINING	120,000	190,000	161,814	161,814
22133 SHERIFF-WORK RELEASE	400,000	650,000	650,000	650,000
22137 SHERIFF-STATE FORFEITURE	11,283	2,705	42,330	42,330
22138 SHERIFF`S CIVIL AUTOMATED	115,750	35,170	300,314	300,314
22141 SHERIFF-JUDGEMENT DEBTORS FEE	408,061	100,000	189,940	189,940
22142 SHERIFF`S COMM RESOURCES	10,309	13,950	21,257	21,257
22143 SHERIFF`S VOLUNTEER SERV GRP	3,450	5,000	25,000	25,000
22144 SHER-CONTROLLED SUBTANCE	64,915	34,600	416,000	416,000
22153 BKFD PLANNED SEWER #1	68	34	1,086,265	1,086,265
22156 DIVCA LOCAL FRANCHISE FEE	24,204	2,880	529,576	529,576
22158 BKFD PLANNED SEWER #2			201,123	201,123
22160 SHERIFF`S CAL-MMET			74	74
22162 CAL-MMET-STATE ASSET FORFEIT	166,971		121,358	121,358
22163 HIGH TECH EQUIPMENT			15	15
22164 BKFD PLANNED SEWER #3			2,511	2,511
22166 BKFD PLANNED SEWER #4			62,160	62,160
22167 BKFD PLANNED SEWER #5			68,266	68,266
22173 CO PLANNED SEWER AREA A		15	15,797	15,797
22176 HEALTH-BIO TERRORISM GRANT	911,512	685,749	865,014	865,014

State Controller Schedules County Budget Act January 2010	COUNTY OF KERN Summary of Financing Uses by Function and Fund Governmental Funds Fiscal Year 2012-13			Schedule 7
Description	Actual 2010-11	Actual 2011-12	CAO Recommended 2012-13	Adopted by the Board of Supervisors 2012-13
1	2	3	4	5
22177 CO PLANNED SEWER AREA B			1,205	1,205
22184 CSA #71 SEPTIC ABANDONMENT		80	699,228	699,228
22185 WRAPAROUND SAVINGS	1,550,258	543,822	1,730,079	1,730,079
22187 RECORDERS ELECTRONIC RECORDING	100,299	114,938	237,053	237,053
22188 FIREWORKS VIOLATIONS	24,824	7,034	49,410	49,410
22190 COMM CORR PERFORM INCENT FUND		954,659	14,851	14,851
24024 DA FAMILY - EXCESS REVENUE	15,164		2,800	2,800
24028 D.A.-FEDERAL FORFEITURE			53,154	53,154
24038 DA-COURT ORDERED PENALTIES			376,307	376,307
24039 HOPST PREPAREDNESS PRGM GRANT		292,469	394,312	394,312
24041 EMS WEEK - DONATIONS	126	500	500	500
24042 FIRE DEPT DONATIONS			10,000	10,000
24043 STATE FIRE		504,000	369,096	369,096
24044 FIRE-HAZARD REDUCTION		500,000	1,177,465	1,177,465
24047 FIRE-HELICOPTER OPERATIONS	745,000	1,200,000	818,017	818,017
24057 INMATE WELF-SHER CORRECTION FC	2,855,107	3,316,683	3,580,812	3,580,812
24060 JUVENILE INMATE WELFARE	50,000		63,314	63,314
24066 KERN CO CHILDREN`S	187,520	201,385	644,439	644,439
24067 KERN CO LIBRARY TRUST FUND	201,000	172,133	217,582	217,582
24088 CORE AREA METRO BFLD IMP FEE			2,125,000	2,125,000
24089 METRO BFLD TRANSPORT IMP FEE		180,834	4,517,020	4,517,020
24091 ROSAMOND TRANSPORT IMP FEE		333,266	103,319	103,319
24094 SOLID WASTE ENFORCEMENT	200,000	207,034	373,393	373,393
24095 BAKERSFIELD MITIGATION			416,087	416,087
24097 TEH TRANSP IMPACT FEE NON-CORE	78,000			
24105 JAMISON CENTER	5,514	4,351	120,526	120,526
24125 STRONG MOT INSTRUMENTATION	221,745	191,885	447,073	447,073
24126 TOBACCO EDUCATION CONTROL PROG	195,540	177,864	150,000	150,000
24137 VITAL & HEALTH STAT-HEALTH DPT	59,500	46,053	65,890	65,890
24138 VITAL & HEALTH STAT-RECORDER	126,408	63,445	174,103	174,103
24139 VITAL & HEALTH STAT-CO. CLERK	1,200	1,200	2,302	2,302

State Controller Schedules
County Budget Act
January 2010

COUNTY OF KERN
Summary of Financing Uses by Function and Fund
Governmental Funds
Fiscal Year 2012-13

Schedule 7

Description	Actual 2010-11	Actual 2011-12	CAO Recommended 2012-13	Adopted by the Board of Supervisors 2012-13
1	2	3	4	5
24300 OILDALE REVITALIZATION FUND			8,420	8,420
25120 PARCEL MAP IN-LIEU FEES	67,419	281,641	178,530	178,530
26000 ARRA AGING & ADULT (STIMULUS)			4	4
26001 ARRA JUSTICE ASSISTANCE		173,839		
26004 KC ARRA ETR	2,601,776			
26005 ARRA ROADS	7,180,047	1,402,754		
26006 ARRA ENERGY STIMULUS GRANT	1,673,051	2,329,249	8,041	8,041
26008 CAL-MMET ARRA JAG GRANT	80,232	137,840	7,041	7,041
40390 REXLAND ACRES SEWER PROJECT	110			
TOTAL FINANCING USES	**$ 1,511,222,596**	**$ 1,545,822,971**	**$ 1,881,508,334**	**$ 1,882,140,532**
Total Financing Uses by Function Transferred From	SCH 8, COL 2	SCH 8, COL 3	SCH 8, COL 4	SCH 8, COL 5
Total Financing Uses Transferred To				SCH 2, COL 8
Subtotal Financing Uses Ties To				SCH 2, COL 6
Total Reserves and Designations Transferred To				SCH 2, COL 7
Summarization Totals Must Equal				TOTAL FIN USES = TOTAL FIN USES

State Controller Schedules
County Budget Act
January 2010

COUNTY OF KERN
Detail of Financing Uses by Function, Activity and Budget Unit
Governmental Funds
Fiscal Year 2012-13

Schedule 8

Function, Activity and Budget Unit	Actual 2010-11	Actual 2011-12	CAO Recommended 2012-13	Adopted by the Board of Supervisors 2012-13
1	2	3	4	5
GENERAL				
LEGISLATIVE & ADMINISTRATIVE				
1011 BOARD OF SUPERVISORS-DIST #1	$ 440,643	$ 455,764	$ 586,428	$ 586,428
1012 BOARD OF SUPERVISORS-DIST #2	487,827	504,862	571,558	571,558
1013 BOARD OF SUPERVISORS-DIST #3	487,385	493,841	560,188	560,188
1014 BOARD OF SUPERVISORS-DIST #4	493,996	413,637	604,669	604,669
1015 BOARD OF SUPERVISORS-DIST #5	464,200	388,975	554,961	554,961
1020 ADMINISTRATIVE OFFICE	2,360,583	2,516,473	3,963,661	3,963,661
1030 CLERK OF BOARD OF SUPERVISORS	772,737	760,496	822,065	822,065
1040 SPECIAL SERVICES	4,094,159	2,918,834	5,660,290	5,660,290
TOTAL LEGISLATIVE & ADMINISTRATIVE	**$ 9,601,530**	**$ 8,452,882**	**$ 13,323,820**	**$ 13,323,820**
FINANCE				
1110 AUDITOR-CONTROLLER	$ 5,172,889	$ 5,283,499	$ 6,227,162	$ 6,227,162
1113 TAX LOSS RESERVE	3,000,000	4,000,000	4,000,000	4,000,000
1116 CONTRIB TO FISCAL STABILITY	18,000,000			
1120 TREASURER-TAX COLLECTOR	5,161,278	4,960,503	5,648,010	5,648,010
1121 REDEMPTION SYSTEMS FUND		521,618	289,120	289,120
1130 ASSESSOR	10,037,337	10,394,740	10,739,717	10,739,717
TOTAL FINANCE	**$ 41,371,504**	**$ 25,160,360**	**$ 26,904,009**	**$ 26,904,009**
OTHER GENERAL				
1160 INFORMATION TECHNOLOGY SERVICE	$ 10,139,492	$ 9,836,240	$ 10,855,261	$ 10,855,261
1900 ENGINEERING & SURVEY SERVICES	4,952,440	4,707,106	5,275,481	5,275,481
1910 RISK MANAGEMENT	5,263,186	4,965,069	4,408,957	4,408,957
TOTAL OTHER GENERAL	**$ 20,355,118**	**$ 19,508,415**	**$ 20,539,699**	**$ 20,539,699**
COUNSEL				
1210 COUNTY COUNSEL	$ 7,499,042	$ 7,111,332	$ 10,381,312	$ 10,381,312
TOTAL COUNSEL	**$ 7,499,042**	**$ 7,111,332**	**$ 10,381,312**	**$ 10,381,312**
PERSONNEL				
1310 PERSONNEL	$ 2,088,792	$ 2,131,783	$ 2,376,818	$ 2,376,818
TOTAL PERSONNEL	**$ 2,088,792**	**$ 2,131,783**	**$ 2,376,818**	**$ 2,376,818**
ELECTIONS				

State Controller Schedules
County Budget Act
January 2010

COUNTY OF KERN
Detail of Financing Uses by Function, Activity and Budget Unit
Governmental Funds
Fiscal Year 2012-13

Schedule 8

Function, Activity and Budget Unit	Actual 2010-11	Actual 2011-12	CAO Recommended 2012-13	Adopted by the Board of Supervisors 2012-13
1	2	3	4	5
1420 ELECTIONS	$ 3,555,884	$ 3,130,583	$ 3,830,420	$ 3,830,420
TOTAL ELECTIONS	**$ 3,555,884**	**$ 3,130,583**	**$ 3,830,420**	**$ 3,830,420**
PROPERTY MANAGEMENT				
1610 GENERAL SERVICES	$ 10,069,091	$ 10,017,497	$ 11,574,944	$ 11,574,944
1611 DIVCA LCL FRANCHISE FEE	24,204	2,880	529,576	529,576
1612 ARRA ENERGY STIMULUS GRANT	1,673,051	2,329,249		
1615 UTILITY PAYMENTS	7,149,666	7,766,119	8,349,429	8,349,429
1640 CONSTRUCTION SERV-DIV GEN SERV	1,050,436	1,243,172	1,875,891	1,875,891
1650 GEN SERV-MAJOR MAINT-GENERAL	2,815,753	3,646,954	20,961,475	20,961,475
TOTAL PROPERTY MANAGEMENT	**$ 22,782,201**	**$ 25,005,871**	**$ 43,291,315**	**$ 43,291,315**
PROMOTION				
1812 BOARD OF TRADE	$ 729,992	$ 583,119	$ 750,028	$ 750,028
1813 INFORMATIONAL KIOSKS	6,420			
1814 BOARD OF TRADE-ADVERTISING TRS	55,000	43,000	70,440	70,440
TOTAL PROMOTION	**$ 791,412**	**$ 626,119**	**$ 820,468**	**$ 820,468**
PLANT ACQUISITION				
1947 TOBACCO ENDOWMENT INTEREST	$ 1,250,000	$ 1,000,000	$ 1,000,000	$ 1,000,000
1948 ACO-GENERAL				
1950 BKFD PLANNED SEWER #1 TRUST	68	34	675,200	675,200
1951 BKFD PLANNED SEWER #2 TRUST			200,000	200,000
1952 BKFD PLANNED SEWER #3 TRUST			2,500	2,500
1953 BKFD PLANNED SEWER #4 TRUST			60,000	60,000
1954 BKFD PLANNED SEWER #5 TRUST			60,000	60,000
1956 CO PLANNED SEWER AREA A TRUST		15	15,640	15,640
1957 CO PLANNED SEWER AREA B TRUST			1,200	1,200
1958 CSA #71 SEPTIC ABANDONMENT TRS		80	650,050	650,050
1959 COURT TEMP CONST.	436,671			
1960 GENERAL SERVICES - CAPITAL PROJECTS	6,481,056	9,776,174	22,368,530	22,368,530
1961 ORANGEWD PLD			615,000	615,000
1962 PL LOC DRAN-SHAL			7,000	7,000
1963 PL LOC DRAN-BRUND			70,000	70,000

State Controller Schedules County Budget Act January 2010	COUNTY OF KERN Detail of Financing Uses by Function, Activity and Budget Unit Governmental Funds Fiscal Year 2012-13			Schedule 8
Function, Activity and Budget Unit	Actual 2010-11	Actual 2011-12	CAO Recommended 2012-13	Adopted by the Board of Supervisors 2012-13
1	2	3	4	5
1964 PL LOC DRAN-BRECK			27,500	27,500
1965 PLD OILDALE			75,000	75,000
1966 FACILITY PROJECTS	1,014,371	4,014,095	1,600,000	1,600,000
1968 CRIMINAL JUST FACILITY	2,665,132	3,300,000	3,300,000	3,300,000
1969 REXLAND ACRES SEWER AD 2006-1	110			
8235 TOBACCO SECUR PROCEEDS-CP FUND		1,616,551	1,600,000	1,600,000
TOTAL PLANT ACQUISITION	**$ 11,847,408**	**$ 19,706,949**	**$ 32,327,620**	**$ 32,327,620**
APPROPRIATION FR CONTINGENCIES				
1970 APPROPRIATION FR CONTINGENCIES	$	$	$ 9,267,191	$ 6,777,191
TOTAL APPROPRIATION FR CONTINGENCIES	**$**	**$**	**$ 9,267,191**	**$ 6,777,191**
TOTAL GENERAL	**$ 119,892,891**	**$ 110,834,294**	**$ 163,062,672**	**$ 160,572,672**
PUBLIC PROTECTION				
JUDICIAL				
2110 CONTRI-TRIAL COURT FUNDING	$ 15,772,291	$ 15,989,962	$ 16,500,000	$ 16,500,000
2111 DNA INDENTIFICATION FUND	461,120	488,120	973,000	973,000
2112 LOCAL PUBLIC SAFETY FUND	51,918,793	54,225,367	68,921,472	68,921,472
2113 AUTOMATED CO WARRANT SYSTEM	67,000	90,000	100,000	100,000
2114 DOMESTIC VIOLENCE FUND	200,000	200,000	120,000	120,000
2115 REAL ESTATE FRAUD	100,000	236,500	310,000	310,000
2116 COUNTY CLERK	431,127	331,043	529,025	529,025
2118 ARRA JUSTICE ASSISTANCE		173,839		
2160 GRAND JURY	229,900	237,579	303,000	303,000
2170 INDIGENT DEFENSE SERVICES	5,218,186	6,162,680	5,753,000	5,753,000
2180 DISTRICT ATTORNEY	27,618,368	28,340,675	31,529,130	31,529,130
2181 D.A.-LOCAL FORFEITURE TRUST	300,000		300,000	300,000
2182 D. A. EQUIPMENT/AUTOMATION			400,000	400,000
2183 KERN CO DEPT OF CHILD SUPPORT	21,877,286	22,070,958	22,060,396	22,060,396
2184 DA FAMILY - EXCESS REVENUE	15,164			
2185 CRIMINALISTICS LABORATORIES FD			130,000	130,000
2186 D.A.-FEDERAL FORFEITURE TRUST				

State Controller Schedules County Budget Act January 2010	COUNTY OF KERN Detail of Financing Uses by Function, Activity and Budget Unit Governmental Funds Fiscal Year 2012-13			Schedule 8
Function, Activity and Budget Unit	Actual 2010-11	Actual 2011-12	CAO Recommended 2012-13	Adopted by the Board of Supervisors 2012-13
1	2	3	4	5
2187 DA-COURT ORDERED PENALTIES			250,000	250,000
2190 PUBLIC DEFENDER	13,393,997	13,420,231	15,229,863	15,229,863
TOTAL JUDICIAL	**$ 137,603,232**	**$ 141,966,954**	**$ 163,408,886**	**$ 163,408,886**
POLICE PROTECTION				
2200 FORENSIC SCIENCES-DIV OF D.A.	$ 6,735,028	$ 6,515,982	$ 6,776,736	$ 6,776,736
2210 SHERIFF	179,231,647	181,901,845	202,198,783	202,198,783
2211 SHER FAC TRNG FUND	215,000	215,000	215,000	215,000
2212 AUTOMATED FINGERPRINT FUND	448,453	430,649	704,500	704,500
2214 SHERIFF'S CAL-ID TRUST FUND	126,140	596,356	1,146,829	1,146,829
2216 SHERIFF'S DRUG ABUSE GANG DIVR		40,000	40,000	40,000
2217 SHERIFF'S TRAINING TRUST FUND	120,000	190,000	140,000	140,000
2218 SHERIFF-WORK RELEASE TRUST	400,000	650,000	650,000	650,000
2219 SHERIFF-STATE FORFEITURE TRUST	11,283	2,705	12,000	12,000
2220 SHERIFF'S CIVIL AUTOMATED TRST	115,750	35,170	100,000	100,000
2222 SHERIFF-JUDGEMENT DEBTORS FEE	408,061	100,000	189,000	189,000
2223 SHERIFF'S COMM RESOURCES TRUST	10,309	13,950	16,000	16,000
2224 SHERIFF'S VOLUNTEER SERV GRP	3,450	5,000	25,000	25,000
2225 SHER-CONTROLLED SUBTANCE TRST	64,915	34,600	416,000	416,000
2227 HIDTA-STATE ASSET FORFEIT TRUS				
2228 CAL-MMET-STATE ASSET FOREIT	166,971			
2230 INMATE WELF-SHER CORRECTION FC	2,855,107	3,316,683	3,483,560	3,483,560
2231 INDIGENT BURIAL				
2232 CAL-MMET ARRA JAG GRANT	80,232	137,840	7,041	7,041
TOTAL POLICE PROTECTION	**$ 190,992,346**	**$ 194,185,780**	**$ 216,120,449**	**$ 216,120,449**
DETENTION & CORRECTION				
2300 COUNTY LOCAL REVENUE FUND 2011	$	$ 29,014,097	$ 55,600,946	$ 55,600,946
2340 PROBATION	63,187,406	64,619,638	79,135,198	80,835,198
2341 PROBATION TRAINING FUND	218,000	222,560	248,388	248,388
2342 PROBATION DJJ REALIGNMENT FUND	3,147,546	2,669,850	3,137,055	3,137,055
2343 PROBATION ASSET FORFEITURE TR	2,000		1,000	1,000
2344 JUVENILE INMATE WELFARE FUND	50,000		25,000	25,000

State Controller Schedules County Budget Act January 2010	COUNTY OF KERN Detail of Financing Uses by Function, Activity and Budget Unit Governmental Funds Fiscal Year 2012-13			Schedule 8
Function, Activity and Budget Unit	Actual 2010-11	Actual 2011-12	CAO Recommended 2012-13	Adopted by the Board of Supervisors 2012-13
1	2	3	4	5
2345 ARRA PROBATION EBM-JAG				
2346 COMM CORR PERFORMANCE-INCENTIVE		954,659		
TOTAL DETENTION & CORRECTION	**$ 66,604,952**	**$ 97,480,804**	**$ 138,147,587**	**$ 139,847,587**
FIRE PROTECTION				
2415 FIRE DEPARTMENT	$ 124,828,970	$ 127,263,846	$ 139,560,378	$ 139,560,378
2416 CONTRIBUTION FOR FIRE	13,108,507	14,881,078	21,381,078	21,381,078
2417 TRUCK 21 REPLACEMENT TRUST	850,000			
2418 FIXED WING AIRCRAFT TRUST	179,161	150,000	162,000	162,000
2419 VEHICLE/APPARATUS TRUST	15,000			
2420 FIREWORKS VIOLATIONS TRUST	24,824	7,034	25,000	25,000
2421 FIRE DEPT DONATIONS TRUST			10,000	10,000
2422 STATE FIRE TRUST FUND		504,000	60,000	60,000
2423 FIRE-HAZARD REDUCTION		500,000	938,800	938,800
2425 FIRE-HELICOPTER OPERATIONS	745,000	1,200,000	760,950	760,950
2426 MOBILE FIRE KITCHEN TRUST FUND				
TOTAL FIRE PROTECTION	**$ 139,751,462**	**$ 144,505,958**	**$ 162,898,206**	**$ 162,898,206**
PROTECTIVE INSPECTION				
2610 DEPT OF AG & MEASUR STANDARD	$ 6,259,845	$ 6,282,165	$ 6,882,797	$ 6,882,797
2620 CODE COMPLIANCE	1,139,306	1,272,514	1,798,693	1,798,693
2623 ABATEMENT COST	127,163	81,844	159,656	159,656
2625 BUILDING INSPECTION	4,345,529	4,577,032	7,551,600	7,551,600
2626 STRONG MOT INSTRUMENTATION TR	221,745	191,885	255,000	255,000
TOTAL PROTECTIVE INSPECTION	**$ 12,093,588**	**$ 12,405,440**	**$ 16,647,746**	**$ 16,647,746**
OTHER PROTECTION				
2700 RECORDER	$	$ 2,867,742	$ 4,677,605	$ 4,677,605
2705 RECORDER	2,587,695	204,152	360,918	360,918
2706 RECORDERS FEE FUND	599,336	259,636	2,643,733	2,643,733
2707 MICROGRAPHICS/RECORDER FUND	132,031	97,925	159,191	159,191
2708 RECORDER'S MODERNIZATION TRUST	100,299	114,938	237,053	237,053
2709 RECORDERS SSN TRUNCATION	128,965	34,731	61,532	61,532
2730 RESOURCE MANAGEMENT AGENCY-ADM	1,311,134	1,337,703	1,244,478	1,244,478

State Controller Schedules County Budget Act January 2010	COUNTY OF KERN Detail of Financing Uses by Function, Activity and Budget Unit Governmental Funds Fiscal Year 2012-13			Schedule 8
Function, Activity and Budget Unit	Actual 2010-11	Actual 2011-12	CAO Recommended 2012-13	Adopted by the Board of Supervisors 2012-13
1	2	3	4	5
2740 WILDLIFE RESOURCES	8,409	7,706	5,000	5,000
2750 PLANNING	6,430,158	6,714,627	8,176,121	8,176,121
2751 GENERAL PLAN ADMIN SURCHARGE	349,090	31,624	831,712	831,712
2760 ANIMAL CONTROL	5,009,934	6,196,667	6,546,103	7,178,301
2761 ANIMAL CARE DONATIONS TRUST		15,751	70,000	70,000
2762 ANIMAL CARE TRUST FUND		42,140	20,000	20,000
2763 ANIMAL CNTRL-FELINE CARCASSES		23,881	11,147	11,147
2764 STERILIZATION		17,490	48,000	48,000
2780 RANGE IMPROVEMENT-PRED CONT 15	5,750	5,750	29,546	29,546
2781 RANGE IMPROVEMENT-PRED CONT 3	2,000	1,000	33,670	33,670
TOTAL OTHER PROTECTION	**$ 16,664,801**	**$ 17,973,463**	**$ 25,155,809**	**$ 25,788,007**
TOTAL PUBLIC PROTECTION	**$ 563,710,381**	**$ 608,518,399**	**$ 722,378,683**	**$ 724,710,881**
PUBLIC WAYS & FACILITIES				
PUBLIC WAYS				
1955 SEVENTH STANDARD ROAD PROJ FND	$ 2,314,006	$ 35,095	$	$
3000 ROADS DEPARTMENT	51,418,851	50,749,728	77,662,131	77,662,131
3001 CONTRIBUTION TO ROADS	5,969,277	5,670,813	10,770,813	10,770,813
3002 CORE AREA METRO BFLD IMP FEE			2,125,000	2,125,000
3003 METRO BFLD TRANSPORT IMP FEE		180,834	4,100,000	4,100,000
3004 ROSAMOND TRANSPORT IMP FEE TRS		333,266		
3005 BAKERSFIELD MITIGATION FUNDS				
3007 TEH TRANSP IMPACT FEE NON-CORE	78,000			
3008 LAVAL ROAD OVERPASS FUND	318,706			
3009 7th STANDARD ROAD WIDENING FUND	17,528,700	2,370,416		
3010 LOCAL TRANSPORTATION PROJECTS	8,795,015	3,091,343		
3011 7TH STD ROAD WIDE-OP TRANS OUT	5,100,859	3,250,147		
3012 ARRA ROADS	7,180,047	1,402,754		
3013 HAGEMAN RD/BNSF SEPTN GRDE COP	14,612,535	14,012,139		
3014 HAGEMAN RD SOG-OP TRANS OUT	10,397,597	4,827,881		
TOTAL PUBLIC WAYS	**$ 123,713,593**	**$ 85,924,416**	**$ 94,657,944**	**$ 94,657,944**

State Controller Schedules
County Budget Act
January 2010

COUNTY OF KERN
Detail of Financing Uses by Function, Activity and Budget Unit
Governmental Funds
Fiscal Year 2012-13

Schedule 8

Function, Activity and Budget Unit	Actual 2010-11	Actual 2011-12	CAO Recommended 2012-13	Adopted by the Board of Supervisors 2012-13
1	2	3	4	5
TRANSPORTATION TERMINALS				
3201 CONTRIBUTION TO AIRPORT	$	$ 191,750	$ 74,201	$ 74,201
TOTAL TRANSPORTATION TERMINALS	**$**	**$ 191,750**	**$ 74,201**	**$ 74,201**
TOTAL PUBLIC WAYS & FACILITIES	**$ 123,713,593**	**$ 86,116,166**	**$ 94,732,145**	**$ 94,732,145**
HEALTH & SANITATION				
HEALTH				
4110 DEPARTMENT OF PUBLIC HEALTH	$ 29,252,550	$ 29,576,651	$ 30,809,776	$ 31,599,776
4111 PUBLIC HEALTH MISCELLANEOUS TR	74,437	71,397	4,402	4,402
4112 HEALTH-FAX DEATH CERTIFICATES	1,578			
4113 ENVIRONMENT HEALTH	6,537,284	6,796,263	7,182,163	7,182,163
4114 HEALTH-LOCAL OPTION TRUST		11,450	30,000	30,000
4115 HLTH-STATE L.U.S.T. PROG TRUST			170,826	170,826
4116 RMA-HAZARDOUS WASTE SETTLEMNTS	104,100	14,974	14,270	14,270
4117 SOLID WASTE ENFORCEMENT TRUST	200,000	207,034	373,393	373,393
4118 VITAL & HEALTH STAT-CO. CLERK	1,200	1,200	2,242	2,242
4119 VITAL & HEALTH STAT-RECORDER	126,408	63,445	57,500	57,500
4120 MENTAL HEALTH	87,359,175	95,093,223	106,300,506	106,300,506
4121 APPROP FOR CONT-MENTAL HEALTH			6,458,319	6,458,319
4123 M.H.-SUBSTANCE ABUSE PROGRAM	10,874,743	11,967,129	15,357,532	15,357,532
4124 ALCOHOLISM PROGRAM	191,800	191,800	169,706	169,706
4125 ALCOHOL ABUSE EDUCATION/PREV	78,000	78,000	100,094	100,094
4126 DRUG PROGRAM	22,000	22,000	22,000	22,000
4127 CONTRIBUTION FOR MENTAL HEALTH	21,589,147	1,608,900	1,089,147	1,089,147
4128 MH-PROP 36 SUB A & CRIME PREV				
4129 KCIRT TRUST FUND	2,000		1,200	1,200
4130 MENTAL HEALTH SERVICES ACT	20,074,555	23,904,833	32,231,725	32,231,725
4131 MHSA PRUDENT RESERVE		500,000		
4132 H1N1 PUB HLTH EMERG RESPONSE	257,179	3,329		
4133 SOLID WASTE LEA GRANT		29,896	30,000	30,000
4136 HEALTH-MAA/TCM TRUST	42,336	69,175	100,000	100,000

State Controller Schedules County Budget Act January 2010	COUNTY OF KERN Detail of Financing Uses by Function, Activity and Budget Unit Governmental Funds Fiscal Year 2012-13			Schedule 8
Function, Activity and Budget Unit	Actual 2010-11	Actual 2011-12	CAO Recommended 2012-13	Adopted by the Board of Supervisors 2012-13
1	2	3	4	5
4137 CHILD RESTRAINT LOANER PRG	6,887	4,940	108,845	108,845
4138 HEALTH-NNFP TRUST	106,898	100,000	2,260	2,260
4139 HEALTH-BIO TERRORISM GRANT	911,512	685,749	865,014	865,014
4140 TOBACCO EDUCATION CONTROL PROG	195,540	177,864	150,000	150,000
4141 VITAL & HEALTH STAT-HEALTH DPT	59,500	46,053	58,202	58,202
4142 CO LOCAL REV 2011 MH		24,432,226	47,124,227	47,124,227
TOTAL HEALTH	**$ 178,068,829**	**$ 195,657,531**	**$ 248,813,349**	**$ 249,603,349**
HOSPITAL CARE				
4200 EMERGENCY MEDICAL SERVICES	$ 1,091,132	$ 841,122	$ 1,178,790	$ 1,178,790
4201 EMERGENCY MEDICAL PAYMENTS	1,544,419	2,105,542	1,612,485	1,612,485
4202 KMC ENTERPRISE FUND-CO CONTRI	34,820,490	36,903,892	37,503,780	37,503,780
4203 AMBULANCE SERVICE PAYMENTS	34,538	32,857	23,788	23,788
4204 HOSPT PREPAREDNESS PRGM GRANT		292,469	394,106	394,106
4205 EMS WEEK - DONATIONS TRUST	126	500	500	500
TOTAL HOSPITAL CARE	**$ 37,490,705**	**$ 40,176,382**	**$ 40,713,449**	**$ 40,713,449**
CALIFORNIA CHILDREN SERVICES				
4300 CALIFORNIA CHILDREN SERVICES	$ 7,349,028	$ 7,174,173	$ 8,508,774	$ 8,508,774
TOTAL CALIFORNIA CHILDREN SERVICES	**$ 7,349,028**	**$ 7,174,173**	**$ 8,508,774**	**$ 8,508,774**
TOTAL HEALTH & SANITATION	**$ 222,908,562**	**$ 243,008,086**	**$ 298,035,572**	**$ 298,825,572**
PUBLIC ASSISTANCE				
ADMINISTRATION				
5120 DEPT HUMAN SERVICES-ADM	$ 154,544,404	$ 147,680,793	$ 176,976,054	$ 176,976,054
5121 CONTRIBUTION FOR HUMAN SERVICES	52,225,689	33,846,810	36,059,993	36,059,993
5122 WRAPAROUND SAVINGS TRUST FUND	1,550,258	543,822	1,200,000	1,200,000
5123 KERN CO CHILDREN'S TRUST FUND	187,520	201,385	499,234	499,234
5124 SHELTER CARE	5,514	4,351	100,000	100,000
TOTAL ADMINISTRATION	**$ 208,513,385**	**$ 182,277,161**	**$ 214,835,281**	**$ 214,835,281**
DIRECT FINANCIAL AID				
5220 HUMAN SERVICES-DIRECT FIN AID	$ 210,410,093	$ 199,974,474	$ 207,453,256	$ 207,453,256
TOTAL DIRECT FINANCIAL AID	**$ 210,410,093**	**$ 199,974,474**	**$ 207,453,256**	**$ 207,453,256**

State Controller Schedules
County Budget Act
January 2010

COUNTY OF KERN
Detail of Financing Uses by Function, Activity and Budget Unit
Governmental Funds
Fiscal Year 2012-13

Schedule 8

Function, Activity and Budget Unit	Actual 2010-11	Actual 2011-12	CAO Recommended 2012-13	Adopted by the Board of Supervisors 2012-13
1	2	3	4	5
VETERANS SERVICES				
5510 VETERANS SERVICE	$ 724,876	$ 734,496	$ 1,019,745	$ 1,019,745
TOTAL VETERANS SERVICES	**$ 724,876**	**$ 734,496**	**$ 1,019,745**	**$ 1,019,745**
OTHER ASSISTANCE				
5300 CO LOCAL REV 2011 HUM SERV	$	$ 46,500,388	$ 46,995,857	$ 46,995,857
5609 APPROP FOR CONT-AGING & ADULT			719,123	719,123
5610 AGING AND ADULT SERVICES DEPT	12,216,071	11,065,086	12,726,649	12,726,649
5611 CONTRIBUTION TO AGING AND ADULT	1,762,691	1,715,115	1,783,550	1,783,550
5613 CDA ARRA SENIOR NUTRITION PRGM				
5810 IHSS COUNTY CONTRIBUTION	6,094,887	7,663,618	7,743,169	7,743,169
5923 EMP TRNG RESOURCE ADM & SERVCS	12,119,220	11,158,715	11,516,936	11,516,936
5924 KC ARRA ETR	2,601,776			
5940 COMMUNITY DEVELOPMENT PROG AGY	1,654,650	1,660,274	1,679,386	1,679,386
TOTAL OTHER ASSISTANCE	**$ 36,449,295**	**$ 79,763,196**	**$ 83,164,670**	**$ 83,164,670**
TOTAL PUBLIC ASSISTANCE	**$ 456,097,649**	**$ 462,749,327**	**$ 506,472,952**	**$ 506,472,952**
EDUCATION				
EDUCATION				
6210 KERN COUNTY LIBRARY	$ 8,173,511	$ 7,353,624	$ 7,556,168	$ 7,556,168
6211 KERN CO LIBRARY BOOK TRUST	201,000	172,133	38,817	38,817
6310 FARM & HOME ADVISOR	484,531	388,347	486,071	486,071
6311 A-C FARM ADV AGRI RESEARCH TRS	12,934	614		
TOTAL EDUCATION	**$ 8,871,976**	**$ 7,914,718**	**$ 8,081,056**	**$ 8,081,056**
TOTAL EDUCATION	**$ 8,871,976**	**$ 7,914,718**	**$ 8,081,056**	**$ 8,081,056**
RECREATION & CULTURE				
RECREATION FACILITIES				
7100 PARKS & RECREATION DEPARTMENT	$ 11,953,943	$ 11,819,412	$ 13,087,505	$ 13,087,505
7101 PARKS-TEHACHAPI MOUNTAIN FOREST				
7102 LITTER CLEAN UP	5,000	3,517	6,048	6,048
7103 OFF HWY MV LIC	73,000	(12,030)	71,000	71,000

State Controller Schedules
County Budget Act
January 2010

COUNTY OF KERN
Detail of Financing Uses by Function, Activity and Budget Unit
Governmental Funds
Fiscal Year 2012-13

Schedule 8

Function, Activity and Budget Unit	Actual 2010-11	Actual 2011-12	CAO Recommended 2012-13	Adopted by the Board of Supervisors 2012-13
1	2	3	4	5
7104 PARKS-DERBY ACRES TRUST				
7105 PARCEL MAP IN-LIEU FEES TRUST	67,419	281,641	178,530	178,530
TOTAL RECREATION FACILITIES	**$ 12,099,362**	**$ 12,092,540**	**$ 13,343,083**	**$ 13,343,083**
TOTAL RECREATION & CULTURE	**$ 12,099,362**	**$ 12,092,540**	**$ 13,343,083**	**$ 13,343,083**
DEBT SERVICE				
INTEREST				
8120 DEBT SERVICE - GENERAL FUND	$ 3,928,182	$ 14,589,441	$ 15,193,400	$ 15,193,400
TOTAL INTEREST	**$ 3,928,182**	**$ 14,589,441**	**$ 15,193,400**	**$ 15,193,400**
TOTAL DEBT SERVICE	**$ 3,928,182**	**$ 14,589,441**	**$ 15,193,400**	**$ 15,193,400**
GRAND TOTAL FINANCING USES BY FUNCTION	**$ 1,511,222,596**	**$ 1,545,822,971**	**$ 1,821,299,563**	**$ 1,821,931,761**
Total Financing Uses by Function Transferred To	SCH 7, COL 2	SCH 7, COL 3	SCH7, COL 4	SCH 7, COL 5

Function:

GENERAL

THIS PAGE INTENTIONALLY LEFT BLANK

State Controller Schedules County Budget Act January 2010	COUNTY OF KERN Detail of Financing Sources and Financing Uses Governmental Funds Fiscal Year 2012-13	Schedule 9

Budget Unit **1011-BOARD OF SUPERVISORS-DIST #1**
Function **GENERAL**
Activity **LEGISLATIVE & ADMINISTRATIVE**

Detail by Revenue Category and Expenditure Object	Actual 2010-11	Actual 2011-12	CAO Recommended 2012-13	Adopted by the Board of Supervisors 2012-13
1	2	3	4	5
MISCELLANEOUS	$ 67	$ 32	$	$
TOTAL REVENUE	**$ 67**	**$ 32**	**$**	**$**
SALARIES & EMPLOYEE BENEFITS	$ 377,897	$ 396,952	$ 474,778	$ 474,778
SERVICES & SUPPLIES	41,846	58,806	66,822	66,822
OTHER CHARGES		6	11	11
CAPITAL ASSETS	20,900			
OTHER FINANCING USES			44,817	44,817
TOTAL EXPENDITURES/APPROPRIATIONS	**$ 440,643**	**$ 455,764**	**$ 586,428**	**$ 586,428**
NET COST	**$ (440,576)**	**$ (455,732)**	**$ (586,428)**	**$ (586,428)**

State Controller Schedules County Budget Act January 2010	COUNTY OF KERN Detail of Financing Sources and Financing Uses Governmental Funds Fiscal Year 2012-13	Schedule 9

Budget Unit **1012-BOARD OF SUPERVISORS-DIST #2**
Function **GENERAL**
Activity **LEGISLATIVE & ADMINISTRATIVE**

Detail by Revenue Category and Expenditure Object	Actual 2010-11	Actual 2011-12	CAO Recommended 2012-13	Adopted by the Board of Supervisors 2012-13
1	2	3	4	5
MISCELLANEOUS	$ 4	$	$	$
TOTAL REVENUE	**$ 4**	**$**	**$**	**$**
SALARIES & EMPLOYEE BENEFITS	$ 459,368	$ 480,317	$ 531,354	$ 531,354
SERVICES & SUPPLIES	19,804	24,541	23,033	23,033
OTHER CHARGES		7	9	9
CAPITAL ASSETS	8,655			
OTHER FINANCING USES			17,162	17,162
TOTAL EXPENDITURES/APPROPRIATIONS	**$ 487,827**	**$ 504,865**	**$ 571,558**	**$ 571,558**
NET COST	**$ (487,823)**	**$ (504,865)**	**$ (571,558)**	**$ (571,558)**

State Controller Schedules County Budget Act January 2010	COUNTY OF KERN Detail of Financing Sources and Financing Uses Governmental Funds Fiscal Year 2012-13	Schedule 9

Budget Unit **1013-BOARD OF SUPERVISORS-DIST #3**
Function **GENERAL**
Activity **LEGISLATIVE & ADMINISTRATIVE**

Detail by Revenue Category and Expenditure Object	Actual 2010-11	Actual 2011-12	CAO Recommended 2012-13	Adopted by the Board of Supervisors 2012-13
1	2	3	4	5
MISCELLANEOUS	$ 4,681	$	$	$
TOTAL REVENUE	**$ 4,681**	**$**	**$**	**$**
SALARIES & EMPLOYEE BENEFITS	$ 471,055	$ 477,664	$ 530,107	$ 530,107
SERVICES & SUPPLIES	16,330	16,170	16,609	16,609
OTHER CHARGES		7	9	9
OTHER FINANCING USES			13,463	13,463
TOTAL EXPENDITURES/APPROPRIATIONS	**$ 487,385**	**$ 493,841**	**$ 560,188**	**$ 560,188**
NET COST	**$ (482,704)**	**$ (493,841)**	**$ (560,188)**	**$ (560,188)**

State Controller Schedules County Budget Act January 2010	COUNTY OF KERN Detail of Financing Sources and Financing Uses Governmental Funds Fiscal Year 2012-13	Schedule 9

Budget Unit **1014-BOARD OF SUPERVISORS-DIST #4**
Function **GENERAL**
Activity **LEGISLATIVE & ADMINISTRATIVE**

Detail by Revenue Category and Expenditure Object	Actual 2010-11	Actual 2011-12	CAO Recommended 2012-13	Adopted by the Board of Supervisors 2012-13
1	2	3	4	5
TOTAL REVENUE	**$**	**$**	**$**	**$**
SALARIES & EMPLOYEE BENEFITS	$ 475,499	$ 397,387	$ 524,870	$ 524,870
SERVICES & SUPPLIES	18,497	16,241	19,581	19,581
OTHER CHARGES		9	7	7
OTHER FINANCING USES			60,211	60,211
TOTAL EXPENDITURES/APPROPRIATIONS	**$ 493,996**	**$ 413,637**	**$ 604,669**	**$ 604,669**
NET COST	**$ (493,996)**	**$ (413,637)**	**$ (604,669)**	**$ (604,669)**

State Controller Schedules County Budget Act January 2010	COUNTY OF KERN Detail of Financing Sources and Financing Uses Governmental Funds Fiscal Year 2012-13	Schedule 9

Budget Unit **1015-BOARD OF SUPERVISORS-DIST #5**
Function **GENERAL**
Activity **LEGISLATIVE & ADMINISTRATIVE**

Detail by Revenue Category and Expenditure Object	Actual 2010-11	Actual 2011-12	CAO Recommended 2012-13	Adopted by the Board of Supervisors 2012-13
1	2	3	4	5
MISCELLANEOUS	$ 2,550	$ 3,825	$	$
TOTAL REVENUE	**$ 2,550**	**$ 3,825**	**$**	**$**
SALARIES & EMPLOYEE BENEFITS	$ 446,444	$ 370,781	$ 531,994	$ 531,994
SERVICES & SUPPLIES	17,756	18,187	19,936	19,936
OTHER CHARGES		7	9	9
OTHER FINANCING USES			3,022	3,022
TOTAL EXPENDITURES/APPROPRIATIONS	**$ 464,200**	**$ 388,975**	**$ 554,961**	**$ 554,961**
NET COST	**$ (461,650)**	**$ (385,150)**	**$ (554,961)**	**$ (554,961)**

State Controller Schedules County Budget Act January 2010	COUNTY OF KERN Detail of Financing Sources and Financing Uses Governmental Funds Fiscal Year 2012-13	Schedule 9

Budget Unit **1020-ADMINISTRATIVE OFFICE**
Function **GENERAL**
Activity **LEGISLATIVE & ADMINISTRATIVE**

Detail by Revenue Category and Expenditure Object	Actual 2010-11	Actual 2011-12	CAO Recommended 2012-13	Adopted by the Board of Supervisors 2012-13
1	2	3	4	5
CHARGES FOR SERVICES	$ 700,187	$ 740,402	$ 700,000	$ 700,000
MISCELLANEOUS	12,589	10,007	3,000	3,000
TOTAL REVENUE	**$ 712,776**	**$ 750,409**	**$ 703,000**	**$ 703,000**
SALARIES & EMPLOYEE BENEFITS	$ 2,461,228	$ 2,580,030	$ 3,358,067	$ 3,358,067
SERVICES & SUPPLIES	78,682	101,247	321,074	321,074
OTHER CHARGES		33	38	38
OTHER FINANCING USES			479,482	479,482
EXPENDITURE TRANSFERS & REIMBS	(179,327)	(164,837)	(195,000)	(195,000)
TOTAL EXPENDITURES/APPROPRIATIONS	**$ 2,360,583**	**$ 2,516,473**	**$ 3,963,661**	**$ 3,963,661**
NET COST	**$ (1,647,807)**	**$ (1,766,064)**	**$ (3,260,661)**	**$ (3,260,661)**

State Controller Schedules County Budget Act January 2010	COUNTY OF KERN Detail of Financing Sources and Financing Uses Governmental Funds Fiscal Year 2012-13	Schedule 9

Budget Unit **1030-CLERK OF BOARD OF SUPERVISORS**
Function **GENERAL**
Activity **LEGISLATIVE & ADMINISTRATIVE**

Detail by Revenue Category and Expenditure Object	Actual 2010-11	Actual 2011-12	CAO Recommended 2012-13	Adopted by the Board of Supervisors 2012-13
1	2	3	4	5
INTERGOVERNMENTAL	$ 19,888	$	$	$
CHARGES FOR SERVICES	89,685	78,012	78,213	78,213
MISCELLANEOUS	3,490	3,905	29	29
TOTAL REVENUE	**$ 113,063**	**$ 81,917**	**$ 78,242**	**$ 78,242**
SALARIES & EMPLOYEE BENEFITS	$ 657,456	$ 658,358	$ 702,674	$ 702,674
SERVICES & SUPPLIES	200,383	208,755	203,113	203,113
OTHER CHARGES		15	16	16
OTHER FINANCING USES			10,762	10,762
EXPENDITURE TRANSFERS & REIMBS	(85,102)	(106,632)	(94,500)	(94,500)
TOTAL EXPENDITURES/APPROPRIATIONS	**$ 772,737**	**$ 760,496**	**$ 822,065**	**$ 822,065**
NET COST	**$ (659,674)**	**$ (678,579)**	**$ (743,823)**	**$ (743,823)**

State Controller Schedules County Budget Act January 2010	COUNTY OF KERN Detail of Financing Sources and Financing Uses Governmental Funds Fiscal Year 2012-13	Schedule 9

Budget Unit **1040-SPECIAL SERVICES**
Function **GENERAL**
Activity **LEGISLATIVE & ADMINISTRATIVE**

Detail by Revenue Category and Expenditure Object	Actual 2010-11	Actual 2011-12	CAO Recommended 2012-13	Adopted by the Board of Supervisors 2012-13
1	2	3	4	5
CHARGES FOR SERVICES	$ 13,369	$ 8,357	$ 8,474	$ 8,474
MISCELLANEOUS	504,456	850		
TOTAL REVENUE	**$ 517,825**	**$ 9,207**	**$ 8,474**	**$ 8,474**
SALARIES & EMPLOYEE BENEFITS	$ 234,304	$ 341,440	$ 321,690	$ 321,690
SERVICES & SUPPLIES	3,050,781	1,709,221	4,041,100	4,041,100
OTHER CHARGES	809,074	848,173	1,297,500	1,297,500
OTHER FINANCING USES		20,000		
TOTAL EXPENDITURES/APPROPRIATIONS	**$ 4,094,159**	**$ 2,918,834**	**$ 5,660,290**	**$ 5,660,290**
NET COST	**$ (3,576,334)**	**$ (2,909,627)**	**$ (5,651,816)**	**$ (5,651,816)**

State Controller Schedules County Budget Act January 2010	COUNTY OF KERN Detail of Financing Sources and Financing Uses Governmental Funds Fiscal Year 2012-13	Schedule 9

Budget Unit **1110-AUDITOR-CONTROLLER**
Function **GENERAL**
Activity **FINANCE**

Detail by Revenue Category and Expenditure Object	Actual 2010-11	Actual 2011-12	CAO Recommended 2012-13	Adopted by the Board of Supervisors 2012-13
1	2	3	4	5
CHARGES FOR SERVICES	$ 965,490	$ 1,028,140	$ 806,950	$ 806,950
MISCELLANEOUS	4,331	(3,413)	300	300
TOTAL REVENUE	**$ 969,821**	**$ 1,024,727**	**$ 807,250**	**$ 807,250**
SALARIES & EMPLOYEE BENEFITS	$ 5,108,449	$ 5,103,651	$ 5,330,957	$ 5,330,957
SERVICES & SUPPLIES	342,328	501,075	434,690	434,690
OTHER CHARGES		94	112	112
CAPITAL ASSETS			20,000	20,000
OTHER FINANCING USES			626,637	626,637
EXPENDITURE TRANSFERS & REIMBS	(277,888)	(321,321)	(185,234)	(185,234)
TOTAL EXPENDITURES/APPROPRIATIONS	**$ 5,172,889**	**$ 5,283,499**	**$ 6,227,162**	**$ 6,227,162**
NET COST	**$ (4,203,068)**	**$ (4,258,772)**	**$ (5,419,912)**	**$ (5,419,912)**

State Controller Schedules County Budget Act January 2010	COUNTY OF KERN Detail of Financing Sources and Financing Uses Governmental Funds Fiscal Year 2012-13	Schedule 9

Budget Unit **1111-FISCAL STABILITY**
Function **GENERAL**
Activity **FINANCE**

Detail by Revenue Category and Expenditure Object	Actual 2010-11	Actual 2011-12	CAO Recommended 2012-13	Adopted by the Board of Supervisors 2012-13
1	2	3	4	5
OTHER FINANCING SOURCES	$ 18,000,000	$	$	$
TOTAL REVENUE	**$ 18,000,000**	**$**	**$**	**$**
TOTAL EXPENDITURES/APPROPRIATIONS	**$**	**$**	**$**	**$**
NET COST	**$ 18,000,000**	**$**	**$**	**$**

State Controller Schedules County Budget Act January 2010	COUNTY OF KERN Detail of Financing Sources and Financing Uses Governmental Funds Fiscal Year 2012-13	Schedule 9

Budget Unit **1112-DISCRETIONARY REVENUE**
Function **GENERAL**
Activity **FINANCE**

Detail by Revenue Category and Expenditure Object	Actual 2010-11	Actual 2011-12	CAO Recommended 2012-13	Adopted by the Board of Supervisors 2012-13
1	2	3	4	5
TAXES	$ 299,389,412	$ 329,415,088	$ 331,684,928	$ 331,684,928
LICENSES AND PERMITS	6,547,765	6,688,148	6,906,602	6,906,602
FINES AND FORFEITURES	2,078,018	1,747,871	1,687,000	1,687,000
USE OF MONEY/PROPERTY	8,394,949	8,583,735	9,443,477	9,443,477
INTERGOVERNMENTAL	10,097,312	13,300,027	9,182,537	9,182,537
CHARGES FOR SERVICES	12,991,931	8,103,838	6,502,119	6,502,119
MISCELLANEOUS	712,451	544,228	223,309	223,309
OTHER FINANCING SOURCES	4,870,187	5,242,307	5,150,000	5,150,000
TOTAL REVENUE	**$ 345,082,025**	**$ 373,625,242**	**$ 370,779,972**	**$ 370,779,972**

TOTAL EXPENDITURES/APPROPRIATIONS	**$**	**$**	**$**	**$**
NET COST	**$ 345,082,025**	**$ 373,625,242**	**$ 370,779,972**	**$ 370,779,972**

State Controller Schedules County Budget Act January 2010	COUNTY OF KERN Detail of Financing Sources and Financing Uses Governmental Funds Fiscal Year 2012-13	Schedule 9

Budget Unit **1113-TAX LOSS RESERVE**
Function **GENERAL**
Activity **FINANCE**

Detail by Revenue Category and Expenditure Object	Actual 2010-11	Actual 2011-12	CAO Recommended 2012-13	Adopted by the Board of Supervisors 2012-13
1	2	3	4	5
FINES AND FORFEITURES	$ 7,550,678	$ 6,688,722	$ 6,500,000	$ 6,500,000
TOTAL REVENUE	**$ 7,550,678**	**$ 6,688,722**	**$ 6,500,000**	**$ 6,500,000**
OTHER FINANCING USES	$ 3,000,000	$ 4,000,000	$ 4,000,000	$ 4,000,000
TOTAL EXPENDITURES/APPROPRIATIONS	**$ 3,000,000**	**$ 4,000,000**	**$ 4,000,000**	**$ 4,000,000**
NET COST	**$ 4,550,678**	**$ 2,688,722**	**$ 2,500,000**	**$ 2,500,000**

State Controller Schedules County Budget Act January 2010	COUNTY OF KERN Detail of Financing Sources and Financing Uses Governmental Funds Fiscal Year 2012-13	Schedule 9

Budget Unit **1114-FIRE DISCRETIONARY REVENUE**
Function **GENERAL**
Activity **FINANCE**

Detail by Revenue Category and Expenditure Object	Actual 2010-11	Actual 2011-12	CAO Recommended 2012-13	Adopted by the Board of Supervisors 2012-13
1	2	3	4	5
TAXES	$ 74,596,254	$ 79,341,327	$ 83,019,731	$ 83,019,731
FINES AND FORFEITURES	81,379	59,135	50,000	50,000
USE OF MONEY/PROPERTY	(27,827)	653	(20,000)	(20,000)
INTERGOVERNMENTAL	1,318,635	1,355,137	1,350,760	1,350,760
CHARGES FOR SERVICES	(1)			
TOTAL REVENUE	**$ 75,968,440**	**$ 80,756,252**	**$ 84,400,491**	**$ 84,400,491**
TOTAL EXPENDITURES/APPROPRIATIONS	**$**	**$**	**$**	**$**
NET COST	**$ 75,968,440**	**$ 80,756,252**	**$ 84,400,491**	**$ 84,400,491**

State Controller Schedules County Budget Act January 2010	COUNTY OF KERN Detail of Financing Sources and Financing Uses Governmental Funds Fiscal Year 2012-13	Schedule 9

Budget Unit **1116-CONTRIB TO FISCAL STABILITY**
Function **GENERAL**
Activity **FINANCE**

Detail by Revenue Category and Expenditure Object	Actual 2010-11	Actual 2011-12	CAO Recommended 2012-13	Adopted by the Board of Supervisors 2012-13
1	2	3	4	5
TOTAL REVENUE	**$**	**$**	**$**	**$**
OTHER FINANCING USES	$ 18,000,000	$	$	$
TOTAL EXPENDITURES/APPROPRIATIONS	**$ 18,000,000**	**$**	**$**	**$**
NET COST	**$ (18,000,000)**	**$**	**$**	**$**

State Controller Schedules County Budget Act January 2010	COUNTY OF KERN Detail of Financing Sources and Financing Uses Governmental Funds Fiscal Year 2012-13	Schedule 9

Budget Unit **1120-TREASURER-TAX COLLECTOR**
Function **GENERAL**
Activity **FINANCE**

Detail by Revenue Category and Expenditure Object	Actual 2010-11	Actual 2011-12	CAO Recommended 2012-13	Adopted by the Board of Supervisors 2012-13
1	2	3	4	5
FINES AND FORFEITURES	$ 217,602	$ 121,383	$ 155,000	$ 155,000
CHARGES FOR SERVICES	4,182,614	3,585,533	3,763,258	3,763,258
MISCELLANEOUS	268,416	310,730	296,500	296,500
OTHER FINANCING SOURCES		521,618	289,120	289,120
TOTAL REVENUE	**$ 4,668,632**	**$ 4,539,264**	**$ 4,503,878**	**$ 4,503,878**
SALARIES & EMPLOYEE BENEFITS	$ 2,935,315	$ 2,890,717	$ 3,228,424	$ 3,228,424
SERVICES & SUPPLIES	2,187,664	2,069,786	1,861,225	1,861,225
CAPITAL ASSETS	38,299			
OTHER FINANCING USES			558,361	558,361
TOTAL EXPENDITURES/APPROPRIATIONS	**$ 5,161,278**	**$ 4,960,503**	**$ 5,648,010**	**$ 5,648,010**
NET COST	**$ (492,646)**	**$ (421,239)**	**$ (1,144,132)**	**$ (1,144,132)**

State Controller Schedules County Budget Act January 2010	COUNTY OF KERN Detail of Financing Sources and Financing Uses Governmental Funds Fiscal Year 2012-13	Schedule 9

Budget Unit **1121-REDEMPTION SYSTEMS FUND**
Function **GENERAL**
Activity **FINANCE**

Detail by Revenue Category and Expenditure Object	Actual 2010-11	Actual 2011-12	CAO Recommended 2012-13	Adopted by the Board of Supervisors 2012-13
1	2	3	4	5
FINES AND FORFEITURES	$ 231,116	$ 201,190	$ 250,000	$ 250,000
TOTAL REVENUE	**$ 231,116**	**$ 201,190**	**$ 250,000**	**$ 250,000**
OTHER FINANCING USES	$	$ 521,618	$ 289,120	$ 289,120
TOTAL EXPENDITURES/APPROPRIATIONS	**$**	**$ 521,618**	**$ 289,120**	**$ 289,120**
NET COST	**$ 231,116**	**$ (320,428)**	**$ (39,120)**	**$ (39,120)**

State Controller Schedules County Budget Act January 2010	COUNTY OF KERN Detail of Financing Sources and Financing Uses Governmental Funds Fiscal Year 2012-13	Schedule 9

Budget Unit **1130-ASSESSOR**
Function **GENERAL**
Activity **FINANCE**

Detail by Revenue Category and Expenditure Object	Actual 2010-11	Actual 2011-12	CAO Recommended 2012-13	Adopted by the Board of Supervisors 2012-13
1	2	3	4	5
CHARGES FOR SERVICES	$ 2,406,044	$ 1,919,119	$ 1,934,301	$ 1,934,301
MISCELLANEOUS	163	1,054		
TOTAL REVENUE	**$ 2,406,207**	**$ 1,920,173**	**$ 1,934,301**	**$ 1,934,301**
SALARIES & EMPLOYEE BENEFITS	$ 9,815,755	$ 9,906,610	$ 10,242,639	$ 10,242,639
SERVICES & SUPPLIES	500,320	487,960	656,970	656,970
OTHER CHARGES		170	228	228
CAPITAL ASSETS	9,863			
OTHER FINANCING USES			151,286	151,286
EXPENDITURE TRANSFERS & REIMBS	(288,601)		(311,406)	(311,406)
TOTAL EXPENDITURES/APPROPRIATIONS	**$ 10,037,337**	**$ 10,394,740**	**$ 10,739,717**	**$ 10,739,717**
NET COST	**$ (7,631,130)**	**$ (8,474,567)**	**$ (8,805,416)**	**$ (8,805,416)**

State Controller Schedules County Budget Act January 2010	COUNTY OF KERN Detail of Financing Sources and Financing Uses Governmental Funds Fiscal Year 2012-13	Schedule 9

Budget Unit **1160-INFORMATION TECHNOLOGY SERVICE**
Function **GENERAL**
Activity **OTHER GENERAL**

Detail by Revenue Category and Expenditure Object	Actual 2010-11	Actual 2011-12	CAO Recommended 2012-13	Adopted by the Board of Supervisors 2012-13
1	2	3	4	5
CHARGES FOR SERVICES	$ 5,470,486	$ 6,168,158	$ 5,240,042	$ 5,240,042
MISCELLANEOUS	10	1,057	1	1
OTHER FINANCING SOURCES	67,000	90,000	100,000	100,000
TOTAL REVENUE	**$ 5,537,496**	**$ 6,259,215**	**$ 5,340,043**	**$ 5,340,043**
SALARIES & EMPLOYEE BENEFITS	$ 6,466,888	$ 6,581,467	$ 7,056,353	$ 7,056,353
SERVICES & SUPPLIES	4,712,407	4,994,940	4,627,388	4,627,388
OTHER CHARGES		94	1,787	1,787
CAPITAL ASSETS	907,986	199,722		
OTHER FINANCING USES			1,002,078	1,002,078
EXPENDITURE TRANSFERS & REIMBS	(1,947,789)	(1,939,983)	(1,832,345)	(1,832,345)
TOTAL EXPENDITURES/APPROPRIATIONS	**$ 10,139,492**	**$ 9,836,240**	**$ 10,855,261**	**$ 10,855,261**
NET COST	**$ (4,601,996)**	**$ (3,577,025)**	**$ (5,515,218)**	**$ (5,515,218)**

State Controller Schedules County Budget Act January 2010	COUNTY OF KERN Detail of Financing Sources and Financing Uses Governmental Funds Fiscal Year 2012-13	Schedule 9

Budget Unit **1210-COUNTY COUNSEL**
Function **GENERAL**
Activity **COUNSEL**

Detail by Revenue Category and Expenditure Object	Actual 2010-11	Actual 2011-12	CAO Recommended 2012-13	Adopted by the Board of Supervisors 2012-13
1	2	3	4	5
CHARGES FOR SERVICES	$ 6,044,024	$ 6,149,457	$ 5,629,272	$ 5,629,272
MISCELLANEOUS	7	1		
TOTAL REVENUE	**$ 6,044,031**	**$ 6,149,458**	**$ 5,629,272**	**$ 5,629,272**
SALARIES & EMPLOYEE BENEFITS	$ 7,648,582	$ 7,730,974	$ 7,674,235	$ 7,674,235
SERVICES & SUPPLIES	534,227	331,226	542,862	542,862
OTHER CHARGES		(46,017)	1,200,103	1,200,103
OTHER FINANCING USES			1,117,187	1,117,187
EXPENDITURE TRANSFERS & REIMBS	(683,767)	(904,851)	(153,075)	(153,075)
TOTAL EXPENDITURES/APPROPRIATIONS	**$ 7,499,042**	**$ 7,111,332**	**$ 10,381,312**	**$ 10,381,312**
NET COST	**$ (1,455,011)**	**$ (961,874)**	**$ (4,752,040)**	**$ (4,752,040)**

State Controller Schedules County Budget Act January 2010	COUNTY OF KERN Detail of Financing Sources and Financing Uses Governmental Funds Fiscal Year 2012-13	Schedule 9

Budget Unit **1310-PERSONNEL**
Function **GENERAL**
Activity **PERSONNEL**

Detail by Revenue Category and Expenditure Object	Actual 2010-11	Actual 2011-12	CAO Recommended 2012-13	Adopted by the Board of Supervisors 2012-13
1	2	3	4	5
CHARGES FOR SERVICES	$ 40,099	$ 49,640	$ 29,458	$ 29,458
MISCELLANEOUS	1,066	589	450	450
TOTAL REVENUE	**$ 41,165**	**$ 50,229**	**$ 29,908**	**$ 29,908**
SALARIES & EMPLOYEE BENEFITS	$ 1,944,765	$ 1,980,671	$ 2,165,451	$ 2,165,451
SERVICES & SUPPLIES	181,708	178,090	131,301	131,301
CAPITAL ASSETS			100,000	100,000
EXPENDITURE TRANSFERS & REIMBS	(37,681)	(26,978)	(19,934)	(19,934)
TOTAL EXPENDITURES/APPROPRIATIONS	**$ 2,088,792**	**$ 2,131,783**	**$ 2,376,818**	**$ 2,376,818**
NET COST	**$ (2,047,627)**	**$ (2,081,554)**	**$ (2,346,910)**	**$ (2,346,910)**

State Controller Schedules County Budget Act January 2010	COUNTY OF KERN Detail of Financing Sources and Financing Uses Governmental Funds Fiscal Year 2012-13	Schedule 9

Budget Unit **1420-ELECTIONS**
Function **GENERAL**
Activity **ELECTIONS**

Detail by Revenue Category and Expenditure Object	Actual 2010-11	Actual 2011-12	CAO Recommended 2012-13	Adopted by the Board of Supervisors 2012-13
1	2	3	4	5
INTERGOVERNMENTAL	$ 1,801,939	$ 90,777	$	$
CHARGES FOR SERVICES	636,752	188,727	485,300	485,300
MISCELLANEOUS	11,154	9,751	10,050	10,050
TOTAL REVENUE	**$ 2,449,845**	**$ 289,255**	**$ 495,350**	**$ 495,350**
SALARIES & EMPLOYEE BENEFITS	$ 1,087,185	$ 1,158,510	$ 1,457,087	$ 1,457,087
SERVICES & SUPPLIES	2,022,288	1,982,834	2,445,291	2,445,291
OTHER CHARGES		35	42	42
CAPITAL ASSETS	446,411			
EXPENDITURE TRANSFERS & REIMBS		(10,796)	(72,000)	(72,000)
TOTAL EXPENDITURES/APPROPRIATIONS	**$ 3,555,884**	**$ 3,130,583**	**$ 3,830,420**	**$ 3,830,420**
NET COST	**$ (1,106,039)**	**$ (2,841,328)**	**$ (3,335,070)**	**$ (3,335,070)**

State Controller Schedules County Budget Act January 2010	COUNTY OF KERN Detail of Financing Sources and Financing Uses Governmental Funds Fiscal Year 2012-13	Schedule 9

Budget Unit **1610-GENERAL SERVICES**
Function **GENERAL**
Activity **PROPERTY MANAGEMENT**

Detail by Revenue Category and Expenditure Object	Actual 2010-11	Actual 2011-12	CAO Recommended 2012-13	Adopted by the Board of Supervisors 2012-13
1	2	3	4	5
FINES AND FORFEITURES	$ 108,985	$ 81,199	$ 80,400	$ 80,400
INTERGOVERNMENTAL		20,347		
CHARGES FOR SERVICES	1,951,492	1,952,813	1,783,518	1,783,518
MISCELLANEOUS	7,843	5,180	6,400	6,400
OTHER FINANCING SOURCES	15,500			
NON-REVENUE RECEIPTS		564		
TOTAL REVENUE	**$ 2,083,820**	**$ 2,060,103**	**$ 1,870,318**	**$ 1,870,318**
SALARIES & EMPLOYEE BENEFITS	$ 9,480,381	$ 9,569,133	$ 9,643,643	$ 9,643,643
SERVICES & SUPPLIES	2,135,583	2,102,124	2,511,543	2,511,543
OTHER CHARGES		215	239	239
CAPITAL ASSETS		39,093		
OTHER FINANCING USES			961,990	961,990
EXPENDITURE TRANSFERS & REIMBS	(1,546,873)	(1,693,068)	(1,542,471)	(1,542,471)
TOTAL EXPENDITURES/APPROPRIATIONS	**$ 10,069,091**	**$ 10,017,497**	**$ 11,574,944**	**$ 11,574,944**
NET COST	**$ (7,985,271)**	**$ (7,957,394)**	**$ (9,704,626)**	**$ (9,704,626)**

State Controller Schedules County Budget Act January 2010	COUNTY OF KERN Detail of Financing Sources and Financing Uses Governmental Funds Fiscal Year 2012-13	Schedule 9

Budget Unit **1611-DIVCA LCL FRANCHISE FEE**
Function **GENERAL**
Activity **PROPERTY MANAGEMENT**

Detail by Revenue Category and Expenditure Object	Actual 2010-11	Actual 2011-12	CAO Recommended 2012-13	Adopted by the Board of Supervisors 2012-13
1	2	3	4	5
LICENSES AND PERMITS	$ 360,008	$ 346,612	$ 280,000	$ 280,000
USE OF MONEY/PROPERTY	884	3,940	2,500	2,500
TOTAL REVENUE	**$ 360,892**	**$ 350,552**	**$ 282,500**	**$ 282,500**
SERVICES & SUPPLIES	$ 24,204	$ 2,880	$ 93,899	$ 93,899
CAPITAL ASSETS			435,677	435,677
TOTAL EXPENDITURES/APPROPRIATIONS	**$ 24,204**	**$ 2,880**	**$ 529,576**	**$ 529,576**
NET COST	**$ 336,688**	**$ 347,672**	**$ (247,076)**	**$ (247,076)**

State Controller Schedules County Budget Act January 2010	COUNTY OF KERN Detail of Financing Sources and Financing Uses Governmental Funds Fiscal Year 2012-13	Schedule 9

Budget Unit **1612-ARRA ENERGY STIMULUS GRANT**
Function **GENERAL**
Activity **PROPERTY MANAGEMENT**

Detail by Revenue Category and Expenditure Object	Actual 2010-11	Actual 2011-12	CAO Recommended 2012-13	Adopted by the Board of Supervisors 2012-13
1	2	3	4	5
USE OF MONEY/PROPERTY	$ 538	$ 7,200	$	$
INTERGOVERNMENTAL	1,224,999	2,312,521		
TOTAL REVENUE	**$ 1,225,537**	**$ 2,319,721**	**$**	**$**
OTHER FINANCING USES	$ 1,673,051	$ 2,329,249	$	$
TOTAL EXPENDITURES/APPROPRIATIONS	**$ 1,673,051**	**$ 2,329,249**	**$**	**$**
NET COST	**$ (447,514)**	**$ (9,528)**	**$**	**$**

State Controller Schedules County Budget Act January 2010	COUNTY OF KERN Detail of Financing Sources and Financing Uses Governmental Funds Fiscal Year 2012-13	Schedule 9

Budget Unit **1615-UTILITY PAYMENTS**
Function **GENERAL**
Activity **PROPERTY MANAGEMENT**

Detail by Revenue Category and Expenditure Object	Actual 2010-11	Actual 2011-12	CAO Recommended 2012-13	Adopted by the Board of Supervisors 2012-13
1	2	3	4	5
INTERGOVERNMENTAL	$	$ 202,932	$ 152,538	$ 152,538
CHARGES FOR SERVICES	1,154,096	1,128,238	1,084,558	1,084,558
MISCELLANEOUS	1,610	249,047	304,000	304,000
OTHER FINANCING SOURCES	2,665,132	3,300,000	3,300,000	3,300,000
TOTAL REVENUE	**$ 3,820,838**	**$ 4,880,217**	**$ 4,841,096**	**$ 4,841,096**
SERVICES & SUPPLIES	$ 7,602,710	$ 7,555,490	$ 8,121,126	$ 8,121,126
OTHER CHARGES	282,408	837,204	786,811	786,811
EXPENDITURE TRANSFERS & REIMBS	(735,452)	(626,575)	(558,508)	(558,508)
TOTAL EXPENDITURES/APPROPRIATIONS	**$ 7,149,666**	**$ 7,766,119**	**$ 8,349,429**	**$ 8,349,429**
NET COST	**$ (3,328,828)**	**$ (2,885,902)**	**$ (3,508,333)**	**$ (3,508,333)**

State Controller Schedules County Budget Act January 2010	COUNTY OF KERN Detail of Financing Sources and Financing Uses Governmental Funds Fiscal Year 2012-13	Schedule 9

Budget Unit **1640-CONSTRUCTION SERV-DIV GEN SERV**
Function **GENERAL**
Activity **PROPERTY MANAGEMENT**

Detail by Revenue Category and Expenditure Object	Actual 2010-11	Actual 2011-12	CAO Recommended 2012-13	Adopted by the Board of Supervisors 2012-13
1	2	3	4	5
CHARGES FOR SERVICES	$ 1,081,129	$ 1,226,317	$ 1,585,841	$ 1,585,841
MISCELLANEOUS	259		15,030	15,030
OTHER FINANCING SOURCES	146,155	79,171	2,500	2,500
TOTAL REVENUE	**$ 1,227,543**	**$ 1,305,488**	**$ 1,603,371**	**$ 1,603,371**
SALARIES & EMPLOYEE BENEFITS	$ 1,884,838	$ 2,139,544	$ 2,997,094	$ 2,997,094
SERVICES & SUPPLIES	230,147	217,047	298,030	298,030
OTHER CHARGES			407	407
CAPITAL ASSETS		14,245		
EXPENDITURE TRANSFERS & REIMBS	(1,064,549)	(1,127,664)	(1,419,640)	(1,419,640)
TOTAL EXPENDITURES/APPROPRIATIONS	**$ 1,050,436**	**$ 1,243,172**	**$ 1,875,891**	**$ 1,875,891**
NET COST	**$ 177,107**	**$ 62,316**	**$ (272,520)**	**$ (272,520)**

State Controller Schedules County Budget Act January 2010	COUNTY OF KERN Detail of Financing Sources and Financing Uses Governmental Funds Fiscal Year 2012-13	Schedule 9

Budget Unit **1650-GEN SERV-MAJOR MAINT-GENERAL**
Function **GENERAL**
Activity **PROPERTY MANAGEMENT**

Detail by Revenue Category and Expenditure Object	Actual 2010-11	Actual 2011-12	CAO Recommended 2012-13	Adopted by the Board of Supervisors 2012-13
1	2	3	4	5
INTERGOVERNMENTAL	$ 263,023	$ (29,539)	$ 207,510	$ 207,510
CHARGES FOR SERVICES	10,500	20,660	275,000	275,000
MISCELLANEOUS	720,682	(85,997)		
OTHER FINANCING SOURCES	118,223	90,079	180,878	180,878
TOTAL REVENUE	**$ 1,112,428**	**$ (4,797)**	**$ 663,388**	**$ 663,388**
SERVICES & SUPPLIES	$ 2,815,753	$ 3,646,954	$ 20,961,475	$ 20,961,475
TOTAL EXPENDITURES/APPROPRIATIONS	**$ 2,815,753**	**$ 3,646,954**	**$ 20,961,475**	**$ 20,961,475**
NET COST	**$ (1,703,325)**	**$ (3,651,751)**	**$ (20,298,087)**	**$ (20,298,087)**

State Controller Schedules County Budget Act January 2010	COUNTY OF KERN Detail of Financing Sources and Financing Uses Governmental Funds Fiscal Year 2012-13	Schedule 9

Budget Unit **1812-BOARD OF TRADE**
Function **GENERAL**
Activity **PROMOTION**

Detail by Revenue Category and Expenditure Object	Actual 2010-11	Actual 2011-12	CAO Recommended 2012-13	Adopted by the Board of Supervisors 2012-13
1	2	3	4	5
INTERGOVERNMENTAL	$ 116	$	$	$
CHARGES FOR SERVICES	37,986		1,000	1,000
MISCELLANEOUS	12,864	14,866	13,100	13,100
OTHER FINANCING SOURCES	55,000	43,000	70,440	70,440
TOTAL REVENUE	**$ 105,966**	**$ 57,866**	**$ 84,540**	**$ 84,540**
SALARIES & EMPLOYEE BENEFITS	$ 628,433	$ 435,109	$ 530,274	$ 530,274
SERVICES & SUPPLIES	101,559	147,958	171,636	171,636
OTHER CHARGES		52	54	54
OTHER FINANCING USES			53,064	53,064
EXPENDITURE TRANSFERS & REIMBS			(5,000)	(5,000)
TOTAL EXPENDITURES/APPROPRIATIONS	**$ 729,992**	**$ 583,119**	**$ 750,028**	**$ 750,028**
NET COST	**$ (624,026)**	**$ (525,253)**	**$ (665,488)**	**$ (665,488)**

State Controller Schedules County Budget Act January 2010	COUNTY OF KERN Detail of Financing Sources and Financing Uses Governmental Funds Fiscal Year 2012-13	Schedule 9

Budget Unit **1813-INFORMATIONAL KIOSKS**
Function **GENERAL**
Activity **PROMOTION**

Detail by Revenue Category and Expenditure Object	Actual 2010-11	Actual 2011-12	CAO Recommended 2012-13	Adopted by the Board of Supervisors 2012-13
1	2	3	4	5
USE OF MONEY/PROPERTY	$ 50	$	$	$
MISCELLANEOUS	1,800			
TOTAL REVENUE	**$ 1,850**	**$**	**$**	**$**
OTHER FINANCING USES	$ 6,420	$	$	$
TOTAL EXPENDITURES/APPROPRIATIONS	**$ 6,420**	**$**	**$**	**$**
NET COST	**$ (4,570)**	**$**	**$**	**$**

State Controller Schedules County Budget Act January 2010	COUNTY OF KERN Detail of Financing Sources and Financing Uses Governmental Funds Fiscal Year 2012-13	Schedule 9

Budget Unit **1814-BOARD OF TRADE-ADVERTISING TRS**
Function **GENERAL**
Activity **PROMOTION**

Detail by Revenue Category and Expenditure Object	Actual 2010-11	Actual 2011-12	CAO Recommended 2012-13	Adopted by the Board of Supervisors 2012-13
1	2	3	4	5
USE OF MONEY/PROPERTY	$ 590	$ 513	$ 440	$ 440
MISCELLANEOUS	56,946	84,833	70,000	70,000
OTHER FINANCING SOURCES	6,420			
TOTAL REVENUE	**$ 63,956**	**$ 85,346**	**$ 70,440**	**$ 70,440**
OTHER FINANCING USES	$ 55,000	$ 43,000	$ 70,440	$ 70,440
TOTAL EXPENDITURES/APPROPRIATIONS	**$ 55,000**	**$ 43,000**	**$ 70,440**	**$ 70,440**
NET COST	**$ 8,956**	**$ 42,346**	**$**	

State Controller Schedules County Budget Act January 2010	COUNTY OF KERN Detail of Financing Sources and Financing Uses Governmental Funds Fiscal Year 2012-13	Schedule 9

Budget Unit **1900-ENGINEERING & SURVEY SERVICES**
Function **GENERAL**
Activity **OTHER GENERAL**

Detail by Revenue Category and Expenditure Object	Actual 2010-11	Actual 2011-12	CAO Recommended 2012-13	Adopted by the Board of Supervisors 2012-13
1	2	3	4	5
INTERGOVERNMENTAL	$	$ 9,752	$	$
CHARGES FOR SERVICES	3,027,212	2,885,761	2,607,420	2,607,420
MISCELLANEOUS	2,985	11,288	570	570
OTHER FINANCING SOURCES	22,637	22,817	12,960	12,960
TOTAL REVENUE	**$ 3,052,834**	**$ 2,929,618**	**$ 2,620,950**	**$ 2,620,950**
SALARIES & EMPLOYEE BENEFITS	$ 4,434,186	$ 4,362,190	$ 3,951,781	$ 3,951,781
SERVICES & SUPPLIES	631,472	611,109	675,935	675,935
OTHER CHARGES		72	1,000	1,000
CAPITAL ASSETS			25,000	25,000
OTHER FINANCING USES	93,603	137,185	821,765	821,765
EXPENDITURE TRANSFERS & REIMBS	(206,821)	(403,450)	(200,000)	(200,000)
TOTAL EXPENDITURES/APPROPRIATIONS	**$ 4,952,440**	**$ 4,707,106**	**$ 5,275,481**	**$ 5,275,481**
NET COST	**$ (1,899,606)**	**$ (1,777,488)**	**$ (2,654,531)**	**$ (2,654,531)**

State Controller Schedules County Budget Act January 2010	COUNTY OF KERN Detail of Financing Sources and Financing Uses Governmental Funds Fiscal Year 2012-13	Schedule 9

Budget Unit **1910-RISK MANAGEMENT**
Function **GENERAL**
Activity **OTHER GENERAL**

Detail by Revenue Category and Expenditure Object	Actual 2010-11	Actual 2011-12	CAO Recommended 2012-13	Adopted by the Board of Supervisors 2012-13
1	2	3	4	5
CHARGES FOR SERVICES	$ 3,433,836	$ 3,490,321	$ 4,391,536	$ 4,391,536
MISCELLANEOUS	45,335	87,351	17,421	17,421
TOTAL REVENUE	**$ 3,479,171**	**$ 3,577,672**	**$ 4,408,957**	**$ 4,408,957**
SALARIES & EMPLOYEE BENEFITS	$ 2,487,540	$ 2,536,715	$ 3,328,345	$ 3,328,345
SERVICES & SUPPLIES	1,370,835	1,454,289	1,622,702	1,622,702
OTHER CHARGES	1,869,590	1,520,200	2,563	2,563
EXPENDITURE TRANSFERS & REIMBS	(464,779)	(546,135)	(544,653)	(544,653)
TOTAL EXPENDITURES/APPROPRIATIONS	**$ 5,263,186**	**$ 4,965,069**	**$ 4,408,957**	**$ 4,408,957**
NET COST	**$ (1,784,015)**	**$ (1,387,397)**	**$**	**$**

State Controller Schedules County Budget Act January 2010	COUNTY OF KERN Detail of Financing Sources and Financing Uses Governmental Funds Fiscal Year 2012-13	Schedule 9

Budget Unit **1947-TOBACCO ENDOWMENT INTEREST**
Function **GENERAL**
Activity **PLANT ACQUISITION**

Detail by Revenue Category and Expenditure Object	Actual 2010-11	Actual 2011-12	CAO Recommended 2012-13	Adopted by the Board of Supervisors 2012-13
1	2	3	4	5
USE OF MONEY/PROPERTY	$ 1,250,000	$ 1,000,000	$ 1,000,000	$ 1,000,000
TOTAL REVENUE	**$ 1,250,000**	**$ 1,000,000**	**1,000,000**	**$ 1,000,000**
OTHER FINANCING USES	$ 1,250,000	$ 1,000,000	$ 1,000,000	$ 1,000,000
TOTAL EXPENDITURES/APPROPRIATIONS	**$ 1,250,000**	**$ 1,000,000**	**$ 1,000,000**	**$ 1,000,000**
NET COST	**$**	**$**	**$**	**$**

State Controller Schedules County Budget Act January 2010	COUNTY OF KERN Detail of Financing Sources and Financing Uses Governmental Funds Fiscal Year 2012-13	Schedule 9

Budget Unit **1948-ACO-GENERAL**
Function **GENERAL**
Activity **PLANT ACQUISITION**

Detail by Revenue Category and Expenditure Object	Actual 2010-11	Actual 2011-12	CAO Recommended 2012-13	Adopted by the Board of Supervisors 2012-13
1	2	3	4	5
USE OF MONEY/PROPERTY	$ 209,827	$ 145,906	$ 142,023	$ 142,023
TOTAL REVENUE	**$ 209,827**	**$ 145,906**	**142,023**	**$ 142,023**
TOTAL EXPENDITURES/APPROPRIATIONS	**$**	**$**	**$**	**$**
NET COST	**$ 209,827**	**$ 145,906**	**$ 142,023**	**$ 142,023**

State Controller Schedules County Budget Act January 2010	COUNTY OF KERN Detail of Financing Sources and Financing Uses Governmental Funds Fiscal Year 2012-13	Schedule 9

Budget Unit **1949-ACO-STRUCTURAL FIRE**
Function **GENERAL**
Activity **PLANT ACQUISITION**

Detail by Revenue Category and Expenditure Object	Actual 2010-11	Actual 2011-12	CAO Recommended 2012-13	Adopted by the Board of Supervisors 2012-13
1	2	3	4	5
USE OF MONEY/PROPERTY	$ 2,847	$ 2,194	$ 2,800	$ 2,800
TOTAL REVENUE	**$ 2,847**	**$ 2,194**	**2,800**	**$ 2,800**
TOTAL EXPENDITURES/APPROPRIATIONS	**$**	**$**	**$**	**$**
NET COST	**$ 2,847**	**$ 2,194**	**$ 2,800**	**$ 2,800**

State Controller Schedules County Budget Act January 2010	COUNTY OF KERN Detail of Financing Sources and Financing Uses Governmental Funds Fiscal Year 2012-13	Schedule 9

Budget Unit **1950-BKFD PLANNED SEWER #1 TRUST**
Function **GENERAL**
Activity **PLANT ACQUISITION**

Detail by Revenue Category and Expenditure Object	Actual 2010-11	Actual 2011-12	CAO Recommended 2012-13	Adopted by the Board of Supervisors 2012-13
1	2	3	4	5
USE OF MONEY/PROPERTY	$	$ 15,240	$	$
CHARGES FOR SERVICES	11,808	60,374	70,678	70,678
TOTAL REVENUE	**$ 11,808**	**$ 75,614**	**70,678**	**$ 70,678**
SERVICES & SUPPLIES	$ 68	$ 34	$ 675,200	$ 675,200
TOTAL EXPENDITURES/APPROPRIATIONS	**$ 68**	**$ 34**	**$ 675,200**	**$ 675,200**
NET COST	**$ 11,740**	**$ 75,580**	**$ (604,522)**	**$ (604,522)**

State Controller Schedules County Budget Act January 2010	COUNTY OF KERN Detail of Financing Sources and Financing Uses Governmental Funds Fiscal Year 2012-13	Schedule 9

Budget Unit **1951-BKFD PLANNED SEWER #2 TRUST**
Function **GENERAL**
Activity **PLANT ACQUISITION**

Detail by Revenue Category and Expenditure Object	Actual 2010-11	Actual 2011-12	CAO Recommended 2012-13	Adopted by the Board of Supervisors 2012-13
1	2	3	4	5
USE OF MONEY/PROPERTY	$ 3,107	$ 2,394	$ 2,872	$ 2,872
TOTAL REVENUE	**$ 3,107**	**$ 2,394**	**2,872**	**$ 2,872**
SERVICES & SUPPLIES	$	$	$ 200,000	$ 200,000
TOTAL EXPENDITURES/APPROPRIATIONS	**$**	**$**	**$ 200,000**	**$ 200,000**
NET COST	**$ 3,107**	**$ 2,394**	**$ (197,128)**	**$ (197,128)**

State Controller Schedules County Budget Act January 2010	COUNTY OF KERN Detail of Financing Sources and Financing Uses Governmental Funds Fiscal Year 2012-13	Schedule 9

Budget Unit **1952-BKFD PLANNED SEWER #3 TRUST**
Function **GENERAL**
Activity **PLANT ACQUISITION**

Detail by Revenue Category and Expenditure Object	Actual 2010-11	Actual 2011-12	CAO Recommended 2012-13	Adopted by the Board of Supervisors 2012-13
1	2	3	4	5
USE OF MONEY/PROPERTY	$ 31	$ 24	$ 28	$ 28
TOTAL REVENUE	**$ 31**	**$ 24**	**28**	**$ 28**
SERVICES & SUPPLIES	$	$	$ 2,500	$ 2,500
TOTAL EXPENDITURES/APPROPRIATIONS	**$**	**$**	**$ 2,500**	**$ 2,500**
NET COST	**$ 31**	**$ 24**	**$ (2,472)**	**$ (2,472)**

State Controller Schedules County Budget Act January 2010	COUNTY OF KERN Detail of Financing Sources and Financing Uses Governmental Funds Fiscal Year 2012-13	Schedule 9

Budget Unit **1953-BKFD PLANNED SEWER #4 TRUST**
Function **GENERAL**
Activity **PLANT ACQUISITION**

Detail by Revenue Category and Expenditure Object	Actual 2010-11	Actual 2011-12	CAO Recommended 2012-13	Adopted by the Board of Supervisors 2012-13
1	2	3	4	5
USE OF MONEY/PROPERTY	$ 671	$ 526	$ 765	$ 765
CHARGES FOR SERVICES	1,324	1,985	662	662
TOTAL REVENUE	**$ 1,995**	**$ 2,511**	**1,427**	**$ 1,427**
SERVICES & SUPPLIES	$	$	$ 60,000	$ 60,000
TOTAL EXPENDITURES/APPROPRIATIONS	**$**	**$**	**$ 60,000**	**$ 60,000**
NET COST	**$ 1,995**	**$ 2,511**	**$ (58,573)**	**$ (58,573)**

State Controller Schedules County Budget Act January 2010	COUNTY OF KERN Detail of Financing Sources and Financing Uses Governmental Funds Fiscal Year 2012-13	Schedule 9

Budget Unit **1954-BKFD PLANNED SEWER #5 TRUST**
Function **GENERAL**
Activity **PLANT ACQUISITION**

Detail by Revenue Category and Expenditure Object	Actual 2010-11	Actual 2011-12	CAO Recommended 2012-13	Adopted by the Board of Supervisors 2012-13
1	2	3	4	5
USE OF MONEY/PROPERTY	$ 739	$ 601	$ 720	$ 720
CHARGES FOR SERVICES	5,302			
TOTAL REVENUE	**$ 6,041**	**$ 601**	**720**	**$ 720**
SERVICES & SUPPLIES	$	$	$ 60,000	$ 60,000
TOTAL EXPENDITURES/APPROPRIATIONS	**$**	**$**	**$ 60,000**	**$ 60,000**
NET COST	**$ 6,041**	**$ 601**	**$ (59,280)**	**$ (59,280)**

State Controller Schedules County Budget Act January 2010	COUNTY OF KERN Detail of Financing Sources and Financing Uses Governmental Funds Fiscal Year 2012-13	Schedule 9

Budget Unit **1956-CO PLANNED SEWER AREA A TRUST**
Function **GENERAL**
Activity **PLANT ACQUISITION**

Detail by Revenue Category and Expenditure Object	Actual 2010-11	Actual 2011-12	CAO Recommended 2012-13	Adopted by the Board of Supervisors 2012-13
1	2	3	4	5
USE OF MONEY/PROPERTY	$ 318	$ 252	$ 440	$ 440
CHARGES FOR SERVICES	1,368	684	684	684
TOTAL REVENUE	**$ 1,686**	**$ 936**	**1,124**	**$ 1,124**
SERVICES & SUPPLIES	$	$ 15	$ 15,640	$ 15,640
TOTAL EXPENDITURES/APPROPRIATIONS	**$**	**$ 15**	**$ 15,640**	**$ 15,640**
NET COST	**$ 1,686**	**$ 921**	**$ (14,516)**	**$ (14,516)**

State Controller Schedules County Budget Act January 2010	COUNTY OF KERN Detail of Financing Sources and Financing Uses Governmental Funds Fiscal Year 2012-13	Schedule 9

Budget Unit **1957-CO PLANNED SEWER AREA B TRUST**
Function **GENERAL**
Activity **PLANT ACQUISITION**

Detail by Revenue Category and Expenditure Object	Actual 2010-11	Actual 2011-12	CAO Recommended 2012-13	Adopted by the Board of Supervisors 2012-13
1	2	3	4	5
USE OF MONEY/PROPERTY	$ 15	$ 12	$ 14	$ 14
TOTAL REVENUE	**$ 15**	**$ 12**	**14**	**$ 14**
SERVICES & SUPPLIES	$	$	$ 1,200	$ 1,200
TOTAL EXPENDITURES/APPROPRIATIONS	**$**	**$**	**$ 1,200**	**$ 1,200**
NET COST	**$ 15**	**$ 12**	**$ (1,186)**	**$ (1,186)**

State Controller Schedules County Budget Act January 2010	COUNTY OF KERN Detail of Financing Sources and Financing Uses Governmental Funds Fiscal Year 2012-13	Schedule 9

Budget Unit **1958-CSA #71 SEPTIC ABANDONMENT TRS**
Function **GENERAL**
Activity **PLANT ACQUISITION**

Detail by Revenue Category and Expenditure Object	Actual 2010-11	Actual 2011-12	CAO Recommended 2012-13	Adopted by the Board of Supervisors 2012-13
1	2	3	4	5
USE OF MONEY/PROPERTY	$ 6,532	$ 7,327	$ 14,371	$ 14,371
CHARGES FOR SERVICES	20,700	35,975	27,895	27,895
TOTAL REVENUE	**$ 27,232**	**$ 43,302**	**42,266**	**$ 42,266**
SERVICES & SUPPLIES	$	$ 80	$ 650,050	$ 650,050
TOTAL EXPENDITURES/APPROPRIATIONS	**$**	**$ 80**	**$ 650,050**	**$ 650,050**
NET COST	**$ 27,232**	**$ 43,222**	**$ (607,784)**	**$ (607,784)**

State Controller Schedules County Budget Act January 2010	COUNTY OF KERN Detail of Financing Sources and Financing Uses Governmental Funds Fiscal Year 2012-13	Schedule 9

Budget Unit **1959-COURT TEMP CONST.**
Function **GENERAL**
Activity **PLANT ACQUISITION**

Detail by Revenue Category and Expenditure Object	Actual 2010-11	Actual 2011-12	CAO Recommended 2012-13	Adopted by the Board of Supervisors 2012-13
1	2	3	4	5
FINES AND FORFEITURES	$ 37,960	$	$	$
TOTAL REVENUE	**$ 37,960**	**$**		**$**
OTHER FINANCING USES	$ 436,671	$	$	$
TOTAL EXPENDITURES/APPROPRIATIONS	**$ 436,671**	**$**	**$**	**$**
NET COST	**$ (398,711)**	**$**	**$**	**$**

State Controller Schedules County Budget Act January 2010	COUNTY OF KERN Detail of Financing Sources and Financing Uses Governmental Funds Fiscal Year 2012-13	Schedule 9

Budget Unit **1960-GENERAL SERVICES - CAPITAL PROJECTS**
Function **GENERAL**
Activity **PLANT ACQUISITION**

Detail by Revenue Category and Expenditure Object	Actual 2010-11	Actual 2011-12	CAO Recommended 2012-13	Adopted by the Board of Supervisors 2012-13
1	2	3	4	5
INTERGOVERNMENTAL	$ 3,152,365	$ (969,196)	$	$
CHARGES FOR SERVICES		1,616,551	450,000	450,000
MISCELLANEOUS	199,242	4,454,699		
OTHER FINANCING SOURCES	3,431,670	2,936,414	1,110,000	1,110,000
TOTAL REVENUE	**$ 6,783,277**	**$ 8,038,468**	**1,560,000**	**$ 1,560,000**
CAPITAL ASSETS	$ 6,481,056	$ 9,776,174	$ 22,368,530	$ 22,368,530
TOTAL EXPENDITURES/APPROPRIATIONS	**$ 6,481,056**	**$ 9,776,174**	**$ 22,368,530**	**$ 22,368,530**
NET COST	**$ 302,221**	**$ (1,737,706)**	**$ (20,808,530)**	**$ (20,808,530)**

State Controller Schedules County Budget Act January 2010	COUNTY OF KERN Detail of Financing Sources and Financing Uses Governmental Funds Fiscal Year 2012-13	Schedule 9

Budget Unit **1961-ORANGEWD PLD**
Function **GENERAL**
Activity **PLANT ACQUISITION**

Detail by Revenue Category and Expenditure Object	Actual 2010-11	Actual 2011-12	CAO Recommended 2012-13	Adopted by the Board of Supervisors 2012-13
1	2	3	4	5
USE OF MONEY/PROPERTY	$ 6,095	$ 6,632	$ 7,959	$ 7,959
TOTAL REVENUE	**$ 6,095**	**$ 6,632**	**7,959**	**$ 7,959**
SERVICES & SUPPLIES	$	$	$ 615,000	$ 615,000
TOTAL EXPENDITURES/APPROPRIATIONS	**$**	**$**	**$ 615,000**	**$ 615,000**
NET COST	**$ 6,095**	**$ 6,632**	**$ (607,041)**	**$ (607,041)**

State Controller Schedules County Budget Act January 2010	COUNTY OF KERN Detail of Financing Sources and Financing Uses Governmental Funds Fiscal Year 2012-13	Schedule 9

Budget Unit **1962-PL LOC DRAN-SHAL**
Function **GENERAL**
Activity **PLANT ACQUISITION**

Detail by Revenue Category and Expenditure Object	Actual 2010-11	Actual 2011-12	CAO Recommended 2012-13	Adopted by the Board of Supervisors 2012-13
1	2	3	4	5
USE OF MONEY/PROPERTY	$ 113	$ 89	$ 105	$ 105
TOTAL REVENUE	**$ 113**	**$ 89**	**105**	**$ 105**
SERVICES & SUPPLIES	$	$	$ 7,000	$ 7,000
TOTAL EXPENDITURES/APPROPRIATIONS	**$**	**$**	**$ 7,000**	**$ 7,000**
NET COST	**$ 113**	**$ 89**	**$ (6,895)**	**$ (6,895)**

State Controller Schedules County Budget Act January 2010	COUNTY OF KERN Detail of Financing Sources and Financing Uses Governmental Funds Fiscal Year 2012-13	Schedule 9

Budget Unit **1963-PL LOC DRAN-BRUND**
Function **GENERAL**
Activity **PLANT ACQUISITION**

Detail by Revenue Category and Expenditure Object	Actual 2010-11	Actual 2011-12	CAO Recommended 2012-13	Adopted by the Board of Supervisors 2012-13
1	2	3	4	5
USE OF MONEY/PROPERTY	$ 1,352	$ 1,043	$ 1,251	$ 1,251
TOTAL REVENUE	**$ 1,352**	**$ 1,043**	**1,251**	**$ 1,251**
SERVICES & SUPPLIES	$	$	$ 70,000	$ 70,000
TOTAL EXPENDITURES/APPROPRIATIONS	**$**	**$**	**$ 70,000**	**$ 70,000**
NET COST	**$ 1,352**	**$ 1,043**	**$ (68,749)**	**$ (68,749)**

State Controller Schedules County Budget Act January 2010	COUNTY OF KERN Detail of Financing Sources and Financing Uses Governmental Funds Fiscal Year 2012-13	Schedule 9

Budget Unit **1964-PL LOC DRAN-BRECK**
Function **GENERAL**
Activity **PLANT ACQUISITION**

Detail by Revenue Category and Expenditure Object	Actual 2010-11	Actual 2011-12	CAO Recommended 2012-13	Adopted by the Board of Supervisors 2012-13
1	2	3	4	5
USE OF MONEY/PROPERTY	$ 369	$ 285	$ 342	$ 342
TOTAL REVENUE	**$ 369**	**$ 285**	**342**	**$ 342**
SERVICES & SUPPLIES	$	$	$ 27,500	$ 27,500
TOTAL EXPENDITURES/APPROPRIATIONS	**$**	**$**	**$ 27,500**	**$ 27,500**
NET COST	**$ 369**	**$ 285**	**$ (27,158)**	**$ (27,158)**

State Controller Schedules County Budget Act January 2010	COUNTY OF KERN Detail of Financing Sources and Financing Uses Governmental Funds Fiscal Year 2012-13	Schedule 9

Budget Unit **1965-PLD OILDALE**
Function **GENERAL**
Activity **PLANT ACQUISITION**

Detail by Revenue Category and Expenditure Object	Actual 2010-11	Actual 2011-12	CAO Recommended 2012-13	Adopted by the Board of Supervisors 2012-13
1	2	3	4	5
LICENSES AND PERMITS	$	$ 1,372	$ 1,372	$ 1,372
USE OF MONEY/PROPERTY	1,085	834	1,276	1,276
TOTAL REVENUE	**$ 1,085**	**$ 2,206**	**2,648**	**$ 2,648**
SERVICES & SUPPLIES	$	$	$ 75,000	$ 75,000
TOTAL EXPENDITURES/APPROPRIATIONS	**$**	**$**	**$ 75,000**	**$ 75,000**
NET COST	**$ 1,085**	**$ 2,206**	**$ (72,352)**	**$ (72,352)**

State Controller Schedules County Budget Act January 2010	COUNTY OF KERN Detail of Financing Sources and Financing Uses Governmental Funds Fiscal Year 2012-13	Schedule 9

Budget Unit **1966-FACILITY PROJECTS**
Function **GENERAL**
Activity **PLANT ACQUISITION**

Detail by Revenue Category and Expenditure Object	Actual 2010-11	Actual 2011-12	CAO Recommended 2012-13	Adopted by the Board of Supervisors 2012-13
1	2	3	4	5
USE OF MONEY/PROPERTY	$ 48,486	$ 17,946	$	$
MISCELLANEOUS	1,498,054	3,278,252		
OTHER FINANCING SOURCES			1,600,000	1,600,000
TOTAL REVENUE	**$ 1,546,540**	**$ 3,296,198**	**1,600,000**	**$ 1,600,000**
CAPITAL ASSETS	$ 1,014,371	$ 4,014,095	$ 1,600,000	$ 1,600,000
TOTAL EXPENDITURES/APPROPRIATIONS	**$ 1,014,371**	**$ 4,014,095**	**$ 1,600,000**	**$ 1,600,000**
NET COST	**$ 532,169**	**$ (717,897)**	**$**	

State Controller Schedules County Budget Act January 2010	COUNTY OF KERN Detail of Financing Sources and Financing Uses Governmental Funds Fiscal Year 2012-13	Schedule 9

Budget Unit **1967-GEN SERV-MAJ MAINT-JUV FAC FND**
Function **GENERAL**
Activity **PLANT ACQUISITION**

Detail by Revenue Category and Expenditure Object	Actual 2010-11	Actual 2011-12	CAO Recommended 2012-13	Adopted by the Board of Supervisors 2012-13
1	2	3	4	5
FINES AND FORFEITURES	$ 293	$ 237	$	$
USE OF MONEY/PROPERTY	82	64		
TOTAL REVENUE	**$ 375**	**$ 301**		**$**
CAPITAL ASSETS	$	$	$	$
TOTAL EXPENDITURES/APPROPRIATIONS	**$**	**$**	**$**	**$**
NET COST	**$ 375**	**$ 301**	**$**	**$**

State Controller Schedules County Budget Act January 2010	COUNTY OF KERN Detail of Financing Sources and Financing Uses Governmental Funds Fiscal Year 2012-13	Schedule 9

Budget Unit **1968-CRIMINAL JUST FACILITY**
Function **GENERAL**
Activity **PLANT ACQUISITION**

Detail by Revenue Category and Expenditure Object	Actual 2010-11	Actual 2011-12	CAO Recommended 2012-13	Adopted by the Board of Supervisors 2012-13
1	2	3	4	5
FINES AND FORFEITURES	$ 3,854,567	$ 3,426,988	$ 3,500,000	$ 3,500,000
TOTAL REVENUE	**$ 3,854,567**	**$ 3,426,988**	**3,500,000**	**$ 3,500,000**
OTHER FINANCING USES	$ 2,665,132	$ 3,300,000	$ 3,300,000	$ 3,300,000
TOTAL EXPENDITURES/APPROPRIATIONS	**$ 2,665,132**	**$ 3,300,000**	**$ 3,300,000**	**$ 3,300,000**
NET COST	**$ 1,189,435**	**$ 126,988**	**$ 200,000**	**$ 200,000**

State Controller Schedules County Budget Act January 2010	COUNTY OF KERN Detail of Financing Sources and Financing Uses Governmental Funds Fiscal Year 2012-13	Schedule 9

Budget Unit **1969-REXLAND ACRES SEWER AD 2006-1**
Function **GENERAL**
Activity **PLANT ACQUISITION**

Detail by Revenue Category and Expenditure Object	Actual 2010-11	Actual 2011-12	CAO Recommended 2012-13	Adopted by the Board of Supervisors 2012-13
1	2	3	4	5
USE OF MONEY/PROPERTY	$	$	$	$
INTERGOVERNMENTAL				
OTHER FINANCING SOURCES				
TOTAL REVENUE	**$**	**$**		**$**
CAPITAL ASSETS	$ 110	$	$	$
TOTAL EXPENDITURES/APPROPRIATIONS	**$ 110**	**$**	**$**	**$**
NET COST	**$ (110)**	**$**	**$**	**$**

State Controller Schedules County Budget Act January 2010	COUNTY OF KERN Detail of Financing Sources and Financing Uses Governmental Funds Fiscal Year 2012-13	Schedule 9

Budget Unit **8213-KHS EXCESS RESERVES/CAPITAL**
Function **GENERAL**
Activity **PLANT ACQUISITION**

Detail by Revenue Category and Expenditure Object	Actual 2010-11	Actual 2011-12	CAO Recommended 2012-13	Adopted by the Board of Supervisors 2012-13
1	2	3	4	5
OTHER FINANCING SOURCES	$	$	$ 13,000,000	$ 13,000,000
TOTAL REVENUE	**$**	**$**	**13,000,000**	**$ 13,000,000**
TOTAL EXPENDITURES/APPROPRIATIONS	**$**	**$**	**$**	**$**
NET COST	**$**	**$**	**$ 13,000,000**	**$ 13,000,000**

State Controller Schedules County Budget Act January 2010	COUNTY OF KERN Detail of Financing Sources and Financing Uses Governmental Funds Fiscal Year 2012-13	Schedule 9

Budget Unit **8235-TOBACCO SECUR PROCEEDS-CP FUND**
Function **GENERAL**
Activity **PLANT ACQUISITION**

Detail by Revenue Category and Expenditure Object	Actual 2010-11	Actual 2011-12	CAO Recommended 2012-13	Adopted by the Board of Supervisors 2012-13
1	2	3	4	5
USE OF MONEY/PROPERTY	$ 27,754	$ 13,403	$ 7,196	$ 7,196
TOTAL REVENUE	**$ 27,754**	**$ 13,403**	**7,196**	**$ 7,196**
CAPITAL ASSETS	$	$ 1,616,551	$	$
OTHER FINANCING USES			1,600,000	1,600,000
TOTAL EXPENDITURES/APPROPRIATIONS	**$**	**$ 1,616,551**	**$ 1,600,000**	**$ 1,600,000**
NET COST	**$ 27,754**	**$ (1,603,148.2)**	**$ (1,592,804)**	**$ (1,592,804)**

APPROPRIATION FOR CONTINGENCIES

THIS PAGE INTENTIONALLY LEFT BLANK

State Controller Schedules County Budget Act January 2010	COUNTY OF KERN Detail of Financing Sources and Financing Uses Governmental Funds Fiscal Year 2012-13	Schedule 9

Budget Unit **1970-APPROPRIATION FR CONTINGENCIES**
Function **GENERAL**
Activity **APPROPRIATION FR CONTINGENCIES**

Detail by Revenue Category and Expenditure Object	Actual 2010-11	Actual 2011-12	CAO Recommended 2012-13	Adopted by the Board of Supervisors 2012-13
1	2	3	4	5
TOTAL REVENUE	**$**	**$**		**$**
APPROPRIATION FR CONTINGENCIES	$	$	$ 9,267,191	$ 6,777,191
TOTAL EXPENDITURES/APPROPRIATIONS	**$**	**$**	**$ 9,267,191**	**$ 6,777,191**
NET COST	**$**	**$**	**$ (9,267,191)**	**$ (6,777,191)**

THIS PAGE INTENTIONALLY LEFT BLANK

Function:

PUBLIC PROTECTION

THIS PAGE INTENTIONALLY LEFT BLANK

State Controller Schedules County Budget Act January 2010	COUNTY OF KERN Detail of Financing Sources and Financing Uses Governmental Funds Fiscal Year 2012-13	Schedule 9

Budget Unit **2110-CONTRI-TRIAL COURT FUNDING**
Function **PUBLIC PROTECTION**
Activity **JUDICIAL**

Detail by Revenue Category and Expenditure Object	Actual 2010-11	Actual 2011-12	CAO Recommended 2012-13	Adopted by the Board of Supervisors 2012-13
1	2	3	4	5
FINES AND FORFEITURES	$ 4,832,767	$ 4,634,051	$ 5,424,000	$ 5,424,000
CHARGES FOR SERVICES	4,441,675	4,156,922	4,594,000	4,594,000
MISCELLANEOUS	230,724	169,997		
TOTAL REVENUE	**$ 9,505,166**	**$ 8,960,970**	**$ 10,018,000**	**$ 10,018,000**
SERVICES & SUPPLIES	$ 15,772,291	$ 15,989,962	$ 16,500,000	$ 16,500,000
TOTAL EXPENDITURES/APPROPRIATIONS	**$ 15,772,291**	**$ 15,989,962**	**$ 16,500,000**	**$ 16,500,000**
NET COST	**$ (6,267,125)**	**$ (7,028,992)**	**$ (6,482,000)**	**$ (6,482,000)**

State Controller Schedules County Budget Act January 2010	COUNTY OF KERN Detail of Financing Sources and Financing Uses Governmental Funds Fiscal Year 2012-13	Schedule 9

Budget Unit **2111-DNA INDENTIFICATION FUND**
Function **PUBLIC PROTECTION**
Activity **JUDICIAL**

Detail by Revenue Category and Expenditure Object	Actual 2010-11	Actual 2011-12	CAO Recommended 2012-13	Adopted by the Board of Supervisors 2012-13
1	2	3	4	5
FINES AND FORFEITURES	$ 619,288	$ 553,850	$ 500,000	$ 500,000
TOTAL REVENUE	**$ 619,288**	**$ 553,850**	**$ 500,000**	**$ 500,000**
OTHER FINANCING USES	$ 461,120	$ 488,120	$ 973,000	$ 973,000
TOTAL EXPENDITURES/APPROPRIATIONS	**$ 461,120**	**$ 488,120**	**$ 973,000**	**$ 973,000**
NET COST	**$ 158,168**	**$ 65,730**	**$ (473,000)**	**$ (473,000)**

State Controller Schedules County Budget Act January 2010	COUNTY OF KERN Detail of Financing Sources and Financing Uses Governmental Funds Fiscal Year 2012-13	Schedule 9

Budget Unit **2112-LOCAL PUBLIC SAFETY FUND**
Function **PUBLIC PROTECTION**
Activity **JUDICIAL**

Detail by Revenue Category and Expenditure Object	Actual 2010-11	Actual 2011-12	CAO Recommended 2012-13	Adopted by the Board of Supervisors 2012-13
1	2	3	4	5
INTERGOVERNMENTAL	$ 51,918,793	$ 60,420,147	$ 62,726,692	$ 62,726,692
TOTAL REVENUE	**$ 51,918,793**	**$ 60,420,147**	**$ 62,726,692**	**$ 62,726,692**
OTHER FINANCING USES	$ 51,918,793	$ 54,225,367	$ 68,921,472	$ 68,921,472
TOTAL EXPENDITURES/APPROPRIATIONS	**$ 51,918,793**	**$ 54,225,367**	**$ 68,921,472**	**$ 68,921,472**
NET COST	**$**	**$ 6,194,780**	**$ (6,194,780)**	**$ (6,194,780)**

State Controller Schedules County Budget Act January 2010	COUNTY OF KERN Detail of Financing Sources and Financing Uses Governmental Funds Fiscal Year 2012-13	Schedule 9

Budget Unit **2113-AUTOMATED CO WARRANT SYSTEM**
Function **PUBLIC PROTECTION**
Activity **JUDICIAL**

Detail by Revenue Category and Expenditure Object	Actual 2010-11	Actual 2011-12	CAO Recommended 2012-13	Adopted by the Board of Supervisors 2012-13
1	2	3	4	5
FINES AND FORFEITURES	$ 80,165	$ 73,417	$ 75,000	$ 75,000
TOTAL REVENUE	**$ 80,165**	**$ 73,417**	**$ 75,000**	**$ 75,000**
OTHER FINANCING USES	$ 67,000	$ 90,000	$ 100,000	$ 100,000
TOTAL EXPENDITURES/APPROPRIATIONS	**$ 67,000**	**$ 90,000**	**$ 100,000**	**$ 100,000**
NET COST	**$ 13,165**	**$ (16,583)**	**$ (25,000)**	**$ (25,000)**

State Controller Schedules County Budget Act January 2010	COUNTY OF KERN Detail of Financing Sources and Financing Uses Governmental Funds Fiscal Year 2012-13	Schedule 9

Budget Unit **2114-DOMESTIC VIOLENCE FUND**
Function **PUBLIC PROTECTION**
Activity **JUDICIAL**

Detail by Revenue Category and Expenditure Object	Actual 2010-11	Actual 2011-12	CAO Recommended 2012-13	Adopted by the Board of Supervisors 2012-13
1	2	3	4	5
LICENSES AND PERMITS	$ 97,382	$ 94,990	$ 92,000	$ 92,000
FINES AND FORFEITURES	36,856	58,476	45,000	45,000
TOTAL REVENUE	**$ 134,238**	**$ 153,466**	**$ 137,000**	**$ 137,000**
OTHER FINANCING USES	$ 200,000	$ 200,000	$ 120,000	$ 120,000
TOTAL EXPENDITURES/APPROPRIATIONS	**$ 200,000**	**$ 200,000**	**$ 120,000**	**$ 120,000**
NET COST	**$ (65,762)**	**$ (46,534)**	**$ 17,000**	**$ 17,000**

State Controller Schedules County Budget Act January 2010	COUNTY OF KERN Detail of Financing Sources and Financing Uses Governmental Funds Fiscal Year 2012-13	Schedule 9

Budget Unit **2115-REAL ESTATE FRAUD**
Function **PUBLIC PROTECTION**
Activity **JUDICIAL**

Detail by Revenue Category and Expenditure Object	Actual 2010-11	Actual 2011-12	CAO Recommended 2012-13	Adopted by the Board of Supervisors 2012-13
1	2	3	4	5
USE OF MONEY/PROPERTY	$ 4,290	$ 3,491	$ 3,500	$ 3,500
CHARGES FOR SERVICES	187,447	177,941	180,000	180,000
OTHER FINANCING SOURCES	48	18		
TOTAL REVENUE	**$ 191,785**	**$ 181,450**	**$ 183,500**	**$ 183,500**
SERVICES & SUPPLIES	$	$ 66,000	$ 180,000	$ 180,000
OTHER FINANCING USES	100,000	170,500	130,000	130,000
TOTAL EXPENDITURES/APPROPRIATIONS	**$ 100,000**	**$ 236,500**	**$ 310,000**	**$ 310,000**
NET COST	**$ 91,785**	**$ (55,050)**	**$ (126,500)**	**$ (126,500)**

State Controller Schedules County Budget Act January 2010	COUNTY OF KERN Detail of Financing Sources and Financing Uses Governmental Funds Fiscal Year 2012-13	Schedule 9

Budget Unit **2116-COUNTY CLERK**
Function **PUBLIC PROTECTION**
Activity **JUDICIAL**

Detail by Revenue Category and Expenditure Object	Actual 2010-11	Actual 2011-12	CAO Recommended 2012-13	Adopted by the Board of Supervisors 2012-13
1	2	3	4	5
LICENSES AND PERMITS	$ 157,977	$ 168,987	$ 145,000	$ 145,000
CHARGES FOR SERVICES	315,191	312,528	295,500	295,500
MISCELLANEOUS	11	45		
OTHER FINANCING SOURCES	1,200	1,200	3,642	$ 3,642
TOTAL REVENUE	**$ 474,379**	**$ 482,760**	**$ 444,142**	**$ 444,142**
SALARIES & EMPLOYEE BENEFITS	$ 319,485	$ 240,605	$ 302,403	$ 302,403
SERVICES & SUPPLIES	111,642	90,429	162,137	162,137
OTHER CHARGES		9	11	11
OTHER FINANCING USES			64,474	64,474
TOTAL EXPENDITURES/APPROPRIATIONS	**$ 431,127**	**$ 331,043**	**$ 529,025**	**$ 529,025**
NET COST	**$ 43,252**	**$ 151,717**	**$ (84,883)**	**$ (84,883)**

State Controller Schedules County Budget Act January 2010	COUNTY OF KERN Detail of Financing Sources and Financing Uses Governmental Funds Fiscal Year 2012-13	Schedule 9

Budget Unit **2117-CO-WIDE CRIME PREV. P.C.1202.5**
Function **PUBLIC PROTECTION**
Activity **JUDICIAL**

Detail by Revenue Category and Expenditure Object	Actual 2010-11	Actual 2011-12	CAO Recommended 2012-13	Adopted by the Board of Supervisors 2012-13
1	2	3	4	5
FINES AND FORFEITURES	$ 716	$ 705	$	$
TOTAL REVENUE	**$ 716**	**$ 705**	**$**	**$**
TOTAL EXPENDITURES/APPROPRIATIONS	**$**	**$**	**$**	**$**
NET COST	**$ 716**	**$ 705**	**$**	**$**

State Controller Schedules County Budget Act January 2010	COUNTY OF KERN Detail of Financing Sources and Financing Uses Governmental Funds Fiscal Year 2012-13	Schedule 9

Budget Unit **2118-ARRA JUSTICE ASSISTANCE**
Function **PUBLIC PROTECTION**
Activity **JUDICIAL**

Detail by Revenue Category and Expenditure Object	Actual 2010-11	Actual 2011-12	CAO Recommended 2012-13	Adopted by the Board of Supervisors 2012-13
1	2	3	4	5
TOTAL REVENUE	**$**	**$**	**$**	**$**
OTHER FINANCING USES	$	$ 173,839	$	$
TOTAL EXPENDITURES/APPROPRIATIONS	**$**	**$ 173,839**	**$**	**$**
NET COST	**$**	**$ (173,839)**	**$**	**$**

State Controller Schedules County Budget Act January 2010	COUNTY OF KERN Detail of Financing Sources and Financing Uses Governmental Funds Fiscal Year 2012-13	Schedule 9

Budget Unit **2160-GRAND JURY**
Function **PUBLIC PROTECTION**
Activity **JUDICIAL**

Detail by Revenue Category and Expenditure Object	Actual 2010-11	Actual 2011-12	CAO Recommended 2012-13	Adopted by the Board of Supervisors 2012-13
1	2	3	4	5
MISCELLANEOUS	$	$ 692	$	$
TOTAL REVENUE	**$**	**$ 692**	**$**	**$**
SALARIES & EMPLOYEE BENEFITS	$ 81,782	$ 87,753	$ 85,811	$ 85,811
SERVICES & SUPPLIES	148,118	149,826	217,189	217,189
TOTAL EXPENDITURES/APPROPRIATIONS	**$ 229,900**	**$ 237,579**	**$ 303,000**	**$ 303,000**
NET COST	**$ (229,900)**	**$ (236,887)**	**$ (303,000)**	**$ (303,000)**

State Controller Schedules County Budget Act January 2010	COUNTY OF KERN Detail of Financing Sources and Financing Uses Governmental Funds Fiscal Year 2012-13	Schedule 9

Budget Unit **2170-INDIGENT DEFENSE SERVICES**
Function **PUBLIC PROTECTION**
Activity **JUDICIAL**

Detail by Revenue Category and Expenditure Object	Actual 2010-11	Actual 2011-12	CAO Recommended 2012-13	Adopted by the Board of Supervisors 2012-13
1	2	3	4	5
INTERGOVERNMENTAL	$ 1,208,169	$ 1,400,219	$ 1,225,000	$ 1,225,000
CHARGES FOR SERVICES	155,880	104,207	110,000	110,000
TOTAL REVENUE	**$ 1,364,049**	**$ 1,504,426**	**$ 1,335,000**	**$ 1,335,000**
SERVICES & SUPPLIES	$ 5,218,186	$ 6,162,680	$ 5,753,000	$ 5,753,000
TOTAL EXPENDITURES/APPROPRIATIONS	**$ 5,218,186**	**$ 6,162,680**	**$ 5,753,000**	**$ 5,753,000**
NET COST	**$ (3,854,137)**	**$ (4,658,254)**	**$ (4,418,000)**	**$ (4,418,000)**

State Controller Schedules County Budget Act January 2010	COUNTY OF KERN Detail of Financing Sources and Financing Uses Governmental Funds Fiscal Year 2012-13	Schedule 9

Budget Unit **2180-DISTRICT ATTORNEY**
Function **PUBLIC PROTECTION**
Activity **JUDICIAL**

Detail by Revenue Category and Expenditure Object	Actual 2010-11	Actual 2011-12	CAO Recommended 2012-13	Adopted by the Board of Supervisors 2012-13
1	2	3	4	5
FINES AND FORFEITURES	$	$ 1,020	$ 35,000	$ 35,000
INTERGOVERNMENTAL	4,342,791	4,807,970	3,640,035	3,640,035
CHARGES FOR SERVICES	2,998,759	2,255,014	3,113,931	3,113,931
MISCELLANEOUS	85,455	705,612	350,000	350,000
OTHER FINANCING SOURCES	4,174,496	4,679,225	7,193,921	7,193,921
TOTAL REVENUE	**$ 11,601,501**	**$ 12,448,841**	**$ 14,332,887**	**$ 14,332,887**
SALARIES & EMPLOYEE BENEFITS	$ 25,738,246	$ 26,116,155	$ 28,478,704	$ 28,478,704
SERVICES & SUPPLIES	1,843,115	2,275,644	2,196,959	2,196,959
OTHER CHARGES	58,525	58,876	59,000	59,000
CAPITAL ASSETS	5,482		560,000	560,000
OTHER FINANCING USES			381,467	381,467
EXPENDITURE TRANSFERS & REIMBS	(27,000)	(110,000)	(147,000)	(147,000)
TOTAL EXPENDITURES/APPROPRIATIONS	**$ 27,618,368**	**$ 28,340,675**	**$ 31,529,130**	**$ 31,529,130**
NET COST	**$ (16,016,867)**	**$ (15,891,834)**	**$ (17,196,243)**	**$ (17,196,243)**

State Controller Schedules County Budget Act January 2010	COUNTY OF KERN Detail of Financing Sources and Financing Uses Governmental Funds Fiscal Year 2012-13	Schedule 9

Budget Unit **2181-D.A.-LOCAL FORFEITURE TRUST**
Function **PUBLIC PROTECTION**
Activity **JUDICIAL**

Detail by Revenue Category and Expenditure Object	Actual 2010-11	Actual 2011-12	CAO Recommended 2012-13	Adopted by the Board of Supervisors 2012-13
1	2	3	4	5
FINES AND FORFEITURES	$ 65,346	$ 47,547	$ 50,000	$ 50,000
USE OF MONEY/PROPERTY	5,507	4,726		
TOTAL REVENUE	**$ 70,853**	**$ 52,273**	**$ 50,000**	**$ 50,000**
OTHER FINANCING USES	$ 300,000	$	$ 300,000	$ 300,000
TOTAL EXPENDITURES/APPROPRIATIONS	**$ 300,000**	**$**	**$ 300,000**	**$ 300,000**
NET COST	**$ (229,147)**	**$**	**$ (250,000)**	**$ (250,000)**

State Controller Schedules County Budget Act January 2010	COUNTY OF KERN Detail of Financing Sources and Financing Uses Governmental Funds Fiscal Year 2012-13	Schedule 9

Budget Unit **2182-D. A. EQUIPMENT/AUTOMATION**
Function **PUBLIC PROTECTION**
Activity **JUDICIAL**

Detail by Revenue Category and Expenditure Object	Actual 2010-11	Actual 2011-12	CAO Recommended 2012-13	Adopted by the Board of Supervisors 2012-13
1	2	3	4	5
FINES AND FORFEITURES	$	$	$ 3,000	$ 3,000
USE OF MONEY/PROPERTY	6,782	5,224		
TOTAL REVENUE	**$ 6,782**	**$ 5,224**	**$ 3,000**	**$ 3,000**
OTHER FINANCING USES	$	$	$ 400,000	$ 400,000
TOTAL EXPENDITURES/APPROPRIATIONS	**$**	**$**	**$ 400,000**	**$ 400,000**
NET COST	**$ 6,782**	**$ 5,224**	**$ (397,000)**	**$ (397,000)**

State Controller Schedules County Budget Act January 2010	COUNTY OF KERN Detail of Financing Sources and Financing Uses Governmental Funds Fiscal Year 2012-13	Schedule 9

Budget Unit **2183-KERN CO DEPT OF CHILD SUPPORT**
Function **PUBLIC PROTECTION**
Activity **JUDICIAL**

Detail by Revenue Category and Expenditure Object	Actual 2010-11	Actual 2011-12	CAO Recommended 2012-13	Adopted by the Board of Supervisors 2012-13
1	2	3	4	5
USE OF MONEY/PROPERTY	$ 22,558	$ 22,676	$ 22,164	$ 22,164
INTERGOVERNMENTAL	22,093,306	22,296,517	22,038,132	22,038,132
MISCELLANEOUS	8,698	49,842	100	100
OTHER FINANCING SOURCES	15,164			
TOTAL REVENUE	**$ 22,139,726**	**$ 22,369,035**	**$ 22,060,396**	**$ 22,060,396**
SALARIES & EMPLOYEE BENEFITS	$ 17,179,131	$ 17,663,695	$ 18,046,345	$ 18,046,345
SERVICES & SUPPLIES	4,532,712	3,762,766	3,483,622	3,483,622
OTHER CHARGES	165,443	528,453	530,429	530,429
CAPITAL ASSETS		116,044		
TOTAL EXPENDITURES/APPROPRIATIONS	**$ 21,877,286**	**$ 22,070,958**	**$ 22,060,396**	**$ 22,060,396**
NET COST	**$ 262,440**	**$ 298,077**	**$**	

State Controller Schedules County Budget Act January 2010	COUNTY OF KERN Detail of Financing Sources and Financing Uses Governmental Funds Fiscal Year 2012-13	Schedule 9

Budget Unit **2184-DA FAMILY - EXCESS REVENUE**
Function **PUBLIC PROTECTION**
Activity **JUDICIAL**

Detail by Revenue Category and Expenditure Object	Actual 2010-11	Actual 2011-12	CAO Recommended 2012-13	Adopted by the Board of Supervisors 2012-13
1	2	3	4	5
USE OF MONEY/PROPERTY	$ 4,007	$ 2,965	$ 2,800	$ 2,800
TOTAL REVENUE	**$ 4,007**	**$ 2,965**	**$ 2,800**	**$ 2,800**
OTHER FINANCING USES	$ 15,164	$	$	
TOTAL EXPENDITURES/APPROPRIATIONS	**$ 15,164**	**$**	**$**	
NET COST	**$ (11,157)**	**$ 2,965**	**$ 2,800**	**$ 2,800**

State Controller Schedules County Budget Act January 2010	COUNTY OF KERN Detail of Financing Sources and Financing Uses Governmental Funds Fiscal Year 2012-13	Schedule 9

Budget Unit **2185-CRIMINALISTICS LABORATORIES FD**
Function **PUBLIC PROTECTION**
Activity **JUDICIAL**

Detail by Revenue Category and Expenditure Object	Actual 2010-11	Actual 2011-12	CAO Recommended 2012-13	Adopted by the Board of Supervisors 2012-13
1	2	3	4	5
FINES AND FORFEITURES	$ 23,059	$ 105,967	$ 130,000	$ 130,000
TOTAL REVENUE	**$ 23,059**	**$ 105,967**	**$ 130,000**	**$ 130,000**
OTHER FINANCING USES	$	$	$ 130,000	$ 130,000
TOTAL EXPENDITURES/APPROPRIATIONS	**$**	**$**	**$ 130,000**	**$ 130,000**
NET COST	**$ 23,059**	**$ 105,967**	**$**	

State Controller Schedules County Budget Act January 2010	COUNTY OF KERN Detail of Financing Sources and Financing Uses Governmental Funds Fiscal Year 2012-13	Schedule 9

Budget Unit **2186-D.A.-FEDERAL FORFEITURE TRUST**
Function **PUBLIC PROTECTION**
Activity **JUDICIAL**

Detail by Revenue Category and Expenditure Object	Actual 2010-11	Actual 2011-12	CAO Recommended 2012-13	Adopted by the Board of Supervisors 2012-13
1	2	3	4	5
FINES AND FORFEITURES	$ 10,574	$ 12,479	$ 1,500	$ 1,500
USE OF MONEY/PROPERTY	732	675		
TOTAL REVENUE	**$ 11,306**	**$ 13,154**	**$ 1,500**	**$ 1,500**
TOTAL EXPENDITURES/APPROPRIATIONS	**$**	**$**	**$**	**$**
NET COST	**$ 11,306**	**$ 13,154**	**$ 1,500**	**$ 1,500**

State Controller Schedules County Budget Act January 2010	COUNTY OF KERN Detail of Financing Sources and Financing Uses Governmental Funds Fiscal Year 2012-13	Schedule 9

Budget Unit **2187-DA-COURT ORDERED PENALTIES**
Function **PUBLIC PROTECTION**
Activity **JUDICIAL**

Detail by Revenue Category and Expenditure Object	Actual 2010-11	Actual 2011-12	CAO Recommended 2012-13	Adopted by the Board of Supervisors 2012-13
1	2	3	4	5
FINES AND FORFEITURES	$ 75,510	$ 116,307	$ 50,000	$ 50,000
TOTAL REVENUE	**$ 75,510**	**$ 116,307**	**$ 50,000**	**$ 50,000**
OTHER FINANCING USES	$	$	$ 250,000	$ 250,000
TOTAL EXPENDITURES/APPROPRIATIONS	**$**	**$**	**$ 250,000**	**$ 250,000**
NET COST	**$ 75,510**	**$ 116,307**	**$ (200,000)**	**$ (200,000)**

State Controller Schedules County Budget Act January 2010	COUNTY OF KERN Detail of Financing Sources and Financing Uses Governmental Funds Fiscal Year 2012-13	Schedule 9

Budget Unit **2190-PUBLIC DEFENDER**
Function **PUBLIC PROTECTION**
Activity **JUDICIAL**

Detail by Revenue Category and Expenditure Object	Actual 2010-11	Actual 2011-12	CAO Recommended 2012-13	Adopted by the Board of Supervisors 2012-13
1	2	3	4	5
INTERGOVERNMENTAL	$ 1,107,680	$ 1,045,191	$ 1,040,184	$ 1,040,184
CHARGES FOR SERVICES	647,574	558,700	545,000	545,000
MISCELLANEOUS	176	6		
OTHER FINANCING SOURCES	3,172,237	3,476,563	4,438,208	4,438,208
TOTAL REVENUE	**$ 4,927,667**	**$ 5,080,460**	**$ 6,023,392**	**$ 6,023,392**
SALARIES & EMPLOYEE BENEFITS	$ 12,713,500	$ 12,758,427	$ 14,070,234	$ 14,070,234
SERVICES & SUPPLIES	680,497	661,804	917,288	917,288
OTHER CHARGES			192	192
OTHER FINANCING USES			242,149	242,149
TOTAL EXPENDITURES/APPROPRIATIONS	**$ 13,393,997**	**$ 13,420,231**	**$ 15,229,863**	**$ 15,229,863**
NET COST	**$ (8,466,330)**	**$ (8,339,771)**	**$ (9,206,471)**	**$ (9,206,471)**

State Controller Schedules County Budget Act January 2010	COUNTY OF KERN Detail of Financing Sources and Financing Uses Governmental Funds Fiscal Year 2012-13	Schedule 9

Budget Unit **2200-FORENSIC SCIENCES-DIV OF D.A.**
Function **PUBLIC PROTECTION**
Activity **POLICE PROTECTION**

Detail by Revenue Category and Expenditure Object	Actual 2010-11	Actual 2011-12	CAO Recommended 2012-13	Adopted by the Board of Supervisors 2012-13
1	2	3	4	5
FINES AND FORFEITURES	$ 143,491	$ 132,554	$ 110,000	$ 110,000
INTERGOVERNMENTAL	956,198	930,960	758,757	758,757
CHARGES FOR SERVICES	485,477	424,656		
MISCELLANEOUS	15,827	29,605	4,800	4,800
OTHER FINANCING SOURCES	313,182	146,409	889,088	889,088
TOTAL REVENUE	**$ 1,914,175**	**$ 1,664,184**	**$ 1,762,645**	**$ 1,762,645**
SALARIES & EMPLOYEE BENEFITS	$ 4,402,712	$ 4,516,591	$ 4,140,097	$ 4,140,097
SERVICES & SUPPLIES	2,281,432	1,556,940	1,995,928	1,995,928
OTHER CHARGES	171,970	109,542		
CAPITAL ASSETS	42,235	396,703	300,000	300,000
OTHER FINANCING USES			440,711	440,711
EXPENDITURE TRANSFERS & REIMBS	(163,321)	(63,794)	(100,000)	(100,000)
TOTAL EXPENDITURES/APPROPRIATIONS	**$ 6,735,028**	**$ 6,515,982**	**$ 6,776,736**	**$ 6,776,736**
NET COST	**$ (4,820,853)**	**$ (4,851,798)**	**$ (5,014,091)**	**$ (5,014,091)**

State Controller Schedules County Budget Act January 2010	COUNTY OF KERN Detail of Financing Sources and Financing Uses Governmental Funds Fiscal Year 2012-13	Schedule 9

Budget Unit **2210-SHERIFF**
Function **PUBLIC PROTECTION**
Activity **POLICE PROTECTION**

Detail by Revenue Category and Expenditure Object	Actual 2010-11	Actual 2011-12	CAO Recommended 2012-13	Adopted by the Board of Supervisors 2012-13
1	2	3	4	5
LICENSES AND PERMITS	$ 365,733	$ 428,354	$ 344,881	$ 344,881
FINES AND FORFEITURES	33,090	20,493	20,350	20,350
INTERGOVERNMENTAL	2,823,840	4,407,411	3,536,354	3,536,354
CHARGES FOR SERVICES	28,110,452	15,427,742	11,217,881	11,217,881
MISCELLANEOUS	67,311	360,821	845,913	845,913
OTHER FINANCING SOURCES	36,338,888	53,138,878	74,432,258	74,432,258
NON-REVENUE RECEIPTS	5,406			
TOTAL REVENUE	**$ 67,744,720**	**$ 73,783,699**	**$ 90,397,637**	**$ 90,397,637**
SALARIES & EMPLOYEE BENEFITS	$ 143,845,829	$ 151,933,528	$ 162,033,228	$ 162,033,228
SERVICES & SUPPLIES	26,511,356	24,260,160	31,626,858	31,626,858
OTHER CHARGES	7,638,719	5,242,699	7,291,236	7,291,236
CAPITAL ASSETS	1,236,053	465,898	723,900	723,900
OTHER FINANCING USES			523,561	523,561
EXPENDITURE TRANSFERS & REIMBS	(310)	(440)		
TOTAL EXPENDITURES/APPROPRIATIONS	**$ 179,231,647**	**$ 181,901,845**	**$ 202,198,783**	**$ 202,198,783**
NET COST	**$ (111,486,927)**	**$ (108,118,146)**	**$ (111,801,146)**	**$ (111,801,146)**

State Controller Schedules County Budget Act January 2010	COUNTY OF KERN Detail of Financing Sources and Financing Uses Governmental Funds Fiscal Year 2012-13	Schedule 9

Budget Unit **2211-SHER FAC TRNG FUND**
Function **PUBLIC PROTECTION**
Activity **POLICE PROTECTION**

Detail by Revenue Category and Expenditure Object	Actual 2010-11	Actual 2011-12	CAO Recommended 2012-13	Adopted by the Board of Supervisors 2012-13
1	2	3	4	5
CHARGES FOR SERVICES	$ 209,652	$ 217,918	$ 200,000	$ 200,000
TOTAL REVENUE	**$ 209,652**	**$ 217,918**	**$ 200,000**	**$ 200,000**
OTHER FINANCING USES	$ 215,000	$ 215,000	$ 215,000	$ 215,000
TOTAL EXPENDITURES/APPROPRIATIONS	**$ 215,000**	**$ 215,000**	**$ 215,000**	**$ 215,000**
NET COST	**$ (5,348)**	**$ 2,918**	**$ (15,000)**	**$ (15,000)**

State Controller Schedules County Budget Act January 2010	COUNTY OF KERN Detail of Financing Sources and Financing Uses Governmental Funds Fiscal Year 2012-13	Schedule 9

Budget Unit **2212-AUTOMATED FINGERPRINT FUND**
Function **PUBLIC PROTECTION**
Activity **POLICE PROTECTION**

Detail by Revenue Category and Expenditure Object	Actual 2010-11	Actual 2011-12	CAO Recommended 2012-13	Adopted by the Board of Supervisors 2012-13
1	2	3	4	5
FINES AND FORFEITURES	$ 374,912	$ 333,007	$ 250,000	$ 250,000
USE OF MONEY/PROPERTY	13,168	13,153	25,000	25,000
TOTAL REVENUE	**$ 388,080**	**$ 346,160**	**$ 275,000**	**$ 275,000**
OTHER FINANCING USES	$ 448,453	$ 430,649	$ 704,500	$ 704,500
TOTAL EXPENDITURES/APPROPRIATIONS	**$ 448,453**	**$ 430,649**	**$ 704,500**	**$ 704,500**
NET COST	**$ (60,373)**	**$ (84,489)**	**$ (429,500)**	**$ (429,500)**

State Controller Schedules County Budget Act January 2010	COUNTY OF KERN Detail of Financing Sources and Financing Uses Governmental Funds Fiscal Year 2012-13	Schedule 9

Budget Unit **2213-SHERIFF'S-RURAL CRIME TRUST**
Function **PUBLIC PROTECTION**
Activity **POLICE PROTECTION**

Detail by Revenue Category and Expenditure Object	Actual 2010-11	Actual 2011-12	CAO Recommended 2012-13	Adopted by the Board of Supervisors 2012-13
1	2	3	4	5
USE OF MONEY/PROPERTY	$	$	$ 1	$ 1
TOTAL REVENUE	**$**	**$**	**$ 1**	**$ 1**
CAPITAL ASSETS	$	$	$	$
TOTAL EXPENDITURES/APPROPRIATIONS	**$**	**$**	**$**	**$**
NET COST	**$**	**$**	**$ 1**	**$ 1**

State Controller Schedules County Budget Act January 2010	COUNTY OF KERN Detail of Financing Sources and Financing Uses Governmental Funds Fiscal Year 2012-13	Schedule 9

Budget Unit **2214-SHERIFF'S CAL-ID TRUST FUND**
Function **PUBLIC PROTECTION**
Activity **POLICE PROTECTION**

Detail by Revenue Category and Expenditure Object	Actual 2010-11	Actual 2011-12	CAO Recommended 2012-13	Adopted by the Board of Supervisors 2012-13
1	2	3	4	5
FINES AND FORFEITURES	$ 663,565	$ 664,436	$ 650,000	$ 650,000
USE OF MONEY/PROPERTY	17,902	23,211	25,000	25,000
TOTAL REVENUE	**$ 681,467**	**$ 687,647**	**$ 675,000**	**$ 675,000**
OTHER FINANCING USES	$ 126,140	$ 596,356	$ 1,146,829	$ 1,146,829
TOTAL EXPENDITURES/APPROPRIATIONS	**$ 126,140**	**$ 596,356**	**$ 1,146,829**	**$ 1,146,829**
NET COST	**$ 555,327**	**$ 91,291**	**$ (471,829)**	**$ (471,829)**

State Controller Schedules County Budget Act January 2010	COUNTY OF KERN Detail of Financing Sources and Financing Uses Governmental Funds Fiscal Year 2012-13	Schedule 9

Budget Unit **2215-SHERIFF'S CIVIL SUBPOENAS**
Function **PUBLIC PROTECTION**
Activity **POLICE PROTECTION**

Detail by Revenue Category and Expenditure Object	Actual 2010-11	Actual 2011-12	CAO Recommended 2012-13	Adopted by the Board of Supervisors 2012-13
1	2	3	4	5
MISCELLANEOUS	$ 5,850	$ 7,200	$ 7,000	$ 7,000
TOTAL REVENUE	**$ 5,850**	**$ 7,200**	**$ 7,000**	**$ 7,000**
TOTAL EXPENDITURES/APPROPRIATIONS	**$**	**$**	**$**	**$**
NET COST	**$ 5,850**	**$ 7,200**	**$ 7,000**	**$ 7,000**

State Controller Schedules County Budget Act January 2010	COUNTY OF KERN Detail of Financing Sources and Financing Uses Governmental Funds Fiscal Year 2012-13	Schedule 9

Budget Unit **2216-SHERIFF'S DRUG ABUSE GANG DIVR**
Function **PUBLIC PROTECTION**
Activity **POLICE PROTECTION**

Detail by Revenue Category and Expenditure Object	Actual 2010-11	Actual 2011-12	CAO Recommended 2012-13	Adopted by the Board of Supervisors 2012-13
1	2	3	4	5
USE OF MONEY/PROPERTY	$ 3,024	$ 2,212	$ 2,100	$ 2,100
OTHER FINANCING SOURCES	11,282	2,705	12,000	12,000
TOTAL REVENUE	**$ 14,306**	**$ 4,917**	**$ 14,100**	**$ 14,100**
OTHER FINANCING USES	$	$ 40,000	$ 40,000	$ 40,000
TOTAL EXPENDITURES/APPROPRIATIONS	**$**	**$ 40,000**	**$ 40,000**	**$ 40,000**
NET COST	**$ 14,306**	**$ (35,083)**	**$ (25,900)**	**$ (25,900)**

State Controller Schedules County Budget Act January 2010	COUNTY OF KERN Detail of Financing Sources and Financing Uses Governmental Funds Fiscal Year 2012-13	Schedule 9

Budget Unit **2217-SHERIFF'S TRAINING TRUST FUND**
Function **PUBLIC PROTECTION**
Activity **POLICE PROTECTION**

Detail by Revenue Category and Expenditure Object	Actual 2010-11	Actual 2011-12	CAO Recommended 2012-13	Adopted by the Board of Supervisors 2012-13
1	2	3	4	5
USE OF MONEY/PROPERTY	$ 982	$ 302	$ 300	$ 300
CHARGES FOR SERVICES		260	200	200
MISCELLANEOUS	114,779	184,491	150,000	150,000
TOTAL REVENUE	**$ 115,761**	**$ 185,053**	**$ 150,500**	**$ 150,500**
OTHER FINANCING USES	$ 120,000	$ 190,000	$ 140,000	$ 140,000
TOTAL EXPENDITURES/APPROPRIATIONS	**$ 120,000**	**$ 190,000**	**$ 140,000**	**$ 140,000**
NET COST	**$ (4,239)**	**$ (4,947)**	**$ 10,500**	**$ 10,500**

State Controller Schedules County Budget Act January 2010	COUNTY OF KERN Detail of Financing Sources and Financing Uses Governmental Funds Fiscal Year 2012-13	Schedule 9

Budget Unit **2218-SHERIFF-WORK RELEASE TRUST**
Function **PUBLIC PROTECTION**
Activity **POLICE PROTECTION**

Detail by Revenue Category and Expenditure Object	Actual 2010-11	Actual 2011-12	CAO Recommended 2012-13	Adopted by the Board of Supervisors 2012-13
1	2	3	4	5
USE OF MONEY/PROPERTY	$ 4,283	$ 3,703	$ 3,000	$ 3,000
MISCELLANEOUS	544,759	497,371	550,000	550,000
TOTAL REVENUE	**$ 549,042**	**$ 501,074**	**$ 553,000**	**$ 553,000**
OTHER FINANCING USES	$ 400,000	$ 650,000	$ 650,000	$ 650,000
TOTAL EXPENDITURES/APPROPRIATIONS	**$ 400,000**	**$ 650,000**	**$ 650,000**	**$ 650,000**
NET COST	**$ 149,042**	**$ (148,926)**	**$ (97,000)**	**$ (97,000)**

State Controller Schedules County Budget Act January 2010	COUNTY OF KERN Detail of Financing Sources and Financing Uses Governmental Funds Fiscal Year 2012-13	Schedule 9

Budget Unit **2219-SHERIFF-STATE FORFEITURE TRUST**
Function **PUBLIC PROTECTION**
Activity **POLICE PROTECTION**

Detail by Revenue Category and Expenditure Object	Actual 2010-11	Actual 2011-12	CAO Recommended 2012-13	Adopted by the Board of Supervisors 2012-13
1	2	3	4	5
FINES AND FORFEITURES	$ 42,301	$ 18,036	$ 22,000	$ 22,000
TOTAL REVENUE	**$ 42,301**	**$ 18,036**	**$ 22,000**	**$ 22,000**
OTHER FINANCING USES	$ 11,283	$ 2,705	$ 12,000	$ 12,000
TOTAL EXPENDITURES/APPROPRIATIONS	**$ 11,283**	**$ 2,705**	**$ 12,000**	**$ 12,000**
NET COST	**$ 31,018**	**$ 15,331**	**$ 10,000**	**$ 10,000**

State Controller Schedules County Budget Act January 2010	COUNTY OF KERN Detail of Financing Sources and Financing Uses Governmental Funds Fiscal Year 2012-13	Schedule 9

Budget Unit **2220-SHERIFF'S CIVIL AUTOMATED TRST**
Function **PUBLIC PROTECTION**
Activity **POLICE PROTECTION**

Detail by Revenue Category and Expenditure Object	Actual 2010-11	Actual 2011-12	CAO Recommended 2012-13	Adopted by the Board of Supervisors 2012-13
1	2	3	4	5
USE OF MONEY/PROPERTY	$ 6,985	$ 5,809	$ 6,000	$ 6,000
CHARGES FOR SERVICES	153,155	185,425	150,000	150,000
TOTAL REVENUE	**$ 160,140**	**$ 191,234**	**$ 156,000**	**$ 156,000**
OTHER FINANCING USES	$ 115,750	$ 35,170	$ 100,000	$ 100,000
TOTAL EXPENDITURES/APPROPRIATIONS	**$ 115,750**	**$ 35,170**	**$ 100,000**	**$ 100,000**
NET COST	**$ 44,390**	**$ 156,064**	**$ 56,000**	**$ 56,000**

State Controller Schedules County Budget Act January 2010	COUNTY OF KERN Detail of Financing Sources and Financing Uses Governmental Funds Fiscal Year 2012-13	Schedule 9

Budget Unit **2221-SHERIFFS FIREARMS TRUST FUND**
Function **PUBLIC PROTECTION**
Activity **POLICE PROTECTION**

Detail by Revenue Category and Expenditure Object	Actual 2010-11	Actual 2011-12	CAO Recommended 2012-13	Adopted by the Board of Supervisors 2012-13
1	2	3	4	5
USE OF MONEY/PROPERTY	$ 472	$ 546	$ 500	$ 500
MISCELLANEOUS	35,832	6,002	5,800	5,800
TOTAL REVENUE	**$ 36,304**	**$ 6,548**	**$ 6,300**	**$ 6,300**
TOTAL EXPENDITURES/APPROPRIATIONS	**$**	**$**	**$**	**$**
NET COST	**$ 36,304**	**$ 6,548**	**$ 6,300**	**$ 6,300**

State Controller Schedules County Budget Act January 2010	COUNTY OF KERN Detail of Financing Sources and Financing Uses Governmental Funds Fiscal Year 2012-13	Schedule 9

Budget Unit **2222-SHERIFF-JUDGEMENT DEBTORS FEE**
Function **PUBLIC PROTECTION**
Activity **POLICE PROTECTION**

Detail by Revenue Category and Expenditure Object	Actual 2010-11	Actual 2011-12	CAO Recommended 2012-13	Adopted by the Board of Supervisors 2012-13
1	2	3	4	5
CHARGES FOR SERVICES	$ 196,206	$ 184,940	$ 165,000	$ 165,000
TOTAL REVENUE	**$ 196,206**	**$ 184,940**	**$ 165,000**	**$ 165,000**
OTHER FINANCING USES	$ 408,061	$ 100,000	$ 189,000	$ 189,000
TOTAL EXPENDITURES/APPROPRIATIONS	**$ 408,061**	**$ 100,000**	**$ 189,000**	**$ 189,000**
NET COST	**$ (211,855)**	**$ 84,940**	**$ (24,000)**	**$ (24,000)**

State Controller Schedules County Budget Act January 2010	COUNTY OF KERN Detail of Financing Sources and Financing Uses Governmental Funds Fiscal Year 2012-13	Schedule 9

Budget Unit **2223-SHERIFF'S COMM RESOURCES TRUST**
Function **PUBLIC PROTECTION**
Activity **POLICE PROTECTION**

Detail by Revenue Category and Expenditure Object	Actual 2010-11	Actual 2011-12	CAO Recommended 2012-13	Adopted by the Board of Supervisors 2012-13
1	2	3	4	5
USE OF MONEY/PROPERTY	$ 828	$ 706	$ 500	$ 500
TOTAL REVENUE	**$ 828**	**$ 706**	**$ 500**	**$ 500**
OTHER FINANCING USES	$ 10,309	$ 13,950	$ 16,000	$ 16,000
TOTAL EXPENDITURES/APPROPRIATIONS	**$ 10,309**	**$ 13,950**	**$ 16,000**	**$ 16,000**
NET COST	**$ (9,481)**	**$ (13,244)**	**$ (15,500)**	**$ (15,500)**

State Controller Schedules County Budget Act January 2010	COUNTY OF KERN Detail of Financing Sources and Financing Uses Governmental Funds Fiscal Year 2012-13	Schedule 9

Budget Unit **2224-SHERIFF'S VOLUNTEER SERV GRP**
Function **PUBLIC PROTECTION**
Activity **POLICE PROTECTION**

Detail by Revenue Category and Expenditure Object	Actual 2010-11	Actual 2011-12	CAO Recommended 2012-13	Adopted by the Board of Supervisors 2012-13
1	2	3	4	5
MISCELLANEOUS	$ 7,795	$ 9,688	$ 8,000	$ 8,000
TOTAL REVENUE	**$ 7,795**	**$ 9,688**	**$ 8,000**	**$ 8,000**
OTHER FINANCING USES	$ 3,450	$ 5,000	$ 25,000	$ 25,000
TOTAL EXPENDITURES/APPROPRIATIONS	**$ 3,450**	**$ 5,000**	**$ 25,000**	**$ 25,000**
NET COST	**$ 4,345**	**$ 4,688**	**$ (17,000)**	**$ (17,000)**

State Controller Schedules County Budget Act January 2010	COUNTY OF KERN Detail of Financing Sources and Financing Uses Governmental Funds Fiscal Year 2012-13	Schedule 9

Budget Unit **2225-SHER-CONTROLLED SUBTANCE TRST**
Function **PUBLIC PROTECTION**
Activity **POLICE PROTECTION**

Detail by Revenue Category and Expenditure Object	Actual 2010-11	Actual 2011-12	CAO Recommended 2012-13	Adopted by the Board of Supervisors 2012-13
1	2	3	4	5
FINES AND FORFEITURES	$ 51,407	$ 13,830	$ 20,000	$ 20,000
USE OF MONEY/PROPERTY	10,470	8,889	8,000	8,000
TOTAL REVENUE	**$ 61,877**	**$ 22,719**	**$ 28,000**	**$ 28,000**
OTHER FINANCING USES	$ 64,915	$ 34,600	$ 416,000	$ 416,000
TOTAL EXPENDITURES/APPROPRIATIONS	**$ 64,915**	**$ 34,600**	**$ 416,000**	**$ 416,000**
NET COST	**$ (3,038)**	**$ (11,881)**	**$ (388,000)**	**$ (388,000)**

State Controller Schedules County Budget Act January 2010	COUNTY OF KERN Detail of Financing Sources and Financing Uses Governmental Funds Fiscal Year 2012-13	Schedule 9

Budget Unit **2226-SHERIFF'S CAL-MMET TRUST**
Function **PUBLIC PROTECTION**
Activity **POLICE PROTECTION**

Detail by Revenue Category and Expenditure Object	Actual 2010-11	Actual 2011-12	CAO Recommended 2012-13	Adopted by the Board of Supervisors 2012-13
1	2	3	4	5
USE OF MONEY/PROPERTY	$ 136	$ 105	$ 100	$ 100
TOTAL REVENUE	**$ 136**	**$ 105**	**$ 100**	**$ 100**
TOTAL EXPENDITURES/APPROPRIATIONS	**$**	**$**	**$**	**$**
NET COST	**$ 136**	**$ 105**	**$ 100**	**$ 100**

State Controller Schedules County Budget Act January 2010	COUNTY OF KERN Detail of Financing Sources and Financing Uses Governmental Funds Fiscal Year 2012-13	Schedule 9

Budget Unit **2227-HIDTA-STATE ASSET FORFEIT TRUS**
Function **PUBLIC PROTECTION**
Activity **POLICE PROTECTION**

Detail by Revenue Category and Expenditure Object	Actual 2010-11	Actual 2011-12	CAO Recommended 2012-13	Adopted by the Board of Supervisors 2012-13
1	2	3	4	5
USE OF MONEY/PROPERTY	$ 1,595	$ 1,215	$ 1,100	$ 1,100
TOTAL REVENUE	**$ 1,595**	**$ 1,215**	**$ 1,100**	**$ 1,100**
TOTAL EXPENDITURES/APPROPRIATIONS	**$**	**$**	**$**	**$**
NET COST	**$ 1,595**	**$ 1,215**	**$ 1,100**	**$ 1,100**

State Controller Schedules County Budget Act January 2010	COUNTY OF KERN Detail of Financing Sources and Financing Uses Governmental Funds Fiscal Year 2012-13	Schedule 9

Budget Unit **2228-CAL-MMET-STATE ASSET FOREIT**
Function **PUBLIC PROTECTION**
Activity **POLICE PROTECTION**

Detail by Revenue Category and Expenditure Object	Actual 2010-11	Actual 2011-12	CAO Recommended 2012-13	Adopted by the Board of Supervisors 2012-13
1	2	3	4	5
FINES AND FORFEITURES	$ 88,619	$ 107,952	$ 90,000	$ 90,000
USE OF MONEY/PROPERTY	7,831	6,405	6,000	6,000
TOTAL REVENUE	**$ 96,450**	**$ 114,357**	**$ 96,000**	**$ 96,000**
OTHER FINANCING USES	$ 166,971	$	$	
TOTAL EXPENDITURES/APPROPRIATIONS	**$ 166,971**	**$**	**$**	
NET COST	**$ (70,521)**	**$ 114,357**	**$ 96,000**	**$ 96,000**

State Controller Schedules County Budget Act January 2010	COUNTY OF KERN Detail of Financing Sources and Financing Uses Governmental Funds Fiscal Year 2012-13	Schedule 9

Budget Unit **2229-HIGH TECH EQUIPMENT TRUST**
Function **PUBLIC PROTECTION**
Activity **POLICE PROTECTION**

Detail by Revenue Category and Expenditure Object	Actual 2010-11	Actual 2011-12	CAO Recommended 2012-13	Adopted by the Board of Supervisors 2012-13
1	2	3	4	5
USE OF MONEY/PROPERTY	$ 41	$ 31	$ 30	$ 30
TOTAL REVENUE	**$ 41**	**$ 31**	**$ 30**	**$ 30**
TOTAL EXPENDITURES/APPROPRIATIONS	**$**	**$**	**$**	**$**
NET COST	**$ 41**	**$ 31**	**$ 30**	**$ 30**

State Controller Schedules County Budget Act January 2010	COUNTY OF KERN Detail of Financing Sources and Financing Uses Governmental Funds Fiscal Year 2012-13	Schedule 9

Budget Unit **2230-INMATE WELF-SHER CORRECTION FC**
Function **PUBLIC PROTECTION**
Activity **POLICE PROTECTION**

Detail by Revenue Category and Expenditure Object	Actual 2010-11	Actual 2011-12	CAO Recommended 2012-13	Adopted by the Board of Supervisors 2012-13
1	2	3	4	5
USE OF MONEY/PROPERTY	$ 62,681	$ 54,220	$ 60,000	$ 60,000
MISCELLANEOUS	3,096,898	3,328,474	2,700,000	2,700,000
TOTAL REVENUE	**$ 3,159,579**	**$ 3,382,694**	**$ 2,760,000**	**$ 2,760,000**
OTHER FINANCING USES	$ 2,855,107	$ 3,316,683	$ 3,483,560	$ 3,483,560
TOTAL EXPENDITURES/APPROPRIATIONS	**$ 2,855,107**	**$ 3,316,683**	**$ 3,483,560**	**$ 3,483,560**
NET COST	**$ 304,472**	**$ 66,011**	**$ (723,560)**	**$ (723,560)**

State Controller Schedules County Budget Act January 2010	COUNTY OF KERN Detail of Financing Sources and Financing Uses Governmental Funds Fiscal Year 2012-13	Schedule 9

Budget Unit **2231 - KNET SPC ASSET FORFEITURE**
Function **PUBLIC PROTECTION**
Activity **POLICE PROTECTION**

Detail by Revenue Category and Expenditure Object	Actual 2010-11	Actual 2011-12	CAO Recommended 2012-13	Adopted by the Board of Supervisors 2012-13
1	2	3	4	5
FINES AND FORFEITURES	$ 38,735	$ 15,485	$ 20,000	$ 20,000
USE OF MONEY/PROPERTY	2,303	1,229	700	700
INTERGOVERNMENTAL	12,281	(12,281)		
TOTAL REVENUE	**$ 53,319**	**$ 4,433**	**$ 20,700**	**$ 20,700**
TOTAL EXPENDITURES/APPROPRIATIONS	**$**	**$**	**$**	**$**
NET COST	**$ 53,319**	**$ 16,714**	**$ 20,700**	**$ 20,700**

State Controller Schedules County Budget Act January 2010	COUNTY OF KERN Detail of Financing Sources and Financing Uses Governmental Funds Fiscal Year 2012-13	Schedule 9

Budget Unit **2232-CAL-MMET ARRA JAG GRANT**
Function **PUBLIC PROTECTION**
Activity **POLICE PROTECTION**

Detail by Revenue Category and Expenditure Object	Actual 2010-11	Actual 2011-12	CAO Recommended 2012-13	Adopted by the Board of Supervisors 2012-13
1	2	3	4	5
USE OF MONEY/PROPERTY	$ 4	$ 56	$ 20	$ 20
INTERGOVERNMENTAL	80,228	137,784	7,021	7,021
TOTAL REVENUE	**$ 80,232**	**$ 137,840**	**$ 7,041**	**$ 7,041**
OTHER FINANCING USES	$ 80,232	$ 137,840	$ 7,041	$ 7,041
TOTAL EXPENDITURES/APPROPRIATIONS	**$ 80,232**	**$ 137,840**	**$ 7,041**	**$ 7,041**
NET COST	**$**	**$**	**$**	

State Controller Schedules County Budget Act January 2010	COUNTY OF KERN Detail of Financing Sources and Financing Uses Governmental Funds Fiscal Year 2012-13	Schedule 9

Budget Unit **2300 - COUNTY LOCAL REVENUE FUND 2011**
Function **PUBLIC PROTECTION**
Activity **DETENTION & CORRECTION**

Detail by Revenue Category and Expenditure Object	Actual 2010-11	Actual 2011-12	CAO Recommended 2012-13	Adopted by the Board of Supervisors 2012-13
1	2	3	4	5
INTERGOVERNMENTAL	$	$ 36,244,681	$ 51,182,206	$ 51,182,206
TOTAL REVENUE	**$**	**$ 36,244,681**	**$ 51,182,206**	**$ 51,182,206**
OTHER CHARGES	$	$ 1,434,520	$ 1,768,021	$ 1,768,021
OTHER FINANCING USES		27,579,577	53,832,925	53,832,925
TOTAL EXPENDITURES/APPROPRIATIONS	**$**	**$ 29,014,097**	**$ 55,600,946**	**$ 55,600,946**
NET COST	**$**	**$ 7,230,584**	**$ (4,418,740)**	**$ (4,418,740)**

State Controller Schedules County Budget Act January 2010	COUNTY OF KERN Detail of Financing Sources and Financing Uses Governmental Funds Fiscal Year 2012-13	Schedule 9

Budget Unit **2340-PROBATION**
Function **PUBLIC PROTECTION**
Activity **DETENTION & CORRECTION**

Detail by Revenue Category and Expenditure Object	Actual 2010-11	Actual 2011-12	CAO Recommended 2012-13	Adopted by the Board of Supervisors 2012-13
1	2	3	4	5
FINES AND FORFEITURES	$ 1,798	$ 2,090	$ 1,600	$ 1,600
USE OF MONEY/PROPERTY	9,977	9,634	9,800	9,800
INTERGOVERNMENTAL	17,605,895	12,903,208	12,616,593	12,616,593
CHARGES FOR SERVICES	1,947,834	1,724,851	1,430,180	1,430,180
MISCELLANEOUS	40,616	22,232	30,000	30,000
OTHER FINANCING SOURCES	12,409,720	21,941,145	35,437,864	35,437,864
TOTAL REVENUE	**$ 32,015,840**	**$ 36,603,160**	**$ 49,526,037**	**$ 49,526,037**
SALARIES & EMPLOYEE BENEFITS	$ 56,699,677	$ 57,468,387	$ 68,337,563	$ 69,842,563
SERVICES & SUPPLIES	6,155,745	6,364,649	8,807,169	9,002,169
OTHER CHARGES	334,759	748,756	1,743,621	1,743,621
CAPITAL ASSETS			180,000	180,000
OTHER FINANCING USES		41,277	70,845	70,845
EXPENDITURE TRANSFERS & REIMBS	(2,775)	(3,431)	(4,000)	(4,000)
TOTAL EXPENDITURES/APPROPRIATIONS	**$ 63,187,406**	**$ 64,619,638**	**$ 79,135,198**	**$ 80,835,198**
NET COST	**$ (31,171,566)**	**$ (28,016,478)**	**$ (29,609,161)**	**$ (31,309,161)**

State Controller Schedules County Budget Act January 2010	COUNTY OF KERN Detail of Financing Sources and Financing Uses Governmental Funds Fiscal Year 2012-13	Schedule 9

Budget Unit **2341-PROBATION TRAINING FUND**
Function **PUBLIC PROTECTION**
Activity **DETENTION & CORRECTION**

Detail by Revenue Category and Expenditure Object	Actual 2010-11	Actual 2011-12	CAO Recommended 2012-13	Adopted by the Board of Supervisors 2012-13
1	2	3	4	5
INTERGOVERNMENTAL	$ 229,811	$ 238,565	$ 248,388	$ 248,388
TOTAL REVENUE	**$ 229,811**	**$ 238,565**	**$ 248,388**	**$ 248,388**
OTHER FINANCING USES	$ 218,000	$ 222,560	$ 248,388	$ 248,388
TOTAL EXPENDITURES/APPROPRIATIONS	**$ 218,000**	**$ 222,560**	**$ 248,388**	**$ 248,388**
NET COST	**$ 11,811**	**$ 16,005**	**$**	

State Controller Schedules County Budget Act January 2010	COUNTY OF KERN Detail of Financing Sources and Financing Uses Governmental Funds Fiscal Year 2012-13	Schedule 9

Budget Unit **2342-PROBATION DJJ REALIGNMENT FUND**
Function **PUBLIC PROTECTION**
Activity **DETENTION & CORRECTION**

Detail by Revenue Category and Expenditure Object	Actual 2010-11	Actual 2011-12	CAO Recommended 2012-13	Adopted by the Board of Supervisors 2012-13
1	2	3	4	5
USE OF MONEY/PROPERTY	$ 13,407	$ 11,654	$ 10,000	$ 10,000
INTERGOVERNMENTAL	2,834,568			
OTHER FINANCING SOURCES		2,630,495	3,127,055	3,127,055
TOTAL REVENUE	**$ 2,847,975**	**$ 2,642,149**	**$ 3,137,055**	**$ 3,137,055**
OTHER FINANCING USES	$ 3,147,546	$ 2,669,850	$ 3,137,055	$ 3,137,055
TOTAL EXPENDITURES/APPROPRIATIONS	**$ 3,147,546**	**$ 2,669,850**	**$ 3,137,055**	**$ 3,137,055**
NET COST	**$ (299,571)**	**$ (27,701)**	**$**	

State Controller Schedules County Budget Act January 2010	COUNTY OF KERN Detail of Financing Sources and Financing Uses Governmental Funds Fiscal Year 2012-13	Schedule 9

Budget Unit **2343-PROBATION ASSET FORFEITURE TR**
Function **PUBLIC PROTECTION**
Activity **DETENTION & CORRECTION**

Detail by Revenue Category and Expenditure Object	Actual 2010-11	Actual 2011-12	CAO Recommended 2012-13	Adopted by the Board of Supervisors 2012-13
1	2	3	4	5
FINES AND FORFEITURES	$ 5,791	$ 4,158	$	$
USE OF MONEY/PROPERTY	521	455	400	400
TOTAL REVENUE	**$ 6,312**	**$ 4,613**	**$ 400**	**$ 400**
OTHER FINANCING USES	$ 2,000	$	$ 1,000	$ 1,000
TOTAL EXPENDITURES/APPROPRIATIONS	**$ 2,000**	**$**	**$ 1,000**	**$ 1,000**
NET COST	**$ 4,312**	**$ 4,613**	**$ (600)**	**$ (600)**

State Controller Schedules County Budget Act January 2010	COUNTY OF KERN Detail of Financing Sources and Financing Uses Governmental Funds Fiscal Year 2012-13	Schedule 9

Budget Unit **2344-JUVENILE INMATE WELFARE FUND**
Function **PUBLIC PROTECTION**
Activity **DETENTION & CORRECTION**

Detail by Revenue Category and Expenditure Object	Actual 2010-11	Actual 2011-12	CAO Recommended 2012-13	Adopted by the Board of Supervisors 2012-13
1	2	3	4	5
USE OF MONEY/PROPERTY	$ 22,899	$ 17,915	$ 17,400	$ 17,400
TOTAL REVENUE	**$ 22,899**	**$ 17,915**	**$ 17,400**	**$ 17,400**
OTHER FINANCING USES	$ 50,000	$	$ 25,000	$ 25,000
TOTAL EXPENDITURES/APPROPRIATIONS	**$ 50,000**	**$**	**$ 25,000**	**$ 25,000**
NET COST	**$ (27,101)**	**$ 17,915**	**$ (7,600)**	**$ (7,600)**

State Controller Schedules County Budget Act January 2010	COUNTY OF KERN Detail of Financing Sources and Financing Uses Governmental Funds Fiscal Year 2012-13	Schedule 9

Budget Unit **2346 - COMM CORR PERFORMNCE INCENT**
Function **PUBLIC PROTECTION**
Activity **DETENTION & CORRECTION**

Detail by Revenue Category and Expenditure Object	Actual 2010-11	Actual 2011-12	CAO Recommended 2012-13	Adopted by the Board of Supervisors 2012-13
1	2	3	4	5
USE OF MONEY/PROPERTY	$	$ 5,036	$	$
INTERGOVERNMENTAL		964,475		
TOTAL REVENUE	**$**	**$ 969,511**	**$**	**$**
OTHER FINANCING USES	$	$ 954,659	$	$
TOTAL EXPENDITURES/APPROPRIATIONS	**$**	**$ 954,659**	**$**	**$**
NET COST	**$**	**$ 14,852**	**$**	**$**

State Controller Schedules County Budget Act January 2010	COUNTY OF KERN Detail of Financing Sources and Financing Uses Governmental Funds Fiscal Year 2012-13	Schedule 9

Budget Unit **2415-FIRE DEPARTMENT**
Function **PUBLIC PROTECTION**
Activity **FIRE PROTECTION**

Detail by Revenue Category and Expenditure Object	Actual 2010-11	Actual 2011-12	CAO Recommended 2012-13	Adopted by the Board of Supervisors 2012-13
1	2	3	4	5
LICENSES AND PERMITS	$ 292,988	$ 377,879	$ 350,000	$ 350,000
FINES AND FORFEITURES	1,501	1,040	30,000	30,000
USE OF MONEY/PROPERTY	(70,084)	(65,588)		
INTERGOVERNMENTAL	6,323,331	5,941,248	2,880,282	2,880,282
CHARGES FOR SERVICES	21,001,265	22,156,174	20,111,960	20,111,960
MISCELLANEOUS	347,017	102,193	402,450	402,450
OTHER FINANCING SOURCES	20,000,967	22,095,107	30,085,874	30,085,874
TOTAL REVENUE	**$ 47,896,985**	**$ 50,608,053**	**$ 53,860,566**	**$ 53,860,566**
SALARIES & EMPLOYEE BENEFITS	$ 105,605,501	$ 108,917,357	$ 119,420,346	$ 119,420,346
SERVICES & SUPPLIES	11,110,615	10,387,308	10,644,122	10,644,122
OTHER CHARGES	6,413,356	6,269,714	8,448,410	8,448,410
CAPITAL ASSETS	1,699,498	1,689,467	1,047,500	1,047,500
TOTAL EXPENDITURES/APPROPRIATIONS	**$ 124,828,970**	**$ 127,263,846**	**$ 139,560,378**	**$ 139,560,378**
NET COST	**$ (76,931,985)**	**$ (76,655,793)**	**$ (85,699,812)**	**$ (85,699,812)**

State Controller Schedules County Budget Act January 2010	COUNTY OF KERN Detail of Financing Sources and Financing Uses Governmental Funds Fiscal Year 2012-13	Schedule 9

Budget Unit **2416-CONTRIBUTION FOR FIRE**
Function **PUBLIC PROTECTION**
Activity **FIRE PROTECTION**

Detail by Revenue Category and Expenditure Object	Actual 2010-11	Actual 2011-12	CAO Recommended 2012-13	Adopted by the Board of Supervisors 2012-13
1	2	3	4	5
TOTAL REVENUE	**$**	**$**	**$**	**$**
OTHER FINANCING USES	$ 13,108,507	$ 14,881,078	$ 21,381,078	$ 21,381,078
TOTAL EXPENDITURES/APPROPRIATIONS	**$ 13,108,507**	**$ 14,881,078**	**$ 21,381,078**	**$ 21,381,078**
NET COST	**$ (13,108,507)**	**$ (14,881,078)**	**$ (21,381,078)**	**$ (21,381,078)**

State Controller Schedules County Budget Act January 2010	COUNTY OF KERN Detail of Financing Sources and Financing Uses Governmental Funds Fiscal Year 2012-13	Schedule 9

Budget Unit **2417-TRUCK 21 REPLACEMENT TRUST**
Function **PUBLIC PROTECTION**
Activity **FIRE PROTECTION**

Detail by Revenue Category and Expenditure Object	Actual 2010-11	Actual 2011-12	CAO Recommended 2012-13	Adopted by the Board of Supervisors 2012-13
1	2	3	4	5
USE OF MONEY/PROPERTY	$ 4,810	$ 28	$	$
TOTAL REVENUE	**$ 4,810**	**$ 28**	**$**	**$**
OTHER FINANCING USES	$ 850,000	$	$	$
TOTAL EXPENDITURES/APPROPRIATIONS	**$ 850,000**	**$**	**$**	**$**
NET COST	**$ (845,190)**	**$ 28**	**$**	**$**

State Controller Schedules County Budget Act January 2010	COUNTY OF KERN Detail of Financing Sources and Financing Uses Governmental Funds Fiscal Year 2012-13	Schedule 9

Budget Unit **2418-FIXED WING AIRCRAFT TRUST**
Function **PUBLIC PROTECTION**
Activity **FIRE PROTECTION**

Detail by Revenue Category and Expenditure Object	Actual 2010-11	Actual 2011-12	CAO Recommended 2012-13	Adopted by the Board of Supervisors 2012-13
1	2	3	4	5
USE OF MONEY/PROPERTY	$ 1,659	$ 1,325	$	$
CHARGES FOR SERVICES	177,845	202,988		
TOTAL REVENUE	**$ 179,504**	**$ 204,313**	**$**	**$**
OTHER FINANCING USES	$ 179,161	$ 150,000	$ 162,000	$ 162,000
TOTAL EXPENDITURES/APPROPRIATIONS	**$ 179,161**	**$ 150,000**	**$ 162,000**	**$ 162,000**
NET COST	**$ 343**	**$ 54,313**	**$ (162,000)**	**$ (162,000)**

State Controller Schedules County Budget Act January 2010	COUNTY OF KERN Detail of Financing Sources and Financing Uses Governmental Funds Fiscal Year 2012-13	Schedule 9

Budget Unit **2419-VEHICLE/APPARATUS TRUST**
Function **PUBLIC PROTECTION**
Activity **FIRE PROTECTION**

Detail by Revenue Category and Expenditure Object	Actual 2010-11	Actual 2011-12	CAO Recommended 2012-13	Adopted by the Board of Supervisors 2012-13
1	2	3	4	5
USE OF MONEY/PROPERTY	$ 5,954	$ 4,525	$ 4,500	$ 4,500
OTHER FINANCING SOURCES		87,291		
TOTAL REVENUE	**$ 5,954**	**$ 91,816**	**$ 4,500**	**$ 4,500**
OTHER FINANCING USES	$ 15,000	$	$	
TOTAL EXPENDITURES/APPROPRIATIONS	**$ 15,000**	**$**	**$**	
NET COST	**$ (9,046)**	**$ 91,816**	**$ 4,500**	**$ 4,500**

State Controller Schedules County Budget Act January 2010	COUNTY OF KERN Detail of Financing Sources and Financing Uses Governmental Funds Fiscal Year 2012-13	Schedule 9

Budget Unit **2420-FIREWORKS VIOLATIONS TRUST**
Function **PUBLIC PROTECTION**
Activity **FIRE PROTECTION**

Detail by Revenue Category and Expenditure Object	Actual 2010-11	Actual 2011-12	CAO Recommended 2012-13	Adopted by the Board of Supervisors 2012-13
1	2	3	4	5
FINES AND FORFEITURES	$ 19,770	$ 31,115	$ 25,000	$ 25,000
USE OF MONEY/PROPERTY	304	144	200	200
TOTAL REVENUE	**$ 20,074**	**$ 31,259**	**$ 25,200**	**$ 25,200**
OTHER FINANCING USES	$ 24,824	$ 7,034	$ 25,000	$ 25,000
TOTAL EXPENDITURES/APPROPRIATIONS	**$ 24,824**	**$ 7,034**	**$ 25,000**	**$ 25,000**
NET COST	**$ (4,750)**	**$ 24,225**	**$ 200**	**$ 200**

State Controller Schedules County Budget Act January 2010	COUNTY OF KERN Detail of Financing Sources and Financing Uses Governmental Funds Fiscal Year 2012-13	Schedule 9

Budget Unit **2421-FIRE DEPT DONATIONS TRUST**
Function **PUBLIC PROTECTION**
Activity **FIRE PROTECTION**

Detail by Revenue Category and Expenditure Object	Actual 2010-11	Actual 2011-12	CAO Recommended 2012-13	Adopted by the Board of Supervisors 2012-13
1	2	3	4	5
USE OF MONEY/PROPERTY	$ 772	$ 636	$ 600	$ 600
MISCELLANEOUS	6,520	1,785		
TOTAL REVENUE	**$ 7,292**	**$ 2,421**	**$ 600**	**$ 600**
OTHER FINANCING USES	$	$	$ 10,000	$ 10,000
TOTAL EXPENDITURES/APPROPRIATIONS	**$**	**$**	**$ 10,000**	**$ 10,000**
NET COST	**$ 7,292**	**$ 2,421**	**$ (9,400)**	**$ (9,400)**

State Controller Schedules County Budget Act January 2010	COUNTY OF KERN Detail of Financing Sources and Financing Uses Governmental Funds Fiscal Year 2012-13	Schedule 9

Budget Unit **2422-STATE FIRE TRUST FUND**
Function **PUBLIC PROTECTION**
Activity **FIRE PROTECTION**

Detail by Revenue Category and Expenditure Object	Actual 2010-11	Actual 2011-12	CAO Recommended 2012-13	Adopted by the Board of Supervisors 2012-13
1	2	3	4	5
USE OF MONEY/PROPERTY	$ 26,817	$ 26,500	$ 10,000	$ 10,000
CHARGES FOR SERVICES	221,523	135,611	90,000	90,000
TOTAL REVENUE	**$ 248,340**	**$ 162,111**	**$ 100,000**	**$ 100,000**
OTHER FINANCING USES	$	$ 504,000	$ 60,000	$ 60,000
TOTAL EXPENDITURES/APPROPRIATIONS	**$**	**$ 504,000**	**$ 60,000**	**$ 60,000**
NET COST	**$ 248,340**	**$ (341,889)**	**$ 40,000**	**$ 40,000**

State Controller Schedules County Budget Act January 2010	COUNTY OF KERN Detail of Financing Sources and Financing Uses Governmental Funds Fiscal Year 2012-13	Schedule 9

Budget Unit **2423-FIRE-HAZARD REDUCTION**
Function **PUBLIC PROTECTION**
Activity **FIRE PROTECTION**

Detail by Revenue Category and Expenditure Object	Actual 2010-11	Actual 2011-12	CAO Recommended 2012-13	Adopted by the Board of Supervisors 2012-13
1	2	3	4	5
USE OF MONEY/PROPERTY	$ 4,374	$ 6,415	$ 10,000	$ 10,000
CHARGES FOR SERVICES	316,883	1,076,676	90,000	90,000
OTHER FINANCING SOURCES		10,100		
TOTAL REVENUE	**$ 321,257**	**$ 1,093,191**	**$ 100,000**	**$ 100,000**
OTHER FINANCING USES	$	$ 500,000	$ 938,800	$ 938,800
TOTAL EXPENDITURES/APPROPRIATIONS	**$**	**$ 500,000**	**$ 938,800**	**$ 938,800**
NET COST	**$ 321,257**	**$ 593,191**	**$ (838,800)**	**$ (838,800)**

State Controller Schedules County Budget Act January 2010	COUNTY OF KERN Detail of Financing Sources and Financing Uses Governmental Funds Fiscal Year 2012-13	Schedule 9

Budget Unit **2425-FIRE-HELICOPTER OPERATIONS**
Function **PUBLIC PROTECTION**
Activity **FIRE PROTECTION**

Detail by Revenue Category and Expenditure Object	Actual 2010-11	Actual 2011-12	CAO Recommended 2012-13	Adopted by the Board of Supervisors 2012-13
1	2	3	4	5
USE OF MONEY/PROPERTY	$ 8,611	$ 12,948	$ 18,000	$ 18,000
CHARGES FOR SERVICES	1,230,750	448,642	375,000	375,000
TOTAL REVENUE	**$ 1,239,361**	**$ 461,590**	**$ 393,000**	**$ 393,000**
OTHER FINANCING USES	$ 745,000	$ 1,200,000	$ 760,950	$ 760,950
TOTAL EXPENDITURES/APPROPRIATIONS	**$ 745,000**	**$ 1,200,000**	**$ 760,950**	**$ 760,950**
NET COST	**$ 494,361**	**$ (738,410)**	**$ (367,950)**	**$ (367,950)**

State Controller Schedules County Budget Act January 2010	COUNTY OF KERN Detail of Financing Sources and Financing Uses Governmental Funds Fiscal Year 2012-13	Schedule 9

Budget Unit **2426-MOBILE FIRE KITCHEN TRUST FUND**
Function **PUBLIC PROTECTION**
Activity **FIRE PROTECTION**

Detail by Revenue Category and Expenditure Object	Actual 2010-11	Actual 2011-12	CAO Recommended 2012-13	Adopted by the Board of Supervisors 2012-13
1	2	3	4	5
USE OF MONEY/PROPERTY	$ 31	$ 24	$ 20	$ 20
TOTAL REVENUE	**$ 31**	**$ 24**	**$ 20**	**$ 20**
TOTAL EXPENDITURES/APPROPRIATIONS	**$**	**$**	**$**	**$**
NET COST	**$ 31**	**$ 24**	**$ 20**	**$ 20**

State Controller Schedules County Budget Act January 2010	COUNTY OF KERN Detail of Financing Sources and Financing Uses Governmental Funds Fiscal Year 2012-13	Schedule 9

Budget Unit **2610-DEPT OF AG & MEASUR STANDARD**
Function **PUBLIC PROTECTION**
Activity **PROTECTIVE INSPECTION**

Detail by Revenue Category and Expenditure Object	Actual 2010-11	Actual 2011-12	CAO Recommended 2012-13	Adopted by the Board of Supervisors 2012-13
1	2	3	4	5
LICENSES AND PERMITS	$ 23,525	$ 23,220	$ 22,550	$ 22,550
FINES AND FORFEITURES	22,358	33,438	21,100	21,100
INTERGOVERNMENTAL	2,229,909	3,023,709	2,578,383	2,578,383
CHARGES FOR SERVICES	2,140,087	2,202,636	1,974,348	1,974,348
MISCELLANEOUS	1,081	906	10	10
TOTAL REVENUE	**$ 4,416,960**	**$ 5,283,909**	**$ 4,596,391**	**$ 4,596,391**
SALARIES & EMPLOYEE BENEFITS	$ 5,373,437	$ 5,354,676	$ 5,006,347	$ 5,006,347
SERVICES & SUPPLIES	825,786	899,754	961,386	961,386
OTHER CHARGES		131	161	161
CAPITAL ASSETS	60,622	27,604		
OTHER FINANCING USES			914,903	914,903
TOTAL EXPENDITURES/APPROPRIATIONS	**$ 6,259,845**	**$ 6,282,165**	**$ 6,882,797**	**$ 6,882,797**
NET COST	**$ (1,842,885)**	**$ (998,256)**	**$ (2,286,406)**	**$ (2,286,406)**

State Controller Schedules County Budget Act January 2010	COUNTY OF KERN Detail of Financing Sources and Financing Uses Governmental Funds Fiscal Year 2012-13	Schedule 9

Budget Unit **2620-CODE COMPLIANCE**
Function **PUBLIC PROTECTION**
Activity **PROTECTIVE INSPECTION**

Detail by Revenue Category and Expenditure Object	Actual 2010-11	Actual 2011-12	CAO Recommended 2012-13	Adopted by the Board of Supervisors 2012-13
1	2	3	4	5
INTERGOVERNMENTAL	$	$	$ 20,000	$ 20,000
CHARGES FOR SERVICES	374,699	407,863	480,020	480,020
MISCELLANEOUS	1,160	255	255	255
OTHER FINANCING SOURCES	33,939	33,042	159,656	159,656
TOTAL REVENUE	**$ 409,798**	**$ 441,160**	**$ 659,931**	**$ 659,931**
SALARIES & EMPLOYEE BENEFITS	$ 764,067	$ 826,749	$ 995,046	$ 995,046
SERVICES & SUPPLIES	375,239	445,747	575,839	575,839
OTHER CHARGES		18	16	16
CAPITAL ASSETS			80,000	80,000
OTHER FINANCING USES			147,792	147,792
TOTAL EXPENDITURES/APPROPRIATIONS	**$ 1,139,306**	**$ 1,272,514**	**$ 1,798,693**	**$ 1,798,693**
NET COST	**$ (729,508)**	**$ (831,354)**	**$ (1,138,762)**	**$ (1,138,762)**

State Controller Schedules County Budget Act January 2010	COUNTY OF KERN Detail of Financing Sources and Financing Uses Governmental Funds Fiscal Year 2012-13	Schedule 9

Budget Unit **2623-ABATEMENT COST**
Function **PUBLIC PROTECTION**
Activity **PROTECTIVE INSPECTION**

Detail by Revenue Category and Expenditure Object	Actual 2010-11	Actual 2011-12	CAO Recommended 2012-13	Adopted by the Board of Supervisors 2012-13
1	2	3	4	5
TAXES	$	$ 3,778	$ 4,552	$ 4,552
USE OF MONEY/PROPERTY		20		
CHARGES FOR SERVICES		(3)		
TOTAL REVENUE	**$**	**$ 3,795**	**$ 4,552**	**$ 4,552**
OTHER FINANCING USES	$ 127,163	$ 81,844	$ 159,656	$ 159,656
TOTAL EXPENDITURES/APPROPRIATIONS	**$ 127,163**	**$ 81,844**	**$ 159,656**	**$ 159,656**
NET COST	**$ (127,163)**	**$ (78,049)**	**$ (155,104)**	**$ (155,104)**

State Controller Schedules County Budget Act January 2010	COUNTY OF KERN Detail of Financing Sources and Financing Uses Governmental Funds Fiscal Year 2012-13	Schedule 9

Budget Unit **2625-BUILDING INSPECTION**
Function **PUBLIC PROTECTION**
Activity **PROTECTIVE INSPECTION**

Detail by Revenue Category and Expenditure Object	Actual 2010-11	Actual 2011-12	CAO Recommended 2012-13	Adopted by the Board of Supervisors 2012-13
1	2	3	4	5
LICENSES AND PERMITS	$ 6,540,323	$ 9,503,522	$ 4,204,000	$ 4,204,000
USE OF MONEY/PROPERTY	66,641	81,918	60,960	60,960
CHARGES FOR SERVICES	9,199			
MISCELLANEOUS	10,511	14,873	2,810	2,810
OTHER FINANCING SOURCES	1,795	7,823		
TOTAL REVENUE	**$ 6,628,469**	**$ 9,608,136**	**$ 4,267,770**	**$ 4,267,770**
APPROPRIATION FR CONTINGENCIES	$	$	$ 544,405	$ 544,405
SALARIES & EMPLOYEE BENEFITS	2,567,014	2,709,645	3,519,102	3,519,102
SERVICES & SUPPLIES	1,397,594	542,630	752,784	752,784
OTHER CHARGES	380,921	1,319,079	1,023,525	1,023,525
CAPITAL ASSETS		5,678	1,624,000	1,624,000
OTHER FINANCING USES			87,784	87,784
TOTAL EXPENDITURES/APPROPRIATIONS	**$ 4,345,529**	**$ 4,577,032**	**$ 7,551,600**	**$ 7,551,600**
NET COST	**$ 2,282,940**	**$ 5,031,104**	**$ (3,283,830)**	**$ (3,283,830)**

State Controller Schedules County Budget Act January 2010	COUNTY OF KERN Detail of Financing Sources and Financing Uses Governmental Funds Fiscal Year 2012-13	Schedule 9

Budget Unit **2626-STRONG MOT INSTRUMENTATION TR**
Function **PUBLIC PROTECTION**
Activity **PROTECTIVE INSPECTION**

Detail by Revenue Category and Expenditure Object	Actual 2010-11	Actual 2011-12	CAO Recommended 2012-13	Adopted by the Board of Supervisors 2012-13
1	2	3	4	5
LICENSES AND PERMITS	$ 234,230	$ 351,727	$ 282,022	$ 282,022
OTHER FINANCING SOURCES	25			
TOTAL REVENUE	**$ 234,255**	**$ 351,727**	**$ 282,022**	**$ 282,022**
SERVICES & SUPPLIES	$ 221,745	$ 191,885	$ 255,000	$ 255,000
TOTAL EXPENDITURES/APPROPRIATIONS	**$ 221,745**	**$ 191,885**	**$ 255,000**	**$ 255,000**
NET COST	**$ 12,510**	**$ 159,842**	**$ 27,022**	**$ 27,022**

State Controller Schedules County Budget Act January 2010	COUNTY OF KERN Detail of Financing Sources and Financing Uses Governmental Funds Fiscal Year 2012-13	Schedule 9

Budget Unit **2700-RECORDER**
Function **PUBLIC PROTECTION**
Activity **OTHER PROTECTION**

Detail by Revenue Category and Expenditure Object	Actual 2010-11	Actual 2011-12	CAO Recommended 2012-13	Adopted by the Board of Supervisors 2012-13
1	2	3	4	5
LICENSES AND PERMITS	$	$ 4,102	$ 3,385	$ 3,385
USE OF MONEY/PROPERTY		1,574	1,184	1,184
CHARGES FOR SERVICES		2,323,547	2,355,011	2,355,011
MISCELLANEOUS		2,284	1,709	1,709
OTHER FINANCING SOURCES		707,471	2,320,377	2,320,377
TOTAL REVENUE	**$**	**$ 3,038,978**	**$ 4,681,666**	**$ 4,681,666**
SALARIES & EMPLOYEE BENEFITS	$	$ 1,846,795	$ 2,055,843	$ 2,055,843
SERVICES & SUPPLIES		339,708	2,275,811	2,275,811
OTHER CHARGES		556,340	345,951	345,951
CAPITAL ASSETS		124,899		
TOTAL EXPENDITURES/APPROPRIATIONS	**$**	**$ 2,867,742**	**$ 4,677,605**	**$ 4,677,605**
NET COST	**$**	**$ 171,236**	**$ 4,061**	**$ 4,061**

State Controller Schedules County Budget Act January 2010	COUNTY OF KERN Detail of Financing Sources and Financing Uses Governmental Funds Fiscal Year 2012-13	Schedule 9

Budget Unit **2705-CONTRIBUTION TO RECORDER**
Function **PUBLIC PROTECTION**
Activity **OTHER PROTECTION**

Detail by Revenue Category and Expenditure Object	Actual 2010-11	Actual 2011-12	CAO Recommended 2012-13	Adopted by the Board of Supervisors 2012-13
1	2	3	4	5
LICENSES AND PERMITS	$ 3,915	$	$	$
CHARGES FOR SERVICES	1,527,259	208,762	360,918	360,918
MISCELLANEOUS	2,054			
OTHER FINANCING SOURCES	1,005,373			
TOTAL REVENUE	**$ 2,538,601**	**$ 208,762**	**$ 360,918**	**$ 360,918**
SALARIES & EMPLOYEE BENEFITS	$ 1,699,527	$	$	$
SERVICES & SUPPLIES	857,465			
CAPITAL ASSETS	30,703			
OTHER FINANCING USES		204,152	360,918	360,918
TOTAL EXPENDITURES/APPROPRIATIONS	**$ 2,587,695**	**$ 204,152**	**$ 360,918**	**$ 360,918**
NET COST	**$ (49,094)**	**$ 4,610**	**$**	**$**

State Controller Schedules County Budget Act January 2010	COUNTY OF KERN Detail of Financing Sources and Financing Uses Governmental Funds Fiscal Year 2012-13	Schedule 9

Budget Unit **2706-RECORDERS FEE FUND**
Function **PUBLIC PROTECTION**
Activity **OTHER PROTECTION**

Detail by Revenue Category and Expenditure Object	Actual 2010-11	Actual 2011-12	CAO Recommended 2012-13	Adopted by the Board of Supervisors 2012-13
1	2	3	4	5
CHARGES FOR SERVICES	$ 617,176	$ 593,911	$ 543,260	$ 543,260
OTHER FINANCING SOURCES	25,024	25,009		
TOTAL REVENUE	**$ 642,200**	**$ 618,920**	**$ 543,260**	**$ 543,260**
OTHER FINANCING USES	$ 599,336	$ 259,636	$ 2,643,733	$ 2,643,733
TOTAL EXPENDITURES/APPROPRIATIONS	**$ 599,336**	**$ 259,636**	**$ 2,643,733**	**$ 2,643,733**
NET COST	**$ 42,864**	**$ 359,284**	**$ (2,100,473)**	**$ (2,100,473)**

State Controller Schedules County Budget Act January 2010	COUNTY OF KERN Detail of Financing Sources and Financing Uses Governmental Funds Fiscal Year 2012-13	Schedule 9

Budget Unit **2707-MICROGRAPHICS/RECORDER FUND**
Function **PUBLIC PROTECTION**
Activity **OTHER PROTECTION**

Detail by Revenue Category and Expenditure Object	Actual 2010-11	Actual 2011-12	CAO Recommended 2012-13	Adopted by the Board of Supervisors 2012-13
1	2	3	4	5
CHARGES FOR SERVICES	$ 177,431	$ 161,540	$ 152,378	$ 152,378
OTHER FINANCING SOURCES	24	9		
TOTAL REVENUE	**$ 177,455**	**$ 161,549**	**$ 152,378**	**$ 152,378**
OTHER FINANCING USES	$ 132,031	$ 97,925	$ 159,191	$ 159,191
TOTAL EXPENDITURES/APPROPRIATIONS	**$ 132,031**	**$ 97,925**	**$ 159,191**	**$ 159,191**
NET COST	**$ 45,424**	**$ 63,624**	**$ (6,813)**	**$ (6,813)**

State Controller Schedules County Budget Act January 2010	COUNTY OF KERN Detail of Financing Sources and Financing Uses Governmental Funds Fiscal Year 2012-13	Schedule 9

Budget Unit **2708-RECORDER'S MODERNIZATION TRUST**
Function **PUBLIC PROTECTION**
Activity **OTHER PROTECTION**

Detail by Revenue Category and Expenditure Object	Actual 2010-11	Actual 2011-12	CAO Recommended 2012-13	Adopted by the Board of Supervisors 2012-13
1	2	3	4	5
USE OF MONEY/PROPERTY	$ 2,863	$ 2,869	$ 3,007	$ 3,007
CHARGES FOR SERVICES	177,450	161,525	152,348	152,348
OTHER FINANCING SOURCES	24	9		
TOTAL REVENUE	**$ 180,337**	**$ 164,403**	**$ 155,355**	**$ 155,355**
OTHER CHARGES	$ 81,799	$ 67,438	$ 90,000	$ 90,000
OTHER FINANCING USES	18,500	47,500	147,053	147,053
TOTAL EXPENDITURES/APPROPRIATIONS	**$ 100,299**	**$ 114,938**	**$ 237,053**	**$ 237,053**
NET COST	**$ 80,038**	**$ 49,465**	**$ (81,698)**	**$ (81,698)**

State Controller Schedules County Budget Act January 2010	COUNTY OF KERN Detail of Financing Sources and Financing Uses Governmental Funds Fiscal Year 2012-13	Schedule 9

Budget Unit **2709-RECORDERS SSN TRUNCATION**
Function **PUBLIC PROTECTION**
Activity **OTHER PROTECTION**

Detail by Revenue Category and Expenditure Object	Actual 2010-11	Actual 2011-12	CAO Recommended 2012-13	Adopted by the Board of Supervisors 2012-13
1	2	3	4	5
CHARGES FOR SERVICES	$ 177,447	$ 162,004	$ 153,072	$ 153,072
OTHER FINANCING SOURCES	24	30		
TOTAL REVENUE	**$ 177,471**	**$ 162,034**	**$ 153,072**	**$ 153,072**
OTHER FINANCING USES	$ 128,965	$ 34,731	$ 61,532	$ 61,532
TOTAL EXPENDITURES/APPROPRIATIONS	**$ 128,965**	**$ 34,731**	**$ 61,532**	**$ 61,532**
NET COST	**$ 48,506**	**$ 127,303**	**$ 91,540**	**$ 91,540**

State Controller Schedules County Budget Act January 2010	COUNTY OF KERN Detail of Financing Sources and Financing Uses Governmental Funds Fiscal Year 2012-13	Schedule 9

Budget Unit **2730-DEVELOPMENTAL SERVICES AGENCY**
Function **PUBLIC PROTECTION**
Activity **OTHER PROTECTION**

Detail by Revenue Category and Expenditure Object	Actual 2010-11	Actual 2011-12	CAO Recommended 2012-13	Adopted by the Board of Supervisors 2012-13
1	2	3	4	5
CHARGES FOR SERVICES	$ 714,542	$ 705,090	$ 686,103	$ 686,103
MISCELLANEOUS	3,151	248		
TOTAL REVENUE	**$ 717,693**	**$ 705,338**	**$ 686,103**	**$ 686,103**
SALARIES & EMPLOYEE BENEFITS	$ 1,579,064	$ 1,506,388	$ 1,256,787	$ 1,256,787
SERVICES & SUPPLIES	112,801	85,700	101,255	101,255
OTHER CHARGES	15,500	24,896	27,578	27,578
CAPITAL ASSETS		8,756		
OTHER FINANCING USES			159,246	159,246
EXPENDITURE TRANSFERS & REIMBS	(396,231)	(288,037)	(300,388)	(300,388)
TOTAL EXPENDITURES/APPROPRIATIONS	**$ 1,311,134**	**$ 1,337,703**	**$ 1,244,478**	**$ 1,244,478**
NET COST	**$ (593,441)**	**$ (632,365)**	**$ (558,375)**	**$ (558,375)**

State Controller Schedules County Budget Act January 2010	COUNTY OF KERN Detail of Financing Sources and Financing Uses Governmental Funds Fiscal Year 2012-13	Schedule 9

Budget Unit **2740-WILDLIFE RESOURCES**
Function **PUBLIC PROTECTION**
Activity **OTHER PROTECTION**

Detail by Revenue Category and Expenditure Object	Actual 2010-11	Actual 2011-12	CAO Recommended 2012-13	Adopted by the Board of Supervisors 2012-13
1	2	3	4	5
FINES AND FORFEITURES	$ 6,185	$ 10,341	$ 5,330	$ 5,330
TOTAL REVENUE	**$ 6,185**	**$ 10,341**	**$ 5,330**	**$ 5,330**
SERVICES & SUPPLIES	$ 1,609	$ 531	$ 759	$ 759
OTHER CHARGES	6,800	7,175	4,241	4,241
TOTAL EXPENDITURES/APPROPRIATIONS	**$ 8,409**	**$ 7,706**	**$ 5,000**	**$ 5,000**
NET COST	**$ (2,224)**	**$ 2,635**	**$ 330**	**$ 330**

State Controller Schedules County Budget Act January 2010	COUNTY OF KERN Detail of Financing Sources and Financing Uses Governmental Funds Fiscal Year 2012-13	Schedule 9

Budget Unit **2750-PLANNING**
Function **PUBLIC PROTECTION**
Activity **OTHER PROTECTION**

Detail by Revenue Category and Expenditure Object	Actual 2010-11	Actual 2011-12	CAO Recommended 2012-13	Adopted by the Board of Supervisors 2012-13
1	2	3	4	5
LICENSES AND PERMITS	$ 408,279	$ 527,846	$ 471,543	$ 471,543
FINES AND FORFEITURES	11,161	13,183	13,893	13,893
INTERGOVERNMENTAL		90,000	553,950	553,950
CHARGES FOR SERVICES	2,528,248	3,419,054	3,174,402	3,174,402
MISCELLANEOUS	20,593	108,240	98,000	98,000
OTHER FINANCING SOURCES	343,800	114,467	781,152	781,152
TOTAL REVENUE	**$ 3,312,081**	**$ 4,272,790**	**$ 5,092,940**	**$ 5,092,940**
SALARIES & EMPLOYEE BENEFITS	$ 3,410,109	$ 3,616,453	$ 3,704,773	$ 3,704,773
SERVICES & SUPPLIES	3,014,583	3,096,640	4,559,357	4,559,357
OTHER CHARGES	4,899	9,798	11,991	11,991
EXPENDITURE TRANSFERS & REIMBS	567	(8,264)	(100,000)	(100,000)
TOTAL EXPENDITURES/APPROPRIATIONS	**$ 6,430,158**	**$ 6,714,627**	**$ 8,176,121**	**$ 8,176,121**
NET COST	**$ (3,118,077)**	**$ (2,441,837)**	**$ (3,083,181)**	**$ (3,083,181)**

State Controller Schedules County Budget Act January 2010	COUNTY OF KERN Detail of Financing Sources and Financing Uses Governmental Funds Fiscal Year 2012-13	Schedule 9

Budget Unit **2751-GENERAL PLAN ADMIN SURCHARGE**
Function **PUBLIC PROTECTION**
Activity **OTHER PROTECTION**

Detail by Revenue Category and Expenditure Object	Actual 2010-11	Actual 2011-12	CAO Recommended 2012-13	Adopted by the Board of Supervisors 2012-13
1	2	3	4	5
USE OF MONEY/PROPERTY	$ 5,899	$ 6,257	$ 6,000	$ 6,000
CHARGES FOR SERVICES	260,692	426,561	426,561	426,561
TOTAL REVENUE	**$ 266,591**	**$ 432,818**	**$ 432,561**	**$ 432,561**
OTHER FINANCING USES	$ 349,090	$ 31,624	$ 831,712	$ 831,712
TOTAL EXPENDITURES/APPROPRIATIONS	**$ 349,090**	**$ 31,624**	**$ 831,712**	**$ 831,712**
NET COST	**$ (82,499)**	**$ 401,194**	**$ (399,151)**	**$ (399,151)**

State Controller Schedules County Budget Act January 2010	COUNTY OF KERN Detail of Financing Sources and Financing Uses Governmental Funds Fiscal Year 2012-13	Schedule 9

Budget Unit **2760-ANIMAL CONTROL**
Function **PUBLIC PROTECTION**
Activity **OTHER PROTECTION**

Detail by Revenue Category and Expenditure Object	Actual 2010-11	Actual 2011-12	CAO Recommended 2012-13	Adopted by the Board of Supervisors 2012-13
1	2	3	4	5
LICENSES AND PERMITS	$ 432,988	$ 350,985	$ 460,000	$ 460,000
FINES AND FORFEITURES	1,139	1,100	1,500	1,500
INTERGOVERNMENTAL	884,410	896,950	904,636	904,636
CHARGES FOR SERVICES	746,744	900,033	640,021	1,272,219
MISCELLANEOUS	19,954	38,801	30,420	30,420
OTHER FINANCING SOURCES		99,262	149,147	149,147
TOTAL REVENUE	**$ 2,085,235**	**$ 2,287,131**	**$ 2,185,724**	**$ 2,817,922**
SALARIES & EMPLOYEE BENEFITS	$ 3,417,018	$ 3,761,027	$ 4,375,276	$ 5,244,974
SERVICES & SUPPLIES	1,592,916	1,795,640	2,170,726	1,933,226
OTHER CHARGES			101	101
CAPITAL ASSETS		640,000		
TOTAL EXPENDITURES/APPROPRIATIONS	**$ 5,009,934**	**$ 6,196,667**	**$ 6,546,103**	**$ 7,178,301**
NET COST	**$ (2,924,699)**	**$ (3,909,536)**	**$ (4,360,379)**	**$ (4,360,379)**

State Controller Schedules County Budget Act January 2010	COUNTY OF KERN Detail of Financing Sources and Financing Uses Governmental Funds Fiscal Year 2012-13	Schedule 9

Budget Unit **2761-ANIMAL CARE DONATIONS TRUST**
Function **PUBLIC PROTECTION**
Activity **OTHER PROTECTION**

Detail by Revenue Category and Expenditure Object	Actual 2010-11	Actual 2011-12	CAO Recommended 2012-13	Adopted by the Board of Supervisors 2012-13
1	2	3	4	5
LICENSES AND PERMITS	$ (5)	$	$	$
USE OF MONEY/PROPERTY	322	514	483	483
MISCELLANEOUS	9,152	79,369	65,000	65,000
NON-REVENUE RECEIPTS		(58,500)		
TOTAL REVENUE	**$ 9,469**	**$ 21,383**	**$ 65,483**	**$ 65,483**
OTHER FINANCING USES	$	$ 15,751	$ 70,000	$ 70,000
TOTAL EXPENDITURES/APPROPRIATIONS	**$**	**$ 15,751**	**$ 70,000**	**$ 70,000**
NET COST	**$ 9,469**	**$ 5,632**	**$ (4,517)**	**$ (4,517)**

State Controller Schedules County Budget Act January 2010	COUNTY OF KERN Detail of Financing Sources and Financing Uses Governmental Funds Fiscal Year 2012-13	Schedule 9

Budget Unit **2762-ANIMAL CARE TRUST FUND**
Function **PUBLIC PROTECTION**
Activity **OTHER PROTECTION**

Detail by Revenue Category and Expenditure Object	Actual 2010-11	Actual 2011-12	CAO Recommended 2012-13	Adopted by the Board of Supervisors 2012-13
1	2	3	4	5
USE OF MONEY/PROPERTY	$ 651	$ 402	$ 400	$ 400
TOTAL REVENUE	**$ 651**	**$ 402**	**$ 400**	**$ 400**
OTHER FINANCING USES	$	$ 42,140	$ 20,000	$ 20,000
TOTAL EXPENDITURES/APPROPRIATIONS	**$**	**$ 42,140**	**$ 20,000**	**$ 20,000**
NET COST	**$ 651**	**$ (41,738)**	**$ (19,600)**	**$ (19,600)**

State Controller Schedules County Budget Act January 2010	COUNTY OF KERN Detail of Financing Sources and Financing Uses Governmental Funds Fiscal Year 2012-13	Schedule 9

Budget Unit **2763-ANIMAL CNTRL-FELINE CARCASSES**
Function **PUBLIC PROTECTION**
Activity **OTHER PROTECTION**

Detail by Revenue Category and Expenditure Object	Actual 2010-11	Actual 2011-12	CAO Recommended 2012-13	Adopted by the Board of Supervisors 2012-13
1	2	3	4	5
TOTAL REVENUE	**$**	**$**	**$**	**$**
OTHER FINANCING USES	$	$ 23,881	$ 11,147	$ 11,147
TOTAL EXPENDITURES/APPROPRIATIONS	**$**	**$ 23,881**	**$ 11,147**	**$ 11,147**
NET COST	**$**	**$ (23,881)**	**$ (11,147)**	**$ (11,147)**

State Controller Schedules County Budget Act January 2010	COUNTY OF KERN Detail of Financing Sources and Financing Uses Governmental Funds Fiscal Year 2012-13	Schedule 9

Budget Unit **2764-STERILIZATION**
Function **PUBLIC PROTECTION**
Activity **OTHER PROTECTION**

Detail by Revenue Category and Expenditure Object	Actual 2010-11	Actual 2011-12	CAO Recommended 2012-13	Adopted by the Board of Supervisors 2012-13
1	2	3	4	5
LICENSES AND PERMITS	$ 19,861	$ 38,612	$ 46,000	$ 46,000
TOTAL REVENUE	**$ 19,861**	**$ 38,612**	**$ 46,000**	**$ 46,000**
OTHER FINANCING USES	$	$ 17,490	$ 48,000	$ 48,000
TOTAL EXPENDITURES/APPROPRIATIONS	**$**	**$ 17,490**	**$ 48,000**	**$ 48,000**
NET COST	**$ 19,861**	**$ 21,122**	**$ (2,000)**	**$ (2,000)**

State Controller Schedules County Budget Act January 2010	COUNTY OF KERN Detail of Financing Sources and Financing Uses Governmental Funds Fiscal Year 2012-13	Schedule 9

Budget Unit **2780-RANGE IMPROVEMENT-PRED CONT 15**
Function **PUBLIC PROTECTION**
Activity **OTHER PROTECTION**

Detail by Revenue Category and Expenditure Object	Actual 2010-11	Actual 2011-12	CAO Recommended 2012-13	Adopted by the Board of Supervisors 2012-13
1	2	3	4	5
USE OF MONEY/PROPERTY	$ 556	$ 462	$ 448	$ 448
INTERGOVERNMENTAL	8,687	8,941	8,700	8,700
TOTAL REVENUE	**$ 9,243**	**$ 9,403**	**$ 9,148**	**$ 9,148**
SERVICES & SUPPLIES	$ 5,750	$	$ 23,796	$ 23,796
OTHER CHARGES		5,750	5,750	5,750
TOTAL EXPENDITURES/APPROPRIATIONS	**$ 5,750**	**$ 5,750**	**$ 29,546**	**$ 29,546**
NET COST	**$ 3,493**	**$ 3,653**	**$ (20,398)**	**$ (20,398)**

State Controller Schedules County Budget Act January 2010	COUNTY OF KERN Detail of Financing Sources and Financing Uses Governmental Funds Fiscal Year 2012-13	Schedule 9

Budget Unit **2781-RANGE IMPROVEMENT-PRED CONT 3**
Function **PUBLIC PROTECTION**
Activity **OTHER PROTECTION**

Detail by Revenue Category and Expenditure Object	Actual 2010-11	Actual 2011-12	CAO Recommended 2012-13	Adopted by the Board of Supervisors 2012-13
1	2	3	4	5
USE OF MONEY/PROPERTY	$ 370	$ 276	$ 300	$ 300
INTERGOVERNMENTAL	613	1,386	1,300	1,300
TOTAL REVENUE	**$ 983**	**$ 1,662**	**$ 1,600**	**$ 1,600**
SERVICES & SUPPLIES	$ 2,000	$	$ 31,670	$ 31,670
OTHER CHARGES		1,000	2,000	2,000
TOTAL EXPENDITURES/APPROPRIATIONS	**$ 2,000**	**$ 1,000**	**$ 33,670**	**$ 33,670**
NET COST	**$ (1,017)**	**$ 662**	**$ (32,070)**	**$ (32,070)**

Function:

PUBLIC WAYS & FACILITIES

THIS PAGE INTENTIONALLY LEFT BLANK

State Controller Schedules County Budget Act January 2010	COUNTY OF KERN Detail of Financing Sources and Financing Uses Governmental Funds Fiscal Year 2012-13	Schedule 9

Budget Unit **1955-SEVENTH STANDARD ROAD PROJ FND**
Function **PUBLIC WAYS & FACILITIES**
Activity **PUBLIC WAYS**

Detail by Revenue Category and Expenditure Object	Actual 2010-11	Actual 2011-12	CAO Recommended 2012-13	Adopted by the Board of Supervisors 2012-13
1	2	3	4	5
USE OF MONEY/PROPERTY	$ 32,426	$ 148,798	$	$
INTERGOVERNMENTAL	2,875,020			
MISCELLANEOUS	(597,466)			
TOTAL REVENUE	**$ 2,309,980**	**$ 148,798**	**$**	**$**
CAPITAL ASSETS	$ 2,314,006	$ 35,095	$	$
TOTAL EXPENDITURES/APPROPRIATIONS	**$ 2,314,006**	**$ 35,095**	**$**	**$**
NET COST	**$ (4,026)**	**$ 113,703**	**$**	**$**

State Controller Schedules County Budget Act January 2010	COUNTY OF KERN Detail of Financing Sources and Financing Uses Governmental Funds Fiscal Year 2012-13	Schedule 9

Budget Unit **3000-ROADS DEPARTMENT**
Function **PUBLIC WAYS & FACILITIES**
Activity **PUBLIC WAYS**

Detail by Revenue Category and Expenditure Object	Actual 2010-11	Actual 2011-12	CAO Recommended 2012-13	Adopted by the Board of Supervisors 2012-13
1	2	3	4	5
TAXES	$ 1,274,186	$ 3,628,133	$ 1,389,900	$ 1,389,900
USE OF MONEY/PROPERTY	324,374	240,157	310,000	310,000
INTERGOVERNMENTAL	29,529,107	34,956,208	31,692,587	31,692,587
CHARGES FOR SERVICES	4,988,494	4,236,405	3,600,000	3,600,000
MISCELLANEOUS	280,278	239,201	11,301	11,301
OTHER FINANCING SOURCES	14,040,395	8,180,454	17,198,859	17,198,859
TOTAL REVENUE	**$ 50,436,834**	**$ 51,480,558**	**$ 54,202,647**	**$ 54,202,647**
SALARIES & EMPLOYEE BENEFITS	$ 18,488,000	$ 18,493,722	$ 21,598,008	$ 21,598,008
SERVICES & SUPPLIES	30,455,604	27,847,434	51,815,023	51,815,023
OTHER CHARGES	903,271	1,846,095	1,749,100	1,749,100
CAPITAL ASSETS	1,571,976	2,562,477	2,500,000	2,500,000
TOTAL EXPENDITURES/APPROPRIATIONS	**$ 51,418,851**	**$ 50,749,728**	**$ 77,662,131**	**$ 77,662,131**
NET COST	**$ (982,017)**	**$ 730,830**	**$ (23,459,484)**	**$ (23,459,484)**

State Controller Schedules County Budget Act January 2010	COUNTY OF KERN Detail of Financing Sources and Financing Uses Governmental Funds Fiscal Year 2012-13	Schedule 9

Budget Unit **3001-CONTRIBUTION TO ROADS**
Function **PUBLIC WAYS & FACILITIES**
Activity **PUBLIC WAYS**

Detail by Revenue Category and Expenditure Object	Actual 2010-11	Actual 2011-12	CAO Recommended 2012-13	Adopted by the Board of Supervisors 2012-13
1	2	3	4	5
TOTAL REVENUE	**$**	**$**	**$**	**$**
OTHER FINANCING USES	$ 5,969,277	$ 5,670,813	$ 10,770,813	$ 10,770,813
TOTAL EXPENDITURES/APPROPRIATIONS	**$ 5,969,277**	**$ 5,670,813**	**$ 10,770,813**	**$ 10,770,813**
NET COST	**$ (5,969,277)**	**$ (5,670,813)**	**$ (10,770,813)**	**$ (10,770,813)**

State Controller Schedules County Budget Act January 2010	COUNTY OF KERN Detail of Financing Sources and Financing Uses Governmental Funds Fiscal Year 2012-13	Schedule 9

Budget Unit **3002-CORE AREA METRO BFLD IMP FEE**
Function **PUBLIC WAYS & FACILITIES**
Activity **PUBLIC WAYS**

Detail by Revenue Category and Expenditure Object	Actual 2010-11	Actual 2011-12	CAO Recommended 2012-13	Adopted by the Board of Supervisors 2012-13
1	2	3	4	5
LICENSES AND PERMITS	$ 28,239	$ 311,352	$ 247,141	$ 247,141
USE OF MONEY/PROPERTY	20,279	23,003	16,166	16,166
TOTAL REVENUE	**$ 48,518**	**$ 334,355**	**$ 263,307**	**$ 263,307**
OTHER FINANCING USES	$	$	$ 2,125,000	$ 2,125,000
TOTAL EXPENDITURES/APPROPRIATIONS	**$**	**$**	**$ 2,125,000**	**$ 2,125,000**
NET COST	**$ 48,518**	**$ 334,355**	**$ (1,861,693)**	**$ (1,861,693)**

State Controller Schedules County Budget Act January 2010	COUNTY OF KERN Detail of Financing Sources and Financing Uses Governmental Funds Fiscal Year 2012-13	Schedule 9

Budget Unit **3003-METRO BFLD TRANSPORT IMP FEE**
Function **PUBLIC WAYS & FACILITIES**
Activity **PUBLIC WAYS**

Detail by Revenue Category and Expenditure Object	Actual 2010-11	Actual 2011-12	CAO Recommended 2012-13	Adopted by the Board of Supervisors 2012-13
1	2	3	4	5
LICENSES AND PERMITS	$ 1,208,077	$ 2,394,823	$ 2,171,000	$ 2,171,000
USE OF MONEY/PROPERTY	105,666	90,886	49,900	49,900
TOTAL REVENUE	**$ 1,313,743**	**$ 2,485,709**	**$ 2,220,900**	**$ 2,220,900**
OTHER FINANCING USES	$	$ 180,834	$ 4,100,000	$ 4,100,000
TOTAL EXPENDITURES/APPROPRIATIONS	**$**	**$ 180,834**	**$ 4,100,000**	**$ 4,100,000**
NET COST	**$ 1,313,743**	**$ 2,304,875**	**$ (1,879,100)**	**$ (1,879,100)**

State Controller Schedules County Budget Act January 2010	COUNTY OF KERN Detail of Financing Sources and Financing Uses Governmental Funds Fiscal Year 2012-13	Schedule 9

Budget Unit **3004-ROSAMOND TRANSPORT IMP FEE TRS**
Function **PUBLIC WAYS & FACILITIES**
Activity **PUBLIC WAYS**

Detail by Revenue Category and Expenditure Object	Actual 2010-11	Actual 2011-12	CAO Recommended 2012-13	Adopted by the Board of Supervisors 2012-13
1	2	3	4	5
LICENSES AND PERMITS	$ 36,216	$ 29,220	$	$
USE OF MONEY/PROPERTY	7,371	5,964		
TOTAL REVENUE	**$ 43,587**	**$ 35,184**	**$**	**$**
OTHER FINANCING USES	$	$ 333,266	$	$
TOTAL EXPENDITURES/APPROPRIATIONS	**$**	**$ 333,266**	**$**	**$**
NET COST	**$ 43,587**	**$ (298,082)**	**$**	**$**

State Controller Schedules County Budget Act January 2010	COUNTY OF KERN Detail of Financing Sources and Financing Uses Governmental Funds Fiscal Year 2012-13	Schedule 9

Budget Unit **3005-BAKERSFIELD MITIGATION FUNDS**
Function **PUBLIC WAYS & FACILITIES**
Activity **PUBLIC WAYS**

Detail by Revenue Category and Expenditure Object	Actual 2010-11	Actual 2011-12	CAO Recommended 2012-13	Adopted by the Board of Supervisors 2012-13
1	2	3	4	5
LICENSES AND PERMITS	$ 32,615	$ 124,815	$	$
USE OF MONEY/PROPERTY	7,138	7,969		
TOTAL REVENUE	**$ 39,753**	**$ 132,784**	**$**	**$**
TOTAL EXPENDITURES/APPROPRIATIONS	**$**	**$**	**$**	**$**
NET COST	**$ 39,753**	**$ 132,784**	**$**	**$**

State Controller Schedules County Budget Act January 2010	COUNTY OF KERN Detail of Financing Sources and Financing Uses Governmental Funds Fiscal Year 2012-13	Schedule 9

Budget Unit **3006-TEH TRANSP IMPACT FEE CORE**
Function **PUBLIC WAYS & FACILITIES**
Activity **PUBLIC WAYS**

Detail by Revenue Category and Expenditure Object	Actual 2010-11	Actual 2011-12	CAO Recommended 2012-13	Adopted by the Board of Supervisors 2012-13
1	2	3	4	5
USE OF MONEY/PROPERTY	$ 128	$ 98	$	$
TOTAL REVENUE	**$ 128**	**$ 98**	**$**	**$**
CAPITAL ASSETS	$	$	$	$
TOTAL EXPENDITURES/APPROPRIATIONS	**$**	**$**	**$**	**$**
NET COST	**$ 128**	**$ 98**	**$**	**$**

State Controller Schedules County Budget Act January 2010	COUNTY OF KERN Detail of Financing Sources and Financing Uses Governmental Funds Fiscal Year 2012-13	Schedule 9

Budget Unit **3007-TEH TRANSP IMPACT FEE NON-CORE**
Function **PUBLIC WAYS & FACILITIES**
Activity **PUBLIC WAYS**

Detail by Revenue Category and Expenditure Object	Actual 2010-11	Actual 2011-12	CAO Recommended 2012-13	Adopted by the Board of Supervisors 2012-13
1	2	3	4	5
LICENSES AND PERMITS	$ 113,332	$ 46,198	$	$
USE OF MONEY/PROPERTY	8,486	9,543		
TOTAL REVENUE	**$ 121,818**	**$ 55,741**	**$**	**$**
OTHER FINANCING USES	$ 78,000	$	$	$
TOTAL EXPENDITURES/APPROPRIATIONS	**$ 78,000**	**$**	**$**	**$**
NET COST	**$ 43,818**	**$ 55,741**	**$**	**$**

State Controller Schedules County Budget Act January 2010	COUNTY OF KERN Detail of Financing Sources and Financing Uses Governmental Funds Fiscal Year 2012-13	Schedule 9

Budget Unit **3008-WHEELER RIDGE OVERPASS FUND**
Function **PUBLIC WAYS & FACILITIES**
Activity **PUBLIC WAYS**

Detail by Revenue Category and Expenditure Object	Actual 2010-11	Actual 2011-12	CAO Recommended 2012-13	Adopted by the Board of Supervisors 2012-13
1	2	3	4	5
USE OF MONEY/PROPERTY	$ 2,100	$ 1,536	$	$
INTERGOVERNMENTAL	1,804,255			
MISCELLANEOUS	(1,525,509)			
TOTAL REVENUE	**$ 280,846**	**$ 1,536**	**$**	**$**
CAPITAL ASSETS	$ 318,706	$	$	$
TOTAL EXPENDITURES/APPROPRIATIONS	**$ 318,706**	**$**	**$**	**$**
NET COST	**$ (37,860)**	**$ 1,536**	**$**	**$**

State Controller Schedules County Budget Act January 2010	COUNTY OF KERN Detail of Financing Sources and Financing Uses Governmental Funds Fiscal Year 2012-13	Schedule 9

Budget Unit **3009 - 7TH STANDARD WIDENING PROJECT**
Function **PUBLIC WAYS & FACILITIES**
Activity **PUBLIC WAYS**

Detail by Revenue Category and Expenditure Object	Actual 2010-11	Actual 2011-12	CAO Recommended 2012-13	Adopted by the Board of Supervisors 2012-13
1	2	3	4	5
USE OF MONEY/PROPERTY	$ 41,007	$ 62,974	$	$
INTERGOVERNMENTAL	11,332,829	404,820		
MISCELLANEOUS	500	235,412		
OTHER FINANCING SOURCES	5,100,859	3,250,147		
TOTAL REVENUE	**$ 16,475,195**	**$ 3,953,353**	**$**	**$**
CAPITAL ASSETS	$ 17,528,700	$ 2,370,416	$	$
TOTAL EXPENDITURES/APPROPRIATIONS	**$ 17,528,700**	**$ 2,370,416**	**$**	**$**
NET COST	**$ (1,053,505)**	**$ 1,582,937**	**$**	**$**

State Controller Schedules County Budget Act January 2010	COUNTY OF KERN Detail of Financing Sources and Financing Uses Governmental Funds Fiscal Year 2012-13	Schedule 9

Budget Unit **3010-LOCAL TRANSPORTATION PROJECTS**
Function **PUBLIC WAYS & FACILITIES**
Activity **PUBLIC WAYS**

Detail by Revenue Category and Expenditure Object	Actual 2010-11	Actual 2011-12	CAO Recommended 2012-13	Adopted by the Board of Supervisors 2012-13
1	2	3	4	5
MISCELLANEOUS	8,133,309	3,620,945		
TOTAL REVENUE	**$ 8,133,309**	**$ 3,620,945**	**$**	**$**
CAPITAL ASSETS	$ 8,795,015	$ 3,091,343	$	$
TOTAL EXPENDITURES/APPROPRIATIONS	**$ 8,795,015**	**$ 3,091,343**	**$**	**$**
NET COST	**$ (661,706)**	**$ 529,602**	**$**	**$**

State Controller Schedules County Budget Act January 2010	COUNTY OF KERN Detail of Financing Sources and Financing Uses Governmental Funds Fiscal Year 2012-13	Schedule 9

Budget Unit **3011-7TH STD ROAD WIDE-OP TRANS OUT**
Function **PUBLIC WAYS & FACILITIES**
Activity **PUBLIC WAYS**

Detail by Revenue Category and Expenditure Object	Actual 2010-11	Actual 2011-12	CAO Recommended 2012-13	Adopted by the Board of Supervisors 2012-13
1	2	3	4	5
MISCELLANEOUS	$ 5,100,859	$ 3,250,147	$	$
TOTAL REVENUE	**$ 5,100,859**	**$ 3,250,147**	**$**	**$**
OTHER FINANCING USES	$ 5,100,859	$ 3,250,147	$	$
TOTAL EXPENDITURES/APPROPRIATIONS	**$ 5,100,859**	**$ 3,250,147**	**$**	**$**
NET COST	**$**	**$**	**$**	**$**

State Controller Schedules County Budget Act January 2010	COUNTY OF KERN Detail of Financing Sources and Financing Uses Governmental Funds Fiscal Year 2012-13	Schedule 9

Budget Unit **3012-ARRA ROADS**
Function **PUBLIC WAYS & FACILITIES**
Activity **PUBLIC WAYS**

Detail by Revenue Category and Expenditure Object	Actual 2010-11	Actual 2011-12	CAO Recommended 2012-13	Adopted by the Board of Supervisors 2012-13
1	2	3	4	5
USE OF MONEY/PROPERTY	$ 2,793	$ 875	$	$
INTERGOVERNMENTAL	7,177,253	1,401,883		
TOTAL REVENUE	**$ 7,180,046**	**$ 1,402,758**	**$**	**$**
OTHER FINANCING USES	$ 7,180,047	$ 1,402,754	$	$
TOTAL EXPENDITURES/APPROPRIATIONS	**$ 7,180,047**	**$ 1,402,754**	**$**	**$**
NET COST	**$ (1)**	**$ 4**	**$**	**$**

State Controller Schedules County Budget Act January 2010	COUNTY OF KERN Detail of Financing Sources and Financing Uses Governmental Funds Fiscal Year 2012-13	Schedule 9

Budget Unit **3013 - HAGEMAN RD/BNSF SEPTN GRDE COP**
Function **PUBLIC WAYS & FACILITIES**
Activity **PUBLIC WAYS**

Detail by Revenue Category and Expenditure Object	Actual 2010-11	Actual 2011-12	CAO Recommended 2012-13	Adopted by the Board of Supervisors 2012-13
1	2	3	4	5
USE OF MONEY/PROPERTY	$ 26,453	$ 34,961	$	$
INTERGOVERNMENTAL	1,571,934	3,852,050		
MISCELLANEOUS	2,915			
OTHER FINANCING SOURCES	10,397,597	4,827,880		
TOTAL REVENUE	**$ 11,998,899**	**$ 8,714,891**	**$**	**$**
CAPITAL ASSETS	$ 14,612,535	$ 14,012,139	$	$
TOTAL EXPENDITURES/APPROPRIATIONS	**$ 14,612,535**	**$ 14,012,139**	**$**	**$**
NET COST	**$ (2,613,636)**	**$ (5,297,248)**	**$**	**$**

State Controller Schedules County Budget Act January 2010	COUNTY OF KERN Detail of Financing Sources and Financing Uses Governmental Funds Fiscal Year 2012-13	Schedule 9

Budget Unit **3014-HAGEMAN RD SOG-OP TRANS OUT**
Function **PUBLIC WAYS & FACILITIES**
Activity **PUBLIC WAYS**

Detail by Revenue Category and Expenditure Object	Actual 2010-11	Actual 2011-12	CAO Recommended 2012-13	Adopted by the Board of Supervisors 2012-13
1	2	3	4	5
MISCELLANEOUS	$ 10,397,597	$ 4,827,881	$	$
TOTAL REVENUE	**$ 10,397,597**	**$ 4,827,881**	**$**	**$**
OTHER FINANCING USES	$ 10,397,597	$ 4,827,881	$	$
TOTAL EXPENDITURES/APPROPRIATIONS	**$ 10,397,597**	**$ 4,827,881**	**$**	**$**
NET COST	**$**	**$**	**$**	**$**

State Controller Schedules County Budget Act January 2010	COUNTY OF KERN Detail of Financing Sources and Financing Uses Governmental Funds Fiscal Year 2012-13	Schedule 9

Budget Unit **3100-OILDALE REVITALIZATION**
Function **PUBLIC WAYS & FACILITIES**
Activity **PUBLIC WAYS**

Detail by Revenue Category and Expenditure Object	Actual 2010-11	Actual 2011-12	CAO Recommended 2012-13	Adopted by the Board of Supervisors 2012-13
1	2	3	4	5
MISCELLANEOUS	$	$ 8,420	$	$
TOTAL REVENUE	**$**	**$ 8,420**	**$**	**$**
TOTAL EXPENDITURES/APPROPRIATIONS	**$**	**$**	**$**	**$**
NET COST	**$**	**$ 8,420**	**$**	**$**

State Controller Schedules County Budget Act January 2010	COUNTY OF KERN Detail of Financing Sources and Financing Uses Governmental Funds Fiscal Year 2012-13	Schedule 9

Budget Unit **3201-CONTRIBUTION TO AIRPORT**
Function **PUBLIC WAYS & FACILITIES**
Activity **TRANSPORTATION TERMINALS**

Detail by Revenue Category and Expenditure Object	Actual 2010-11	Actual 2011-12	CAO Recommended 2012-13	Adopted by the Board of Supervisors 2012-13
1	2	3	4	5
TOTAL REVENUE	**$**	**$**	**$**	**$**
OTHER FINANCING USES	$	$ 191,750	$ 74,201	$ 74,201
TOTAL EXPENDITURES/APPROPRIATIONS	**$**	**$ 191,750**	**$ 74,201**	**$ 74,201**
NET COST	**$**	**$ (191,750)**	**$ (74,201)**	**$ (74,201)**

Function:

HEALTH & SANITATION

THIS PAGE INTENTIONALLY LEFT BLANK

State Controller Schedules County Budget Act January 2010	COUNTY OF KERN Detail of Financing Sources and Financing Uses Governmental Funds Fiscal Year 2012-13	Schedule 9

Budget Unit **4110-DEPARTMENT OF PUBLIC HEALTH**
Function **HEALTH & SANITATION**
Activity **HEALTH**

Detail by Revenue Category and Expenditure Object	Actual 2010-11	Actual 2011-12	CAO Recommended 2012-13	Adopted by the Board of Supervisors 2012-13
1	2	3	4	5
INTERGOVERNMENTAL	$ 18,038,730	$ 19,210,228	$ 19,816,633	$ 19,816,633
CHARGES FOR SERVICES	2,977,444	3,774,231	4,469,537	4,469,537
MISCELLANEOUS	238,504	180,432	187,443	187,443
OTHER FINANCING SOURCES	1,486,971	1,242,318	1,457,829	1,457,829
NON-REVENUE RECEIPTS	30,000			
TOTAL REVENUE	**$ 22,771,649**	**$ 24,407,209**	**$ 25,931,442**	**$ 25,931,442**
SALARIES & EMPLOYEE BENEFITS	$ 25,030,015	$ 24,581,610	$ 25,275,002	$ 26,065,002
SERVICES & SUPPLIES	3,696,462	3,301,495	4,081,608	4,081,608
OTHER CHARGES	1,037,471	1,763,025	1,724,746	1,724,746
CAPITAL ASSETS	32,065	276,927	58,500	58,500
EXPENDITURE TRANSFERS & REIMBS	(534,062)	(346,406)	(330,080)	(330,080)
TOTAL EXPENDITURES/APPROPRIATIONS	**$ 29,261,951**	**$ 29,576,651**	**$ 30,809,776**	**$ 31,599,776**
NET COST	**$ (6,490,302)**	**$ (5,169,442)**	**$ (4,878,334)**	**$ (5,668,334)**

State Controller Schedules County Budget Act January 2010	COUNTY OF KERN Detail of Financing Sources and Financing Uses Governmental Funds Fiscal Year 2012-13	Schedule 9

Budget Unit **4111-PUBLIC HEALTH MISCELLANEOUS TR**
Function **HEALTH & SANITATION**
Activity **HEALTH**

Detail by Revenue Category and Expenditure Object	Actual 2010-11	Actual 2011-12	CAO Recommended 2012-13	Adopted by the Board of Supervisors 2012-13
1	2	3	4	5
INTERGOVERNMENTAL	$ 6,000	$ 5,000	$ 6,600	$ 6,600
CHARGES FOR SERVICES	141,356	4,880	5,400	5,400
MISCELLANEOUS	820			
TOTAL REVENUE	**$ 148,176**	**$ 9,880**	**$ 12,000**	**$ 12,000**
OTHER FINANCING USES	$ 74,437	$ 71,397	$ 4,402	$ 4,402
TOTAL EXPENDITURES/APPROPRIATIONS	**$ 74,437**	**$ 71,397**	**$ 4,402**	**$ 4,402**
NET COST	**$ 73,739**	**$ (61,517)**	**$ 7,598**	**$ 7,598**

State Controller Schedules County Budget Act January 2010	COUNTY OF KERN Detail of Financing Sources and Financing Uses Governmental Funds Fiscal Year 2012-13	Schedule 9

Budget Unit **4112-HEALTH-FAX DEATH CERTIFICATES**
Function **HEALTH & SANITATION**
Activity **HEALTH**

Detail by Revenue Category and Expenditure Object	Actual 2010-11	Actual 2011-12	CAO Recommended 2012-13	Adopted by the Board of Supervisors 2012-13
1	2	3	4	5
USE OF MONEY/PROPERTY	$ 1,577	$	$	$
TOTAL REVENUE	**$ 1,577**	**$**	**$**	**$**
OTHER FINANCING USES	$ 1,578	$	$	$
TOTAL EXPENDITURES/APPROPRIATIONS	**$ 1,578**	**$**	**$**	**$**
NET COST	**$ (1)**	**$**	**$**	**$**

State Controller Schedules County Budget Act January 2010	COUNTY OF KERN Detail of Financing Sources and Financing Uses Governmental Funds Fiscal Year 2012-13	Schedule 9

Budget Unit **4113-ENVIRONMENT HEALTH**
Function **HEALTH & SANITATION**
Activity **HEALTH**

Detail by Revenue Category and Expenditure Object	Actual 2010-11	Actual 2011-12	CAO Recommended 2012-13	Adopted by the Board of Supervisors 2012-13
1	2	3	4	5
LICENSES AND PERMITS	$ 2,811,540	$ 2,676,913	$ 2,697,920	$ 2,697,920
FINES AND FORFEITURES	20,072	(3,187)	15,000	15,000
INTERGOVERNMENTAL	129,745	267,910	625,487	625,487
CHARGES FOR SERVICES	3,159,328	2,968,539	3,063,151	3,063,151
MISCELLANEOUS	7,530	75,877	12,116	12,116
OTHER FINANCING SOURCES	472,998	441,218	768,489	768,489
TOTAL REVENUE	**$ 6,601,213**	**$ 6,427,270**	**$ 7,182,163**	**$ 7,182,163**
SALARIES & EMPLOYEE BENEFITS	$ 5,442,505	$ 5,534,298	$ 6,241,286	$ 6,241,286
SERVICES & SUPPLIES	1,051,919	1,085,690	948,533	948,533
OTHER CHARGES			1,974	1,974
CAPITAL ASSETS	43,300	183,038		
EXPENDITURE TRANSFERS & REIMBS	(440)	(6,763)	(9,630)	(9,630)
TOTAL EXPENDITURES/APPROPRIATIONS	**$ 6,537,284**	**$ 6,796,263**	**$ 7,182,163**	**$ 7,182,163**
NET COST	**$ 63,929**	**$ (368,993)**	**$**	

State Controller Schedules County Budget Act January 2010	COUNTY OF KERN Detail of Financing Sources and Financing Uses Governmental Funds Fiscal Year 2012-13	Schedule 9

Budget Unit **4114-HEALTH-LOCAL OPTION TRUST**
Function **HEALTH & SANITATION**
Activity **HEALTH**

Detail by Revenue Category and Expenditure Object	Actual 2010-11	Actual 2011-12	CAO Recommended 2012-13	Adopted by the Board of Supervisors 2012-13
1	2	3	4	5
USE OF MONEY/PROPERTY	$ 333	$ 249	$ 178	$ 178
CHARGES FOR SERVICES			14,000	14,000
TOTAL REVENUE	**$ 333**	**$ 249**	**$ 14,178**	**$ 14,178**
OTHER FINANCING USES	$	$ 11,450	$ 30,000	$ 30,000
TOTAL EXPENDITURES/APPROPRIATIONS	**$**	**$ 11,450**	**$ 30,000**	**$ 30,000**
NET COST	**$ 333**	**$ (11,201)**	**$ (15,822)**	**$ (15,822)**

State Controller Schedules County Budget Act January 2010	COUNTY OF KERN Detail of Financing Sources and Financing Uses Governmental Funds Fiscal Year 2012-13	Schedule 9

Budget Unit **4115-HLTH-STATE L.U.S.T. PROG TRUST**
Function **HEALTH & SANITATION**
Activity **HEALTH**

Detail by Revenue Category and Expenditure Object	Actual 2010-11	Actual 2011-12	CAO Recommended 2012-13	Adopted by the Board of Supervisors 2012-13
1	2	3	4	5
CHARGES FOR SERVICES	$ 51,673	$ 11,690	$	$
TOTAL REVENUE	**$ 51,673**	**$ 11,690**	**$**	**$**
OTHER FINANCING USES	$	$	$ 170,826	$ 170,826
TOTAL EXPENDITURES/APPROPRIATIONS	**$**	**$**	**$ 170,826**	**$ 170,826**
NET COST	**$ 51,673**	**$ 11,690**	**$ (170,826)**	**$ (170,826)**

State Controller Schedules County Budget Act January 2010	COUNTY OF KERN Detail of Financing Sources and Financing Uses Governmental Funds Fiscal Year 2012-13	Schedule 9

Budget Unit **4116-RMA-HAZARDOUS WASTE SETTLEMNTS**
Function **HEALTH & SANITATION**
Activity **HEALTH**

Detail by Revenue Category and Expenditure Object	Actual 2010-11	Actual 2011-12	CAO Recommended 2012-13	Adopted by the Board of Supervisors 2012-13
1	2	3	4	5
FINES AND FORFEITURES	$ 80,889	$ 28,900	$ 20,000	$ 20,000
TOTAL REVENUE	**$ 80,889**	**$ 28,900**	**$ 20,000**	**$ 20,000**
OTHER FINANCING USES	$ 104,100	$ 14,974	$ 14,270	$ 14,270
TOTAL EXPENDITURES/APPROPRIATIONS	**$ 104,100**	**$ 14,974**	**$ 14,270**	**$ 14,270**
NET COST	**$ (23,211)**	**$ 13,926**	**$ 5,730**	**$ 5,730**

State Controller Schedules County Budget Act January 2010	COUNTY OF KERN Detail of Financing Sources and Financing Uses Governmental Funds Fiscal Year 2012-13	Schedule 9

Budget Unit **4117-SOLID WASTE ENFORCEMENT TRUST**
Function **HEALTH & SANITATION**
Activity **HEALTH**

Detail by Revenue Category and Expenditure Object	Actual 2010-11	Actual 2011-12	CAO Recommended 2012-13	Adopted by the Board of Supervisors 2012-13
1	2	3	4	5
INTERGOVERNMENTAL	$ 134,450	$ 144,260	$	$
CHARGES FOR SERVICES	136,638	15,333		
TOTAL REVENUE	**$ 271,088**	**$ 159,593**	**$**	**$**
OTHER FINANCING USES	$ 200,000	$ 207,034	$ 373,393	$ 373,393
TOTAL EXPENDITURES/APPROPRIATIONS	**$ 200,000**	**$ 207,034**	**$ 373,393**	**$ 373,393**
NET COST	**$ 71,088**	**$ (47,441)**	**$ (373,393)**	**$ (373,393)**

State Controller Schedules County Budget Act January 2010	COUNTY OF KERN Detail of Financing Sources and Financing Uses Governmental Funds Fiscal Year 2012-13	Schedule 9

Budget Unit **4118-VITAL & HEALTH STAT-CO. CLERK**
Function **HEALTH & SANITATION**
Activity **HEALTH**

Detail by Revenue Category and Expenditure Object	Actual 2010-11	Actual 2011-12	CAO Recommended 2012-13	Adopted by the Board of Supervisors 2012-13
1	2	3	4	5
CHARGES FOR SERVICES	$ 1,803	$ 1,686	$ 1,400	$ 1,400
TOTAL REVENUE	**$ 1,803**	**$ 1,686**	**$ 1,400**	**$ 1,400**
OTHER FINANCING USES	$ 1,200	$ 1,200	$ 2,242	$ 2,242
TOTAL EXPENDITURES/APPROPRIATIONS	**$ 1,200**	**$ 1,200**	**$ 2,242**	**$ 2,242**
NET COST	**$ 603**	**$ 486**	**$ (842)**	**$ (842)**

State Controller Schedules County Budget Act January 2010	COUNTY OF KERN Detail of Financing Sources and Financing Uses Governmental Funds Fiscal Year 2012-13	Schedule 9

Budget Unit **4119-VITAL & HEALTH STAT-RECORDER**
Function **HEALTH & SANITATION**
Activity **HEALTH**

Detail by Revenue Category and Expenditure Object	Actual 2010-11	Actual 2011-12	CAO Recommended 2012-13	Adopted by the Board of Supervisors 2012-13
1	2	3	4	5
CHARGES FOR SERVICES	$ 86,414	$ 79,135	$ 76,307	$ 76,307
TOTAL REVENUE	**$ 86,414**	**$ 79,135**	**$ 76,307**	**$ 76,307**
OTHER FINANCING USES	$ 126,408	$ 63,445	$ 57,500	$ 57,500
TOTAL EXPENDITURES/APPROPRIATIONS	**$ 126,408**	**$ 63,445**	**$ 57,500**	**$ 57,500**
NET COST	**$ (39,994)**	**$ 15,690**	**$ 18,807**	**$ 18,807**

State Controller Schedules County Budget Act January 2010	COUNTY OF KERN Detail of Financing Sources and Financing Uses Governmental Funds Fiscal Year 2012-13	Schedule 9

Budget Unit **4120-MENTAL HEALTH**
Function **HEALTH & SANITATION**
Activity **HEALTH**

Detail by Revenue Category and Expenditure Object	Actual 2010-11	Actual 2011-12	CAO Recommended 2012-13	Adopted by the Board of Supervisors 2012-13
1	2	3	4	5
USE OF MONEY/PROPERTY	$ 91,304	$ 149,773	$ 112,001	$ 112,001
INTERGOVERNMENTAL	22,847,374	18,367,401	3,091,955	3,091,955
CHARGES FOR SERVICES	24,375,191	28,457,121	26,763,365	26,763,365
MISCELLANEOUS	242,392	929,406	980,235	980,235
OTHER FINANCING SOURCES	41,377,580	47,779,149	72,150,607	72,150,607
TOTAL REVENUE	**$ 88,933,841**	**$ 95,682,850**	**$ 103,098,163**	**$ 103,098,163**
SALARIES & EMPLOYEE BENEFITS	$ 41,775,187	$ 43,859,193	$ 49,474,994	$ 49,474,994
SERVICES & SUPPLIES	34,365,878	37,012,565	42,761,071	42,761,071
OTHER CHARGES	11,211,386	12,730,682	11,776,658	11,776,658
CAPITAL ASSETS	6,724	18,200	45,313	45,313
OTHER FINANCING USES		1,472,583	2,242,470	2,242,470
TOTAL EXPENDITURES/APPROPRIATIONS	**$ 87,359,175**	**$ 95,093,223**	**$ 106,300,506**	**$ 106,300,506**
NET COST	**$ 1,574,666**	**$ 589,627**	**$ (3,202,343)**	**$ (3,202,343)**

State Controller Schedules County Budget Act January 2010	COUNTY OF KERN Detail of Financing Sources and Financing Uses Governmental Funds Fiscal Year 2012-13	Schedule 9

Budget Unit **4121-APPROP FOR CONT-MENTAL HEALTH**
Function **HEALTH & SANITATION**
Activity **HEALTH**

Detail by Revenue Category and Expenditure Object	Actual 2010-11	Actual 2011-12	CAO Recommended 2012-13	Adopted by the Board of Supervisors 2012-13
1	2	3	4	5
TOTAL REVENUE	**$**	**$**	**$**	**$**
APPROPRIATION FR CONTINGENCIES	$	$	$ 6,458,319	$ 6,458,319
TOTAL EXPENDITURES/APPROPRIATIONS	**$**	**$**	**$ 6,458,319**	**$ 6,458,319**
NET COST	**$**	**$**	**$ (6,458,319)**	**$ (6,458,319)**

State Controller Schedules County Budget Act January 2010	COUNTY OF KERN Detail of Financing Sources and Financing Uses Governmental Funds Fiscal Year 2012-13	Schedule 9

Budget Unit **4123-M.H.-SUBSTANCE ABUSE PROGRAM**
Function **HEALTH & SANITATION**
Activity **HEALTH**

Detail by Revenue Category and Expenditure Object	Actual 2010-11	Actual 2011-12	CAO Recommended 2012-13	Adopted by the Board of Supervisors 2012-13
1	2	3	4	5
INTERGOVERNMENTAL	$ 6,494,657	$ 4,663,057	$ 4,812,079	$ 4,812,079
CHARGES FOR SERVICES	3,422,174	4,155,883	4,343,884	4,343,884
MISCELLANEOUS	5,446		125,000	125,000
OTHER FINANCING SOURCES	609,830	4,480,128	6,061,012	6,061,012
TOTAL REVENUE	**$ 10,532,107**	**$ 13,299,068**	**$ 15,341,975**	**$ 15,341,975**
SALARIES & EMPLOYEE BENEFITS	$ 3,956,698	$ 3,785,946	$ 4,036,047	$ 4,036,047
SERVICES & SUPPLIES	6,720,886	7,929,015	10,940,463	10,940,463
OTHER CHARGES	197,159	252,168	381,022	381,022
TOTAL EXPENDITURES/APPROPRIATIONS	**$ 10,874,743**	**$ 11,967,129**	**$ 15,357,532**	**$ 15,357,532**
NET COST	**$ (342,636)**	**$ 1,331,939**	**$ (15,557)**	**$ (15,557)**

State Controller Schedules County Budget Act January 2010	COUNTY OF KERN Detail of Financing Sources and Financing Uses Governmental Funds Fiscal Year 2012-13	Schedule 9

Budget Unit **4124-ALCOHOLISM PROGRAM**
Function **HEALTH & SANITATION**
Activity **HEALTH**

Detail by Revenue Category and Expenditure Object	Actual 2010-11	Actual 2011-12	CAO Recommended 2012-13	Adopted by the Board of Supervisors 2012-13
1	2	3	4	5
FINES AND FORFEITURES	$ 120,939	$ 117,935	$ 103,455	$ 103,455
USE OF MONEY/PROPERTY	1,897	832	997	997
TOTAL REVENUE	**$ 122,836**	**$ 118,767**	**$ 104,452**	**$ 104,452**
OTHER FINANCING USES	$ 191,800	$ 191,800	$ 169,706	$ 169,706
TOTAL EXPENDITURES/APPROPRIATIONS	**$ 191,800**	**$ 191,800**	**$ 169,706**	**$ 169,706**
NET COST	**$ (68,964)**	**$ (73,033)**	**$ (65,254)**	**$ (65,254)**

State Controller Schedules County Budget Act January 2010	COUNTY OF KERN Detail of Financing Sources and Financing Uses Governmental Funds Fiscal Year 2012-13	Schedule 9

Budget Unit **4125-ALCOHOL ABUSE EDUCATION/PREV**
Function **HEALTH & SANITATION**
Activity **HEALTH**

Detail by Revenue Category and Expenditure Object	Actual 2010-11	Actual 2011-12	CAO Recommended 2012-13	Adopted by the Board of Supervisors 2012-13
1	2	3	4	5
FINES AND FORFEITURES	$ 105,183	$ 102,203	$ 89,638	$ 89,638
USE OF MONEY/PROPERTY	296	454	544	544
TOTAL REVENUE	**$ 105,479**	**$ 102,657**	**$ 90,182**	**$ 90,182**
OTHER FINANCING USES	$ 78,000	$ 78,000	$ 100,094	$ 100,094
TOTAL EXPENDITURES/APPROPRIATIONS	**$ 78,000**	**$ 78,000**	**$ 100,094**	**$ 100,094**
NET COST	**$ 27,479**	**$ 24,657**	**$ (9,912)**	**$ (9,912)**

State Controller Schedules County Budget Act January 2010	COUNTY OF KERN Detail of Financing Sources and Financing Uses Governmental Funds Fiscal Year 2012-13	Schedule 9

Budget Unit **4126-DRUG PROGRAM**
Function **HEALTH & SANITATION**
Activity **HEALTH**

Detail by Revenue Category and Expenditure Object	Actual 2010-11	Actual 2011-12	CAO Recommended 2012-13	Adopted by the Board of Supervisors 2012-13
1	2	3	4	5
FINES AND FORFEITURES	$ 22,833	$ 27,237	$ 26,248	$ 26,248
USE OF MONEY/PROPERTY	3,425	2,649	3,180	3,180
TOTAL REVENUE	**$ 26,258**	**$ 29,886**	**$ 29,428**	**$ 29,428**
OTHER FINANCING USES	$ 22,000	$ 22,000	$ 22,000	$ 22,000
TOTAL EXPENDITURES/APPROPRIATIONS	**$ 22,000**	**$ 22,000**	**$ 22,000**	**$ 22,000**
NET COST	**$ 4,258**	**$ 7,886**	**$ 7,428**	**$ 7,428**

State Controller Schedules County Budget Act January 2010	COUNTY OF KERN Detail of Financing Sources and Financing Uses Governmental Funds Fiscal Year 2012-13	Schedule 9

Budget Unit **4127-CONTRIBUTION FOR MENTAL HEALTH**
Function **HEALTH & SANITATION**
Activity **HEALTH**

Detail by Revenue Category and Expenditure Object	Actual 2010-11	Actual 2011-12	CAO Recommended 2012-13	Adopted by the Board of Supervisors 2012-13
1	2	3	4	5
INTERGOVERNMENTAL	$ 20,500,000	$ 519,753	$	$
TOTAL REVENUE	**$ 20,500,000**	**$ 519,753**	**$**	**$**
OTHER FINANCING USES	$ 21,589,147	$ 1,608,900	$ 1,089,147	$ 1,089,147
TOTAL EXPENDITURES/APPROPRIATIONS	**$ 21,589,147**	**$ 1,608,900**	**$ 1,089,147**	**$ 1,089,147**
NET COST	**$ (1,089,147)**	**$ (1,089,147)**	**$ (1,089,147)**	**$ (1,089,147)**

State Controller Schedules County Budget Act January 2010	COUNTY OF KERN Detail of Financing Sources and Financing Uses Governmental Funds Fiscal Year 2012-13	Schedule 9

Budget Unit **4129-KCIRT TRUST FUND**
Function **HEALTH & SANITATION**
Activity **HEALTH**

Detail by Revenue Category and Expenditure Object	Actual 2010-11	Actual 2011-12	CAO Recommended 2012-13	Adopted by the Board of Supervisors 2012-13
1	2	3	4	5
USE OF MONEY/PROPERTY	$ 22	$ 9	$ 29	$ 29
TOTAL REVENUE	**$ 22**	**$ 9**	**$ 29**	**$ 29**
OTHER FINANCING USES	$ 2,000	$	$ 1,200	$ 1,200
TOTAL EXPENDITURES/APPROPRIATIONS	**$ 2,000**	**$**	**$ 1,200**	**$ 1,200**
NET COST	**$ (1,978)**	**$ 9**	**$ (1,171)**	**$ (1,171)**

State Controller Schedules County Budget Act January 2010	COUNTY OF KERN Detail of Financing Sources and Financing Uses Governmental Funds Fiscal Year 2012-13	Schedule 9

Budget Unit **4130-MENTAL HEALTH SERVICES ACT**
Function **HEALTH & SANITATION**
Activity **HEALTH**

Detail by Revenue Category and Expenditure Object	Actual 2010-11	Actual 2011-12	CAO Recommended 2012-13	Adopted by the Board of Supervisors 2012-13
1	2	3	4	5
USE OF MONEY/PROPERTY	$ 193,047	$ 267,407	$ 200,000	$ 200,000
INTERGOVERNMENTAL	41,500,962	12,552,140	25,966,073	25,966,073
TOTAL REVENUE	**$ 41,694,009**	**$ 12,819,547**	**$ 26,166,073**	**$ 26,166,073**
OTHER FINANCING USES	$ 20,074,555	$ 23,904,833	$ 32,231,725	$ 32,231,725
TOTAL EXPENDITURES/APPROPRIATIONS	**$ 20,074,555**	**$ 23,904,833**	**$ 32,231,725**	**$ 32,231,725**
NET COST	**$ 21,619,454**	**$ (11,085,286)**	**$ (6,065,652)**	**$ (6,065,652)**

State Controller Schedules County Budget Act January 2010	COUNTY OF KERN Detail of Financing Sources and Financing Uses Governmental Funds Fiscal Year 2012-13	Schedule 9

Budget Unit **4131-MHSA PRUDENT RESERVE**
Function **HEALTH & SANITATION**
Activity **HEALTH**

Detail by Revenue Category and Expenditure Object	Actual 2010-11	Actual 2011-12	CAO Recommended 2012-13	Adopted by the Board of Supervisors 2012-13
1	2	3	4	5
USE OF MONEY/PROPERTY	$ 84,948	$ 73,530	$	$
OTHER FINANCING SOURCES			3,889,772	3,889,772
TOTAL REVENUE	**$ 84,948**	**$ 73,530**	**$ 3,889,772**	**$ 3,889,772**
OTHER FINANCING USES	$	$ 500,000	$	$
TOTAL EXPENDITURES/APPROPRIATIONS	**$**	**$ 500,000**	**$**	**$**
NET COST	**$ 84,948**	**$ (426,470)**	**$ 3,889,772**	**$ 3,889,772**

State Controller Schedules County Budget Act January 2010	COUNTY OF KERN Detail of Financing Sources and Financing Uses Governmental Funds Fiscal Year 2012-13	Schedule 9

Budget Unit **4132-H1N1 PUB HLTH EMERG RESPONSE**
Function **HEALTH & SANITATION**
Activity **HEALTH**

Detail by Revenue Category and Expenditure Object	Actual 2010-11	Actual 2011-12	CAO Recommended 2012-13	Adopted by the Board of Supervisors 2012-13
1	2	3	4	5
USE OF MONEY/PROPERTY	$ 2,006	$ 432	$	$
INTERGOVERNMENTAL	258,070			
TOTAL REVENUE	**$ 260,076**	**$ 432**	**$**	**$**
OTHER FINANCING USES	$ 257,179	$ 3,329	$	$
TOTAL EXPENDITURES/APPROPRIATIONS	**$ 257,179**	**$ 3,329**	**$**	**$**
NET COST	**$ 2,897**	**$ (2,897)**	**$**	**$**

State Controller Schedules County Budget Act January 2010	COUNTY OF KERN Detail of Financing Sources and Financing Uses Governmental Funds Fiscal Year 2012-13	Schedule 9

Budget Unit **4133-SOLID WASTE LEA GRANT**
Function **HEALTH & SANITATION**
Activity **HEALTH**

Detail by Revenue Category and Expenditure Object	Actual 2010-11	Actual 2011-12	CAO Recommended 2012-13	Adopted by the Board of Supervisors 2012-13
1	2	3	4	5
USE OF MONEY/PROPERTY	$ 29	$ 216	$ 147	$ 147
INTERGOVERNMENTAL	29,756	30,276	30,000	30,000
TOTAL REVENUE	**$ 29,785**	**$ 30,492**	**$ 30,147**	**$ 30,147**
OTHER FINANCING USES	$	$ 29,896	$ 30,000	$ 30,000
TOTAL EXPENDITURES/APPROPRIATIONS	**$**	**$ 29,896**	**$ 30,000**	**$ 30,000**
NET COST	**$ 29,785**	**$ 596**	**$ 147**	**$ 147**

State Controller Schedules County Budget Act January 2010	COUNTY OF KERN Detail of Financing Sources and Financing Uses Governmental Funds Fiscal Year 2012-13	Schedule 9

Budget Unit **4136-HEALTH-MAA/TCM TRUST**
Function **HEALTH & SANITATION**
Activity **HEALTH**

Detail by Revenue Category and Expenditure Object	Actual 2010-11	Actual 2011-12	CAO Recommended 2012-13	Adopted by the Board of Supervisors 2012-13
1	2	3	4	5
USE OF MONEY/PROPERTY	$ 97	$ 308	$ 300	$ 300
INTERGOVERNMENTAL	111,219	68,518	100,000	100,000
TOTAL REVENUE	**$ 111,316**	**$ 68,826**	**$ 100,300**	**$ 100,300**
OTHER FINANCING USES	$ 42,336	$ 69,175	$ 100,000	$ 100,000
TOTAL EXPENDITURES/APPROPRIATIONS	**$ 42,336**	**$ 69,175**	**$ 100,000**	**$ 100,000**
NET COST	**$ 68,980**	**$ (349)**	**$ 300**	**$ 300**

State Controller Schedules County Budget Act January 2010	COUNTY OF KERN Detail of Financing Sources and Financing Uses Governmental Funds Fiscal Year 2012-13	Schedule 9

Budget Unit **4137-CHILD RESTRAINT LOANER PRG**
Function **HEALTH & SANITATION**
Activity **HEALTH**

Detail by Revenue Category and Expenditure Object	Actual 2010-11	Actual 2011-12	CAO Recommended 2012-13	Adopted by the Board of Supervisors 2012-13
1	2	3	4	5
CHARGES FOR SERVICES	$ 122,736	$ 51,876	$ 41,670	$ 41,670
TOTAL REVENUE	**$ 122,736**	**$ 51,876**	**$ 41,670**	**$ 41,670**
SERVICES & SUPPLIES	$	$	$ 75,000	$ 75,000
OTHER FINANCING USES	6,887	4,940	33,845	33,845
TOTAL EXPENDITURES/APPROPRIATIONS	**$ 6,887**	**$ 4,940**	**$ 108,845**	**$ 108,845**
NET COST	**$ 115,849**	**$ 46,936**	**$ (67,175)**	**$ (67,175)**

State Controller Schedules County Budget Act January 2010	COUNTY OF KERN Detail of Financing Sources and Financing Uses Governmental Funds Fiscal Year 2012-13	Schedule 9

Budget Unit **4138-HEALTH-NNFP TRUST**
Function **HEALTH & SANITATION**
Activity **HEALTH**

Detail by Revenue Category and Expenditure Object	Actual 2010-11	Actual 2011-12	CAO Recommended 2012-13	Adopted by the Board of Supervisors 2012-13
1	2	3	4	5
USE OF MONEY/PROPERTY	$ 8,246	$ 762	$ 150	$ 150
CHARGES FOR SERVICES	200,000			
TOTAL REVENUE	**$ 208,246**	**$ 762**	**$ 150**	**$ 150**
OTHER FINANCING USES	$ 106,898	$ 100,000	$ 2,260	$ 2,260
TOTAL EXPENDITURES/APPROPRIATIONS	**$ 106,898**	**$ 100,000**	**$ 2,260**	**$ 2,260**
NET COST	**$ 101,348**	**$ (99,238)**	**$ (2,110)**	**$ (2,110)**

State Controller Schedules County Budget Act January 2010	COUNTY OF KERN Detail of Financing Sources and Financing Uses Governmental Funds Fiscal Year 2012-13	Schedule 9

Budget Unit **4139-HEALTH-BIO TERRORISM GRANT**
Function **HEALTH & SANITATION**
Activity **HEALTH**

Detail by Revenue Category and Expenditure Object	Actual 2010-11	Actual 2011-12	CAO Recommended 2012-13	Adopted by the Board of Supervisors 2012-13
1	2	3	4	5
USE OF MONEY/PROPERTY	$ 19,529	$ 3,648	$ 2,500	$ 2,500
INTERGOVERNMENTAL	1,211,939	558,926	770,211	770,211
TOTAL REVENUE	**$ 1,231,468**	**$ 562,574**	**$ 772,711**	**$ 772,711**
OTHER FINANCING USES	$ 911,512	$ 685,749	$ 865,014	$ 865,014
TOTAL EXPENDITURES/APPROPRIATIONS	**$ 911,512**	**$ 685,749**	**$ 865,014**	**$ 865,014**
NET COST	**$ 319,956**	**$ (123,175)**	**$ (92,303)**	**$ (92,303)**

State Controller Schedules County Budget Act January 2010	COUNTY OF KERN Detail of Financing Sources and Financing Uses Governmental Funds Fiscal Year 2012-13	Schedule 9

Budget Unit **4140-TOBACCO EDUCATION CONTROL PROG**
Function **HEALTH & SANITATION**
Activity **HEALTH**

Detail by Revenue Category and Expenditure Object	Actual 2010-11	Actual 2011-12	CAO Recommended 2012-13	Adopted by the Board of Supervisors 2012-13
1	2	3	4	5
USE OF MONEY/PROPERTY	$ 1,958	$ 866	$ 605	$ 605
INTERGOVERNMENTAL	226,583	165,018	150,000	150,000
TOTAL REVENUE	**$ 228,541**	**$ 165,884**	**$ 150,605**	**$ 150,605**
OTHER FINANCING USES	$ 195,540	$ 177,864	$ 150,000	$ 150,000
TOTAL EXPENDITURES/APPROPRIATIONS	**$ 195,540**	**$ 177,864**	**$ 150,000**	**$ 150,000**
NET COST	**$ 33,001**	**$ (11,980)**	**$ 605**	**$ 605**

State Controller Schedules County Budget Act January 2010	COUNTY OF KERN Detail of Financing Sources and Financing Uses Governmental Funds Fiscal Year 2012-13	Schedule 9

Budget Unit **4141-VITAL & HEALTH STAT-HEALTH DPT**
Function **HEALTH & SANITATION**
Activity **HEALTH**

Detail by Revenue Category and Expenditure Object	Actual 2010-11	Actual 2011-12	CAO Recommended 2012-13	Adopted by the Board of Supervisors 2012-13
1	2	3	4	5
MISCELLANEOUS	$ 134,889	$ 53,742	$ 58,202	$ 58,202
NON-REVENUE RECEIPTS	(2)			
TOTAL REVENUE	**$ 134,887**	**$ 53,742**	**$ 58,202**	**$ 58,202**
OTHER FINANCING USES	$ 59,500	$ 46,053	$ 58,202	$ 58,202
TOTAL EXPENDITURES/APPROPRIATIONS	**$ 59,500**	**$ 46,053**	**$ 58,202**	**$ 58,202**
NET COST	**$ 75,387**	**$ 7,689**	**$**	

State Controller Schedules County Budget Act January 2010	COUNTY OF KERN Detail of Financing Sources and Financing Uses Governmental Funds Fiscal Year 2012-13	Schedule 9

Budget Unit **4142 - CO LOCAL REV 2011 MH**
Function **HEALTH & SANITATION**
Activity **HEALTH**

Detail by Revenue Category and Expenditure Object	Actual 2010-11	Actual 2011-12	CAO Recommended 2012-13	Adopted by the Board of Supervisors 2012-13
1	2	3	4	5
INTERGOVERNMENTAL	$	$ 22,500,124	$ 43,547,365	$ 43,547,365
OTHER FINANCING SOURCES		1,472,583	2,242,470	2,242,470
TOTAL REVENUE	**$**	**$ 23,972,707**	**$ 45,789,835**	**$ 45,789,835**
OTHER CHARGES	$	$	$ 2,242,470	$ 2,242,470
OTHER FINANCING USES		24,432,226	44,881,757	44,881,757
TOTAL EXPENDITURES/APPROPRIATIONS	**$**	**$ 24,432,226**	**$ 47,124,227**	**$ 47,124,227**
NET COST	**$**	**$ (459,519)**	**$ (1,334,392)**	**$ (1,334,392)**

State Controller Schedules County Budget Act January 2010	COUNTY OF KERN Detail of Financing Sources and Financing Uses Governmental Funds Fiscal Year 2012-13	Schedule 9

Budget Unit **4200-EMERGENCY MEDICAL SERVICES**
Function **HEALTH & SANITATION**
Activity **HOSPITAL CARE**

Detail by Revenue Category and Expenditure Object	Actual 2010-11	Actual 2011-12	CAO Recommended 2012-13	Adopted by the Board of Supervisors 2012-13
1	2	3	4	5
LICENSES AND PERMITS	$ 143,048	$ 139,361	$ 144,673	$ 144,673
INTERGOVERNMENTAL	363,363	213,734	126,490	126,490
CHARGES FOR SERVICES	169,600	134,000	134,004	134,004
MISCELLANEOUS	470	446	560	560
OTHER FINANCING SOURCES	360,251	406,604	432,800	432,800
TOTAL REVENUE	**$ 1,036,732**	**$ 894,145**	**$ 838,527**	**$ 838,527**
SALARIES & EMPLOYEE BENEFITS	$ 801,434	$ 745,777	$ 884,653	$ 884,653
SERVICES & SUPPLIES	289,698	184,044	165,246	165,246
OTHER FINANCING USES			275,175	275,175
EXPENDITURE TRANSFERS & REIMBS		(88,699)	(146,284)	(146,284)
TOTAL EXPENDITURES/APPROPRIATIONS	**$ 1,091,132**	**$ 841,122**	**$ 1,178,790**	**$ 1,178,790**
NET COST	**$ (54,400)**	**$ 53,023**	**$ (340,263)**	**$ (340,263)**

State Controller Schedules County Budget Act January 2010	COUNTY OF KERN Detail of Financing Sources and Financing Uses Governmental Funds Fiscal Year 2012-13	Schedule 9

Budget Unit **4201-EMERGENCY MEDICAL PAYMENTS**
Function **HEALTH & SANITATION**
Activity **HOSPITAL CARE**

Detail by Revenue Category and Expenditure Object	Actual 2010-11	Actual 2011-12	CAO Recommended 2012-13	Adopted by the Board of Supervisors 2012-13
1	2	3	4	5
FINES AND FORFEITURES	$ 2,093,862	$ 1,894,959	$ 1,540,000	$ 1,540,000
USE OF MONEY/PROPERTY	6,288	6,501	11,000	11,000
INTERGOVERNMENTAL	415			
MISCELLANEOUS	1,092			
NON-REVENUE RECEIPTS	29			
TOTAL REVENUE	**$ 2,101,686**	**$ 1,901,460**	**$ 1,551,000**	**$ 1,551,000**
SERVICES & SUPPLIES	$ 1,152,016	$ 1,668,924	$ 1,158,597	$ 1,158,597
OTHER FINANCING USES	392,403	436,618	453,888	453,888
TOTAL EXPENDITURES/APPROPRIATIONS	**$ 1,544,419**	**$ 2,105,542**	**$ 1,612,485**	**$ 1,612,485**
NET COST	**$ 557,267**	**$ (204,082)**	**$ (61,485)**	**$ (61,485)**

State Controller Schedules County Budget Act January 2010	COUNTY OF KERN Detail of Financing Sources and Financing Uses Governmental Funds Fiscal Year 2012-13	Schedule 9

Budget Unit **4202-KMC ENTERPRISE FUND-CO CONTRI**
Function **HEALTH & SANITATION**
Activity **HOSPITAL CARE**

Detail by Revenue Category and Expenditure Object	Actual 2010-11	Actual 2011-12	CAO Recommended 2012-13	Adopted by the Board of Supervisors 2012-13
1	2	3	4	5
INTERGOVERNMENTAL	$ 14,383,490	$ 17,623,893	$ 16,223,780	$ 16,223,780
CHARGES FOR SERVICES	710,767			
TOTAL REVENUE	**$ 15,094,257**	**$ 17,623,893**	**$ 16,223,780**	**$ 16,223,780**
OTHER FINANCING USES	$ 34,820,490	$ 36,903,892	$ 37,503,780	$ 37,503,780
TOTAL EXPENDITURES/APPROPRIATIONS	**$ 34,820,490**	**$ 36,903,892**	**$ 37,503,780**	**$ 37,503,780**
NET COST	**$ (19,726,233)**	**$ (19,279,999)**	**$ (21,280,000)**	**$ (21,280,000)**

State Controller Schedules County Budget Act January 2010	COUNTY OF KERN Detail of Financing Sources and Financing Uses Governmental Funds Fiscal Year 2012-13	Schedule 9

Budget Unit **4203-AMBULANCE SERVICE PAYMENTS**
Function **HEALTH & SANITATION**
Activity **HOSPITAL CARE**

Detail by Revenue Category and Expenditure Object	Actual 2010-11	Actual 2011-12	CAO Recommended 2012-13	Adopted by the Board of Supervisors 2012-13
1	2	3	4	5
OTHER FINANCING SOURCES	$ 34,538	$ 32,857	$ 23,788	$ 23,788
TOTAL REVENUE	**$ 34,538**	**$ 32,857**	**$ 23,788**	**$ 23,788**
SERVICES & SUPPLIES	$	$ 32,857	$ 23,788	$ 23,788
OTHER FINANCING USES	34,538			
TOTAL EXPENDITURES/APPROPRIATIONS	**$ 34,538**	**$ 32,857**	**$ 23,788**	**$ 23,788**
NET COST	**$**	**$**	**$**	**$**

State Controller Schedules County Budget Act January 2010	COUNTY OF KERN Detail of Financing Sources and Financing Uses Governmental Funds Fiscal Year 2012-13	Schedule 9

Budget Unit **4204-HOSPT PREPAREDNESS PRGM GRANT**
Function **HEALTH & SANITATION**
Activity **HEALTH**

Detail by Revenue Category and Expenditure Object	Actual 2010-11	Actual 2011-12	CAO Recommended 2012-13	Adopted by the Board of Supervisors 2012-13
1	2	3	4	5
USE OF MONEY/PROPERTY	$ 386	$ 207	$ 150	$ 150
INTERGOVERNMENTAL	(14,934)	292,469	393,956	393,956
TOTAL REVENUE	**$ (14,548)**	**$ 292,676**	**$ 394,106**	**$ 394,106**
OTHER FINANCING USES	$	$ 292,469	$ 394,106	$ 394,106
TOTAL EXPENDITURES/APPROPRIATIONS	**$**	**$ 292,469**	**$ 394,106**	**$ 394,106**
NET COST	**$ (14,548)**	**$ 207**	**$**	

State Controller Schedules County Budget Act January 2010	COUNTY OF KERN Detail of Financing Sources and Financing Uses Governmental Funds Fiscal Year 2012-13	Schedule 9

Budget Unit **4205-EMS WEEK - DONATIONS TRUST**
Function **HEALTH & SANITATION**
Activity **HOSPITAL CARE**

Detail by Revenue Category and Expenditure Object	Actual 2010-11	Actual 2011-12	CAO Recommended 2012-13	Adopted by the Board of Supervisors 2012-13
1	2	3	4	5
USE OF MONEY/PROPERTY	$ 255	$ 195	$ 200	$ 200
TOTAL REVENUE	**$ 255**	**$ 195**	**$ 200**	**$ 200**
OTHER FINANCING USES	$ 126	$ 500	$ 500	$ 500
TOTAL EXPENDITURES/APPROPRIATIONS	**$ 126**	**$ 500**	**$ 500**	**$ 500**
NET COST	**$ 129**	**$ (305)**	**$ (300)**	**$ (300)**

State Controller Schedules County Budget Act January 2010	COUNTY OF KERN Detail of Financing Sources and Financing Uses Governmental Funds Fiscal Year 2012-13	Schedule 9

Budget Unit **4300-CALIFORNIA CHILDREN SERVICES**
Function **HEALTH & SANITATION**
Activity **CALIFORNIA CHILDREN SERVICES**

Detail by Revenue Category and Expenditure Object	Actual 2010-11	Actual 2011-12	CAO Recommended 2012-13	Adopted by the Board of Supervisors 2012-13
1	2	3	4	5
INTERGOVERNMENTAL	$ 5,990,347	$ 6,395,140	$ 7,620,928	$ 7,620,928
CHARGES FOR SERVICES	129,965	142,212	123,918	123,918
MISCELLANEOUS	91,395	34,114	25,000	25,000
TOTAL REVENUE	**$ 6,211,707**	**$ 6,571,466**	**$ 7,769,846**	**$ 7,769,846**
SALARIES & EMPLOYEE BENEFITS	$ 5,306,054	$ 5,367,323	$ 6,628,182	$ 6,628,182
SERVICES & SUPPLIES	2,038,359	1,804,713	1,880,471	1,880,471
OTHER CHARGES	4,615	5,339	121	121
EXPENDITURE TRANSFERS & REIMBS		(3,202)		
TOTAL EXPENDITURES/APPROPRIATIONS	**$ 7,349,028**	**$ 7,174,173**	**$ 8,508,774**	**$ 8,508,774**
NET COST	**$ (1,137,321)**	**$ (602,707)**	**$ (738,928)**	**$ (738,928)**

Function:

PUBLIC ASSISTANCE

THIS PAGE INTENTIONALLY LEFT BLANK

State Controller Schedules County Budget Act January 2010	COUNTY OF KERN Detail of Financing Sources and Financing Uses Governmental Funds Fiscal Year 2012-13	Schedule 9

Budget Unit **5120-DEPT HUMAN SERVICES-ADM**
Function **PUBLIC ASSISTANCE**
Activity **ADMINISTRATION**

Detail by Revenue Category and Expenditure Object	Actual 2010-11	Actual 2011-12	CAO Recommended 2012-13	Adopted by the Board of Supervisors 2012-13
1	2	3	4	5
USE OF MONEY/PROPERTY	$ 135,952	$ 94,873	$ 135,936	$ 135,936
INTERGOVERNMENTAL	129,627,641	125,014,951	137,061,468	137,061,468
CHARGES FOR SERVICES	195,434	207,373	129,703	129,703
MISCELLANEOUS	149,500	51,592	52,624	52,624
OTHER FINANCING SOURCES	17,782,673	32,886,166	23,987,356	23,987,356
TOTAL REVENUE	**$ 147,891,200**	**$ 158,254,955**	**$ 161,367,087**	**$ 161,367,087**
SALARIES & EMPLOYEE BENEFITS	$ 110,722,625	$ 108,934,140	$ 125,904,234	$ 125,904,234
SERVICES & SUPPLIES	41,409,892	28,678,050	38,134,667	38,134,667
OTHER CHARGES	2,411,885	9,941,006	12,656,153	12,656,153
CAPITAL ASSETS		127,597	281,000	281,000
TOTAL EXPENDITURES/APPROPRIATIONS	**$ 154,544,402**	**$ 147,680,793**	**$ 176,976,054**	**$ 176,976,054**
NET COST	**$ (6,653,202)**	**$ 10,574,162**	**$ (15,608,967)**	**$ (15,608,967)**

State Controller Schedules County Budget Act January 2010	COUNTY OF KERN Detail of Financing Sources and Financing Uses Governmental Funds Fiscal Year 2012-13	Schedule 9

Budget Unit **5121-CONTRIBUTION FOR HUMAN SERVICES**
Function **PUBLIC ASSISTANCE**
Activity **ADMINISTRATION**

Detail by Revenue Category and Expenditure Object	Actual 2010-11	Actual 2011-12	CAO Recommended 2012-13	Adopted by the Board of Supervisors 2012-13
1	2	3	4	5
INTERGOVERNMENTAL	$ 16,163,508	$ 16,546,316	$ 19,330,310	$ 19,330,310
OTHER FINANCING SOURCES		3,354,000		
TOTAL REVENUE	**$ 16,163,508**	**$ 19,900,316**	**$ 19,330,310**	**$ 19,330,310**
OTHER FINANCING USES	$ 52,225,689	$ 33,846,810	$ 36,059,993	$ 36,059,993
TOTAL EXPENDITURES/APPROPRIATIONS	**$ 52,225,689**	**$ 33,846,810**	**$ 36,059,993**	**$ 36,059,993**
NET COST	**$ (36,062,181)**	**$ (13,946,494)**	**$ (16,729,683)**	**$ (16,729,683)**

State Controller Schedules County Budget Act January 2010	COUNTY OF KERN Detail of Financing Sources and Financing Uses Governmental Funds Fiscal Year 2012-13	Schedule 9

Budget Unit **5122-WRAPAROUND SAVINGS TRUST FUND**
Function **PUBLIC ASSISTANCE**
Activity **ADMINISTRATION**

Detail by Revenue Category and Expenditure Object	Actual 2010-11	Actual 2011-12	CAO Recommended 2012-13	Adopted by the Board of Supervisors 2012-13
1	2	3	4	5
INTERGOVERNMENTAL	$ 227,331	$	$	$
MISCELLANEOUS		530,080	1,200,000	1,200,000
OTHER FINANCING SOURCES	1,914,109	1,751,448		
TOTAL REVENUE	**$ 2,141,440**	**$ 2,281,528**	**$ 1,200,000**	**$ 1,200,000**
SERVICES & SUPPLIES	$	$	$ 1,200,000	$ 1,200,000
OTHER FINANCING USES	1,550,258	543,822		
TOTAL EXPENDITURES/APPROPRIATIONS	**$ 1,550,258**	**$ 543,822**	**$ 1,200,000**	**$ 1,200,000**
NET COST	**$ 591,182**	**$ 1,737,706**	**$**	**$**

State Controller Schedules County Budget Act January 2010	COUNTY OF KERN Detail of Financing Sources and Financing Uses Governmental Funds Fiscal Year 2012-13	Schedule 9

Budget Unit **5123-KERN CO CHILDREN'S TRUST FUND**
Function **PUBLIC ASSISTANCE**
Activity **ADMINISTRATION**

Detail by Revenue Category and Expenditure Object	Actual 2010-11	Actual 2011-12	CAO Recommended 2012-13	Adopted by the Board of Supervisors 2012-13
1	2	3	4	5
USE OF MONEY/PROPERTY	$ 5,539	$ 4,570	$ 3,970	$ 3,970
INTERGOVERNMENTAL	43,974	44,553	44,553	44,553
CHARGES FOR SERVICES	181,564	158,286	157,131	157,131
TOTAL REVENUE	**$ 231,077**	**$ 207,409**	**$ 205,654**	**$ 205,654**
SERVICES & SUPPLIES	$ 187,520	$ 201,385	$ 499,234	$ 499,234
TOTAL EXPENDITURES/APPROPRIATIONS	**$ 187,520**	**$ 201,385**	**$ 499,234**	**$ 499,234**
NET COST	**$ 43,557**	**$ 6,024**	**$ (293,580)**	**$ (293,580)**

State Controller Schedules County Budget Act January 2010	COUNTY OF KERN Detail of Financing Sources and Financing Uses Governmental Funds Fiscal Year 2012-13	Schedule 9

Budget Unit **5124-SHELTER CARE**
Function **PUBLIC ASSISTANCE**
Activity **ADMINISTRATION**

Detail by Revenue Category and Expenditure Object	Actual 2010-11	Actual 2011-12	CAO Recommended 2012-13	Adopted by the Board of Supervisors 2012-13
1	2	3	4	5
MISCELLANEOUS	$ 13,798	$ 17,878	$ 19,000	$ 19,000
TOTAL REVENUE	**$ 13,798**	**$ 17,878**	**$ 19,000**	**$ 19,000**
SERVICES & SUPPLIES	$ 5,514	$ 4,351	$ 100,000	$ 100,000
TOTAL EXPENDITURES/APPROPRIATIONS	**$ 5,514**	**$ 4,351**	**$ 100,000**	**$ 100,000**
NET COST	**$ 8,284**	**$ 13,527**	**$ (81,000)**	**$ (81,000)**

State Controller Schedules County Budget Act January 2010	COUNTY OF KERN Detail of Financing Sources and Financing Uses Governmental Funds Fiscal Year 2012-13	Schedule 9

Budget Unit **5220-HUMAN SERVICES-DIRECT FIN AID**
Function **PUBLIC ASSISTANCE**
Activity **DIRECT FINANCIAL AID**

Detail by Revenue Category and Expenditure Object	Actual 2010-11	Actual 2011-12	CAO Recommended 2012-13	Adopted by the Board of Supervisors 2012-13
1	2	3	4	5
INTERGOVERNMENTAL	$ 180,226,824	$ 138,437,801	$ 147,212,060	$ 147,212,060
MISCELLANEOUS	3,883,778	(196,484)	1,255,062	1,255,062
OTHER FINANCING SOURCES	35,993,275	46,511,621	57,506,417	57,506,417
TOTAL REVENUE	**$ 220,103,877**	**$ 184,752,938**	**$ 205,973,539**	**$ 205,973,539**
OTHER CHARGES	$ 208,495,984	$ 194,869,026	$ 207,453,256	$ 207,453,256
OTHER FINANCING USES	1,914,109	5,105,448		
TOTAL EXPENDITURES/APPROPRIATIONS	**$ 210,410,093**	**$ 199,974,474**	**$ 207,453,256**	**$ 207,453,256**
NET COST	**$ 9,693,784**	**$ (15,221,536)**	**$ (1,479,717)**	**$ (1,479,717)**

State Controller Schedules County Budget Act January 2010	COUNTY OF KERN Detail of Financing Sources and Financing Uses Governmental Funds Fiscal Year 2012-13	Schedule 9

Budget Unit **5300 - CO LOCAL REV 2011 HUM SERV**
Function **PUBLIC ASSISTANCE**
Activity **ADMINISTRATION**

Detail by Revenue Category and Expenditure Object	Actual 2010-11	Actual 2011-12	CAO Recommended 2012-13	Adopted by the Board of Supervisors 2012-13
1	2	3	4	5
INTERGOVERNMENTAL	$	$ 46,567,347	$ 46,928,898	$ 46,928,898
TOTAL REVENUE	**$**	**$ 46,567,347**	**$ 46,928,898**	**$ 46,928,898**
OTHER FINANCING USES	$	$ 46,500,388	$ 46,995,857	$ 46,995,857
TOTAL EXPENDITURES/APPROPRIATIONS	**$**	**$ 46,500,388**	**$ 46,995,857**	**$ 46,995,857**
NET COST	**$**	**$ 66,959**	**$ (66,959)**	**$ (66,959)**

State Controller Schedules County Budget Act January 2010	COUNTY OF KERN Detail of Financing Sources and Financing Uses Governmental Funds Fiscal Year 2012-13	Schedule 9

Budget Unit **5510-VETERANS SERVICE**
Function **PUBLIC ASSISTANCE**
Activity **VETERANS SERVICES**

Detail by Revenue Category and Expenditure Object	Actual 2010-11	Actual 2011-12	CAO Recommended 2012-13	Adopted by the Board of Supervisors 2012-13
1	2	3	4	5
INTERGOVERNMENTAL	$ 105,257	$ 96,910	$ 94,500	$ 94,500
TOTAL REVENUE	**$ 105,257**	**$ 96,910**	**$ 94,500**	**$ 94,500**
SALARIES & EMPLOYEE BENEFITS	$ 682,216	$ 693,870	$ 923,747	$ 923,747
SERVICES & SUPPLIES	42,659	40,613	51,942	51,942
OTHER CHARGES		13	16	16
OTHER FINANCING USES			44,040	44,040
TOTAL EXPENDITURES/APPROPRIATIONS	**$ 724,875**	**$ 734,496**	**$ 1,019,745**	**$ 1,019,745**
NET COST	**$ (619,618)**	**$ (637,586)**	**$ (925,245)**	**$ (925,245)**

State Controller Schedules County Budget Act January 2010	COUNTY OF KERN Detail of Financing Sources and Financing Uses Governmental Funds Fiscal Year 2012-13	Schedule 9

Budget Unit **5609-APPROP FOR CONT-AGING & ADULT**
Function **PUBLIC ASSISTANCE**
Activity **OTHER ASSISTANCE**

Detail by Revenue Category and Expenditure Object	Actual 2010-11	Actual 2011-12	CAO Recommended 2012-13	Adopted by the Board of Supervisors 2012-13
1	2	3	4	5
INTERGOVERNMENTAL	$	$ 895	$	$
TOTAL REVENUE	**$**	**$ 895**	**$**	**$**
APPROPRIATION FR CONTINGENCIES	$	$	$ 719,123	$ 719,123
TOTAL EXPENDITURES/APPROPRIATIONS	**$**	**$**	**$ 719,123**	**$ 719,123**
NET COST	**$**	**$ 895**	**$ (719,123)**	**$ (719,123)**

State Controller Schedules County Budget Act January 2010	COUNTY OF KERN Detail of Financing Sources and Financing Uses Governmental Funds Fiscal Year 2012-13	Schedule 9

Budget Unit **5610-AGING AND ADULT SERVICES DEPT**
Function **PUBLIC ASSISTANCE**
Activity **OTHER ASSISTANCE**

Detail by Revenue Category and Expenditure Object	Actual 2010-11	Actual 2011-12	CAO Recommended 2012-13	Adopted by the Board of Supervisors 2012-13
1	2	3	4	5
USE OF MONEY/PROPERTY	$ 44,241	$ 30,175	$ 37,210	$ 37,210
INTERGOVERNMENTAL	9,035,601	5,656,934	8,051,769	8,051,769
CHARGES FOR SERVICES	1,095,157	1,033,770	1,034,603	1,034,603
MISCELLANEOUS	280,868	241,355	252,360	252,360
OTHER FINANCING SOURCES	1,762,692	2,874,136	2,942,995	2,942,995
NON-REVENUE RECEIPTS		1,722		
TOTAL REVENUE	**$ 12,218,559**	**$ 9,838,092**	**$ 12,318,937**	**$ 12,318,937**
SALARIES & EMPLOYEE BENEFITS	$ 8,025,507	$ 7,430,991	$ 8,941,781	$ 8,941,781
SERVICES & SUPPLIES	3,476,109	2,863,202	3,058,413	3,058,413
OTHER CHARGES	668,511	770,893	690,169	690,169
CAPITAL ASSETS	45,944		36,286	36,286
TOTAL EXPENDITURES/APPROPRIATIONS	**$ 12,216,071**	**$ 11,065,086**	**$ 12,726,649**	**$ 12,726,649**
NET COST	**$ 2,488**	**$ (1,226,994)**	**$ (407,712)**	**$ (407,712)**

State Controller Schedules County Budget Act January 2010	COUNTY OF KERN Detail of Financing Sources and Financing Uses Governmental Funds Fiscal Year 2012-13	Schedule 9

Budget Unit **5611-CONTRIBUTION TO AGING AND ADULT**
Function **PUBLIC ASSISTANCE**
Activity **OTHER ASSISTANCE**

Detail by Revenue Category and Expenditure Object	Actual 2010-11	Actual 2011-12	CAO Recommended 2012-13	Adopted by the Board of Supervisors 2012-13
1	2	3	4	5
INTERGOVERNMENTAL	$ 498,638	$ 514,264	$ 654,062	$ 654,062
TOTAL REVENUE	**$ 498,638**	**$ 514,264**	**$ 654,062**	**$ 654,062**
OTHER FINANCING USES	$ 1,762,691	$ 1,715,115	$ 1,783,550	$ 1,783,550
TOTAL EXPENDITURES/APPROPRIATIONS	**$ 1,762,691**	**$ 1,715,115**	**$ 1,783,550**	**$ 1,783,550**
NET COST	**$ (1,264,053)**	**$ (1,200,851)**	**$ (1,129,488)**	**$ (1,129,488)**

State Controller Schedules County Budget Act January 2010	COUNTY OF KERN Detail of Financing Sources and Financing Uses Governmental Funds Fiscal Year 2012-13	Schedule 9

Budget Unit **5612 - KC ARRA IHSS PUBLIC AUTHORITY**
Function **PUBLIC ASSISTANCE**
Activity **OTHER ASSISTANCE**

Detail by Revenue Category and Expenditure Object	Actual 2010-11	Actual 2011-12	CAO Recommended 2012-13	Adopted by the Board of Supervisors 2012-13
1	2	3	4	5
USE OF MONEY/PROPERTY	$ 454	$ 4	$	$
TOTAL REVENUE	**$ 454**	**$ 4**	**$**	**$**
CAPITAL ASSETS	$	$	$	$
TOTAL EXPENDITURES/APPROPRIATIONS	**$**	**$**	**$**	**$**
NET COST	**$ 454**	**$ 4**	**$**	**$**

State Controller Schedules County Budget Act January 2010	COUNTY OF KERN Detail of Financing Sources and Financing Uses Governmental Funds Fiscal Year 2012-13	Schedule 9

Budget Unit **5810-IHSS COUNTY CONTRIBUTION**
Function **PUBLIC ASSISTANCE**
Activity **OTHER ASSISTANCE**

Detail by Revenue Category and Expenditure Object	Actual 2010-11	Actual 2011-12	CAO Recommended 2012-13	Adopted by the Board of Supervisors 2012-13
1	2	3	4	5
INTERGOVERNMENTAL	$ 6,094,887	$ 6,357,076	$ 7,443,839	$ 7,443,839
TOTAL REVENUE	**$ 6,094,887**	**$ 6,357,076**	**7,443,839**	**$ 7,443,839**
OTHER FINANCING USES	$ 6,094,887	$ 7,663,618	$ 7,743,169	$ 7,743,169
TOTAL EXPENDITURES/APPROPRIATIONS	**$ 6,094,887**	**$ 7,663,618**	**$ 7,743,169**	**$ 7,743,169**
NET COST	**$**	**$ (1,306,542)**	**$ (299,330)**	**$ (299,330)**

State Controller Schedules County Budget Act January 2010	COUNTY OF KERN Detail of Financing Sources and Financing Uses Governmental Funds Fiscal Year 2012-13	Schedule 9

Budget Unit **5923-EMP TRNG RESOURCE ADM & SERVCS**
Function **PUBLIC ASSISTANCE**
Activity **OTHER ASSISTANCE**

Detail by Revenue Category and Expenditure Object	Actual 2010-11	Actual 2011-12	CAO Recommended 2012-13	Adopted by the Board of Supervisors 2012-13
1	2	3	4	5
USE OF MONEY/PROPERTY	$	$	$ 1,001	$ 1,001
MISCELLANEOUS	96	48	1,000	1,000
OTHER FINANCING SOURCES	12,119,124	11,146,011	11,514,935	11,514,935
TOTAL REVENUE	**$ 12,119,220**	**$ 11,146,059**	**$ 11,516,936**	**$ 11,516,936**
SALARIES & EMPLOYEE BENEFITS	$ 9,685,727	$ 8,950,984	$ 9,493,209	$ 9,493,209
SERVICES & SUPPLIES	2,434,791	2,151,751	1,993,578	1,993,578
OTHER CHARGES		55,980	30,149	30,149
EXPENDITURE TRANSFERS & REIMBS	(1,298)			
TOTAL EXPENDITURES/APPROPRIATIONS	**$ 12,119,220**	**$ 11,158,715**	**$ 11,516,936**	**$ 11,516,936**
NET COST	**$**	**$ (12,656)**	**$**	

State Controller Schedules County Budget Act January 2010	COUNTY OF KERN Detail of Financing Sources and Financing Uses Governmental Funds Fiscal Year 2012-13	Schedule 9

Budget Unit **5924-KC ARRA ETR**
Function **PUBLIC ASSISTANCE**
Activity **OTHER ASSISTANCE**

Detail by Revenue Category and Expenditure Object	Actual 2010-11	Actual 2011-12	CAO Recommended 2012-13	Adopted by the Board of Supervisors 2012-13
1	2	3	4	5
USE OF MONEY/PROPERTY	$ 199	$ 2	$	$
INTERGOVERNMENTAL	2,601,577			
TOTAL REVENUE	**$ 2,601,776**	**$ 2**	**$**	**$**
OTHER FINANCING USES	$ 2,601,776	$	$	$
TOTAL EXPENDITURES/APPROPRIATIONS	**$ 2,601,776**	**$**	**$**	**$**
NET COST	**$**	**$ 2**	**$**	**$**

State Controller Schedules County Budget Act January 2010	COUNTY OF KERN Detail of Financing Sources and Financing Uses Governmental Funds Fiscal Year 2012-13	Schedule 9

Budget Unit **5940-COMMUNITY DEVELOPMENT PROG AGY**
Function **PUBLIC ASSISTANCE**
Activity **OTHER ASSISTANCE**

Detail by Revenue Category and Expenditure Object	Actual 2010-11	Actual 2011-12	CAO Recommended 2012-13	Adopted by the Board of Supervisors 2012-13
1	2	3	4	5
OTHER FINANCING SOURCES	$ 1,654,650	$ 1,651,620	$ 1,679,386	$ 1,679,386
TOTAL REVENUE	**$ 1,654,650**	**$ 1,651,620**	**$ 1,679,386**	**$ 1,679,386**
SALARIES & EMPLOYEE BENEFITS	$ 1,439,058	$ 1,431,973	$ 1,402,335	$ 1,402,335
SERVICES & SUPPLIES	218,782	232,307	279,020	279,020
OTHER CHARGES		26	31	31
EXPENDITURE TRANSFERS & REIMBS	(3,190)	(4,032)	(2,000)	(2,000)
TOTAL EXPENDITURES/APPROPRIATIONS	**$ 1,654,650**	**$ 1,660,274**	**$ 1,679,386**	**$ 1,679,386**
NET COST	**$**	**$ (8,654)**	**$**	**$**

Function:

EDUCATION

THIS PAGE INTENTIONALLY LEFT BLANK

State Controller Schedules County Budget Act January 2010	COUNTY OF KERN Detail of Financing Sources and Financing Uses Governmental Funds Fiscal Year 2012-13	Schedule 9

Budget Unit **6210-KERN COUNTY LIBRARY**
Function **EDUCATION**
Activity **EDUCATION**

Detail by Revenue Category and Expenditure Object	Actual 2010-11	Actual 2011-12	CAO Recommended 2012-13	Adopted by the Board of Supervisors 2012-13
1	2	3	4	5
USE OF MONEY/PROPERTY	$ 94,792	$ 75,147	$ 80,000	$ 80,000
INTERGOVERNMENTAL	343,088	288,355		
CHARGES FOR SERVICES	323,836	329,274	360,940	360,940
MISCELLANEOUS	69,781	55,219	76,000	76,000
OTHER FINANCING SOURCES	176,000	172,133	38,817	38,817
TOTAL REVENUE	**$ 1,007,497**	**$ 920,128**	**$ 555,757**	**$ 555,757**
SALARIES & EMPLOYEE BENEFITS	$ 5,984,048	$ 5,838,845	$ 5,915,528	$ 5,915,528
SERVICES & SUPPLIES	1,925,962	1,687,846	1,561,977	1,561,977
OTHER CHARGES		257	313	313
CAPITAL ASSETS	293,347	97,900		
OTHER FINANCING USES			78,350	78,350
EXPENDITURE TRANSFERS & REIMBS	(29,846)	(271,224)		
TOTAL EXPENDITURES/APPROPRIATIONS	**$ 8,173,511**	**$ 7,353,624**	**$ 7,556,168**	**$ 7,556,168**
NET COST	**$ (7,166,014)**	**$ (6,433,496)**	**$ (7,000,411)**	**$ (7,000,411)**

State Controller Schedules County Budget Act January 2010	COUNTY OF KERN Detail of Financing Sources and Financing Uses Governmental Funds Fiscal Year 2012-13	Schedule 9

Budget Unit **6211-KERN CO LIBRARY BOOK TRUST**
Function **EDUCATION**
Activity **EDUCATION**

Detail by Revenue Category and Expenditure Object	Actual 2010-11	Actual 2011-12	CAO Recommended 2012-13	Adopted by the Board of Supervisors 2012-13
1	2	3	4	5
USE OF MONEY/PROPERTY	$ 13,340	$ 12,126	$ 16,000	$ 16,000
MISCELLANEOUS	244,777	205,459	80,000	80,000
TOTAL REVENUE	**$ 258,117**	**$ 217,585**	**$ 96,000**	**$ 96,000**
OTHER FINANCING USES	$ 201,000	$ 172,133	$ 38,817	$ 38,817
TOTAL EXPENDITURES/APPROPRIATIONS	**$ 201,000**	**$ 172,133**	**$ 38,817**	**$ 38,817**
NET COST	**$ 57,117**	**$ 45,452**	**$ 57,183**	**$ 57,183**

State Controller Schedules County Budget Act January 2010	COUNTY OF KERN Detail of Financing Sources and Financing Uses Governmental Funds Fiscal Year 2012-13	Schedule 9

Budget Unit **6310-FARM & HOME ADVISOR**
Function **EDUCATION**
Activity **EDUCATION**

Detail by Revenue Category and Expenditure Object	Actual 2010-11	Actual 2011-12	CAO Recommended 2012-13	Adopted by the Board of Supervisors 2012-13
1	2	3	4	5
CHARGES FOR SERVICES	$	$	$ 500	$ 500
MISCELLANEOUS	2,274	891	360	360
OTHER FINANCING SOURCES	12,934	614		
TOTAL REVENUE	**$ 15,208**	**$ 1,505**	**$ 860**	**$ 860**
SALARIES & EMPLOYEE BENEFITS	$ 345,557	$ 302,007	$ 312,852	$ 312,852
SERVICES & SUPPLIES	138,974	86,329	88,139	88,139
OTHER CHARGES		11		
OTHER FINANCING USES			85,080	85,080
TOTAL EXPENDITURES/APPROPRIATIONS	**$ 484,531**	**$ 388,347**	**$ 486,071**	**$ 486,071**
NET COST	**$ (469,323)**	**$ (386,842)**	**$ (485,211)**	**$ (485,211)**

State Controller Schedules County Budget Act January 2010	COUNTY OF KERN Detail of Financing Sources and Financing Uses Governmental Funds Fiscal Year 2012-13	Schedule 9

Budget Unit **6311-A-C FARM ADV AGRI RESEARCH TRS**
Function **EDUCATION**
Activity **EDUCATION**

Detail by Revenue Category and Expenditure Object	Actual 2010-11	Actual 2011-12	CAO Recommended 2012-13	Adopted by the Board of Supervisors 2012-13
1	2	3	4	5
USE OF MONEY/PROPERTY	$ 95	$ (1)	$	$
TOTAL REVENUE	**$ 95**	**$ (1)**	**$**	**$**
OTHER FINANCING USES	$ 12,934	$ 614	$	$
TOTAL EXPENDITURES/APPROPRIATIONS	**$ 12,934**	**$ 614**	**$**	**$**
NET COST	**$ (12,839)**	**$ (615)**	**$**	**$**

Function:

RECREATION & CULTURAL SERVICES

THIS PAGE INTENTIONALLY LEFT BLANK

State Controller Schedules County Budget Act January 2010	COUNTY OF KERN Detail of Financing Sources and Financing Uses Governmental Funds Fiscal Year 2012-13	Schedule 9

Budget Unit **7100-PARKS & RECREATION DEPARTMENT**
Function **RECREATION & CULTURE**
Activity **RECREATION FACILITIES**

Detail by Revenue Category and Expenditure Object	Actual 2010-11	Actual 2011-12	CAO Recommended 2012-13	Adopted by the Board of Supervisors 2012-13
1	2	3	4	5
FINES AND FORFEITURES	$ 17,794	$ 13,512	$ 14,420	$ 14,420
USE OF MONEY/PROPERTY	201,840	156,669	176,464	176,464
INTERGOVERNMENTAL	(1,431)	87,556	2,000	2,000
CHARGES FOR SERVICES	1,974,558	1,600,809	1,876,581	1,876,581
MISCELLANEOUS	13,166	342,785	2,265	2,265
OTHER FINANCING SOURCES	146,191	115,001	77,048	77,048
TOTAL REVENUE	**$ 2,352,118**	**$ 2,316,332**	**$ 2,148,778**	**$ 2,148,778**
SALARIES & EMPLOYEE BENEFITS	$ 8,202,141	$ 7,871,663	$ 8,370,502	$ 8,370,502
SERVICES & SUPPLIES	3,743,660	3,659,973	4,077,051	4,077,051
OTHER CHARGES	13,274	225,979	130,047	130,047
CAPITAL ASSETS		36,457	389,000	389,000
OTHER FINANCING USES		30,000	124,405	124,405
EXPENDITURE TRANSFERS & REIMBS	(5,132)	(4,660)	(3,500)	(3,500)
TOTAL EXPENDITURES/APPROPRIATIONS	**$ 11,953,943**	**$ 11,819,412**	**$ 13,087,505**	**$ 13,087,505**
NET COST	**$ (9,601,825)**	**$ (9,503,080)**	**$ (10,938,727)**	**$ (10,938,727)**

State Controller Schedules County Budget Act January 2010	COUNTY OF KERN Detail of Financing Sources and Financing Uses Governmental Funds Fiscal Year 2012-13	Schedule 9

Budget Unit **7101-PARKS-TEHACHAPI MOUNTAIN FOREST**
Function **RECREATION & CULTURE**
Activity **RECREATION FACILITIES**

Detail by Revenue Category and Expenditure Object	Actual 2010-11	Actual 2011-12	CAO Recommended 2012-13	Adopted by the Board of Supervisors 2012-13
1	2	3	4	5
USE OF MONEY/PROPERTY	$ 58	$ 78,559	$	$
TOTAL REVENUE	**$ 58**	**$ 78,559**	**$**	**$**
TOTAL EXPENDITURES/APPROPRIATIONS	**$**	**$**	**$**	**$**
NET COST	**$ 58**	**$ 78,559**	**$**	**$**

State Controller Schedules County Budget Act January 2010	COUNTY OF KERN Detail of Financing Sources and Financing Uses Governmental Funds Fiscal Year 2012-13	Schedule 9

Budget Unit **7102-LITTER CLEAN UP**
Function **RECREATION & CULTURE**
Activity **RECREATION FACILITIES**

Detail by Revenue Category and Expenditure Object	Actual 2010-11	Actual 2011-12	CAO Recommended 2012-13	Adopted by the Board of Supervisors 2012-13
1	2	3	4	5
FINES AND FORFEITURES	$ 4,570	$ 4,218	$ 3,500	$ 3,500
TOTAL REVENUE	**$ 4,570**	**$ 4,218**	**$ 3,500**	**$ 3,500**
OTHER FINANCING USES	$ 5,000	$ 3,517	$ 6,048	$ 6,048
TOTAL EXPENDITURES/APPROPRIATIONS	**$ 5,000**	**$ 3,517**	**$ 6,048**	**$ 6,048**
NET COST	**$ (430)**	**$ 701**	**$ (2,548)**	**$ (2,548)**

State Controller Schedules County Budget Act January 2010	COUNTY OF KERN Detail of Financing Sources and Financing Uses Governmental Funds Fiscal Year 2012-13	Schedule 9

Budget Unit **7103-OFF HWY MV LIC**
Function **RECREATION & CULTURE**
Activity **RECREATION FACILITIES**

Detail by Revenue Category and Expenditure Object	Actual 2010-11	Actual 2011-12	CAO Recommended 2012-13	Adopted by the Board of Supervisors 2012-13
1	2	3	4	5
INTERGOVERNMENTAL	$ 145,014	$ 143,717	$ 142,000	$ 142,000
TOTAL REVENUE	**$ 145,014**	**$ 143,717**	**$ 142,000**	**$ 142,000**
OTHER FINANCING USES	$ 73,000	$ (12,030)	$ 71,000	$ 71,000
TOTAL EXPENDITURES/APPROPRIATIONS	**$ 73,000**	**$ (12,030)**	**$ 71,000**	**$ 71,000**
NET COST	**$ 72,014**	**$ 155,747**	**$ 71,000**	**$ 71,000**

State Controller Schedules County Budget Act January 2010	COUNTY OF KERN Detail of Financing Sources and Financing Uses Governmental Funds Fiscal Year 2012-13	Schedule 9

Budget Unit **7105-PARCEL MAP IN-LIEU FEES TRUST**
Function **RECREATION & CULTURE**
Activity **RECREATION FACILITIES**

Detail by Revenue Category and Expenditure Object	Actual 2010-11	Actual 2011-12	CAO Recommended 2012-13	Adopted by the Board of Supervisors 2012-13
1	2	3	4	5
USE OF MONEY/PROPERTY	$ 5,968	$ 6,042	$ 4,000	$ 4,000
CHARGES FOR SERVICES	4,210	2,757	4,000	4,000
OTHER FINANCING SOURCES		30,000		
TOTAL REVENUE	**$ 10,178**	**$ 38,799**	**$ 8,000**	**$ 8,000**
SERVICES & SUPPLIES	$	$	$ 118,530	$ 118,530
OTHER CHARGES			60,000	60,000
OTHER FINANCING USES	67,419	281,641		
TOTAL EXPENDITURES/APPROPRIATIONS	**$ 67,419**	**$ 281,641**	**$ 178,530**	**$ 178,530**
NET COST	**$ (57,241)**	**$ (242,842)**	**$ (170,530)**	**$ (170,530)**

THIS PAGE INTENTIONALLY LEFT BLANK

Function:

DEBT SERVICES

THIS PAGE INTENTIONALLY LEFT BLANK

State Controller Schedules County Budget Act January 2010	COUNTY OF KERN Detail of Financing Sources and Financing Uses Governmental Funds Fiscal Year 2012-13	Schedule 9

Budget Unit **8120-DEBT SERVICE - GENERAL FUND**
Function **DEBT SERVICE**
Activity **INTEREST**

Detail by Revenue Category and Expenditure Object	Actual 2010-11	Actual 2011-12	CAO Recommended 2012-13	Adopted by the Board of Supervisors 2012-13
1	2	3	4	5
USE OF MONEY/PROPERTY	$ 1,478,400	$ 5,402,000	$ 3,010,000	$ 3,010,000
MISCELLANEOUS	289	76	15	15
OTHER FINANCING SOURCES	499,992	498,664	497,885	497,885
TOTAL REVENUE	**$ 1,978,681**	**$ 5,900,740**	**$ 3,507,900**	**$ 3,507,900**
SERVICES & SUPPLIES	$ 415,945	$ 338,872	$ 1,096,300	$ 1,096,300
OTHER CHARGES	3,512,237	14,250,569	14,097,100	14,097,100
TOTAL EXPENDITURES/APPROPRIATIONS	**$ 3,928,182**	**$ 14,589,441**	**$ 15,193,400**	**$ 15,193,400**
NET COST	**$ (1,949,501)**	**$ (8,688,701)**	**$ (11,685,500)**	**$ (11,685,500)**

THIS PAGE INTENTIONALLY LEFT BLANK

INTERNAL SERVICE FUNDS

THIS PAGE INTENTIONALLY LEFT BLANK

State Controller Schedules
County Budget Act
January 2010

COUNTY OF KERN
Operation of Internal Service Fund
Fiscal Year 2012-13

Schedule 10

G.S. GARAGE INTERNAL SERV FUND
INTERNAL SERVICE
Fund 30012 Budget Unit 8950

Operating Detail	Actual 2010-11	Actual 2011-12	CAO Recommended 2012-13	Adopted by the Board of Supervisors 2012-13
1	2	3	4	5
OPERATING REVENUES				
USE OF MONEY/PROPERTY	$ 31,050	$ 27,882	$ 50,000	$ 50,000
CHARGES FOR SERVICES	3,712,265	4,305,141	3,976,722	3,976,722
MISCELLANEOUS	29,712	43,446	27,500	27,500
TOTAL OPERATING REVENUES	**$ 3,773,027**	**$ 4,376,469**	**$ 4,054,222**	**$ 4,054,222**
OPERATING EXPENSES				
CONTINGENCIES	$	$	$ 45,000	$ 45,000
SALARIES AND BENEFITS	1,418,671	1,645,825	1,920,046	1,920,046
SERVICES AND SUPPLIES	1,535,926	1,670,263	1,866,487	1,866,487
OTHER CHARGES	1,089,015	1,147,838	1,057,741	1,057,741
TOTAL OPERATING EXPENSES	**$ 4,043,612**	**$ 4,463,926**	**$ 4,889,274**	**$ 4,889,274**
OPERATING INCOME(LOSS)	**$ (270,585)**	**$ (87,457)**	**$ (835,052)**	**$ (835,052)**
NON-OPERATING REVENUES (EXPENSES)				
OTHER NON-OPERATING REVENUE	$ 890,332	$ 953,672	$ 920,101	$ 920,101
GAIN/(LOSS) ON SALE OF CAPITAL ASSETS	46,848	66,060	25,000	25,000
TOTAL NON-OPERATING REVENUES (EXPENSES)	**$ 937,180**	**$ 1,019,732**	**$ 945,101**	**$ 945,101**
INCOME BEFORE CAPITAL CONTRIBUTIONS AND TRANSFERS	**$ 666,595**	**$ 932,275**	**$ 110,049**	**$ 110,049**
CHANGES IN NET ASSETS	**$ 666,595**	**$ 932,275**	**$ 110,049**	**$ 110,049**
CAPITAL ASSETS	$ 570,829	$ 638,109	$ 1,847,900	$ 1,847,900
NET ASSETS - BEGINNING BALANCE	$ 7,646,691	$ 7,868,301	$ 6,464,621	$ 6,464,621
ADJUSTMENTS TO RETAINED EARNINGS	$ (444,985)	$ (2,335,955)	$	$
NET ASSETS - ENDING BALANCE	$ 7,868,301	$ 6,464,621	$ 6,574,670	$ 6,574,670

Revenues Tie To		SCH 1, COL 4
Expenses Tie To		SCH 1, COL 6

State Controller Schedules
County Budget Act
January 2010

COUNTY OF KERN
Operation of Internal Service Fund
Fiscal Year 2012-13

Schedule 10

G.S. GARAGE INTERNAL SERV FUND
INTERNAL SERVICE
Fund 30012 Budget Unit 8950

Operating Detail		Actual 2010-11	Actual 2011-12	CAO Recommended 2012-13	Adopted by the Board of Supervisors 2012-13
1		2	3	4	5
CANCELLATION OF RESERVES/DESIGNATIONS					
2162	DESIG-VEHICLE REPLACEMENT	$	$ 496,507	$ 764,937	$ 764,937
TOTAL CANCELLATION OF RESERVES/DESIGNATIONS		**$**	**$ 496,507**	**$ 764,937**	**$ 764,937**
INCREASES TO RESERVES/DESIGNATIONS					
2162	DESIG-VEHICLE REPLACEMENT	$ 1,082,652	$	$	$
TOTAL INCREASES TO RESERVES/DESIGNATIONS		**$ 1,082,652**	**$**	**$**	**$**

State Controller Schedules County Budget Act January 2010	COUNTY OF KERN Operation of Internal Service Fund Fiscal Year 2012-13			Schedule 10
			GROUP HEALTH SELF INS PROG-ISF INTERNAL SERVICE Fund 30010 Budget Unit 8960	
Operating Detail	Actual 2010-11	Actual 2011-12	CAO Recommended 2012-13	Adopted by the Board of Supervisors 2012-13
1	2	3	4	5
OPERATING REVENUES				
USE OF MONEY/PROPERTY	$ 379,745	$ 255,307	$ 300,000	$ 300,000
INTERGOVERNMENTAL	33,771	33,903	30,000	30,000
CHARGES FOR SERVICES	102,451,234	101,510,762	113,688,874	113,688,874
MISCELLANEOUS	4,123	420		
TOTAL OPERATING REVENUES	**$ 102,868,873**	**$ 101,800,392**	**$ 114,018,874**	**$ 114,018,874**
OPERATING EXPENSES				
CONTINGENCIES	$	$	$ 1,000,000	$ 1,000,000
SERVICES AND SUPPLIES	9,574,638	10,106,965	10,510,000	10,510,000
OTHER CHARGES	96,299,278	102,904,569	108,090,289	108,090,289
TOTAL OPERATING EXPENSES	**$ 105,873,916**	**$ 113,011,534**	**$ 119,600,289**	**$ 119,600,289**
OPERATING INCOME(LOSS)	**$ (3,005,043)**	**$ (11,211,142)**	**$ (5,581,415)**	**$ (5,581,415)**
NON-OPERATING REVENUES (EXPENSES)				
OTHER NON-OPERATING REVENUE	$ (1)	$	$	
TOTAL NON-OPERATING REVENUES (EXPENSES)	**$ (1)**	**$**	**$**	
INCOME BEFORE CAPITAL CONTRIBUTIONS AND TRANSFERS	**$ (3,005,044)**	**$ (11,211,142)**	**$ (5,581,415)**	**$ (5,581,415)**
CHANGES IN NET ASSETS	**$ (3,005,044)**	**$ (11,211,142)**	**$ (5,581,415)**	**$ (5,581,415)**
NET ASSETS - BEGINNING BALANCE	$ 41,792,171	$ 38,787,127	$ 12,965,985	$ 12,965,985
ADJUSTMENTS TO RETAINED EARNINGS	$	$ (14,610,000)	$	$
NET ASSETS - ENDING BALANCE	$ 38,787,127	$ 12,965,985	$ 7,384,570	$ 7,384,570

Revenues Tie To				SCH 1, COL 4
Expenses Tie To				SCH 1, COL 6

State Controller Schedules
County Budget Act
January 2010

COUNTY OF KERN
Operation of Internal Service Fund
Fiscal Year 2012-13

Schedule 10

RETIREE GROUP HEALTH PROG ISF
INTERNAL SERVICE Fund 30016
Budget Unit 8965

Operating Detail	Actual 2010-11	Actual 2011-12	CAO Recommended 2012-13	Adopted by the Board of Supervisors 2012-13
1	2	3	4	5
OPERATING REVENUES				
USE OF MONEY/PROPERTY	$ 374,741	$ 353,309	$ 300,000	$ 300,000
CHARGES FOR SERVICES	11,174,900	10,957,282	10,968,645	10,968,645
MISCELLANEOUS		31,535		
TOTAL OPERATING REVENUES	**$ 11,549,641**	**$ 11,342,126**	**$ 11,268,645**	**$ 11,268,645**
OPERATING EXPENSES				
CONTINGENCIES	$	$	$ 200,000	$ 200,000
SALARIES AND BENEFITS	7,394,104	8,041,720	8,956,822	8,956,822
SERVICES AND SUPPLIES	166,731	254,167	158,300	158,300
OTHER CHARGES	28,615		63,626	63,626
OTHER FINANCING USES	854,008			
TOTAL OPERATING EXPENSES	**$ 8,443,458**	**$ 8,295,887**	**$ 9,378,748**	**$ 9,378,748**
OPERATING INCOME(LOSS)	**$ 3,106,183**	**$ 3,046,239**	**$ 1,889,897**	**$ 1,889,897**
INCOME BEFORE CAPITAL CONTRIBUTIONS AND TRANSFERS	**$ 3,106,183**	**$ 3,046,239**	**$ 1,889,897**	**$ 1,889,897**
CHANGES IN NET ASSETS	**$ 3,106,183**	**$ 3,046,239**	**$ 1,889,897**	**$ 1,889,897**
NET ASSETS - BEGINNING BALANCE	$ 39,874,633	$ 42,980,816	$ 46,027,055	$ 46,027,055
NET ASSETS - ENDING BALANCE	$ 42,980,816	$ 46,027,055	$ 47,916,952	$ 47,916,952

Revenues Tie To				SCH 1, COL 4
Expenses Tie To				SCH 1, COL 6

State Controller Schedules
County Budget Act
January 2010

COUNTY OF KERN
Operation of Internal Service Fund
Fiscal Year 2012-13

Schedule 10

LIABILITY INS SELF-INS PRG-ISF
INTERNAL SERVICE
Fund 30019
Budget Unit 8970

Operating Detail	Actual 2010-11	Actual 2011-12	CAO Recommended 2012-13	Adopted by the Board of Supervisors 2012-13
1	2	3	4	5
OPERATING REVENUES				
USE OF MONEY/PROPERTY	$ 79,494	$ 61,556	$ 40,000	$ 40,000
CHARGES FOR SERVICES	6,300,144	3,747,190	3,386,534	3,386,534
MISCELLANEOUS	224,544	4,771,812		
TOTAL OPERATING REVENUES	**$ 6,604,182**	**$ 8,580,558**	**$ 3,426,534**	**$ 3,426,534**
OPERATING EXPENSES				
SERVICES AND SUPPLIES	$ 3,516,721	$ 3,341,661	$ 4,151,788	$ 4,151,788
OTHER CHARGES	1,950,288	6,317,618	5,169,534	5,169,534
TOTAL OPERATING EXPENSES	**$ 5,467,009**	**$ 9,659,279**	**$ 9,321,322**	**$ 9,321,322**
OPERATING INCOME(LOSS)	**$ 1,137,173**	**$ -1,078,721**	**$ (5,894,788)**	**$ (5,894,788)**
NON-OPERATING REVENUES (EXPENSES)				
OTHER NON-OPERATING REVENUE	$ 500	$ 120	$	
TOTAL NON-OPERATING REVENUES (EXPENSES)	**$ 500**	**$ 120**	**$**	
INCOME BEFORE CAPITAL CONTRIBUTIONS AND TRANSFERS	**$ 1,137,673**	**$ (1,078,601)**	**$ (5,894,788)**	**$ (5,894,788)**
CHANGES IN NET ASSETS	**$ 1,137,673**	**$ (1,078,601)**	**$ (5,894,788)**	**$ (5,894,788)**
NET ASSETS - BEGINNING BALANCE	$ 7,381,403	$ 8,519,076	$ 7,440,475	$ 7,440,475
NET ASSETS - ENDING BALANCE	$ 8,519,076	$ 7,440,475	$ 1,545,687	$ 1,545,687

Revenues Tie To				SCH 1, COL 4
Expenses Tie To				SCH 1, COL 6

State Controller Schedules
County Budget Act
January 2010

COUNTY OF KERN
Operation of Internal Service Fund
Fiscal Year 2012-13

Schedule 10

UNEMPLOYMENT COMPENS PROG
INTERNAL SERVICE
Fund 30015
Budget Unit 8980

Operating Detail	Actual 2010-11	Actual 2011-12	CAO Recommended 2012-13	Adopted by the Board of Supervisors 2012-13
1	2	3	4	5
OPERATING REVENUES				
USE OF MONEY/PROPERTY	$ 50,943	$ 34,743	$ 30,000	$ 30,000
CHARGES FOR SERVICES	8,003,667	3,495,296	1,714,126	1,714,126
TOTAL OPERATING REVENUES	**$ 8,054,610**	**$ 3,530,039**	**$ 1,744,126**	**$ 1,744,126**
OPERATING EXPENSES				
SERVICES AND SUPPLIES	$ 19,020	$ 19,452	$ 17,000	$ 17,000
OTHER CHARGES	3,827,579	4,583,625	4,010,108	4,010,108
TOTAL OPERATING EXPENSES	**$ 3,846,599**	**$ 4,603,077**	**$ 4,027,108**	**$ 4,027,108**
OPERATING INCOME(LOSS)	**$ 4,208,011**	**$ (1,073,038)**	**$ (2,282,982)**	**$ (2,282,982)**
INCOME BEFORE CAPITAL CONTRIBUTIONS AND TRANSFERS	**$ 4,208,011**	**$ (1,073,038)**	**$ (2,282,982)**	**$ (2,282,982)**
CHANGES IN NET ASSETS	**$ 4,208,011**	**$ (1,073,038)**	**$ (2,282,982)**	**$ (2,282,982)**
NET ASSETS - BEGINNING BALANCE	$ (2,073)	$ 4,205,938	$ 1,706,057	$ 1,706,057
ADJUSTMENTS TO RETAINED EARNINGS	$	$ (1,426,843)	$	$
NET ASSETS - ENDING BALANCE	$ 4,205,938	$ 1,706,057	$ (576,925)	$ (576,925)

Revenues Tie To				SCH 1, COL 4
Expenses Tie To				SCH 1, COL 6

State Controller Schedules County Budget Act January 2010	COUNTY OF KERN Operation of Internal Service Fund Fiscal Year 2012-13			Schedule 10
			WORKERS COMP SELF-INS PROG INTERNAL SERVICE Fund 30018 Budget Unit 8990	
Operating Detail	Actual 2010-11	Actual 2011-12	CAO Recommended 2012-13	Adopted by the Board of Supervisors 2012-13
1	2	3	4	5
OPERATING REVENUES				
USE OF MONEY/PROPERTY	$ 78,631	$ 67,897	$ 62,000	$ 62,000
CHARGES FOR SERVICES	15,105,990	18,844,970	19,685,318	19,685,318
MISCELLANEOUS	1,770,740	1,374,629	200,000	200,000
TOTAL OPERATING REVENUES	**$ 16,955,361**	**$ 20,287,496**	**$ 19,947,318**	**$ 19,947,318**
OPERATING EXPENSES				
SERVICES AND SUPPLIES	$ 4,773,730	$ 4,884,606	$ 5,869,170	$ 5,869,170
OTHER CHARGES	13,837,300	15,043,838	17,298,829	17,298,829
TOTAL OPERATING EXPENSES	**$ 18,611,030**	**$ 19,928,444**	**$ 23,167,999**	**$ 23,167,999**
OPERATING INCOME(LOSS)	**$ (1,655,669)**	**$ 359,052**	**$ (3,220,681)**	**$ (3,220,681)**
NON-OPERATING REVENUES (EXPENSES)				
OTHER NON-OPERATING REVENUE	$ 10,874	$ 5,202	$	
TOTAL NON-OPERATING REVENUES (EXPENSES)	**$ 10,874**	**$ 5,202**	**$**	
INCOME BEFORE CAPITAL CONTRIBUTIONS AND TRANSFERS	**$ (1,644,795)**	**$ 364,254**	**$ (3,220,681)**	**$ (3,220,681)**
CHANGES IN NET ASSETS	**$ (1,644,795)**	**$ 364,254**	**$ (3,220,681)**	**$ (3,220,681)**
NET ASSETS - BEGINNING BALANCE	$ 8,400,619	$ 6,755,824	$ 7,119,890	$ 7,119,890
ADJUSTMENTS TO RETAINED EARNINGS	$	$ (188)	$	
NET ASSETS - ENDING BALANCE	$ 6,755,824	$ 7,119,890	$ 3,899,209	$ 3,899,209

Revenues Tie To				SCH 1, COL 4
Expenses Tie To				SCH 1, COL 6

THIS PAGE INTENTIONALLY LEFT BLANK

ENTERPRISE FUNDS

THIS PAGE INTENTIONALLY LEFT BLANK

State Controller Schedules
County Budget Act
January 2010

COUNTY OF KERN
Operation of Enterprise Fund
Fiscal Year 2012-13

Schedule 11

GOLF COURSE ENTERPRISE FUND
ENTERPRISE
Fund 35020
Budget Unit 8991

Operating Detail	Actual 2010-11	Actual 2011-12	CAO Recommended 2012-13	Adopted by the Board of Supervisors 2012-13
1	2	3	4	5
OPERATING REVENUES				
USE OF MONEY/PROPERTY	$ 14,282	$ 17,102	$ 15,000	$ 15,000
CHARGES FOR SERVICES	458,703	492,470	504,000	504,000
TOTAL OPERATING REVENUES	**$ 472,985**	**$ 509,572**	**$ 519,000**	**$ 519,000**
OPERATING EXPENSES				
SERVICES AND SUPPLIES	$ 204,869	$ 26,793	$ 475,400	$ 475,400
OTHER CHARGES	224,361	548,252	487,077	487,077
TOTAL OPERATING EXPENSES	**$ 429,230**	**$ 575,045**	**$ 962,477**	**$ 962,477**
OPERATING INCOME(LOSS)	**$ 43,755**	**$ (65,473)**	**$ (443,477)**	**$ (443,477)**
NON-OPERATING REVENUES (EXPENSES)				
OTHER NON-OPERATING REVENUE	$ 148,206	$ 148,206	$ 148,500	$ 148,500
TOTAL NON-OPERATING REVENUES (EXPENSES)	**$ 148,206**	**$ 148,206**	**$ 148,500**	**$ 148,500**
INCOME BEFORE CAPITAL CONTRIBUTIONS AND TRANSFERS	**$ 191,961**	**$ 82,733**	**$ (294,977)**	**$ (294,977)**
CHANGES IN NET ASSETS	**$ 191,961**	**$ 82,733**	**$ (294,977)**	**$ (294,977)**
NET ASSETS - BEGINNING BALANCE	$ 5,280,147	$ 5,074,666	$ 5,213,854	$ 5,213,854
ADJUSTMENTS TO RETAINED EARNINGS	$ (397,442)	$ 56,455	$	
NET ASSETS - ENDING BALANCE	$ 5,074,666	$ 5,213,854	$ 4,918,877	$ 4,918,877

Revenues Tie To	SCH 1, COL 4
Expenses Tie To	SCH 1, COL 6

State Controller Schedules
County Budget Act
January 2010

COUNTY OF KERN
Operation of Enterprise Fund
Fiscal Year 2012-13

Schedule 11

UNIVERSAL COLLECTION ENTERPRIS
ENTERPRISE
Fund 35052
Budget Unit 8992

Operating Detail	Actual 2010-11	Actual 2011-12	CAO Recommended 2012-13	Adopted by the Board of Supervisors 2012-13
1	2	3	4	5
OPERATING REVENUES				
TAXES	$ 10,437,839	$ 10,505,350	$ 9,542,270	$ 9,542,270
FINES AND FORFEITURES	164,600	145,013	146,400	146,400
USE OF MONEY/PROPERTY	36,390	33,729	20,700	20,700
CHARGES FOR SERVICES	(9,164)	(9,345)	(9,360)	(9,360)
TOTAL OPERATING REVENUES	**$ 10,629,665**	**$ 10,674,747**	**$ 9,700,010**	**$ 9,700,010**
OPERATING EXPENSES				
SERVICES AND SUPPLIES	$ 10,377,387	$ 10,543,833	$ 11,011,900	$ 11,011,900
OTHER CHARGES	30,963	19,578	35,500	35,500
TOTAL OPERATING EXPENSES	**$ 10,408,350**	**$ 10,563,411**	**$ 11,047,400**	**$ 11,047,400**
OPERATING INCOME(LOSS)	**$ 221,315**	**$ 111,336**	**$ (1,347,390)**	**$ (1,347,390)**
CHANGES IN NET ASSETS	**$ 221,315**	**$ 111,336**	**$ (1,347,390)**	**$ (1,347,390)**
NET ASSETS - BEGINNING BALANCE	$ 1,805,649	$ 2,026,964	$ 3,951,608	$ 3,951,608
ADJUSTMENTS TO RETAINED EARNINGS	$	$ 1,813,308	$	
NET ASSETS - ENDING BALANCE	$ 2,026,964	$ 3,951,608	$ 2,604,218	$ 2,604,218

Revenues Tie To	SCH 1, COL 4
Expenses Tie To	SCH 1, COL 6

State Controller Schedules
County Budget Act
January 2010

COUNTY OF KERN
Operation of Enterprise Fund
Fiscal Year 2012-13

Schedule 11

AIRPORT ENTERPRISE FUND
PUBLIC WAYS & FACILITIES
TRANSPORTATION TERMINALS Fund 35005
Budget Unit 8995

Operating Detail	Actual 2010-11	Actual 2011-12	CAO Recommended 2012-13	Adopted by the Board of Supervisors 2012-13
1	2	3	4	5
OPERATING REVENUES				
TAXES	$ 684,197	$ 570,574	$ 543,000	$ 543,000
LICENSES AND PERMITS	9,500	11,000	19,500	19,500
USE OF MONEY/PROPERTY	2,752,662	3,360,742	3,136,793	3,136,793
INTERGOVERNMENTAL	426,621	222,211	125,570	125,570
CHARGES FOR SERVICES	108,705	159,444	160,000	160,000
MISCELLANEOUS	261,064	174,980	502,504	502,504
TOTAL OPERATING REVENUES	**$ 4,242,749**	**$ 4,498,951**	**$ 4,487,367**	**$ 4,487,367**
OPERATING EXPENSES				
SALARIES AND BENEFITS	$ 1,650,387	$ 1,655,905	$ 2,097,367	$ 2,097,367
SERVICES AND SUPPLIES	1,447,767	1,538,597	2,314,885	2,314,885
OTHER CHARGES	4,240,753	4,337,836	4,766,015	4,766,015
NON-OPERATING EXPENSES	1,412,753	1,384,859	417,830	417,830
TOTAL OPERATING EXPENSES	**$ 8,751,660**	**$ 8,917,197**	**$ 9,596,097**	**$ 9,596,097**
OPERATING INCOME(LOSS)	**$ (4,508,911)**	**$ (4,418,246)**	**$ (5,108,730)**	**$ (5,108,730)**
NON-OPERATING REVENUES (EXPENSES)				
FINES, FORFEITURES & PENALTIES	$ 77	$ (152)	$ 60	$ 60
AID FROM OTHER GOVTS	3,934,821	1,387,322	1,316,870	1,316,870
AID FROM OTHER GOVTS	384,936	570,476	532,600	532,600
OTHER NON-OPERATING REVENUE	3,138,233	3,107,743	3,600,000	3,600,000
TOTAL NON-OPERATING REVENUES (EXPENSES)	**$ 7,458,067**	**$ 5,065,389**	**$ 5,449,530**	**$ 5,449,530**
INCOME BEFORE CAPITAL CONTRIBUTIONS AND TRANSFERS	**$ 2,949,156**	**$ 647,143**	**$ 340,800**	**$ 340,800**
TRANSFERS- IN/(OUT)	$ (1,816,888)	$ 191,750	$ 74,201	$ 74,201

State Controller Schedules
County Budget Act
January 2010

COUNTY OF KERN
Operation of Enterprise Fund
Fiscal Year 2012-13

Schedule 11

AIRPORT ENTERPRISE FUND
PUBLIC WAYS & FACILITIES
TRANSPORTATION TERMINALS Fund 35005
Budget Unit 8995

Operating Detail	Actual 2010-11	Actual 2011-12	CAO Recommended 2012-13	Adopted by the Board of Supervisors 2012-13
1	2	3	4	5
CHANGES IN NET ASSETS	**$ 1,132,268**	**$ 838,893**	**$ 415,001**	**$ 415,001**
CAPITAL ASSETS	$ 480,520	$ 103,119	$ 400,000	$ 400,000
NET ASSETS - BEGINNING BALANCE	$ 51,463,733	$ 55,794,109	$ 56,456,626	$ 56,456,626
ADJUSTMENTS TO RETAINED EARNINGS	$ 3,198,108	$ (176,376)	$	$
NET ASSETS - ENDING BALANCE	$ 55,794,109	$ 56,456,626	$ 56,871,627	$ 56,871,627

Revenues Tie To	SCH 1, COL 4
Expenses Tie To	SCH 1, COL 6

State Controller Schedules
County Budget Act
January 2010

COUNTY OF KERN
Operation of Enterprise Fund
Fiscal Year 2012-13

Schedule 11

KERN MEDICAL CENTER ENTERPRISE
Fund 35030
Budget Unit 8997

Operating Detail	Actual 2010-11	Actual 2011-12	CAO Recommended 2012-13	Adopted by the Board of Supervisors 2012-13
1	2	3	4	5
OPERATING REVENUES				
PATIENT REVENUE (NET)	$ 645,288,418	$ 623,070,926	$ 652,129,293	$ 652,129,293
DEDUCTIONS FROM REVENUE	(538,395,132)	(512,643,639)	(532,400,000)	(532,400,000)
USE OF MONEY/PROPERTY	16,327	10,420	16,004	16,004
INTERGOVERNMENTAL	167,918,040	129,963,498	133,000,000	133,000,000
CHARGES FOR SERVICES	2,868,218	3,918,577	3,609,147	3,609,147
MISCELLANEOUS	22,595,279	15,143,443	47,292,997	47,292,997
TOTAL OPERATING REVENUES	**$ 300,291,150**	**$ 259,463,225**	**$ 303,647,441**	**$ 303,647,441**
OPERATING EXPENSES				
SALARIES AND BENEFITS	$ 177,707,715	$ 185,389,800	$ 199,381,273	$ 199,381,273
SERVICES AND SUPPLIES	70,125,953	83,836,230	89,675,907	89,675,907
OTHER CHARGES	42,859,773	45,559,432	60,111,155	60,111,155
NON-OPERATING EXPENSES	13,323,914	3,740,332	595,980	595,980
EXPEND. REIMB.			(6,433,011)	(6,433,011)
TOTAL OPERATING EXPENSES	**$ 304,017,355**	**$ 318,525,794**	**$ 343,331,304**	**$ 343,331,304**
OPERATING INCOME(LOSS)	**$ (3,726,205)**	**$ (59,062,569)**	**$ (39,683,863)**	**$ (39,683,863)**
NON-OPERATING REVENUES (EXPENSES)				
FINES, FORFEITURES & PENALTIES	$ 9,799	$ 4,865	$ 4,252	$ 4,252
OTHER NON-OPERATING REVENUE	4,770,113	7,927,675	5,190,000	5,190,000
TOTAL NON-OPERATING REVENUES (EXPENSES)	**$ 4,779,912**	**$ 7,932,540**	**$ 5,194,252**	**$ 5,194,252**
INCOME BEFORE CAPITAL CONTRIBUTIONS AND TRANSFERS	**$ 1,053,707**	**$ (51,130,029)**	**$ (34,489,611)**	**$ (34,489,611)**
TRANSFERS- IN/(OUT)	$ 35,853,430	$ 37,089,828	$ 37,503,780	$ 37,503,780
CHANGES IN NET ASSETS	**$ 36,907,137**	**$ (14,040,201)**	**$ 3,014,169**	**$ 3,014,169**

State Controller Schedules
County Budget Act
January 2010

COUNTY OF KERN
Operation of Enterprise Fund
Fiscal Year 2012-13

Schedule 11

			KERN MEDICAL CENTER ENTERPRISE Fund 35030 Budget Unit 8997	
Operating Detail	Actual 2010-11	Actual 2011-12	CAO Recommended 2012-13	Adopted by the Board of Supervisors 2012-13
1	2	3	4	5
CAPITAL ASSETS	$ 5,884,296	$ 3,384,474	$ 3,014,169	$ 3,014,169
NET ASSETS - BEGINNING BALANCE	$ (31,795,233)	$ 15,684,329	$ 802,847	$ 802,847
ADJUSTMENTS TO RETAINED EARNINGS	$ 10,572,425	$ (841,281)	$	$
NET ASSETS - ENDING BALANCE	$ 15,684,329	$ 802,847	$ 3,817,016	$ 3,817,016

Revenues Tie To	SCH 1, COL 4
Expenses Tie To	SCH 1, COL 6

State Controller Schedules County Budget Act January 2010	COUNTY OF KERN Operation of Enterprise Fund Fiscal Year 2012-13			Schedule 11
			PUBLIC TRANSPORTATION ENTERPRISE Fund 35060 Budget Unit 8998	
Operating Detail	Actual 2010-11	Actual 2011-12	CAO Recommended 2012-13	Adopted by the Board of Supervisors 2012-13
1	2	3	4	5
OPERATING REVENUES				
USE OF MONEY/PROPERTY	$ 59,783	$ 80,293	$ 63,109	$ 63,109
INTERGOVERNMENTAL	2,947,952	2,752,468	4,988,382	4,988,382
CHARGES FOR SERVICES	797,434	899,095	830,000	830,000
MISCELLANEOUS	108,805	6,892	306,087	306,087
TOTAL OPERATING REVENUES	**$ 3,913,974**	**$ 3,738,748**	**$ 6,187,578**	**$ 6,187,578**
OPERATING EXPENSES				
SALARIES AND BENEFITS	$ 335,087	$ 350,245	$ 463,739	$ 463,739
SERVICES AND SUPPLIES	6,026,500	6,940,196	7,551,750	7,551,750
OTHER CHARGES	721,062	773,461	1,185,505	1,185,505
TOTAL OPERATING EXPENSES	**$ 7,082,649**	**$ 8,063,902**	**$ 9,200,994**	**$ 9,200,994**
OPERATING INCOME(LOSS)	**$ (3,168,675)**	**$ (4,325,154)**	**$ (3,013,416)**	**$ (3,013,416)**
NON-OPERATING REVENUES (EXPENSES)				
TAXES AND ASSESSMENTS	$ 4,901,531	$ 4,295,740	$ 5,536,203	$ 5,536,203
OTHER NON-OPERATING REVENUE	656,462	747,100	1,176,644	1,176,644
GAIN/(LOSS) ON SALE OF CAPITAL ASSETS		32,885	24,663	24,663
TOTAL NON-OPERATING REVENUES (EXPENSES)	**$ 5,557,993**	**$ 5,075,725**	**$ 6,737,510**	**$ 6,737,510**
INCOME BEFORE CAPITAL CONTRIBUTIONS AND TRANSFERS	**$ 2,389,318**	**$ 750,571**	**$ 3,724,094**	**$ 3,724,094**
CHANGES IN NET ASSETS	**$ 2,389,318**	**$ 750,571**	**$ 3,724,094**	**$ 3,724,094**
CAPITAL ASSETS	$ 253,459	$ 3,584,564	$ 3,529,107	$ 3,529,107
NET ASSETS - BEGINNING BALANCE	$ 5,173,509	$ 7,053,718	$ 455,417	$ (2,395,599)

State Controller Schedules
County Budget Act
January 2010

COUNTY OF KERN
Operation of Enterprise Fund
Fiscal Year 2012-13

Schedule 11

			PUBLIC TRANSPORTATION ENTERPRISE Fund 35060 Budget Unit 8998	
Operating Detail	Actual 2010-11	Actual 2011-12	CAO Recommended 2012-13	Adopted by the Board of Supervisors 2012-13
1	2	3	4	5
ADJUSTMENTS TO RETAINED EARNINGS	$ (509,109)	$ (7,348,872)	$	$
NET ASSETS - ENDING BALANCE	$ 7,053,718	$ 455,417	$ 4,179,511	$ 5,052,589

Revenues Tie To	SCH 1, COL 4
Expenses Tie To	SCH 1, COL 6

State Controller Schedules County Budget Act January 2010	COUNTY OF KERN Operation of Enterprise Fund Fiscal Year 2012-13			Schedule 11
			SOLID WASTE MGMT ENTERPRISE FD ENTERPRISE Fund 35050 Budget Unit 8999	
Operating Detail	Actual 2010-11	Actual 2011-12	CAO Recommended 2012-13	Adopted by the Board of Supervisors 2012-13
1	2	3	4	5
OPERATING REVENUES				
TAXES	$ 19,908,445	$ 20,691,585	$ 21,984,931	$ 21,984,931
FINES AND FORFEITURES	260,256	241,302	224,593	224,593
USE OF MONEY/PROPERTY	622,085	518,720	534,789	534,789
INTERGOVERNMENTAL	218,269	533,307	219,500	219,500
CHARGES FOR SERVICES	14,054,070	14,800,554	14,853,496	14,853,496
MISCELLANEOUS	695,234	629,454	700,000	700,000
TOTAL OPERATING REVENUES	**$ 35,758,359**	**$ 37,414,922**	**$ 38,517,309**	**$ 38,517,309**
OPERATING EXPENSES				
SALARIES AND BENEFITS	$ 11,916,225	$ 12,572,957	$ 13,458,398	$ 13,458,398
SERVICES AND SUPPLIES	14,895,014	14,797,677	18,999,771	18,999,771
OTHER CHARGES	5,845,150	5,289,978	7,689,203	7,689,203
TOTAL OPERATING EXPENSES	**$ 32,656,389**	**$ 32,660,612**	**$ 40,147,372**	**$ 40,147,372**
OPERATING INCOME(LOSS)	**$ 3,101,970**	**$ 4,754,310**	**$ (1,630,063)**	**$ (1,630,063)**
NON-OPERATING REVENUES (EXPENSES)				
OTHER NON-OPERATING REVENUE	$ 2,823,191	$ 2,598,342	$ 3,828,000	$ 3,828,000
TOTAL NON-OPERATING REVENUES (EXPENSES)	**$ 2,823,191**	**$ 2,598,342**	**$ 3,828,000**	**$ 3,828,000**
INCOME BEFORE CAPITAL CONTRIBUTIONS AND TRANSFERS	**$ 5,925,161**	**$ 7,352,652**	**$ 2,197,937**	**$ 2,197,937**
TRANSFERS- IN/(OUT)	$	$	$ (93,094)	$ (93,094)
CHANGES IN NET ASSETS	**$ 5,925,161**	**$ 7,352,652**	**$ 2,104,843**	**$ 2,104,843**
CAPITAL ASSETS	$ 6,501,622	$ 6,453,828	$ 11,209,892	$ 11,209,892
NET ASSETS - BEGINNING BALANCE	$ 100,559,240	$ 105,879,267	$ 74,034,269	$ 74,034,269
ADJUSTMENTS TO RETAINED EARNINGS	$ (605,134)	$ (39,197,650)	$	$
NET ASSETS - ENDING BALANCE	$ 105,879,267	$ 74,034,269	$ 76,139,112	$ 76,139,112

Revenues Tie To	SCH 1, COL 4
Expenses Tie To	SCH 1, COL 6

State Controller Schedules County Budget Act January 2010	COUNTY OF KERN Operation of Enterprise Fund Fiscal Year 2012-13				Schedule 11
				SOLID WASTE MGMT ENTERPRISE FD ENTERPRISE Fund 35050 Budget Unit 8999	
Operating Detail		Actual 2010-11	Actual 2011-12	CAO Recommended 2012-13	Adopted by the Board of Supervisors 2012-13
1		2	3	4	5
CANCELLATION OF RESERVES/DESIGNATIONS					
2183	DESIG-ARVIN SLF CLOS/POSTCLOS	$ 6,808,190	$	$ 1,224,596	$ 1,224,596
2184	DESIG-BENA SLF PH 1 CLOSURE/PC			5,427,270	5,427,270
2186	DESIG-BUTTONWILLOW SLF CLOS/PC		70,537		
2187	DESIG-CHINA GRADE SLF CLOSURE/	778,728			
2191	DESIG-LOST HILLS SLF CLOS/PC		17,252		
TOTAL CANCELLATION OF RESERVES/DESIGNATIONS		**$ 7,586,918**	**$ 87,789**	**$ 6,651,866**	**$ 6,651,866**
INCREASES TO RESERVES/DESIGNATIONS					
2177	DESIG-BENA SLF PH2A CLOSURE/PC	$ 291,344	$ 225,543	$ 599,236	$ 599,236
2184	DESIG-BENA SLF PH 1 CLOSURE/PC			21,502	21,502
2193	DESIG-MOJAVE-ROSAMOND SLF C/PC			329,241	329,241
2194	DESIG-RIDGECRST-INYOKRN SLF C/			183,675	183,675
2195	DESIG-SHFTR-SCO SLF CLOSURE/PC			306,191	306,191
2196	DESIG-TAFT SLF CLOSURE/POSTCLO			161,358	161,358
2198	DESIG-CAPITAL PROJECTS			3,542,888	3,542,888
TOTAL INCREASES TO RESERVES/DESIGNATIONS		**$ 291,344**	**$ 225,543**	**$ 5,144,091**	**$ 5,144,091**

PUBLIC EMPLOYMENT

GRANT PROGRAM

THIS PAGE INTENTIONALLY LEFT BLANK

State Controller Schedules
County Budget Act
January 2010

COUNTY OF KERN
Special Districts and Other Agencies Summary
Fiscal Year 2012-13

Schedule 12

District Name	Total Financing Sources				Total Financing Uses		
	Fund Balance Available June 30, 2012	Decreases to Obligated Fund Balances	Additional Financing Sources	Total Financing Sources	Financing Uses	Increases to Obligated Fund Balances	Total Financing Uses
1	2	3	4	5	6	7	8
PUBLIC EMPLOYMENT GRANT PROGRAMS							
29055 EMP TRNG RESOURCE-NON-WIA	$ 272,381	$ 255,619	$ 62,000	$ 590,000	$ 590,000	$	$ 590,000
29060 EMPLOYERS TRNG RESOURCE-WIA			18,559,849	18,559,849	18,559,849		18,559,849
TOTAL PUBLIC EMPLOYMENT GRANT PROGRAMS	**$ 272,381**	**$ 255,619**	**$ 18,621,849**	**$ 19,149,849**	**$ 19,149,849**	**$**	**$ 19,149,849**

Arithmetic Results				COL 2+3+4 COL 5 = COL 8			COL 6+7 COL 5 = COL 8
Totals Transferred From	SCH 13, COL 6	SCH 14, COL 4	SCH 15, COL 5	SCH 15, COL 5		SCH 14, COL 6	SCH 15, COL 5
Totals Transferred To	SCH 1, COL 2	SCH 1, COL 3	SCH 1, COL 4	SCH 1, COL 5	SCH 1, COL 6	SCH 1, COL 7	SCH 1, COL 8

State Controller Schedules
County Budget Act
January 2010

COUNTY OF KERN
Fund Balance - Special Districts and Other Agencies
Fiscal Year 2012-13

Schedule 13

District Name	Total Fund Balance June 30, 2012	Less: Obligated Fund Balances			Fund Balance Available June 30, 2012 Actual
		Encumbrances	Nonspendable/ Restricted/ Committed	Assigned	
1	2	3	4	5	6
PUBLIC EMPLOYMENT GRANT PROGRAMS					
29055 EMP TRNG RESOURCE-NON-WIA	$ 600,695	$	$	$ 328,314	$ 272,381
29060 EMPLOYERS TRNG RESOURCE-WIA	13,072	13,072			
TOTAL PUBLIC EMPLOYMENT GRANT PROGRAMS	**$ 613,767**	**$ 13,072**	**$**	**$ 328,314**	**$ 272,381**

Arithimetic Results					COL 2-3-4-5
Totals Transferred From			SCH 14, COL 2	SCH 14, COL 2	
Totals Transferred To					SCH 1, COL 2 SCH 12, COL 2

State Controller Schedules
County Budget Act
January 2010

COUNTY OF KERN
Special Districts and other Agencies
Obligated Fund Balances
Fiscal Year 2012-13

Schedule 14

District Name	Obligated Fund Balances June 30, 2012	Decreases or Cancellations		Increases or New		Total Obligated Fund Balances for the Budget Year
		CAO Recommended	Adopted by the Board of Supervisors	CAO Recommended	Adopted by the Board of Supervisors	
1	2	3	4	5	6	7
29055 EMP TRNG RESOURCE-NON-WIA						
2173 DESIG-GENERAL	$ 328,314	$ 255,619	$ 255,619	$	$	$ 72,695
TOTAL EMP TRNG RESOURCE-NON-WIA	**$ 328,314**	**$ 255,619**	**$ 255,619**	**$**	**$**	**$ 72,695**
	$ 328,314	**$ 255,619**	**$ 255,619**	**$**	**$**	**$ 72,695**
TOTAL SPECIAL DISTRICTS AND OTHER AGENCIES	**$ 328,314**	**$ 255,619**	**$ 255,619**	**$**	**$**	**$ 72,695**
Arithmetic Results						COL 2-4+6
Total Transferred To	SCH 13, COL'S 4&5		SCH 12, COL 3 SCH1, COL 3		SCH 12, COL 7 SCH1, COL 7	

State Controller Schedules
County Budget Act
January 2010

COUNTY OF KERN
Special Districts and Other Agencies
Financing Sources and Uses by Budget Unit by Object
Fiscal Year 2012-13

Schedule 15

EMPLOYERS TRNG RESOURCE- JTPA
PUBLIC ASSISTANCE
PUBLIC EMPOYMENT GRANT PROGRAMS
Fund 29060
Budget Unit 8907

Detail by Revenue Category and Expenditure Object	Actual 2010-11	Actual 2011-12	CAO Recommended 2012-13	Adopted by the Board of Supervisors 2012-13
1	2	3	4	5
USE OF MONEY/PROPERTY	$ 5,595	$ 3,000	$ 5,000	$ 5,000
INTERGOVERNMENTAL	14,269,906	15,915,899	17,042,021	17,042,021
CHARGES FOR SERVICES	3,467,842	819,435	826,328	826,328
MISCELLANEOUS	6,060	6,815	1,500	1,500
OTHER FINANCING SOURCES	2,830,650	112,363	685,000	685,000
NON-REVENUE RECEIPTS		67,047		
TOTAL REVENUE	**$ 20,580,053**	**$ 16,924,559**	**$ 18,559,849**	**$ 18,559,849**
SERVICES & SUPPLIES	$ 1,110,862	$	$	$
OTHER CHARGES	9,104,125	7,175,270	7,049,914	7,049,914
OTHER FINANCING USES	12,119,124	11,146,011	11,509,935	11,509,935
TOTAL EXPENDITURES/APPROPRIATIONS	**$ 22,334,111**	**$ 18,321,281**	**$ 18,559,849**	**$ 18,559,849**
NET COST	**$ (1,754,058)**	**$ (1,396,722)**	**$**	**$**

State Controller Schedules
County Budget Act
January 2010

COUNTY OF KERN
Special Districts and Other Agencies
Financing Sources and Uses by Budget Unit by Object
Fiscal Year 2012-13

Schedule 15

EMP TRNG RESOURCE-NON-JTPA
PUBLIC ASSISTANCE
PUBLIC EMPOYMENT GRANT PROGRAMS
Fund 29055
Budget Unit 8916

Detail by Revenue Category and Expenditure Object	Actual 2010-11	Actual 2011-12	CAO Recommended 2012-13	Adopted by the Board of Supervisors 2012-13
1	2	3	4	5
USE OF MONEY/PROPERTY	$ 6,310	$ 4,668	$ 10,000	$ 10,000
MISCELLANEOUS	100,000	34,211	50,000	50,000
OTHER FINANCING SOURCES		2,110	2,000	2,000
TOTAL REVENUE	**$ 106,310**	**$ 40,989**	**$ 62,000**	**$ 62,000**
SERVICES & SUPPLIES	$ 24,592	$ 7,841	$ 100,000	$ 100,000
OTHER CHARGES	109,767		50,000	50,000
OTHER FINANCING USES			440,000	440,000
TOTAL EXPENDITURES/APPROPRIATIONS	**$ 134,359**	**$ 7,841**	**$ 590,000**	**$ 590,000**
NET COST	**$ (28,049)**	**$ 33,148**	**$ (528,000)**	**$ (528,000)**

THIS PAGE INTENTIONALLY LEFT BLANK

COMMUNITY DEVELOPMENT

GRANT PROGRAM

THIS PAGE INTENTIONALLY LEFT BLANK

State Controller Schedules
County Budget Act
January 2010

COUNTY OF KERN
Special Districts and Other Agencies Summary
Fiscal Year 2012-13

Schedule 12

District Name	Total Financing Sources				Total Financing Uses		
	Fund Balance Available June 30, 2012	Decreases to Obligated Fund Balances	Additional Financing Sources	Total Financing Sources	Financing Uses	Decreases to Obligated Fund Balances	Total Financing Uses
1	2	3	4	5	6	7	8
COMMUNITY DEVELOPMENT GRANT PROGRAMS							
24049 INDUSTRIAL DEV AUTHORITY PRGM	$	$	$ 50	$ 50	$ 50	$	$ 50
26002 ARRA CD-HPRP GRANT			284,986	284,986	284,986		284,986
29074 CD-EMERGENCY SHELTER GRANT			764,421	764,421	764,421		764,421
29075 CD-NSP GRANT			662,098	662,098	662,098		662,098
29076 CD-NSP3 GRANT			3,175,439	3,175,439	3,175,439		3,175,439
29080 COMMUNITY DEVELOPMENT PROG TR	609		10,808,686	10,809,295	10,809,295		10,809,295
29085 COM DEV-ECON DEV REV LOAN FND	422,349			422,349	422,349		422,349
29086 CD-HOME INVESTMENT TRUST	48,378		5,355,352	5,403,730	5,403,730		5,403,730
TOTAL COMMUNITY DEVELOPMENT GRANT PROGRAMS	**$ 471,336**	**$**	**$ 21,051,032**	**$ 21,522,368**	**$ 21,522,368**	**$**	**$ 21,522,368**

Arithmetic Results				COL 2+3+4 COL 5 = COL 8			COL 6+7 COL 5 = COL 8
Totals Transferred From	SCH 13, COL 6	SCH 14, COL 4	SCH 15, COL 5	SCH 15, COL 5		SCH 14, COL 6	SCH 15, COL 5
Totals Transferred To	SCH 1, COL 2	SCH 1, COL 3	SCH 1, COL 4	SCH 1, COL 5	SCH 1, COL 6	SCH 1, COL 7	SCH 1, COL 8

State Controller Schedules
County Budget Act
January 2010

COUNTY OF KERN
Fund Balance - Special Districts and Other Agencies
Fiscal Year 2012-13

Schedule 13

District Name	Total Fund Balance June 30, 2012	Less: Obligated Fund Balances			Fund Balance Available June 30, 2012 Actual
		Encumbrances	Nonspendable/ Restricted/ Committed	Assigned	
1	2	3	4	5	6
COMMUNITY DEVELOPMENT GRANT PROGRAMS					
29080 COMMUNITY DEVELOPMENT PROG TR	$ 609	$	$	$	$ 609
29085 COM DEV-ECON DEV REV LOAN FND	422,349				422,349
29086 CD-HOME INVESTMENT TRUST	48,378				48,378
29089 CD-OTHER FUNDING SOURCE	80,149			80,149	
TOTAL COMMUNITY DEVELOPMENT GRANT PROGRAMS	**$ 551,485**	**$**	**$**	**$ 80,149**	**$ 471,336**

Arithimetic Results					COL 2-3-4-5
Totals Transferred From			SCH 14, COL 2	SCH 14, COL 2	
Totals Transferred To					SCH 1, COL 2 SCH 12, COL 2

State Controller Schedules
County Budget Act
January 2010

COUNTY OF KERN
Special Districts and Other Agencies
Financing Sources and Uses by Budget Unit by Object
Fiscal Year 2012-13

Schedule 15

COMMUNITY DEVELOPMENT PROG TR
PUBLIC ASSISTANCE
COMMUNITY DEVELOPMENT GRANT PROGRAMS
Fund 29080
Budget Unit 8920

Detail by Revenue Category and Expenditure Object	Actual 2010-11	Actual 2011-12	CAO Recommended 2012-13	Adopted by the Board of Supervisors 2012-13
1	2	3	4	5
INTERGOVERNMENTAL	$ 6,195,571	$ 4,035,502	$ 10,643,686	$ 10,643,686
MISCELLANEOUS	87,005	130,160	160,000	160,000
OTHER FINANCING SOURCES	840	1,746	5,000	5,000
TOTAL REVENUE	**$ 6,283,416**	**$ 4,167,408**	**$ 10,808,686**	**$ 10,808,686**
APPROPRIATION FR CONTINGENCIES	$	$	$ 1,969,832	$ 1,969,832
SERVICES & SUPPLIES	3,548,913	1,768,173	6,960,841	6,960,841
OTHER FINANCING USES	2,741,013	2,392,906	1,878,622	1,878,622
TOTAL EXPENDITURES/APPROPRIATIONS	**$ 6,289,926**	**$ 4,161,079**	**$ 10,809,295**	**$ 10,809,295**
NET COST	**$ (6,510)**	**$ 6,329**	**$ (609)**	**$ (609)**

State Controller Schedules
County Budget Act
January 2010

COUNTY OF KERN
Special Districts and Other Agencies
Financing Sources and Uses by Budget Unit by Object
Fiscal Year 2012-13

Schedule 15

COMM DEV-ECON DEV REV LOAN FND
PUBLIC ASSISTANCE
COMMUNITY DEVELOPMENT GRANT PROGRAMS
Fund 29085
Budget Unit 8921

Detail by Revenue Category and Expenditure Object	Actual 2010-11	Actual 2011-12	CAO Recommended 2012-13	Adopted by the Board of Supervisors 2012-13
1	2	3	4	5
TOTAL REVENUE	**$**	**$**	**$**	**$**
SERVICES & SUPPLIES	$	$	$ 422,349	$ 422,349
TOTAL EXPENDITURES/APPROPRIATIONS	**$**	**$**	**$ 422,349**	**$ 422,349**
NET COST	**$**	**$**	**$ (422,349)**	**$ (422,349)**

State Controller Schedules
County Budget Act
January 2010

COUNTY OF KERN
Special Districts and Other Agencies
Financing Sources and Uses by Budget Unit by Object
Fiscal Year 2012-13

Schedule 15

INDUSTRIAL DEVE AUTHORITY
PUBLIC ASSISTANCE
COMMUNITY DEVELOPMENT GRANT PROGRAMS
Fund 24049
Budget Unit 8925

Detail by Revenue Category and Expenditure Object	Actual 2010-11	Actual 2011-12	CAO Recommended 2012-13	Adopted by the Board of Supervisors 2012-13
1	2	3	4	5
USE OF MONEY/PROPERTY	$ 196	$ 62	$ 50	$ 50
TOTAL REVENUE	**$ 196**	**$ 62**	**$ 50**	**$ 50**
OTHER FINANCING USES	$ 9,678	$ 8,823	$ 50	$ 50
TOTAL EXPENDITURES/APPROPRIATIONS	**$ 9,678**	**$ 8,823**	**$ 50**	**$ 50**
NET COST	**$ (9,482)**	**$ (8,761)**	**$**	

State Controller Schedules
County Budget Act
January 2010

COUNTY OF KERN
Special Districts and Other Agencies
Financing Sources and Uses by Budget Unit by Object
Fiscal Year 2012-13

Schedule 15

CD-NSP3 GRANT
PUBLIC ASSISTANCE
OTHER ASSISTANCE
Fund 29076
Budget Unit 8931

Detail by Revenue Category and Expenditure Object	Actual 2010-11	Actual 2011-12	CAO Recommended 2012-13	Adopted by the Board of Supervisors 2012-13
1	2	3	4	5
INTERGOVERNMENTAL	$ 31,715	$ 1,994,883	$ 3,175,439	$ 3,175,439
TOTAL REVENUE	**$ 31,715**	**$ 1,994,883**	**$ 3,175,439**	**$ 3,175,439**
SERVICES & SUPPLIES	$	$ 1,922,173	$ 3,017,828	$ 3,017,828
OTHER FINANCING USES	31,715	72,710	157,611	157,611
TOTAL EXPENDITURES/APPROPRIATIONS	**$ 31,715**	**$ 1,994,883**	**$ 3,175,439**	**$ 3,175,439**
NET COST	**$**	**$**	**$**	**$**

State Controller Schedules
County Budget Act
January 2010

COUNTY OF KERN
Special Districts and Other Agencies
Financing Sources and Uses by Budget Unit by Object
Fiscal Year 2012-13

Schedule 15

CD= EMERGENCY SHELTER GRANT
PUBLIC ASSISTANCE
COMMUNITY DEVELOPMENT GRANT
PROGRAMS
Fund 29074
Budget Unit 8932

Detail by Revenue Category and Expenditure Object	Actual 2010-11	Actual 2011-12	CAO Recommended 2012-13	Adopted by the Board of Supervisors 2012-13
1	2	3	4	5
INTERGOVERNMENTAL	$ 172,024	$ 218,729	$ 764,421	$ 764,421
TOTAL REVENUE	**$ 172,024**	**$ 218,729**	**$ 764,421**	**$ 764,421**
SERVICES & SUPPLIES	$ 165,291	$ 193,816	$ 736,815	$ 736,815
OTHER FINANCING USES	6,733	24,913	27,606	27,606
TOTAL EXPENDITURES/APPROPRIATIONS	**$ 172,024**	**$ 218,729**	**$ 764,421**	**$ 764,421**
NET COST	**$**	**$**	**$**	**$**

State Controller Schedules
County Budget Act
January 2010

COUNTY OF KERN
Special Districts and Other Agencies
Financing Sources and Uses by Budget Unit by Object
Fiscal Year 2012-13

Schedule 15

CD-NSP GRANT
PUBLIC ASSISTANCE
OTHER ASSISTANCE
Fund 29075
Budget Unit 8933

Detail by Revenue Category and Expenditure Object	Actual 2010-11	Actual 2011-12	CAO Recommended 2012-13	Adopted by the Board of Supervisors 2012-13
1	2	3	4	5
INTERGOVERNMENTAL	$ 5,108,660	$ 4,043,394	$ 662,098	$ 662,098
TOTAL REVENUE	**$ 5,108,660**	**$ 4,043,394**	**$ 662,098**	**$ 662,098**
SERVICES & SUPPLIES	$ 5,003,320	$ 3,987,900	$ 576,435	$ 576,435
OTHER FINANCING USES	105,338	55,494	85,663	85,663
TOTAL EXPENDITURES/APPROPRIATIONS	**$ 5,108,658**	**$ 4,043,394**	**$ 662,098**	**$ 662,098**
NET COST	**$ 2**	**$**	**$**	**$**

State Controller Schedules
County Budget Act
January 2010

COUNTY OF KERN
Special Districts and Other Agencies
Financing Sources and Uses by Budget Unit by Object
Fiscal Year 2012-13

Schedule 15

ARRA CD-HPRP
PUBLIC ASSISTANCE
OTHER ASSISTANCE
Fund 26002
Budget Unit 8934

Detail by Revenue Category and Expenditure Object	Actual 2010-11	Actual 2011-12	CAO Recommended 2012-13	Adopted by the Board of Supervisors 2012-13
1	2	3	4	5
INTERGOVERNMENTAL	$ 773,376	$ 957,863	$ 284,986	$ 284,986
TOTAL REVENUE	**$ 773,376**	**$ 957,863**	**$ 284,986**	**$ 284,986**
SERVICES & SUPPLIES	$ 498,624	$ 905,045	$ 281,661	$ 281,661
OTHER FINANCING USES	292,225	35,345	3,325	3,325
TOTAL EXPENDITURES/APPROPRIATIONS	**$ 790,849**	**$ 940,390**	**$ 284,986**	**$ 284,986**
NET COST	**$ (17,473)**	**$ 17,473**	**$**	

State Controller Schedules
County Budget Act
January 2010

COUNTY OF KERN
Special Districts and Other Agencies
Financing Sources and Uses by Budget Unit by Object
Fiscal Year 2012-13

Schedule 15

ARRA CDBG-R GRANT
PUBLIC ASSISTANCE
OTHER ASSISTANCE
Fund 26003
Budget Unit 8935

Detail by Revenue Category and Expenditure Object	Actual 2010-11	Actual 2011-12	CAO Recommended 2012-13	Adopted by the Board of Supervisors 2012-13
1	2	3	4	5
INTERGOVERNMENTAL	$ 938,421	$	$	$
TOTAL REVENUE	**$ 938,421**	**$**	**$**	**$**
SERVICES & SUPPLIES	$ 732,417	$	$	$
OTHER FINANCING USES	206,005			
TOTAL EXPENDITURES/APPROPRIATIONS	**$ 938,422**	**$**	**$**	**$**
NET COST	**$ (1)**	**$**	**$**	**$**

State Controller Schedules
County Budget Act
January 2010

COUNTY OF KERN
Special Districts and Other Agencies
Financing Sources and Uses by Budget Unit by Object
Fiscal Year 2012-13

Schedule 15

CD-HOME INVESTMENT TRUST
PUBLIC ASSISTANCE
COMMUNITY DEVELOPMENT GRANT PROGRAMS
Fund 29086
Budget Unit 8936

Detail by Revenue Category and Expenditure Object	Actual 2010-11	Actual 2011-12	CAO Recommended 2012-13	Adopted by the Board of Supervisors 2012-13
1	2	3	4	5
INTERGOVERNMENTAL	$ 4,341,886	$ 1,442,505	$ 5,005,352	$ 5,005,352
MISCELLANEOUS	120,843	135,191	350,000	350,000
TOTAL REVENUE	**$ 4,462,729**	**$ 1,577,696**	**$ 5,355,352**	**$ 5,355,352**
APPROPRIATION FR CONTINGENCIES	$	$	$ 858,179	$ 858,179
SERVICES & SUPPLIES	4,312,219	1,269,848	4,396,361	4,396,361
OTHER FINANCING USES	209,142	260,931	149,190	149,190
TOTAL EXPENDITURES/APPROPRIATIONS	**$ 4,521,361**	**$ 1,530,779**	**$ 5,403,730**	**$ 5,403,730**
NET COST	**$ (58,632)**	**$ 46,917**	**$ (48,378)**	**$ (48,378)**

THIS PAGE INTENTIONALLY LEFT BLANK

SPECIAL DISTRICTS

GOVERNED BY THE BOARD OF SUPERVISORS

THIS PAGE INTENTIONALLY LEFT BLANK

State Controller Schedules
County Budget Act
January 2010

COUNTY OF KERN
Special Districts and Other Agencies Summary
Fiscal Year 2012-13

Schedule 12

District Name	Total Financing Sources				Total Financing Uses		
	Fund Balance Available June 30, 2012	Decreases to Obligated Fund Balances	Additional Financing Sources	Total Financing Sources	Financing Uses	Increases to Obligated Fund Balances	Total Financing Uses
1	2	3	4	5	6	7	8
COUNTY SERVICE AREAS							
40515 COUNTY SERVICE AREA #3	$ 378	$	$ 1,947	$ 2,325	$ 2,315	$ 10	$ 2,325
40520 COUNTY SERVICE AREA #4	1,229		6,236	7,465	7,300	165	7,465
40525 COUNTY SERVICE AREA #5	821	2,561	2,084	5,466	5,466		5,466
40530 COUNTY SERVICE AREA #6	2,620	18,082	15,446	36,148	16,500	19,648	36,148
40535 COUNTY SERVICE AREA #7	67	1,095	486	1,648	700	948	1,648
40540 COUNTY SERVICE AREA #8	3,333		16,256	19,589	17,700	1,889	19,589
40545 COUNTY SERVICE AREA #9	7,487	1,207	23,806	32,500	32,500		32,500
40548 COUNTY SERVICE AREA #10 ZONE 6	11,491		2,611	14,102	6,530	7,572	14,102
40550 COUNTY SERVICE AREA #10	3,496	341	20,063	23,900	23,900		23,900
40555 COUNTY SERVICE AREA #11	5,507	3,496	26,797	35,800	35,800		35,800
40556 COUNTY SERVICE AREA #11 ZONE 4	12,030	11,909	159,724	183,663	183,663		183,663
40557 COUNTY SERVICE AREA #11 ZONE 5	5,735		4,821	10,556	7,000	3,556	10,556
40561 COUNTY SERVICE AREA #12.2	1,983			1,983	1,983		1,983
40565 COUNTY SERVICE AREA #12.6	8,320			8,320	8,320		8,320
40568 COUNTY SERVICE AREA #12.9	7,243			7,243	7,243		7,243
40572 COUNTY SERVICE AREA #12.1 ZN 1	3,438			3,438	3,438		3,438
40595 COUNTY SERVICE AREA #13	553	438	1,759	2,750	2,750		2,750
40600 COUNTY SERVICE AREA #14	18,213		5,643	23,856	19,565	4,291	23,856
40605 COUNTY SERVICE AREA #15	2,530	16,836	6,634	26,000	26,000		26,000
40607 COUNTY SERVICE AREA #15 ZONE 5	1,755		475	2,230	1,900	330	2,230
40609 COUNTY SERVICE AREA #15 ZONE 4	247		2,397	2,644	2,398	246	2,644
40610 COUNTY SERVICE AREA #16	(15,406)		44,330	28,924	21,000	7,924	28,924
40615 COUNTY SERVICE AREA #17	11,448		54,245	65,693	63,000	2,693	65,693
40616 COUNTY SERVICE AREA #17 ZONE 1	49,218		25,463	74,681	60,000	14,681	74,681
40617 COUNTY SERVICE AREA #17 ZONE 2	20,290	292	97,418	118,000	118,000		118,000
40618 CSA #17 ZONE 3	3,231	1,307	1,462	6,000	6,000		6,000
40620 COUNTY SERVICE AREA #18	5,563	4,553	54,684	64,800	64,800		64,800
40626 COUNTY SERVICE AREA #18 ZONE 5	553	380	4,467	5,400	5,400		5,400
40627 COUNTY SERVICE AREA #18 ZONE 6	23,786		8,257	32,043	15,800	16,243	32,043
40628 COUNTY SERVICE AREA #18 ZONE 7	5,993	13,443	3,064	22,500	22,500		22,500
40630 COUNTY SERVICE AREA #20	8,467	2,055	39,478	50,000	50,000		50,000
40635 COUNTY SERVICE AREA #21	689		5,153	5,842	3,900	1,942	5,842
40640 COUNTY SERVICE AREA #22	4,392	13,135	25,473	43,000	43,000		43,000
40645 COUNTY SERVICE AREA #23	18,737	16,137	23,126	58,000	38,000	20,000	58,000
40648 CO SERV AREA #23 ZONE 1	549	1,554	357	2,460	2,460		2,460

State Controller Schedules
County Budget Act
January 2010

COUNTY OF KERN
Special Districts and Other Agencies Summary
Fiscal Year 2012-13

Schedule 12

District Name	Total Financing Sources				Total Financing Uses		
	Fund Balance Available June 30, 2012	Decreases to Obligated Fund Balances	Additional Financing Sources	Total Financing Sources	Financing Uses	Increases to Obligated Fund Balances	Total Financing Uses
1	2	3	4	5	6	7	8
40650 COUNTY SERVICE AREA #24	574		1,835	2,409	2,100	309	2,409
40655 COUNTY SERVICE AREA #25	4,999			4,999	4,999		4,999
40660 COUNTY SERVICE AREA #26	2,163	3,815	11,522	17,500	17,500		17,500
40665 COUNTY SERVICE AREA #27	3,646		40,169	43,815	41,500	2,315	43,815
40666 COUNTY SERVICE AREA 27 ZONE 2	8,050		1,518	9,568	6,000	3,568	9,568
40675 COUNTY SERVICE AREA #29	434		1,271	1,705	1,450	255	1,705
40676 COUNTY SERVICE AREA #30 ZONE 6	13,390		2,778	16,168	11,400	4,768	16,168
40680 COUNTY SERVICE AREA #30	7,475		51,963	59,438	58,750	688	59,438
40682 COUNTY SERVICE AREA #30 ZONE 2	3,069	421	310	3,800	3,800		3,800
40685 COUNTY SERVICE AREA #31	431	1,910	409	2,750	2,750		2,750
40690 COUNTY SERVICE AREA #32	343	57	1,400	1,800	1,800		1,800
40700 COUNTY SERVICE AREA #34	5,996		26,362	32,358	25,000	7,358	32,358
40710 COUNTY SERVICE AREA #36	7,377	17,738	33,885	59,000	59,000		59,000
40711 COUNTY SERVICE AREA #36 ZONE 1			2,406	2,406		2,406	2,406
40712 COUNTY SERVICE AREA #36 ZONE 2			1,214	1,214		1,214	1,214
40713 COUNTY SERVICE AREA #36 ZONE 3			3,551	3,551		3,551	3,551
40715 COUNTY SERVICE AREA #37	6,332		25,226	31,558	30,000	1,558	31,558
40720 COUNTY SERVICE AREA #38	764	413	5,123	6,300	6,300		6,300
40722 COUNTY SERVICE AREA #39 ZONE 4	7,683		1,565	9,248	8,000	1,248	9,248
40723 COUNTY SERVICE AREA #39 ZONE 5	392		290	682	600	82	682
40724 COUNTY SERVICE AREA #40.1 EMS	48,717	46,876	41,907	137,500	137,500		137,500
40725 COUNTY SERVICE AREA #39	8,196			8,196	8,188	8	8,196
40726 CO SERVICE AREA #39 ZONE 1	12,825		40,951	53,776	47,400	6,376	53,776
40727 CO SERVICE AREA #39.2 Z OF B2	6,362	204	834	7,400	7,400		7,400
40730 COUNTY SERVICE AREA #40	257,893		6,195	264,088	260,000	4,088	264,088
40733 COUNTY SERVICE AREA #39 ZONE 8	43,384		287,830	331,214	254,000	77,214	331,214
40737 COUNTY SERVICE AREA #38 ZN 2	7,473		3,375	10,848	8,800	2,048	10,848
40740 COUNTY SERVICE AREA #42	6,106		454	6,560	4,000	2,560	6,560
40745 COUNTY SERVICE AREA #43	4,619	28,264	4,367	37,250	37,250		37,250
40750 COUNTY SERVICE AREA #44	751	13,409	3,340	17,500	17,500		17,500
40755 COUNTY SERVICE AREA #45	694	1,213	893	2,800	2,800		2,800
40765 COUNTY SERVICE AREA #47	984	6,928	1,288	9,200	9,200		9,200
40785 COUNTY SERVICE AREA #51	4,245	1,001	454	5,700	5,700		5,700
40790 COUNTY SERVICE AREA #52	3,023		21,267	24,290	23,000	1,290	24,290
40795 COUNTY SERVICE AREA #53	1,859			1,859	1,859		1,859
40796 COUNTY SERVICE AREA #53 ZONE 1	458	790	3,452	4,700	4,700		4,700

State Controller Schedules
County Budget Act
January 2010

COUNTY OF KERN
Special Districts and Other Agencies Summary
Fiscal Year 2012-13

Schedule 12

District Name	Total Financing Sources				Total Financing Uses		
	Fund Balance Available June 30, 2012	Decreases to Obligated Fund Balances	Additional Financing Sources	Total Financing Sources	Financing Uses	Increases to Obligated Fund Balances	Total Financing Uses
1	2	3	4	5	6	7	8
40800 COUNTY SERVICE AREA #54	2,910		12,968	15,878	14,500	1,378	15,878
40805 COUNTY SERVICE AREA #55	924		3,028	3,952	3,150	802	3,952
40810 COUNTY SERVICE AREA #56	2,371	178	2,651	5,200	5,200		5,200
40820 COUNTY SERVICE AREA #58	4,013		5,552	9,565	8,200	1,365	9,565
40830 COUNTY SERVICE AREA #60	19,391	152,595	24,414	196,400	196,400		196,400
40831 COUNTY SERVICE AREA #60 ZONE 1	10,639		21,886	32,525	24,000	8,525	32,525
40832 COUNTY SERVICE AREA #60 ZONE 2	168,146		108,397	276,543	189,000	87,543	276,543
40836 COUNTY SERVICE AREA #61 ZONE 1	822	7,512	2,166	10,500	10,500		10,500
40837 COUNTY SERVICE AREA #61 ZONE 2	951		1,089	2,040	1,700	340	2,040
40838 COUNTY SERVICE AREA #61 ZONE 3	1,476	6,040	1,084	8,600	8,600		8,600
40839 COUNTY SERVICE AREA #61 ZONE 4	595	2,144	561	3,300	3,300		3,300
40840 COUNTY SERVICE AREA #62	3,448		12,943	16,391	8,500	7,891	16,391
40845 COUNTY SERVICE AREA #63	5,259		22,161	27,420	22,500	4,920	27,420
40846 COUNTY SERVICE AREA #63 ZONE 1	84,648		101,845	186,493	138,700	47,793	186,493
40847 COUNTY SERVICE AREA #63 ZONE 2	12,158		942	13,100	12,660	440	13,100
40848 COUNTY SERVICE AREA #63 ZONE 3	4,380	20,318	4,302	29,000	29,000		29,000
40849 COUNTY SERVICE AREA #63 ZONE 4	28,100		75,843	103,943	103,340	603	103,943
40851 COUNTY SERVICE AREA #63 ZONE 5	25,727		94,549	120,276	97,500	22,776	120,276
40852 COUNTY SERVICE AREA #63 ZONE 6	16,545		63,876	80,421	77,000	3,421	80,421
40855 COUNTY SERVICE AREA #65	224,826		15,584	240,410	228,000	12,410	240,410
40856 COUNTY SERVICE AREA #65.1	1,388	579	2,233	4,200	4,200		4,200
40860 COUNTY SERVICE AREA #66	1,176	27	4,297	5,500	5,500		5,500
40862 COUNTY SERVICE AREA #66 ZONE 2	329	307	864	1,500	1,500		1,500
40863 COUNTY SERVICE AREA #66 ZONE 3	3,935		3,747	7,682	7,000	682	7,682
40864 COUNTY SERVICE AREA #66 ZONE 4	3,697		5,867	9,564	6,500	3,064	9,564
40865 COUNTY SERVICE AREA #67	857	1,950	393	3,200	3,200		3,200
40866 COUNTY SERVICE AREA #67 ZN 1	5,449		15	5,464	5,464		5,464
40875 COUNTY SERVICE AREA #69	7,359	29	612	8,000	8,000		8,000
40885 COUNTY SERVICE AREA #71	135,021		134,820	269,841	192,225	77,616	269,841
40886 COUNTY SERVICE AREA #71 ZONE 1	22,286	363	31,351	54,000	54,000		54,000
40887 COUNTY SERVICE AREA #71 ZONE 2	24,703		56,948	81,651	80,559	1,092	81,651
40888 COUNTY SERVICE AREA #71 ZONE 3	139,812		400,965	540,777	527,356	13,421	540,777
40890 COUNTY SERVICE AREA #72	288		3,311	3,599	2,200	1,399	3,599
40893 COUNTY SERVICE AREA #71 ZONE 5	14,164		77,377	91,541	81,000	10,541	91,541
40894 COUNTY SERVICE AREA #71 ZONE 6	75	552	333	960	960		960
40895 COUNTY SERVICE AREA #71 ZONE 7	233,210		190,922	424,132	363,000	61,132	424,132

State Controller Schedules
County Budget Act
January 2010

COUNTY OF KERN
Special Districts and Other Agencies Summary
Fiscal Year 2012-13

Schedule 12

District Name	Total Financing Sources				Total Financing Uses		
	Fund Balance Available June 30, 2012	Decreases to Obligated Fund Balances	Additional Financing Sources	Total Financing Sources	Financing Uses	Increases to Obligated Fund Balances	Total Financing Uses
1	2	3	4	5	6	7	8
40896 COUNTY SERVICE AREA #71 ZONE 8	64,404	40,227	279,559	384,190	384,190		384,190
40901 COUNTY SERVICE AREA #71 ZONE 9	1,463	5,152	3,385	10,000	10,000		10,000
40904 COUNTY SERVICE AREA #81	463	1,649	1,088	3,200	3,200		3,200
40906 COUNTY SERVICE AREA #85	10,077	7,346	3,577	21,000	21,000		21,000
40908 COUNTY SERVICE AREA 71 ZONE 10	11,011	99,509	12,480	123,000	123,000		123,000
40910 COUNTY SERVICE AREA #87.2	2,165		3,085	5,250	2,900	2,350	5,250
40911 COUNTY SERVICE AREA #87	2,933		3,496	6,429	6,000	429	6,429
40913 COUNTY SERVICE AREA #89	1,261	1,181	3,958	6,400	6,400		6,400
40914 COUNTY SERVICE AREA #91	708	1,742	350	2,800	2,800		2,800
40915 COUNTY SERVICE AREA #92	2,409	2,033	3,058	7,500	7,500		7,500
40916 COUNTY SERVICE AREA #92 ZONE 1	6,280	4,849	3,871	15,000	15,000		15,000
40917 COUNTY SERVICE AREA #92 ZONE 2	3,326		1,202	4,528	3,700	828	4,528
40918 CSA #95 - CONSTRUCTION	8,809	784	9,907	19,500	19,500		19,500
40920 CSA #94	1,522		458	1,980	1,000	980	1,980
40921 CSA #94 ZONE 1	3,083		246	3,329	3,301	28	3,329
40922 COUNTY SERVICE AREA #97 ZONE 1	2,523		153	2,676	2,400	276	2,676
40923 COUNTY SERVICE AREA #97 ZONE 2	7,009		5,589	12,598	10,400	2,198	12,598
40925 COUNTY SERVICE AREA #97	2,403		523	2,926	2,500	426	2,926
TOTAL COUNTY SERVICE AREA	**$ 2,059,620**	**$ 588,926**	**$ 3,139,447**	**$ 5,787,993**	**$ 5,186,282**	**$ 601,711**	**$ 5,787,993**
SANITATION DISTRICTS							
40313 FORD CITY-TAFT HTS SANIT M&O	$ 352,634	$	$ 700,860	$ 1,053,494	$ 880,620	$ 172,874	$ 1,053,494
40332 KERN SANITATION AUTHORITY	437,357	410,694	3,929,920	4,777,971	4,777,971		4,777,971
TOTAL SANITATION DISTRICTS	**$ 789,991**	**$ 410,694**	**$ 4,630,780**	**$ 5,831,465**	**$ 5,658,591**	**$ 172,874**	**$ 5,831,465**
PUBLIC ASSISTANCE AUTHORITY							
40491 IHSS PUBLIC AUTHORITY	$ (184,950)	$	$ 9,979,277	$ 9,794,327	$ 9,794,327	$	$ 9,794,327
TOTAL PUBLIC ASSISTANCE AUTHORITY	**$ (184,950)**	**$**	**$ 9,979,277**	**$ 9,794,327**	**$ 9,794,327**	**$**	**$ 9,794,327**
TOTAL SPECIAL DISTRICTS AND OTHER AGENCIES	**$ 2,664,661**	**$ 999,620**	**$ 17,749,504**	**$ 21,413,785**	**$ 20,639,200**	**$ 774,585**	**$ 21,413,785**
Arithmetic Results				COL 2+3+4 COL 5 = COL 8			COL 6+7 COL 5 = COL 8
Totals Transferred From	SCH 13, COL 6	SCH 14, COL 4	SCH 15, COL 5	SCH 15, COL 5		SCH 14, COL 6	SCH 15, COL 5
Totals Transferred To	SCH 1, COL 2	SCH 1, COL 3	SCH 1, COL 4	SCH 1, COL 5	SCH 1, COL 6	SCH 1, COL 7	SCH 1, COL 8

State Controller Schedules
County Budget Act
January 2010

COUNTY OF KERN
Fund Balance - Special Districts and Other Agencies
Fiscal Year 2012-13

Schedule 13

District Name	Total Fund Balance June 30, 2012	Less: Obligated Fund Balances			Fund Balance Available June 30, 2012 Actual
		Encumbrances	Nonspendable Restricted/ Committed	Assigned	
1	2	3	4	5	6
COUNTY SERVICE AREAS					
40515 COUNTY SERVICE AREA #3	$ 3,366	$	$	$ 2,988	$ 378
40520 COUNTY SERVICE AREA #4	8,125			6,896	1,229
40525 COUNTY SERVICE AREA #5	13,572		345	12,406	821
40530 COUNTY SERVICE AREA #6	20,702		18,082		2,620
40535 COUNTY SERVICE AREA #7	1,162		1,095		67
40540 COUNTY SERVICE AREA #8	15,330			11,997	3,333
40545 COUNTY SERVICE AREA #9	41,771			34,284	7,487
40548 COUNTY SERVICE AREA #10 ZONE 6	76,778			65,287	11,491
40550 COUNTY SERVICE AREA #10	34,075			30,579	3,496
40555 COUNTY SERVICE AREA #11	79,615			74,108	5,507
40556 COUNTY SERVICE AREA #11 ZONE 4	55,035			43,005	12,030
40557 COUNTY SERVICE AREA #11 ZONE 5	16,582			10,847	5,735
40561 COUNTY SERVICE AREA #12.2	1,983				1,983
40565 COUNTY SERVICE AREA #12.6	8,320				8,320
40568 COUNTY SERVICE AREA #12.9	7,243				7,243
40572 COUNTY SERVICE AREA #12.1 ZN 1	3,438				3,438
40595 COUNTY SERVICE AREA #13	1,140			587	553
40600 COUNTY SERVICE AREA #14	51,220			33,007	18,213
40605 COUNTY SERVICE AREA #15	69,049			66,519	2,530
40607 COUNTY SERVICE AREA #15 ZONE 5	4,120			2,365	1,755
40609 COUNTY SERVICE AREA #15 ZONE 4	2,149			1,902	247
40610 COUNTY SERVICE AREA #16	505			15,911	-15,406
40615 COUNTY SERVICE AREA #17	70,400			58,952	11,448
40616 COUNTY SERVICE AREA #17 ZONE 1	151,406			102,188	49,218
40617 COUNTY SERVICE AREA #17 ZONE 2	169,793			149,503	20,290
40618 CSA #17 ZONE 3	36,793			33,562	3,231
40620 COUNTY SERVICE AREA #18	69,511			63,948	5,563
40626 COUNTY SERVICE AREA #18 ZONE 5	8,111			7,558	553
40627 COUNTY SERVICE AREA #18 ZONE 6	45,549			21,763	23,786
40628 COUNTY SERVICE AREA #18 ZONE 7	82,594			76,601	5,993

State Controller Schedules | **COUNTY OF KERN** | **Schedule 13**
County Budget Act | **Fund Balance - Special Districts and Other Agencies**
January 2010 | **Fiscal Year 2012-13**

District Name	Total Fund Balance June 30, 2012	Less: Obligated Fund Balances			Fund Balance Available June 30, 2012 Actual
		Encumbrances	Nonspendable Restricted/ Committed	Assigned	
1	2	3	4	5	6
40630 COUNTY SERVICE AREA #20	108,027			99,560	8,467
40635 COUNTY SERVICE AREA #21	2,217			1,528	689
40640 COUNTY SERVICE AREA #22	82,976			78,584	4,392
40645 COUNTY SERVICE AREA #23	80,314			61,577	18,737
40648 CO SERV AREA #23 ZONE 1	8,261			7,712	549
40650 COUNTY SERVICE AREA #24	3,834			3,260	574
40655 COUNTY SERVICE AREA #25	4,999				4,999
40660 COUNTY SERVICE AREA #26	37,521			35,358	2,163
40665 COUNTY SERVICE AREA #27	79,866			76,220	3,646
40666 COUNTY SERVICE AREA 27 ZONE 2	45,993			37,943	8,050
40675 COUNTY SERVICE AREA #29	1,796			1,362	434
40676 COUNTY SERVICE AREA #30 ZONE 6	82,833			69,443	13,390
40680 COUNTY SERVICE AREA #30	78,178			70,703	7,475
40682 COUNTY SERVICE AREA #30 ZONE 2	10,828			7,759	3,069
40685 COUNTY SERVICE AREA #31	9,274			8,843	431
40690 COUNTY SERVICE AREA #32	1,084			741	343
40700 COUNTY SERVICE AREA #34	46,199			40,203	5,996
40710 COUNTY SERVICE AREA #36	125,373			117,996	7,377
40715 COUNTY SERVICE AREA #37	46,276			39,944	6,332
40720 COUNTY SERVICE AREA #38	6,359			5,595	764
40722 COUNTY SERVICE AREA #39 ZONE 4	22,234			14,551	7,683
40723 COUNTY SERVICE AREA #39 ZONE 5	998			606	392
40724 COUNTY SERVICE AREA #40.1 EMS	350,416			301,699	48,717
40725 COUNTY SERVICE AREA #39	8,196				8,196
40726 CO SERVICE AREA #39 ZONE 1	23,129			10,304	12,825
40727 CO SERVICE AREA #39.2 Z OF B2	27,202			20,840	6,362
40730 COUNTY SERVICE AREA #40	412,764			154,871	257,893
40733 COUNTY SERVICE AREA #39 ZONE 8	44,534	1,150			43,384
40737 COUNTY SERVICE AREA #38 ZN 2	20,956			13,483	7,473
40740 COUNTY SERVICE AREA #42	17,456			11,350	6,106
40745 COUNTY SERVICE AREA #43	95,181			90,562	4,619

State Controller Schedules | **COUNTY OF KERN** | **Schedule 13**
County Budget Act | **Fund Balance - Special Districts and Other Agencies**
January 2010 | **Fiscal Year 2012-13**

District Name	Total Fund Balance June 30, 2012	Less: Obligated Fund Balances			Fund Balance Available June 30, 2012 Actual
		Encumbrances	Nonspendable Restricted/ Committed	Assigned	
1	2	3	4	5	6
40750 COUNTY SERVICE AREA #44	75,506			74,755	751
40755 COUNTY SERVICE AREA #45	6,168			5,474	694
40765 COUNTY SERVICE AREA #47	28,592			27,608	984
40785 COUNTY SERVICE AREA #51	15,588			11,343	4,245
40790 COUNTY SERVICE AREA #52	43,899			40,876	3,023
40795 COUNTY SERVICE AREA #53	1,859				1,859
40796 COUNTY SERVICE AREA #53 ZONE 1	14,002			13,544	458
40800 COUNTY SERVICE AREA #54	15,670			12,760	2,910
40805 COUNTY SERVICE AREA #55	5,215			4,291	924
40810 COUNTY SERVICE AREA #56	13,172			10,801	2,371
40820 COUNTY SERVICE AREA #58	25,671			21,658	4,013
40830 COUNTY SERVICE AREA #60	531,539			512,148	19,391
40831 COUNTY SERVICE AREA #60 ZONE 1	37,735			27,096	10,639
40832 COUNTY SERVICE AREA #60 ZONE 2	444,199			276,053	168,146
40836 COUNTY SERVICE AREA #61 ZONE 1	49,731			48,909	822
40837 COUNTY SERVICE AREA #61 ZONE 2	3,449			2,498	951
40838 COUNTY SERVICE AREA #61 ZONE 3	24,280			22,804	1,476
40839 COUNTY SERVICE AREA #61 ZONE 4	6,074			5,479	595
40840 COUNTY SERVICE AREA #62	4,375			927	3,448
40845 COUNTY SERVICE AREA #63	41,204			35,945	5,259
40846 COUNTY SERVICE AREA #63 ZONE 1	286,336			201,688	84,648
40847 COUNTY SERVICE AREA #63 ZONE 2	35,699			23,541	12,158
40848 COUNTY SERVICE AREA #63 ZONE 3	97,439			93,059	4,380
40849 COUNTY SERVICE AREA #63 ZONE 4	257,866			229,766	28,100
40851 COUNTY SERVICE AREA #63 ZONE 5	68,152			42,425	25,727
40852 COUNTY SERVICE AREA #63 ZONE 6	82,046			65,501	16,545
40855 COUNTY SERVICE AREA #65	345,233			120,407	224,826
40856 COUNTY SERVICE AREA #65.1	17,156			15,768	1,388
40860 COUNTY SERVICE AREA #66	8,866			7,690	1,176
40862 COUNTY SERVICE AREA #66 ZONE 2	4,552			4,223	329
40863 COUNTY SERVICE AREA #66 ZONE 3	14,494			10,559	3,935

State Controller Schedules | **COUNTY OF KERN** | **Schedule 13**
County Budget Act | **Fund Balance - Special Districts and Other Agencies**
January 2010 | **Fiscal Year 2012-13**

District Name	Total Fund Balance June 30, 2012	Less: Obligated Fund Balances			Fund Balance Available June 30, 2012 Actual
		Encumbrances	Nonspendable Restricted/ Committed	Assigned	
1	2	3	4	5	6
40864 COUNTY SERVICE AREA #66 ZONE 4	7,875			4,178	3,697
40865 COUNTY SERVICE AREA #67	9,078			8,221	857
40866 COUNTY SERVICE AREA #67 ZN 1	5,449				5,449
40875 COUNTY SERVICE AREA #69	22,668			15,309	7,359
40885 COUNTY SERVICE AREA #71	340,727			205,706	135,021
40886 COUNTY SERVICE AREA #71 ZONE 1	63,678			41,392	22,286
40887 COUNTY SERVICE AREA #71 ZONE 2	88,333			63,630	24,703
40888 COUNTY SERVICE AREA #71 ZONE 3	528,422			388,610	139,812
40890 COUNTY SERVICE AREA #72	1,126			838	288
40893 COUNTY SERVICE AREA #71 ZONE 5	159,092			144,928	14,164
40894 COUNTY SERVICE AREA #71 ZONE 6	4,136			4,061	75
40895 COUNTY SERVICE AREA #71 ZONE 7	839,789			606,579	233,210
40896 COUNTY SERVICE AREA #71 ZONE 8	671,622			607,218	64,404
40901 COUNTY SERVICE AREA #71 ZONE 9	59,372			57,909	1,463
40904 COUNTY SERVICE AREA #81	26,059			25,596	463
40906 COUNTY SERVICE AREA #85	99,492			89,415	10,077
40908 COUNTY SERVICE AREA 71 ZONE 10	323,001			311,990	11,011
40910 COUNTY SERVICE AREA #87.2	2,343			178	2,165
40911 COUNTY SERVICE AREA #87	11,242			8,309	2,933
40913 COUNTY SERVICE AREA #89	2,471			1,210	1,261
40914 COUNTY SERVICE AREA #91	8,050			7,342	708
40915 COUNTY SERVICE AREA #92	16,144	5,619		8,116	2,409
40916 COUNTY SERVICE AREA #92 ZONE 1	35,592			29,312	6,280
40917 COUNTY SERVICE AREA #92 ZONE 2	9,287			5,961	3,326
40918 CSA #95 - CONSTRUCTION	44,065			35,256	8,809
40920 CSA #94	2,344			822	1,522
40921 CSA #94 ZONE 1	9,239			6,156	3,083
40922 COUNTY SERVICE AREA #97 ZONE 1	5,138			2,615	2,523
40923 COUNTY SERVICE AREA #97 ZONE 2	21,138			14,129	7,009
40925 COUNTY SERVICE AREA #97	14,235			11,832	2,403
TOTAL COUNTY SERVICE AREA	**$ 9,071,685**	**$ 6,769**	**$ 19,522**	**$ 6,985,774**	**$ 2,059,620**

State Controller Schedules
County Budget Act
January 2010

COUNTY OF KERN
Fund Balance - Special Districts and Other Agencies
Fiscal Year 2012-13

Schedule 13

District Name	Total Fund Balance June 30, 2012	Less: Obligated Fund Balances			Fund Balance Available June 30, 2012 Actual
		Encumbrances	Nonspendable Restricted/ Committed	Assigned	
1	2	3	4	5	6
SANITATION DISTRICTS					
40313 FORD CITY-TAFT HTS SANIT M&O	$ 1,353,477	$ 143,602	$	$ 857,241	$ 352,634
40332 KERN SANITATION AUTHORITY	5,162,693	124,099		4,601,237	437,357
TOTAL SANITATION DISTRICTS	**$ 6,516,170**	**$ 267,701**	**$**	**$ 5,458,478**	**$ 789,991**
PUBLIC ASSISTANCE AUTHORITY					
40491 IHSS PUBLIC AUTHORITY	$ (184,729)	$	$	$ 221	$ (184,950)
TOTAL PUBLIC ASSISTANCE AUTHORITY	**$ (184,729)**	**$**	**$**	**$ 221**	**$ (184,950)**
TOTAL SPECIAL DISTRICTS AND OTHER AGENCIES	**$ 15,403,126**	**$ 274,470**	**$ 19,522**	**$ 12,444,473**	**$ 2,664,661**

Arithimetic Results					COL 2-3-4-5
Totals Transferred From			SCH 14, COL 2	SCH 14, COL 2	
Totals Transferred To					SCH 1, COL 2 SCH 12, COL 2

State Controller Schedules
County Budget Act
January 2010

COUNTY OF KERN
Special Districts and other Agencies
Obligated Fund Balances
Fiscal Year 2012-13

Schedule 14

District Name	Obligated Fund Balances June 30, 2012	Decreases or Cancellations: CAO Recommended	Decreases or Cancellations: Adopted by the Board of Supervisors	Increases or New: CAO Recommended	Increases or New: Adopted by the Board of Supervisors	Total Obligated Fund Balances for the Budget Year
1	2	3	4	5	6	7
COUNTY SERVICE AREAS						
40515 COUNTY SERVICE AREA #3						
2173 DESIG-GENERAL	$ 2,988	$	$	$ 10	$ 10	$ 2,998
TOTAL COUNTY SERVICE AREA #3	**$ 2,988**	**$**	**$**	**$ 10**	**$ 10**	**$ 2,998**
40520 COUNTY SERVICE AREA #4						
2173 DESIG-GENERAL	$ 6,896	$	$	$ 165	$ 165	$ 7,061
TOTAL COUNTY SERVICE AREA #4	**$ 6,896**	**$**	**$**	**$ 165**	**$ 165**	**$ 7,061**
40525 COUNTY SERVICE AREA #5						
2134 RESERVE-GENERAL	$ 345	$ 429	$ 345	$	$	
2173 DESIG-GENERAL	12,406	2,132	2,216			10,190
TOTAL COUNTY SERVICE AREA #5	**$ 12,751**	**$ 2,561**	**$ 2,561**	**$**	**$**	**10,190**
40530 COUNTY SERVICE AREA #6						
2134 RESERVE-GENERAL	$ 18,082	$ 18,353	$ 18,082	$	$	
2173 DESIG-GENERAL				19,919	19,648	19,648
TOTAL COUNTY SERVICE AREA #6	**$ 18,082**	**$ 18,353**	**$ 18,082**	**$ 19,919**	**$ 19,648**	**$ 19,648**
40535 COUNTY SERVICE AREA #7						
2134 RESERVE-GENERAL	$ 1,095	$ 1,095	$ 1,095	$	$	
2173 DESIG-GENERAL				948	948	948
TOTAL COUNTY SERVICE AREA #7	**$ 1,095**	**$ 1,095**	**$ 1,095**	**$ 948**	**$ 948**	**$ 948**
40540 COUNTY SERVICE AREA #8						
2173 DESIG-GENERAL	$ 11,997	$	$	$ 1,889	$ 1,889	$ 13,886
TOTAL COUNTY SERVICE AREA #8	**$ 11,997**	**$**	**$**	**$ 1,889**	**$ 1,889**	**$ 13,886**
40545 COUNTY SERVICE AREA #9						
2173 DESIG-GENERAL	$ 34,284	$ 1,207	$ 1,207	$	$	$ 33,077
TOTAL COUNTY SERVICE AREA #9	**$ 34,284**	**$ 1,207**	**$ 1,207**	**$**	**$**	**$ 33,077**
40548 COUNTY SERVICE AREA #10 ZONE 6						
2173 DESIG-GENERAL	$ 65,287	$	$	$ 7,572	$ 7,572	$ 72,859
TOTAL COUNTY SERVICE AREA #10 ZONE 6	**$ 65,287**	**$**	**$**	**$ 7,572**	**$ 7,572**	**$ 72,859**
40550 COUNTY SERVICE AREA #10						
2173 DESIG-GENERAL	$ 30,579	$ 341	$ 341	$	$	$ 30,238
TOTAL COUNTY SERVICE AREA #10	**$ 30,579**	**$ 341**	**$ 341**	**$**	**$**	**$ 30,238**

State Controller Schedules
County Budget Act
January 2010

COUNTY OF KERN
Special Districts and other Agencies
Obligated Fund Balances
Fiscal Year 2012-13

Schedule 14

District Name	Obligated Fund Balances June 30, 2012	Decreases or Cancellations		Increases or New		Total Obligated Fund Balances for the Budget Year
		CAO Recommended	Adopted by the Board of Supervisors	CAO Recommended	Adopted by the Board of Supervisors	
1	2	3	4	5	6	7
40555 COUNTY SERVICE AREA #11						
2173 DESIG-GENERAL	$ 74,108	$ 3,496	$ 3,496	$	$	$ 70,612
TOTAL COUNTY SERVICE AREA #11	**$ 74,108**	**$ 3,496**	**$ 3,496**	**$**	**$**	**$ 70,612**
40556 COUNTY SERVICE AREA #11 ZONE 4						
2173 DESIG-GENERAL	$ 43,005	$ 11,909	$ 11,909	$	$	$ 31,096
TOTAL COUNTY SERVICE AREA #11 ZONE 4	**$ 43,005**	**$ 11,909**	**$ 11,909**	**$**	**$**	**$ 31,096**
40557 COUNTY SERVICE AREA #11 ZONE 5						
2173 DESIG-GENERAL	$ 10,847	$	$	$ 3,556	$ 3,556	$ 14,403
TOTAL COUNTY SERVICE AREA #11 ZONE 5	**$ 10,847**	**$**	**$**	**$ 3,556**	**$ 3,556**	**$ 14,403**
40561 COUNTY SERVICE AREA #12.2						
2173 DESIG-GENERAL	$	$	$	$ 1	$	
TOTAL COUNTY SERVICE AREA #12.2	**$**	**$**	**$**	**$ 1**	**$**	
40565 COUNTY SERVICE AREA #12.6						
2173 DESIG-GENERAL	$	$	$	$ 7	$	
TOTAL COUNTY SERVICE AREA #12.6	**$**	**$**	**$**	**$ 7**	**$**	
40572 COUNTY SERVICE AREA #12.1 ZN 1						
2173 DESIG-GENERAL	$	$	$	$ 2	$	
TOTAL COUNTY SERVICE AREA #12.1 ZN 1	**$**	**$**	**$**	**$ 2**	**$**	
40595 COUNTY SERVICE AREA #13						
2173 DESIG-GENERAL	$ 587	$ 438	$ 438	$	$	$ 149
TOTAL COUNTY SERVICE AREA #13	**$ 587**	**$ 438**	**$ 438**	**$**	**$**	**$ 149**
40600 COUNTY SERVICE AREA #14						
2173 DESIG-GENERAL	$ 33,007	$	$	$ 4,291	$ 4,291	$ 37,298
TOTAL COUNTY SERVICE AREA #14	**$ 33,007**	**$**	**$**	**$ 4,291**	**$ 4,291**	**$ 37,298**
40605 COUNTY SERVICE AREA #15						
2173 DESIG-GENERAL	$ 66,519	$ 16,836	$ 16,836	$	$	$ 49,683
TOTAL COUNTY SERVICE AREA #15	**$ 66,519**	**$ 16,836**	**$ 16,836**	**$**	**$**	**$ 49,683**
40607 COUNTY SERVICE AREA #15 ZONE 5						
2173 DESIG-GENERAL	$ 2,365	$	$	$ 330	$ 330	$ 2,695
TOTAL COUNTY SERVICE AREA #15 ZONE 5	**$ 2,365**	**$**	**$**	**$ 330**	**$ 330**	**$ 2,695**

State Controller Schedules
County Budget Act
January 2010

COUNTY OF KERN
Special Districts and other Agencies
Obligated Fund Balances
Fiscal Year 2012-13

Schedule 14

District Name	Obligated Fund Balances June 30, 2012	Decreases or Cancellations		Increases or New		Total Obligated Fund Balances for the Budget Year
		CAO Recommended	Adopted by the Board of Supervisors	CAO Recommended	Adopted by the Board of Supervisors	
1	2	3	4	5	6	7
40609 COUNTY SERVICE AREA #15 ZONE 4						
2173 DESIG-GENERAL	$ 1,902	$	$	$ 246	$ 246	$ 2,148
TOTAL COUNTY SERVICE AREA #15 ZONE 4	**$ 1,902**	**$**	**$**	**$ 246**	**$ 246**	**$ 2,148**
40610 COUNTY SERVICE AREA #16						
2173 DESIG-GENERAL	$ 15,911	$	$	$ 7,924	$ 7,924	$ 23,835
TOTAL COUNTY SERVICE AREA #16	**$ 15,911**	**$**	**$**	**$ 7,924**	**$ 7,924**	**$ 23,835**
40615 COUNTY SERVICE AREA #17						
2173 DESIG-GENERAL	$ 58,952	$	$	$ 2,693	$ 2,693	$ 61,645
TOTAL COUNTY SERVICE AREA #17	**$ 58,952**	**$**	**$**	**$ 2,693**	**$ 2,693**	**$ 61,645**
40616 COUNTY SERVICE AREA #17 ZONE 1						
2173 DESIG-GENERAL	$ 102,188	$	$	$ 14,681	$ 14,681	$ 116,869
TOTAL COUNTY SERVICE AREA #17 ZONE 1	**$ 102,188**	**$**	**$**	**$ 14,681**	**$ 14,681**	**$ 116,869**
40617 COUNTY SERVICE AREA #17 ZONE 2						
2173 DESIG-GENERAL	$ 149,503	$ 292	$ 292	$	$	$ 149,211
TOTAL COUNTY SERVICE AREA #17 ZONE 2	**$ 149,503**	**$ 292**	**$ 292**	**$**	**$**	**$ 149,211**
40618 CSA #17 ZONE 3						
2173 DESIG-GENERAL	$ 33,562	$ 1,307	$ 1,307	$	$	$ 32,255
TOTAL CSA #17 ZONE 3	**$ 33,562**	**$ 1,307**	**$ 1,307**	**$**	**$**	**$ 32,255**
40620 COUNTY SERVICE AREA #18						
2173 DESIG-GENERAL	$ 63,948	$ 4,553	$ 4,553	$	$	$ 59,395
TOTAL COUNTY SERVICE AREA #18	**$ 63,948**	**$ 4,553**	**$ 4,553**	**$**	**$**	**$ 59,395**
40626 COUNTY SERVICE AREA #18 ZONE 5						
2173 DESIG-GENERAL	$ 7,558	$ 380	$ 380	$	$	$ 7,178
TOTAL COUNTY SERVICE AREA #18 ZONE 5	**$ 7,558**	**$ 380**	**$ 380**	**$**	**$**	**$ 7,178**
40627 COUNTY SERVICE AREA #18 ZONE 6						
2173 DESIG-GENERAL	$ 21,763	$	$	$ 16,243	$ 16,243	$ 38,006
TOTAL COUNTY SERVICE AREA #18 ZONE 6	**$ 21,763**	**$**	**$**	**$ 16,243**	**$ 16,243**	**$ 38,006**
40628 COUNTY SERVICE AREA #18 ZONE 7						
2173 DESIG-GENERAL	$ 76,601	$ 13,443	$ 13,443	$	$	$ 63,158
TOTAL COUNTY SERVICE AREA #18 ZONE 7	**$ 76,601**	**$ 13,443**	**$ 13,443**	**$**	**$**	**$ 63,158**

State Controller Schedules
County Budget Act
January 2010

COUNTY OF KERN
Special Districts and other Agencies
Obligated Fund Balances
Fiscal Year 2012-13

Schedule 14

District Name	Obligated Fund Balances June 30, 2012	Decreases or Cancellations		Increases or New		Total Obligated Fund Balances for the Budget Year
		CAO Recommended	Adopted by the Board of Supervisors	CAO Recommended	Adopted by the Board of Supervisors	
1	2	3	4	5	6	7
40630 COUNTY SERVICE AREA #20						
2173 DESIG-GENERAL	$ 99,560	$ 2,055	$ 2,055	$	$	$ 97,505
TOTAL COUNTY SERVICE AREA #20	**$ 99,560**	**$ 2,055**	**$ 2,055**	**$**	**$**	**$ 97,505**
40635 COUNTY SERVICE AREA #21						
2173 DESIG-GENERAL	$ 1,528	$	$	$ 1,942	$ 1,942	$ 3,470
TOTAL COUNTY SERVICE AREA #21	**$ 1,528**	**$**	**$**	**$ 1,942**	**$ 1,942**	**$ 3,470**
40640 COUNTY SERVICE AREA #22						
2173 DESIG-GENERAL	$ 78,584	$ 13,135	$ 13,135	$	$	$ 65,449
TOTAL COUNTY SERVICE AREA #22	**$ 78,584**	**$ 13,135**	**$ 13,135**	**$**	**$**	**$ 65,449**
40645 COUNTY SERVICE AREA #23						
2156 DESIG-INFRASTRUCTURE REPLACMNT	$ 30,000	$	$	$ 20,000	$ 20,000	$ 50,000
2173 DESIG-GENERAL	31,577	16,137	16,137			15,440
TOTAL COUNTY SERVICE AREA #23	**$ 61,577**	**$ 16,137**	**$ 16,137**	**$ 20,000**	**$ 20,000**	**$ 65,440**
40648 CO SERV AREA #23 ZONE 1						
2173 DESIG-GENERAL	$ 7,712	$ 1,554	$ 1,554	$	$	$ 6,158
TOTAL CO SERV AREA #23 ZONE 1	**$ 7,712**	**$ 1,554**	**$ 1,554**	**$**	**$**	**$ 6,158**
40650 COUNTY SERVICE AREA #24						
2173 DESIG-GENERAL	$ 3,260	$	$	$ 309	$ 309	$ 3,569
TOTAL COUNTY SERVICE AREA #24	**$ 3,260**	**$**	**$**	**$ 309**	**$ 309**	**$ 3,569**
40655 COUNTY SERVICE AREA #25						
2173 DESIG-GENERAL	$	$	$	$ 4	$	
TOTAL COUNTY SERVICE AREA #25	**$**	**$**	**$**	**$ 4**	**$**	
40660 COUNTY SERVICE AREA #26						
2173 DESIG-GENERAL	$ 35,358	$ 3,815	$ 3,815	$	$	$ 31,543
TOTAL COUNTY SERVICE AREA #26	**$ 35,358**	**$ 3,815**	**$ 3,815**	**$**	**$**	**$ 31,543**
40665 COUNTY SERVICE AREA #27						
2173 DESIG-GENERAL	$ 76,220	$	$	$ 2,315	$ 2,315	$ 78,535
TOTAL COUNTY SERVICE AREA #27	**$ 76,220**	**$**	**$**	**$ 2,315**	**$ 2,315**	**$ 78,535**
40666 COUNTY SERVICE AREA 27 ZONE 2						
2173 DESIG-GENERAL	$ 37,943	$	$	$ 3,568	$ 3,568	$ 41,511
TOTAL COUNTY SERVICE AREA 27 ZONE 2	**$ 37,943**	**$**	**$**	**$ 3,568**	**$ 3,568**	**$ 41,511**

State Controller Schedules
County Budget Act
January 2010

COUNTY OF KERN
Special Districts and other Agencies
Obligated Fund Balances
Fiscal Year 2012-13

Schedule 14

District Name	Obligated Fund Balances June 30, 2012	Decreases or Cancellations		Increases or New		Total Obligated Fund Balances for the Budget Year
		CAO Recommended	Adopted by the Board of Supervisors	CAO Recommended	Adopted by the Board of Supervisors	
1	2	3	4	5	6	7
40675 COUNTY SERVICE AREA #29						
2173 DESIG-GENERAL	$ 1,362	$	$	$ 255	$ 255	$ 1,617
TOTAL COUNTY SERVICE AREA #29	**$ 1,362**	**$**	**$**	**$ 255**	**$ 255**	**$ 1,617**
40676 COUNTY SERVICE AREA #30 ZONE 6						
2173 DESIG-GENERAL	$ 69,443	$	$	$ 4,768	$ 4,768	$ 74,211
TOTAL COUNTY SERVICE AREA #30 ZONE 6	**$ 69,443**	**$**	**$**	**$ 4,768**	**$ 4,768**	**$ 74,211**
40680 COUNTY SERVICE AREA #30						
2173 DESIG-GENERAL	$ 70,703	$	$	$ 688	$ 688	$ 71,391
TOTAL COUNTY SERVICE AREA #30	**$ 70,703**	**$**	**$**	**$ 688**	**$ 688**	**$ 71,391**
40682 COUNTY SERVICE AREA #30 ZONE 2						
2173 DESIG-GENERAL	$ 7,759	$ 421	$ 421	$	$	$ 7,338
TOTAL COUNTY SERVICE AREA #30 ZONE 2	**$ 7,759**	**$ 421**	**$ 421**	**$**	**$**	**$ 7,338**
40685 COUNTY SERVICE AREA #31						
2173 DESIG-GENERAL	$ 8,843	$ 1,910	$ 1,910	$	$	$ 6,933
TOTAL COUNTY SERVICE AREA #31	**$ 8,843**	**$ 1,910**	**$ 1,910**	**$**	**$**	**$ 6,933**
40690 COUNTY SERVICE AREA #32						
2173 DESIG-GENERAL	$ 741	$ 57	$ 57	$	$	$ 684
TOTAL COUNTY SERVICE AREA #32	**$ 741**	**$ 57**	**$ 57**	**$**	**$**	**$ 684**
40700 COUNTY SERVICE AREA #34						
2173 DESIG-GENERAL	$ 40,203	$	$	$ 7,358	$ 7,358	$ 47,561
TOTAL COUNTY SERVICE AREA #34	**$ 40,203**	**$**	**$**	**$ 7,358**	**$ 7,358**	**$ 47,561**
40710 COUNTY SERVICE AREA #36						
2173 DESIG-GENERAL	$ 117,996	$ 17,738	$ 17,738	$	$	$ 100,258
TOTAL COUNTY SERVICE AREA #36	**$ 117,996**	**$ 17,738**	**$ 17,738**	**$**	**$**	**$ 100,258**
40711 COUNTY SERVICE AREA #36 ZONE 1						
2173 DESIG-GENERAL	$	$	$	$	$ 2,406	$ 2,406
TOTAL COUNTY SERVICE AREA #36 ZONE 1	**$**	**$**	**$**	**$**	**$ 2,406**	**$ 2,406**
40712 COUNTY SERVICE AREA #36 ZONE 2						
2173 DESIG-GENERAL	$	$	$	$	$ 1,214	$ 1,214
TOTAL COUNTY SERVICE AREA #36 ZONE 2	**$**	**$**	**$**	**$**	**$ 1,214**	**$ 1,214**

State Controller Schedules
County Budget Act
January 2010

COUNTY OF KERN
Special Districts and other Agencies
Obligated Fund Balances
Fiscal Year 2012-13

Schedule 14

District Name	Obligated Fund Balances June 30, 2012	Decreases or Cancellations		Increases or New		Total Obligated Fund Balances for the Budget Year
		CAO Recommended	Adopted by the Board of Supervisors	CAO Recommended	Adopted by the Board of Supervisors	
1	2	3	4	5	6	7
40713 COUNTY SERVICE AREA #36 ZONE 3						
2173 DESIG-GENERAL	$	$	$	$	$ 3,551	$ 3,551
TOTAL COUNTY SERVICE AREA #36 ZONE 3	**$**	**$**	**$**	**$**	**$ 3,551**	**$ 3,551**
40715 COUNTY SERVICE AREA #37						
2173 DESIG-GENERAL	$ 39,944	$	$	$ 1,558	$ 1,558	$ 41,502
TOTAL COUNTY SERVICE AREA #37	**$ 39,944**	**$**	**$**	**$ 1,558**	**$ 1,558**	**$ 41,502**
40720 COUNTY SERVICE AREA #38						
2173 DESIG-GENERAL	$ 5,595	$ 413	$ 413	$	$	$ 5,182
TOTAL COUNTY SERVICE AREA #38	**$ 5,595**	**$ 413**	**$ 413**	**$**	**$**	**$ 5,182**
40722 COUNTY SERVICE AREA #39 ZONE 4						
2173 DESIG-GENERAL	$ 14,551	$	$	$ 1,248	$ 1,248	$ 15,799
TOTAL COUNTY SERVICE AREA #39 ZONE 4	**$ 14,551**	**$**	**$**	**$ 1,248**	**$ 1,248**	**$ 15,799**
40723 COUNTY SERVICE AREA #39 ZONE 5						
2173 DESIG-GENERAL	$ 606	$	$	$ 82	$ 82	$ 688
TOTAL COUNTY SERVICE AREA #39 ZONE 5	**$ 606**	**$**	**$**	**$ 82**	**$ 82**	**$ 688**
40724 COUNTY SERVICE AREA #40.1 EMS						
2173 DESIG-GENERAL	$ 301,699	$ 46,876	$ 46,876	$	$	$ 254,823
TOTAL COUNTY SERVICE AREA #40.1 EMS	**$ 301,699**	**$ 46,876**	**$ 46,876**	**$**	**$**	**$ 254,823**
40725 COUNTY SERVICE AREA #39						
2173 DESIG-GENERAL	$	$	$	$ 7	$ 8	$ 8
TOTAL COUNTY SERVICE AREA #39	**$**	**$**	**$**	**$ 7**	**$ 8**	**$ 8**
40726 CO SERVICE AREA #39 ZONE 1						
2173 DESIG-GENERAL	$ 10,304	$	$	$ 6,376	$ 6,376	$ 16,680
TOTAL CO SERVICE AREA #39 ZONE 1	**$ 10,304**	**$**	**$**	**$ 6,376**	**$ 6,376**	**$ 16,680**
40727 CO SERVICE AREA #39.2 Z OF B2						
2173 DESIG-GENERAL	$ 20,840	$ 204	$ 204	$	$	$ 20,636
TOTAL CO SERVICE AREA #39.2 Z OF B2	**$ 20,840**	**$ 204**	**$ 204**	**$**	**$**	**$ 20,636**
40730 COUNTY SERVICE AREA #40						
2156 DESIG-INFRASTRUCTURE REPLACMNT	$ 66,457	$	$	$	$	$ 66,457
2168 DESIG-SEWAGE DISP SYSTEM	30,000					30,000
2173 DESIG-GENERAL	58,414			4,088	4,088	62,502
TOTAL COUNTY SERVICE AREA #40	**$ 154,871**	**$**	**$**	**$ 4,088**	**$ 4,088**	**$ 158,959**

State Controller Schedules
County Budget Act
January 2010

COUNTY OF KERN
Special Districts and other Agencies
Obligated Fund Balances
Fiscal Year 2012-13

Schedule 14

District Name	Obligated Fund Balances June 30, 2012	Decreases or Cancellations		Increases or New		Total Obligated Fund Balances for the Budget Year
		CAO Recommended	Adopted by the Board of Supervisors	CAO Recommended	Adopted by the Board of Supervisors	
1	2	3	4	5	6	7
40733 COUNTY SERVICE AREA #39 ZONE 8						
2173 DESIG-GENERAL	$	$	$	$ 77,214	$ 77,214	$ 77,214
TOTAL COUNTY SERVICE AREA #39 ZONE 8	**$**	**$**	**$**	**$ 77,214**	**$ 77,214**	**$ 77,214**
40737 COUNTY SERVICE AREA #38 ZN 2						
2173 DESIG-GENERAL	$ 13,483	$	$	$ 2,048	$ 2,048	$ 15,531
TOTAL COUNTY SERVICE AREA #38 ZN 2	**$ 13,483**	**$**	**$**	**$ 2,048**	**$ 2,048**	**$ 15,531**
40740 COUNTY SERVICE AREA #42						
2173 DESIG-GENERAL	$ 11,350	$	$	$ 2,560	$ 2,560	$ 13,910
TOTAL COUNTY SERVICE AREA #42	**$ 11,350**	**$**	**$**	**$ 2,560**	**$ 2,560**	**$ 13,910**
40745 COUNTY SERVICE AREA #43						
2173 DESIG-GENERAL	$ 90,562	$ 28,264	$ 28,264	$	$	$ 62,298
TOTAL COUNTY SERVICE AREA #43	**$ 90,562**	**$ 28,264**	**$ 28,264**	**$**	**$**	**$ 62,298**
40750 COUNTY SERVICE AREA #44						
2173 DESIG-GENERAL	$ 74,755	$ 13,409	$ 13,409	$	$	$ 61,346
TOTAL COUNTY SERVICE AREA #44	**$ 74,755**	**$ 13,409**	**$ 13,409**	**$**	**$**	**$ 61,346**
40755 COUNTY SERVICE AREA #45						
2173 DESIG-GENERAL	$ 5,474	$ 1,213	$ 1,213	$	$	$ 4,261
TOTAL COUNTY SERVICE AREA #45	**$ 5,474**	**$ 1,213**	**$ 1,213**	**$**	**$**	**$ 4,261**
40765 COUNTY SERVICE AREA #47						
2173 DESIG-GENERAL	$ 27,608	$ 6,928	$ 6,928	$	$	$ 20,680
TOTAL COUNTY SERVICE AREA #47	**$ 27,608**	**$ 6,928**	**$ 6,928**	**$**	**$**	**$ 20,680**
40785 COUNTY SERVICE AREA #51						
2173 DESIG-GENERAL	$ 11,343	$ 1,001	$ 1,001	$	$	$ 10,342
TOTAL COUNTY SERVICE AREA #51	**$ 11,343**	**$ 1,001**	**$ 1,001**	**$**	**$**	**$ 10,342**
40790 COUNTY SERVICE AREA #52						
2173 DESIG-GENERAL	$ 40,876	$	$	$ 1,290	$ 1,290	$ 42,166
TOTAL COUNTY SERVICE AREA #52	**$ 40,876**	**$**	**$**	**$ 1,290**	**$ 1,290**	**$ 42,166**
40795 COUNTY SERVICE AREA #53						
2173 DESIG-GENERAL	$	$	$	$ 01	$	
TOTAL COUNTY SERVICE AREA #53	**$**	**$**	**$**	**$ 01**	**$**	
40796 COUNTY SERVICE AREA #53 ZONE 1						
2173 DESIG-GENERAL	$ 13,544	$ 790	$ 790	$	$	$ 12,754
TOTAL COUNTY SERVICE AREA #53 ZONE 1	**$ 13,544**	**$ 790**	**$ 790**	**$**	**$**	**$ 12,754**

State Controller Schedules
County Budget Act
January 2010

COUNTY OF KERN
Special Districts and other Agencies
Obligated Fund Balances
Fiscal Year 2012-13

Schedule 14

District Name	Obligated Fund Balances June 30, 2012	Decreases or Cancellations: CAO Recommended	Decreases or Cancellations: Adopted by the Board of Supervisors	Increases or New: CAO Recommended	Increases or New: Adopted by the Board of Supervisors	Total Obligated Fund Balances for the Budget Year
1	2	3	4	5	6	7
40800 COUNTY SERVICE AREA #54						
2173 DESIG-GENERAL	$ 12,760	$	$	$ 1,378	$ 1,378	$ 14,138
TOTAL COUNTY SERVICE AREA #54	**$ 12,760**	**$**	**$**	**$ 1,378**	**$ 1,378**	**$ 14,138**
40805 COUNTY SERVICE AREA #55						
2173 DESIG-GENERAL	$ 4,291	$	$	$ 802	$ 802	$ 5,093
TOTAL COUNTY SERVICE AREA #55	**$ 4,291**	**$**	**$**	**$ 802**	**$ 802**	**$ 5,093**
40810 COUNTY SERVICE AREA #56						
2173 DESIG-GENERAL	$ 10,801	$ 178	$ 178	$	$	$ 10,623
TOTAL COUNTY SERVICE AREA #56	**$ 10,801**	**$ 178**	**$ 178**	**$**	**$**	**$ 10,623**
40820 COUNTY SERVICE AREA #58						
2173 DESIG-GENERAL	$ 21,658	$	$	$ 1,365	$ 1,365	$ 23,023
TOTAL COUNTY SERVICE AREA #58	**$ 21,658**	**$**	**$**	**$ 1,365**	**$ 1,365**	**$ 23,023**
40830 COUNTY SERVICE AREA #60						
2173 DESIG-GENERAL	$ 512,148	$ 152,595	$ 152,595	$	$	$ 359,553
TOTAL COUNTY SERVICE AREA #60	**$ 512,148**	**$ 152,595**	**$ 152,595**	**$**	**$**	**$ 359,553**
40831 COUNTY SERVICE AREA #60 ZONE 1						
2173 DESIG-GENERAL	$ 27,096	$	$	$ 8,525	$ 8,525	$ 35,621
TOTAL COUNTY SERVICE AREA #60 ZONE 1	**$ 27,096**	**$**	**$**	**$ 8,525**	**$ 8,525**	**$ 35,621**
40832 COUNTY SERVICE AREA #60 ZONE 2						
2173 DESIG-GENERAL	$ 276,053	$	$	$ 87,543	$ 87,543	$ 363,596
TOTAL COUNTY SERVICE AREA #60 ZONE 2	**$ 276,053**	**$**	**$**	**$ 87,543**	**$ 87,543**	**$ 363,596**
40836 COUNTY SERVICE AREA #61 ZONE 1						
2173 DESIG-GENERAL	$ 48,909	$ 7,512	$ 7,512	$	$	$ 41,397
TOTAL COUNTY SERVICE AREA #61 ZONE 1	**$ 48,909**	**$ 7,512**	**$ 7,512**	**$**	**$**	**$ 41,397**
40837 COUNTY SERVICE AREA #61 ZONE 2						
2173 DESIG-GENERAL	$ 2,498	$	$	$ 340	$ 340	$ 2,838
TOTAL COUNTY SERVICE AREA #61 ZONE 2	**$ 2,498**	**$**	**$**	**$ 340**	**$ 340**	**$ 2,838**
40838 COUNTY SERVICE AREA #61 ZONE 3						
2173 DESIG-GENERAL	$ 22,804	$ 6,040	$ 6,040	$	$	$ 16,764
TOTAL COUNTY SERVICE AREA #61 ZONE 3	**$ 22,804**	**$ 6,040**	**$ 6,040**	**$**	**$**	**$ 16,764**

State Controller Schedules
County Budget Act
January 2010

COUNTY OF KERN
Special Districts and other Agencies
Obligated Fund Balances
Fiscal Year 2012-13

Schedule 14

District Name	Obligated Fund Balances June 30, 2012	Decreases or Cancellations: CAO Recommended	Decreases or Cancellations: Adopted by the Board of Supervisors	Increases or New: CAO Recommended	Increases or New: Adopted by the Board of Supervisors	Total Obligated Fund Balances for the Budget Year
1	2	3	4	5	6	7
40839 COUNTY SERVICE AREA #61 ZONE 4						
2173 DESIG-GENERAL	$ 5,479	$ 2,144	$ 2,144	$	$	$ 3,335
TOTAL COUNTY SERVICE AREA #61 ZONE 4	**$ 5,479**	**$ 2,144**	**$ 2,144**	**$**	**$**	**$ 3,335**
40840 COUNTY SERVICE AREA #62						
2173 DESIG-GENERAL	$ 927	$	$	$ 7,891	$ 7,891	$ 8,818
TOTAL COUNTY SERVICE AREA #62	**$ 927**	**$**	**$**	**$ 7,891**	**$ 7,891**	**$ 8,818**
40845 COUNTY SERVICE AREA #63						
2173 DESIG-GENERAL	$ 35,945	$	$	$ 4,920	$ 4,920	$ 40,865
TOTAL COUNTY SERVICE AREA #63	**$ 35,945**	**$**	**$**	**$ 4,920**	**$ 4,920**	**$ 40,865**
40846 COUNTY SERVICE AREA #63 ZONE 1						
2173 DESIG-GENERAL	$ 201,688	$	$	$ 47,793	$ 47,793	$ 249,481
TOTAL COUNTY SERVICE AREA #63 ZONE 1	**$ 201,688**	**$**	**$**	**$ 47,793**	**$ 47,793**	**$ 249,481**
40847 COUNTY SERVICE AREA #63 ZONE 2						
2173 DESIG-GENERAL	$ 23,541	$	$	$ 440	$ 440	$ 23,981
TOTAL COUNTY SERVICE AREA #63 ZONE 2	**$ 23,541**	**$**	**$**	**$ 440**	**$ 440**	**$ 23,981**
40848 COUNTY SERVICE AREA #63 ZONE 3						
2173 DESIG-GENERAL	$ 93,059	$ 20,318	$ 20,318	$	$	$ 72,741
TOTAL COUNTY SERVICE AREA #63 ZONE 3	**$ 93,059**	**$ 20,318**	**$ 20,318**	**$**	**$**	**$ 72,741**
40849 COUNTY SERVICE AREA #63 ZONE 4						
2173 DESIG-GENERAL	$ 229,766	$	$	$ 603	$ 603	$ 230,369
TOTAL COUNTY SERVICE AREA #63 ZONE 4	**$ 229,766**	**$**	**$**	**$ 603**	**$ 603**	**$ 230,369**
40851 COUNTY SERVICE AREA #63 ZONE 5						
2173 DESIG-GENERAL	$ 42,425	$	$	$ 22,776	$ 22,776	$ 65,201
TOTAL COUNTY SERVICE AREA #63 ZONE 5	**$ 42,425**	**$**	**$**	**$ 22,776**	**$ 22,776**	**$ 65,201**
40852 COUNTY SERVICE AREA #63 ZONE 6						
2173 DESIG-GENERAL	$ 65,501	$	$	$ 3,421	$ 3,421	$ 68,922
TOTAL COUNTY SERVICE AREA #63 ZONE 6	**$ 65,501**	**$**	**$**	**$ 3,421**	**$ 3,421**	**$ 68,922**
40855 COUNTY SERVICE AREA #65						
2163 DESIG-WTLNS/HYD RPLC	$ 90,000	$	$	$	$	$ 90,000
2173 DESIG-GENERAL	30,407			12,410	12,410	42,817
TOTAL COUNTY SERVICE AREA #65	**$ 120,407**	**$**	**$**	**$ 12,410**	**$ 12,410**	**$ 132,817**
40856 COUNTY SERVICE AREA #65.1						
2173 DESIG-GENERAL	$ 15,768	$ 579	$ 579	$	$	$ 15,189
TOTAL COUNTY SERVICE AREA #65.1	**$ 15,768**	**$ 579**	**$ 579**	**$**	**$**	**$ 15,189**

State Controller Schedules
County Budget Act
January 2010

COUNTY OF KERN
Special Districts and other Agencies
Obligated Fund Balances
Fiscal Year 2012-13

Schedule 14

District Name	Obligated Fund Balances June 30, 2012	Decreases or Cancellations: CAO Recommended	Decreases or Cancellations: Adopted by the Board of Supervisors	Increases or New: CAO Recommended	Increases or New: Adopted by the Board of Supervisors	Total Obligated Fund Balances for the Budget Year
1	2	3	4	5	6	7
40860 COUNTY SERVICE AREA #66						
2173 DESIG-GENERAL	$ 7,690	$ 27	$ 27	$	$	$ 7,663
TOTAL COUNTY SERVICE AREA #66	**$ 7,690**	**$ 27**	**$ 27**	**$**	**$**	**$ 7,663**
40862 COUNTY SERVICE AREA #66 ZONE 2						
2173 DESIG-GENERAL	$ 4,223	$ 307	$ 307	$	$	$ 3,916
TOTAL COUNTY SERVICE AREA #66 ZONE 2	**$ 4,223**	**$ 307**	**$ 307**	**$**	**$**	**$ 3,916**
40863 COUNTY SERVICE AREA #66 ZONE 3						
2173 DESIG-GENERAL	$ 10,559	$	$	$ 682	$ 682	$ 11,241
TOTAL COUNTY SERVICE AREA #66 ZONE 3	**$ 10,559**	**$**	**$**	**$ 682**	**$ 682**	**$ 11,241**
40864 COUNTY SERVICE AREA #66 ZONE 4						
2173 DESIG-GENERAL	$ 4,178	$	$	$ 3,064	$ 3,064	$ 7,242
TOTAL COUNTY SERVICE AREA #66 ZONE 4	**$ 4,178**	**$**	**$**	**$ 3,064**	**$ 3,064**	**$ 7,242**
40865 COUNTY SERVICE AREA #67						
2173 DESIG-GENERAL	$ 8,221	$ 1,950	$ 1,950	$	$	$ 6,271
TOTAL COUNTY SERVICE AREA #67	**$ 8,221**	**$ 1,950**	**$ 1,950**	**$**	**$**	**$ 6,271**
40866 COUNTY SERVICE AREA #67 ZN 1						
2173 DESIG-GENERAL	$	$ 19	$	$	$	$
TOTAL COUNTY SERVICE AREA #67 ZN 1	**$**	**$ 19**	**$**	**$**	**$**	**$**
40875 COUNTY SERVICE AREA #69						
2173 DESIG-GENERAL	$ 15,309	$ 29	$ 29	$	$	$ 15,280
TOTAL COUNTY SERVICE AREA #69	**$ 15,309**	**$ 29**	**$ 29**	**$**	**$**	**$ 15,280**
40885 COUNTY SERVICE AREA #71						
2173 DESIG-GENERAL	$ 205,706	$	$	$ 77,616	$ 77,616	$ 283,322
TOTAL COUNTY SERVICE AREA #71	**$ 205,706**	**$**	**$**	**$ 77,616**	**$ 77,616**	**$ 283,322**
40886 COUNTY SERVICE AREA #71 ZONE 1						
2173 DESIG-GENERAL	$ 41,392	$ 363	$ 363	$	$	$ 41,029
TOTAL COUNTY SERVICE AREA #71 ZONE 1	**$ 41,392**	**$ 363**	**$ 363**	**$**	**$**	**$ 41,029**
40887 COUNTY SERVICE AREA #71 ZONE 2						
2173 DESIG-GENERAL	$ 63,630	$	$	$ 1,092	$ 1,092	$ 64,722
TOTAL COUNTY SERVICE AREA #71 ZONE 2	**$ 63,630**	**$**	**$**	**$ 1,092**	**$ 1,092**	**$ 64,722**
40888 COUNTY SERVICE AREA #71 ZONE 3						
2173 DESIG-GENERAL	$ 388,610	$	$	$ 13,421	$ 13,421	$ 402,031
TOTAL COUNTY SERVICE AREA #71 ZONE 3	**$ 388,610**	**$**	**$**	**$ 13,421**	**$ 13,421**	**$ 402,031**

State Controller Schedules
County Budget Act
January 2010

COUNTY OF KERN
Special Districts and other Agencies
Obligated Fund Balances
Fiscal Year 2012-13

Schedule 14

District Name	Obligated Fund Balances June 30, 2012	Decreases or Cancellations		Increases or New		Total Obligated Fund Balances for the Budget Year
		CAO Recommended	Adopted by the Board of Supervisors	CAO Recommended	Adopted by the Board of Supervisors	
1	2	3	4	5	6	7
40890 COUNTY SERVICE AREA #72						
2173 DESIG-GENERAL	$ 838	$	$	$ 1,399	$ 1,399	$ 2,237
TOTAL COUNTY SERVICE AREA #72	**$ 838**	**$**	**$**	**$ 1,399**	**$ 1,399**	**$ 2,237**
40893 COUNTY SERVICE AREA #71 ZONE 5						
2173 DESIG-GENERAL	$ 144,928	$	$	$ 10,541	$ 10,541	$ 155,469
TOTAL COUNTY SERVICE AREA #71 ZONE 5	**$ 144,928**	**$**	**$**	**$ 10,541**	**$ 10,541**	**$ 155,469**
40894 COUNTY SERVICE AREA #71 ZONE 6						
2173 DESIG-GENERAL	$ 4,061	$ 552	$ 552	$	$	$ 3,509
TOTAL COUNTY SERVICE AREA #71 ZONE 6	**$ 4,061**	**$ 552**	**$ 552**	**$**	**$**	**$ 3,509**
40895 COUNTY SERVICE AREA #71 ZONE 7						
2173 DESIG-GENERAL	$ 606,579	$	$	$ 61,132	$ 61,132	$ 667,711
TOTAL COUNTY SERVICE AREA #71 ZONE 7	**$ 606,579**	**$**	**$**	**$ 61,132**	**$ 61,132**	**$ 667,711**
40896 COUNTY SERVICE AREA #71 ZONE 8						
2173 DESIG-GENERAL	$ 607,218	$ 40,227	$ 40,227	$	$	$ 566,991
TOTAL COUNTY SERVICE AREA #71 ZONE 8	**$ 607,218**	**$ 40,227**	**$ 40,227**	**$**	**$**	**$ 566,991**
40901 COUNTY SERVICE AREA #71 ZONE 9						
2173 DESIG-GENERAL	$ 57,909	$ 5,152	$ 5,152	$	$	$ 52,757
TOTAL COUNTY SERVICE AREA #71 ZONE 9	**$ 57,909**	**$ 5,152**	**$ 5,152**	**$**	**$**	**$ 52,757**
40904 COUNTY SERVICE AREA #81						
2173 DESIG-GENERAL	$ 25,596	$ 1,649	$ 1,649	$	$	$ 23,947
TOTAL COUNTY SERVICE AREA #81	**$ 25,596**	**$ 1,649**	**$ 1,649**	**$**	**$**	**$ 23,947**
40906 COUNTY SERVICE AREA #85						
2173 DESIG-GENERAL	$ 89,415	$ 7,346	$ 7,346	$	$	$ 82,069
TOTAL COUNTY SERVICE AREA #85	**$ 89,415**	**$ 7,346**	**$ 7,346**	**$**	**$**	**$ 82,069**
40908 COUNTY SERVICE AREA 71 ZONE 10						
2173 DESIG-GENERAL	$ 311,990	$ 99,509	$ 99,509	$	$	$ 212,481
TOTAL COUNTY SERVICE AREA 71 ZONE 10	**$ 311,990**	**$ 99,509**	**$ 99,509**	**$**	**$**	**$ 212,481**
40910 COUNTY SERVICE AREA #87.2						
2173 DESIG-GENERAL	$ 178	$	$	$ 2,350	$ 2,350	$ 2,528
TOTAL COUNTY SERVICE AREA #87.2	**$ 178**	**$**	**$**	**$ 2,350**	**$ 2,350**	**$ 2,528**
40911 COUNTY SERVICE AREA #87						
2173 DESIG-GENERAL	$ 8,309	$	$	$ 429	$ 429	$ 8,738
TOTAL COUNTY SERVICE AREA #87	**$ 8,309**	**$**	**$**	**$ 429**	**$ 429**	**$ 8,738**

State Controller Schedules
County Budget Act
January 2010

COUNTY OF KERN
Special Districts and other Agencies
Obligated Fund Balances
Fiscal Year 2012-13

Schedule 14

District Name	Obligated Fund Balances June 30, 2012	Decreases or Cancellations: CAO Recommended	Decreases or Cancellations: Adopted by the Board of Supervisors	Increases or New: CAO Recommended	Increases or New: Adopted by the Board of Supervisors	Total Obligated Fund Balances for the Budget Year
1	2	3	4	5	6	7
40913 COUNTY SERVICE AREA #89						
2173 DESIG-GENERAL	$ 1,210	$ 1,181	$ 1,181	$	$	$ 29
TOTAL COUNTY SERVICE AREA #89	**$ 1,210**	**$ 1,181**	**$ 1,181**	**$**	**$**	**$ 29**
40914 COUNTY SERVICE AREA #91						
2173 DESIG-GENERAL	$ 7,342	$ 1,742	$ 1,742	$	$	$ 5,600
TOTAL COUNTY SERVICE AREA #91	**$ 7,342**	**$ 1,742**	**$ 1,742**	**$**	**$**	**$ 5,600**
40915 COUNTY SERVICE AREA #92						
2173 DESIG-GENERAL	$ 8,116	$ 2,033	$ 2,033	$	$	$ 6,083
TOTAL COUNTY SERVICE AREA #92	**$ 8,116**	**$ 2,033**	**$ 2,033**	**$**	**$**	**$ 6,083**
40916 COUNTY SERVICE AREA #92 ZONE 1						
2173 DESIG-GENERAL	$ 29,312	$ 4,849	$ 4,849	$	$	$ 24,463
TOTAL COUNTY SERVICE AREA #92 ZONE 1	**$ 29,312**	**$ 4,849**	**$ 4,849**	**$**	**$**	**$ 24,463**
40917 COUNTY SERVICE AREA #92 ZONE 2						
2173 DESIG-GENERAL	$ 5,961	$	$	$ 828	$ 828	$ 6,789
TOTAL COUNTY SERVICE AREA #92 ZONE 2	**$ 5,961**	**$**	**$**	**$ 828**	**$ 828**	**$ 6,789**
40918 CSA #95 - CONSTRUCTION						
2173 DESIG-GENERAL	$ 35,256	$ 784	$ 784	$	$	$ 34,472
TOTAL CSA #95 - CONSTRUCTION	**$ 35,256**	**$ 784**	**$ 784**	**$**	**$**	**$ 34,472**
40920 CSA #94						
2173 DESIG-GENERAL	$ 822	$	$	$ 980	$ 980	$ 1,802
TOTAL CSA #94	**$ 822**	**$**	**$**	**$ 980**	**$ 980**	**$ 1,802**
40921 CSA #94 ZONE 1						
2173 DESIG-GENERAL	$ 6,156	$	$	$ 28	$ 28	$ 6,184
TOTAL CSA #94 ZONE 1	**$ 6,156**	**$**	**$**	**$ 28**	**$ 28**	**$ 6,184**
40922 COUNTY SERVICE AREA #97 ZONE 1						
2173 DESIG-GENERAL	$ 2,615	$	$	$ 276	$ 276	$ 2,891
TOTAL COUNTY SERVICE AREA #97 ZONE 1	**$ 2,615**	**$**	**$**	**$ 276**	**$ 276**	**$ 2,891**
40923 COUNTY SERVICE AREA #97 ZONE 2						
2173 DESIG-GENERAL	$ 14,129	$	$	$ 2,198	$ 2,198	$ 16,327
TOTAL COUNTY SERVICE AREA #97 ZONE 2	**$ 14,129**	**$**	**$**	**$ 2,198**	**$ 2,198**	**$ 16,327**
40925 COUNTY SERVICE AREA #97						
2173 DESIG-GENERAL	$ 11,832	$	$	$ 426	$ 426	$ 12,258
TOTAL COUNTY SERVICE AREA #97	**$ 11,832**	**$**	**$**	**$ 426**	**$ 426**	**$ 12,258**
TOTAL COUNTY SERVICE AREAS	**$ 7,005,296**	**$ 589,216**	**$ 588,926**	**$ 594,825**	**$ 601,711**	**$ 7,018,081**

State Controller Schedules
County Budget Act
January 2010

COUNTY OF KERN
Special Districts and other Agencies
Obligated Fund Balances
Fiscal Year 2012-13

Schedule 14

District Name	Obligated Fund Balances June 30, 2012	Decreases or Cancellations: CAO Recommended	Decreases or Cancellations: Adopted by the Board of Supervisors	Increases or New: CAO Recommended	Increases or New: Adopted by the Board of Supervisors	Total Obligated Fund Balances for the Budget Year
1	2	3	4	5	6	7
SANITATION DISTRICTS						
40313 FORD CITY-TAFT HTS SANIT M&O						
2198 DESIG-CAPITAL PROJECTS	$ 857,241	$	$	$ 172,874	$ 172,874	$ 1,030,115
TOTAL FORD CITY-TAFT HTS SANIT M&O	**$ 857,241**	**$**	**$**	**$ 172,874**	**$ 172,874**	**$ 1,030,115**
40332 KERN SANITATION AUTHORITY						
2198 DESIG-CAPITAL PROJECTS	$ 4,601,237	$ 410,694	$ 410,694	$	$	$ 4,190,543
TOTAL KERN SANITATION AUTHORITY	**$ 4,601,237**	**$ 410,694**	**$ 410,694**	**$**	**$**	**$ 4,190,543**
TOTAL SANITATION DISTRICTS	**$ 5,458,478**	**$ 410,694**	**$ 410,694**	**$ 172,874**	**$ 172,874**	**$ 5,220,658**
PUBLIC ASSISTANCE AUTHORITY						
40491 IHSS PUBLIC AUTHORITY						
2173 DESIG-GENERAL	$ 221	$	$	$	$	$ 221
TOTAL IHSS PUBLIC AUTHORITY	**$ 221**	**$**	**$**	**$**	**$**	**$ 221**
TOTAL PUBLIC ASSISTANCE AUTHORITY	**$ 221**	**$**	**$**	**$**	**$**	**$ 221**
TOTAL SPECIAL DISTRICTS AND OTHER AGENCIES	**$ 12,463,995**	**$ 999,910**	**$ 999,620**	**$ 767,699**	**$ 774,585**	**$ 12,238,960**
Arithmetic Results						COL 2-4+6
Total Transferred To	SCH 13, COL'S 4&5		SCH 12, COL 3		SCH 12, COL 7	

State Controller Schedules
County Budget Act
January 2010

COUNTY OF KERN
Special Districts and Other Agencies
Financing Sources and Uses by Budget Unit by Object
Fiscal Year 2012-13

Schedule 15

COUNTY SERVICE AREA #3
SPECIAL DISTRICT

Fund 40515
Budget Unit 9103

Detail by Revenue Category and Expenditure Object	Actual 2010-11	Actual 2011-12	CAO Recommended 2012-13	Adopted by the Board of Supervisors 2012-13
1	2	3	4	5
TAXES	$ 1,263	$ 1,844	$ 1,781	$ 1,781
FINES AND FORFEITURES	65	2		
USE OF MONEY/PROPERTY	44	28	120	120
CHARGES FOR SERVICES	(15)	(15)		
OTHER FINANCING SOURCES	46	50	46	46
TOTAL REVENUE	**$ 1,403**	**$ 1,909**	**$ 1,947**	**$ 1,947**
SERVICES & SUPPLIES	$ 2,029	$ 1,606	$ 1,675	$ 1,675
OTHER CHARGES	6	470	640	640
TOTAL EXPENDITURES/APPROPRIATIONS	**$ 2,035**	**$ 2,076**	**$ 2,315**	**$ 2,315**
NET COST	**$ (632)**	**$ (167)**	**$ (368)**	**$ (368)**

State Controller Schedules
County Budget Act
January 2010

COUNTY OF KERN
Special Districts and Other Agencies
Financing Sources and Uses by Budget Unit by Object
Fiscal Year 2012-13

Schedule 15

COUNTY SERVICE AREA #4
SPECIAL DISTRICT

Fund 40520
Budget Unit 9104

Detail by Revenue Category and Expenditure Object	Actual 2010-11	Actual 2011-12	CAO Recommended 2012-13	Adopted by the Board of Supervisors 2012-13
1	2	3	4	5
TAXES	$ 5,252	$ 6,257	$ 5,814	$ 5,814
FINES AND FORFEITURES	97	150		
USE OF MONEY/PROPERTY	101	69	276	276
CHARGES FOR SERVICES	(41)	(41)		
OTHER FINANCING SOURCES	156	152	146	146
TOTAL REVENUE	**$ 5,565**	**$ 6,587**	**$ 6,236**	**$ 6,236**
SERVICES & SUPPLIES	$ 6,638	$ 5,241	$ 5,790	$ 5,790
OTHER CHARGES	17	1,475	1,510	1,510
TOTAL EXPENDITURES/APPROPRIATIONS	**$ 6,655**	**$ 6,716**	**$ 7,300**	**$ 7,300**
NET COST	**$ (1,090)**	**$ (129)**	**$ (1,064)**	**$ (1,064)**

State Controller Schedules
County Budget Act
January 2010

COUNTY OF KERN
Special Districts and Other Agencies
Financing Sources and Uses by Budget Unit by Object
Fiscal Year 2012-13

Schedule 15

COUNTY SERVICE AREA #5
SPECIAL DISTRICT

Fund 40525
Budget Unit 9105

Detail by Revenue Category and Expenditure Object	Actual 2010-11	Actual 2011-12	CAO Recommended 2012-13	Adopted by the Board of Supervisors 2012-13
1	2	3	4	5
TAXES	$ 3,223	$ 153	$ 1,465	$ 1,465
FINES AND FORFEITURES	120	25		
USE OF MONEY/PROPERTY	195	139	510	510
CHARGES FOR SERVICES	(51)			
OTHER FINANCING SOURCES	116	112	109	109
TOTAL REVENUE	**$ 3,603**	**$ 429**	**$ 2,084**	**$ 2,084**
APPROPRIATION FR CONTINGENCIES	$	$	$ 400	$ 400
SERVICES & SUPPLIES	4,263	3,256	3,516	3,516
OTHER CHARGES	8	1,194	1,550	1,550
TOTAL EXPENDITURES/APPROPRIATIONS	**$ 4,271**	**$ 4,450**	**$ 5,466**	**$ 5,466**
NET COST	**$ (668)**	**$ (4,021)**	**$ (3,382)**	**$ (3,382)**

State Controller Schedules
County Budget Act
January 2010

COUNTY OF KERN
Special Districts and Other Agencies
Financing Sources and Uses by Budget Unit by Object
Fiscal Year 2012-13

Schedule 15

COUNTY SERVICE AREA #6
SPECIAL DISTRICT

Fund 40530
Budget Unit 9106

Detail by Revenue Category and Expenditure Object	Actual 2010-11	Actual 2011-12	CAO Recommended 2012-13	Adopted by the Board of Supervisors 2012-13
1	2	3	4	5
TAXES	$ 7,568	$ 12,741	$ 14,393	$ 14,393
FINES AND FORFEITURES	52	88		
USE OF MONEY/PROPERTY	303	183	723	723
CHARGES FOR SERVICES	(100)	(101)		
OTHER FINANCING SOURCES	320	340	330	330
TOTAL REVENUE	**$ 8,143**	**$ 13,251**	**$ 15,446**	**$ 15,446**
APPROPRIATION FR CONTINGENCIES	$	$	$ 1,147	$ 1,147
SERVICES & SUPPLIES	14,893	11,605	12,053	12,053
OTHER CHARGES	46	2,935	3,300	3,300
TOTAL EXPENDITURES/APPROPRIATIONS	**$ 14,939**	**$ 14,540**	**$ 16,500**	**$ 16,500**
NET COST	**$ (6,796)**	**$ (1,289)**	**$ (1,054)**	**$ (1,054)**

State Controller Schedules
County Budget Act
January 2010

COUNTY OF KERN
Special Districts and Other Agencies
Financing Sources and Uses by Budget Unit by Object
Fiscal Year 2012-13

Schedule 15

COUNTY SERVICE AREA #7
SPECIAL DISTRICT

Fund 40535
Budget Unit 9107

Detail by Revenue Category and Expenditure Object	Actual 2010-11	Actual 2011-12	CAO Recommended 2012-13	Adopted by the Board of Supervisors 2012-13
1	2	3	4	5
TAXES	$ 377	$ 350	$ 428	$ 428
FINES AND FORFEITURES	8			
USE OF MONEY/PROPERTY	16	11	44	44
CHARGES FOR SERVICES	(5)	(5)		
OTHER FINANCING SOURCES	14	14	14	14
TOTAL REVENUE	**$ 410**	**$ 370**	**$ 486**	**$ 486**
SERVICES & SUPPLIES	$ 529	$ 392	$ 491	$ 491
OTHER CHARGES	2	192	209	209
TOTAL EXPENDITURES/APPROPRIATIONS	**$ 531**	**$ 584**	**$ 700**	**$ 700**
NET COST	**$ (121)**	**$ (214)**	**$ (214)**	**$ (214)**

State Controller Schedules
County Budget Act
January 2010

COUNTY OF KERN
Special Districts and Other Agencies
Financing Sources and Uses by Budget Unit by Object
Fiscal Year 2012-13

Schedule 15

COUNTY SERVICE AREA #8
SPECIAL DISTRICT

Fund 40540
Budget Unit 9108

Detail by Revenue Category and Expenditure Object	Actual 2010-11	Actual 2011-12	CAO Recommended 2012-13	Adopted by the Board of Supervisors 2012-13
1	2	3	4	5
TAXES	$ 13,252	$ 15,907	$ 15,422	$ 15,422
FINES AND FORFEITURES	125	173		
USE OF MONEY/PROPERTY	203	128	480	480
CHARGES FOR SERVICES	(53)	(53)		
OTHER FINANCING SOURCES	380	370	354	354
TOTAL REVENUE	**$ 13,907**	**$ 16,525**	**$ 16,256**	**$ 16,256**
APPROPRIATION FR CONTINGENCIES	$	$	$ 755	$ 755
SERVICES & SUPPLIES	17,738	12,187	12,955	12,955
OTHER CHARGES	42	3,514	3,990	3,990
TOTAL EXPENDITURES/APPROPRIATIONS	**$ 17,780**	**$ 15,701**	**$ 17,700**	**$ 17,700**
NET COST	**$ (3,873)**	**$**	**$ (1,444)**	**$ (1,444)**

State Controller Schedules
County Budget Act
January 2010

COUNTY OF KERN
Special Districts and Other Agencies
Financing Sources and Uses by Budget Unit by Object
Fiscal Year 2012-13

Schedule 15

COUNTY SERVICE AREA #9
SPECIAL DISTRICT

Fund 40545
Budget Unit 9109

Detail by Revenue Category and Expenditure Object	Actual 2010-11	Actual 2011-12	CAO Recommended 2012-13	Adopted by the Board of Supervisors 2012-13
1	2	3	4	5
TAXES	$ 22,991	$ 22,409	$ 21,785	$ 21,785
FINES AND FORFEITURES	185	74		
USE OF MONEY/PROPERTY	490	353	1,371	1,371
CHARGES FOR SERVICES	(88)	(88)		
OTHER FINANCING SOURCES	580	660	650	650
TOTAL REVENUE	**$ 24,158**	**$ 23,408**	**$ 23,806**	**$ 23,806**
APPROPRIATION FR CONTINGENCIES	$	$	$ 2,418	$ 2,418
SERVICES & SUPPLIES	27,620	19,722	24,082	24,082
OTHER CHARGES	58	5,075	6,000	6,000
TOTAL EXPENDITURES/APPROPRIATIONS	**$ 27,678**	**$ 24,797**	**$ 32,500**	**$ 32,500**
NET COST	**$ (3,520)**	**$ (1,389)**	**$ (8,694)**	**$ (8,694)**

State Controller Schedules
County Budget Act
January 2010

COUNTY OF KERN
Special Districts and Other Agencies
Financing Sources and Uses by Budget Unit by Object
Fiscal Year 2012-13

Schedule 15

COUNTY SERVICE AREA #10
SPECIAL DISTRICT

Fund 40550
Budget Unit 9110

Detail by Revenue Category and Expenditure Object	Actual 2010-11	Actual 2011-12	CAO Recommended 2012-13	Adopted by the Board of Supervisors 2012-13
1	2	3	4	5
TAXES	$ 12,360	$ 18,230	$ 18,362	$ 18,362
FINES AND FORFEITURES	89	28		
USE OF MONEY/PROPERTY	456	292	1,223	1,223
CHARGES FOR SERVICES	(121)	(121)		
OTHER FINANCING SOURCES	510	480	478	478
TOTAL REVENUE	**$ 13,294**	**$ 18,909**	**$ 20,063**	**$ 20,063**
SERVICES & SUPPLIES	$ 20,650	$ 16,246	$ 18,550	$ 18,550
OTHER CHARGES	50	4,231	5,350	5,350
TOTAL EXPENDITURES/APPROPRIATIONS	**$ 20,700**	**$ 20,477**	**$ 23,900**	**$ 23,900**
NET COST	**$ (7,406)**	**$ (1,568)**	**$ (3,837)**	**$ (3,837)**

State Controller Schedules
County Budget Act
January 2010

COUNTY OF KERN
Special Districts and Other Agencies
Financing Sources and Uses by Budget Unit by Object
Fiscal Year 2012-13

Schedule 15

COUNTY SERVICE AREA #11
SPECIAL DISTRICT

Fund 40555
Budget Unit 9111

Detail by Revenue Category and Expenditure Object	Actual 2010-11	Actual 2011-12	CAO Recommended 2012-13	Adopted by the Board of Supervisors 2012-13
1	2	3	4	5
TAXES	$ 24,572	$ 24,112	$ 23,117	$ 23,117
FINES AND FORFEITURES	797	409		
USE OF MONEY/PROPERTY	925	681	2,964	2,964
CHARGES FOR SERVICES	(304)	(304)		
OTHER FINANCING SOURCES	780	720	716	716
TOTAL REVENUE	**$ 26,770**	**$ 25,618**	**$ 26,797**	**$ 26,797**
APPROPRIATION FR CONTINGENCIES	$	$	$ 3,100	$ 3,100
SERVICES & SUPPLIES	28,640	22,816	24,900	24,900
OTHER CHARGES	87	6,555	7,800	7,800
TOTAL EXPENDITURES/APPROPRIATIONS	**$ 28,727**	**$ 29,371**	**$ 35,800**	**$ 35,800**
NET COST	**$ (1,957)**	**$ (3,753)**	**$ (9,003)**	**$ (9,003)**

State Controller Schedules
County Budget Act
January 2010

COUNTY OF KERN
Special Districts and Other Agencies
Financing Sources and Uses by Budget Unit by Object
Fiscal Year 2012-13

Schedule 15

COUNTY SERVICE AREA #12.2
SPECIAL DISTRICT

Fund 40561
Budget Unit 9113

Detail by Revenue Category and Expenditure Object	Actual 2010-11	Actual 2011-12	CAO Recommended 2012-13	Adopted by the Board of Supervisors 2012-13
1	2	3	4	5
USE OF MONEY/PROPERTY	$ 23	$ 17	$	$
TOTAL REVENUE	**$ 23**	**$ 17**	**$**	**$**
SERVICES & SUPPLIES	$ 1	$	$ 1,802	$ 1,803
OTHER CHARGES	4	127	180	180
TOTAL EXPENDITURES/APPROPRIATIONS	**$ 5**	**$ 127**	**$ 1,982**	**$ 1,983**
NET COST	**$ 18**	**$ (110)**	**$ (1,982)**	**$ (1,983)**

State Controller Schedules
County Budget Act
January 2010

COUNTY OF KERN
Special Districts and Other Agencies
Financing Sources and Uses by Budget Unit by Object
Fiscal Year 2012-13

Schedule 15

COUNTY SERVICE AREA #12.6
SPECIAL DISTRICT

Fund 40565
Budget Unit 9117

Detail by Revenue Category and Expenditure Object	Actual 2010-11	Actual 2011-12	CAO Recommended 2012-13	Adopted by the Board of Supervisors 2012-13
1	2	3	4	5
USE OF MONEY/PROPERTY	$ 89	$ 68	$	$
TOTAL REVENUE	**$ 89**	**$ 68**	**$**	**$**
SERVICES & SUPPLIES	$	$	$ 7,983	$ 7,990
OTHER CHARGES		201	330	330
TOTAL EXPENDITURES/APPROPRIATIONS	**$**	**$ 201**	**$ 8,313**	**$ 8,320**
NET COST	**$ 89**	**$ (133)**	**$ (8,313)**	**$ (8,320)**

State Controller Schedules
County Budget Act
January 2010

COUNTY OF KERN
Special Districts and Other Agencies
Financing Sources and Uses by Budget Unit by Object
Fiscal Year 2012-13

Schedule 15

COUNTY SERVICE AREA #12.9
SPECIAL DISTRICT

Fund 40568
Budget Unit 9120

Detail by Revenue Category and Expenditure Object	Actual 2010-11	Actual 2011-12	CAO Recommended 2012-13	Adopted by the Board of Supervisors 2012-13
1	2	3	4	5
TOTAL REVENUE	**$**	**$**	**$**	**$**
SERVICES & SUPPLIES	$ 5	$	$ 7,082	$ 7,082
OTHER CHARGES	14	113	161	161
TOTAL EXPENDITURES/APPROPRIATIONS	**$ 19**	**$ 113**	**$ 7,243**	**$ 7,243**
NET COST	**$ (19)**	**$ (113)**	**$ (7,243)**	**$ (7,243)**

State Controller Schedules
County Budget Act
January 2010

COUNTY OF KERN
Special Districts and Other Agencies
Financing Sources and Uses by Budget Unit by Object
Fiscal Year 2012-13

Schedule 15

COUNTY SERVICE AREA #12.1 ZN 1
SPECIAL DISTRICT

Fund 40572
Budget Unit 9128

Detail by Revenue Category and Expenditure Object	Actual 2010-11	Actual 2011-12	CAO Recommended 2012-13	Adopted by the Board of Supervisors 2012-13
1	2	3	4	5
USE OF MONEY/PROPERTY	$ 36	$ 28	$	$
TOTAL REVENUE	**$ 36**	**$ 28**	**$**	**$**
SERVICES & SUPPLIES	$ 2	$	$ 3,391	$ 3,393
OTHER CHARGES	6	28	45	45
TOTAL EXPENDITURES/APPROPRIATIONS	**$ 8**	**$ 28**	**$ 3,436**	**$ 3,438**
NET COST	**$ 28**	**$**	**$ (3,436)**	**$ (3,438)**

State Controller Schedules
County Budget Act
January 2010

COUNTY OF KERN
Special Districts and Other Agencies
Financing Sources and Uses by Budget Unit by Object
Fiscal Year 2012-13

Schedule 15

COUNTY SERVICE AREA #11 ZONE 4
SPECIAL DISTRICT

Fund 40556
Budget Unit 9129

Detail by Revenue Category and Expenditure Object	Actual 2010-11	Actual 2011-12	CAO Recommended 2012-13	Adopted by the Board of Supervisors 2012-13
1	2	3	4	5
TAXES	$ 132,003	$ 133,385	$ 158,004	$ 158,004
FINES AND FORFEITURES	1,020	1,590		
USE OF MONEY/PROPERTY	1,270	730	1,720	1,720
CHARGES FOR SERVICES	(137)	(137)		
TOTAL REVENUE	**$ 134,156**	**$ 135,568**	**$ 159,724**	**$ 159,724**
APPROPRIATION FR CONTINGENCIES	$	$	$ 9,580	$ 9,580
SERVICES & SUPPLIES	161,526	152,270	155,583	155,583
OTHER CHARGES	222	16,761	18,500	18,500
TOTAL EXPENDITURES/APPROPRIATIONS	**$ 161,748**	**$ 169,031**	**$ 183,663**	**$ 183,663**
NET COST	**$ (27,592)**	**$ (33,463)**	**$ (23,939)**	**$ (23,939)**

State Controller Schedules
County Budget Act
January 2010

COUNTY OF KERN
Special Districts and Other Agencies
Financing Sources and Uses by Budget Unit by Object
Fiscal Year 2012-13

Schedule 15

COUNTY SERVICE AREA #11 ZONE 5
SPECIAL DISTRICT

Fund 40557
Budget Unit 9130

Detail by Revenue Category and Expenditure Object	Actual 2010-11	Actual 2011-12	CAO Recommended 2012-13	Adopted by the Board of Supervisors 2012-13
1	2	3	4	5
TAXES	$ 4,477	$ 4,818	$ 4,387	$ 4,387
FINES AND FORFEITURES	6	51		
USE OF MONEY/PROPERTY	84	102	434	434
CHARGES FOR SERVICES	(17)	(17)		
TOTAL REVENUE	**$ 4,550**	**$ 4,954**	**$ 4,821**	**$ 4,821**
APPROPRIATION FR CONTINGENCIES	$	$	$ 677	$ 677
SERVICES & SUPPLIES	164		4,805	4,805
OTHER CHARGES	3	41	1,518	1,518
TOTAL EXPENDITURES/APPROPRIATIONS	**$ 167**	**$ 41**	**$ 7,000**	**$ 7,000**
NET COST	**$ 4,383**	**$ 4,913**	**$ (2,179)**	**$ (2,179)**

State Controller Schedules
County Budget Act
January 2010

COUNTY OF KERN
Special Districts and Other Agencies
Financing Sources and Uses by Budget Unit by Object
Fiscal Year 2012-13

Schedule 15

COUNTY SERVICE AREA #13
SPECIAL DISTRICT

Fund 40595
Budget Unit 9150

Detail by Revenue Category and Expenditure Object	Actual 2010-11	Actual 2011-12	CAO Recommended 2012-13	Adopted by the Board of Supervisors 2012-13
1	2	3	4	5
TAXES	$ 574	$ 1,045	$ 1,653	$ 1,653
FINES AND FORFEITURES	7	4		
USE OF MONEY/PROPERTY	34	19	71	71
CHARGES FOR SERVICES	(28)	(28)		
OTHER FINANCING SOURCES	36	36	35	35
TOTAL REVENUE	**$ 623**	**$ 1,076**	**$ 1,759**	**$ 1,759**
SERVICES & SUPPLIES	$ 1,520	$ 1,237	$ 1,275	$ 1,275
OTHER CHARGES		1,091	1,475	1,475
TOTAL EXPENDITURES/APPROPRIATIONS	**$ 1,520**	**$ 2,328**	**$ 2,750**	**$ 2,750**
NET COST	**$ (897)**	**$ (1,252)**	**$ (991)**	**$ (991)**

State Controller Schedules
County Budget Act
January 2010

COUNTY OF KERN
Special Districts and Other Agencies
Financing Sources and Uses by Budget Unit by Object
Fiscal Year 2012-13

Schedule 15

COUNTY SERVICE AREA #14
SPECIAL DISTRICT

Fund 40600
Budget Unit 9151

Detail by Revenue Category and Expenditure Object	Actual 2010-11	Actual 2011-12	CAO Recommended 2012-13	Adopted by the Board of Supervisors 2012-13
1	2	3	4	5
TAXES	$ 4,446	$ 4,650	$ 4,323	$ 4,323
FINES AND FORFEITURES	76	248		
USE OF MONEY/PROPERTY	470	387	1,320	1,320
CHARGES FOR SERVICES	(36)	(36)		
TOTAL REVENUE	**$ 4,956**	**$ 5,249**	**$ 5,643**	**$ 5,643**
APPROPRIATION FR CONTINGENCIES	$	$	$ 1,674	$ 1,674
SERVICES & SUPPLIES	1,845		1	1
OTHER CHARGES	28	157	17,890	17,890
TOTAL EXPENDITURES/APPROPRIATIONS	**$ 1,873**	**$ 157**	**$ 19,565**	**$ 19,565**
NET COST	**$ 3,083**	**$ 5,092**	**$ (13,922)**	**$ (13,922)**

State Controller Schedules
County Budget Act
January 2010

COUNTY OF KERN
Special Districts and Other Agencies
Financing Sources and Uses by Budget Unit by Object
Fiscal Year 2012-13

Schedule 15

COUNTY SERVICE AREA #15
SPECIAL DISTRICT

Fund 40605
Budget Unit 9152

Detail by Revenue Category and Expenditure Object	Actual 2010-11	Actual 2011-12	CAO Recommended 2012-13	Adopted by the Board of Supervisors 2012-13
1	2	3	4	5
TAXES	$ 22,227	$ 432	$ 3,453	$ 3,453
FINES AND FORFEITURES	272	148		
USE OF MONEY/PROPERTY	923	694	2,661	2,661
CHARGES FOR SERVICES	(144)			
OTHER FINANCING SOURCES	528	520	520	520
TOTAL REVENUE	**$ 23,806**	**$ 1,794**	**$ 6,634**	**$ 6,634**
APPROPRIATION FR CONTINGENCIES	$	$	$ 2,057	$ 2,057
SERVICES & SUPPLIES	20,055	15,915	17,068	17,068
OTHER CHARGES	59	5,512	6,875	6,875
TOTAL EXPENDITURES/APPROPRIATIONS	**$ 20,114**	**$ 21,427**	**$ 26,000**	**$ 26,000**
NET COST	**$ 3,692**	**$ (19,633)**	**$ (19,366)**	**$ (19,366)**

State Controller Schedules
County Budget Act
January 2010

COUNTY OF KERN
Special Districts and Other Agencies
Financing Sources and Uses by Budget Unit by Object
Fiscal Year 2012-13

Schedule 15

COUNTY SERVICE AREA #16
SPECIAL DISTRICT

Fund 40610
Budget Unit 9153

Detail by Revenue Category and Expenditure Object	Actual 2010-11	Actual 2011-12	CAO Recommended 2012-13	Adopted by the Board of Supervisors 2012-13
1	2	3	4	5
TAXES	$ 20,579	$ 19,590	$ 19,274	$ 19,274
FINES AND FORFEITURES	746	315		
USE OF MONEY/PROPERTY	200	59	636	636
CHARGES FOR SERVICES	(253)	(253)		
OTHER FINANCING SOURCES	430	540	24,420	24,420
TOTAL REVENUE	**$ 21,702**	**$ 20,251**	**$ 44,330**	**$ 44,330**
SERVICES & SUPPLIES	$ 27,889	$ 11,356	$ 13,298	$ 13,298
OTHER CHARGES	270	4,499	7,702	7,702
TOTAL EXPENDITURES/APPROPRIATIONS	**$ 28,159**	**$ 15,855**	**$ 21,000**	**$ 21,000**
NET COST	**$ (6,457)**	**$ 4,396**	**$ 23,330**	**$ 23,330**

State Controller Schedules
County Budget Act
January 2010

COUNTY OF KERN
Special Districts and Other Agencies
Financing Sources and Uses by Budget Unit by Object
Fiscal Year 2012-13

Schedule 15

COUNTY SERVICE AREA #17
SPECIAL DISTRICT

Fund 40615
Budget Unit 9154

Detail by Revenue Category and Expenditure Object	Actual 2010-11	Actual 2011-12	CAO Recommended 2012-13	Adopted by the Board of Supervisors 2012-13
1	2	3	4	5
TAXES	$ 48,317	$ 59,041	$ 50,627	$ 50,627
FINES AND FORFEITURES	1,115	1,044		
USE OF MONEY/PROPERTY	771	546	2,358	2,358
CHARGES FOR SERVICES	(341)	(341)		
OTHER FINANCING SOURCES	1,340	1,310	1,260	1,260
TOTAL REVENUE	**$ 51,202**	**$ 61,600**	**$ 54,245**	**$ 54,245**
SERVICES & SUPPLIES	$ 57,271	$ 44,620	$ 50,174	$ 50,174
OTHER CHARGES	92	10,480	12,826	12,826
TOTAL EXPENDITURES/APPROPRIATIONS	**$ 57,363**	**$ 55,100**	**$ 63,000**	**$ 63,000**
NET COST	**$ (6,161)**	**$ 6,500**	**$ (8,755)**	**$ (8,755)**

State Controller Schedules
County Budget Act
January 2010

COUNTY OF KERN
Special Districts and Other Agencies
Financing Sources and Uses by Budget Unit by Object
Fiscal Year 2012-13

Schedule 15

COUNTY SERVICE AREA #18
SPECIAL DISTRICT

Fund 40620
Budget Unit 9155

Detail by Revenue Category and Expenditure Object	Actual 2010-11	Actual 2011-12	CAO Recommended 2012-13	Adopted by the Board of Supervisors 2012-13
1	2	3	4	5
TAXES	$ 41,000	$ 54,799	$ 50,830	$ 50,830
FINES AND FORFEITURES	1,224	1,843		
USE OF MONEY/PROPERTY	970	616	2,558	2,558
CHARGES FOR SERVICES	(441)	(441)		
OTHER FINANCING SOURCES	1,274	1,320	1,296	1,296
TOTAL REVENUE	**$ 44,027**	**$ 58,137**	**$ 54,684**	**$ 54,684**
APPROPRIATION FR CONTINGENCIES	$	$	$ 3,000	$ 3,000
SERVICES & SUPPLIES	61,251	48,156	48,400	48,400
OTHER CHARGES	131	13,395	13,400	13,400
TOTAL EXPENDITURES/APPROPRIATIONS	**$ 61,382**	**$ 61,551**	**$ 64,800**	**$ 64,800**
NET COST	**$ (17,355)**	**$ (3,414)**	**$ (10,116)**	**$ (10,116)**

State Controller Schedules
County Budget Act
January 2010

COUNTY OF KERN
Special Districts and Other Agencies
Financing Sources and Uses by Budget Unit by Object
Fiscal Year 2012-13

Schedule 15

COUNTY SERVICE AREA #17 ZONE 1
SPECIAL DISTRICT

Fund 40616
Budget Unit 9156

Detail by Revenue Category and Expenditure Object	Actual 2010-11	Actual 2011-12	CAO Recommended 2012-13	Adopted by the Board of Supervisors 2012-13
1	2	3	4	5
TAXES	$ 22,278	$ 21,982	$ 21,375	$ 21,375
FINES AND FORFEITURES	561	460		
USE OF MONEY/PROPERTY	1,164	1,090	4,088	4,088
CHARGES FOR SERVICES	(180)	(180)		
TOTAL REVENUE	**$ 23,823**	**$ 23,352**	**$ 25,463**	**$ 25,463**
APPROPRIATION FR CONTINGENCIES	$	$	$ 3,450	$ 3,450
SERVICES & SUPPLIES	22		44,001	44,001
OTHER CHARGES	36	1,141	12,549	12,549
TOTAL EXPENDITURES/APPROPRIATIONS	**$ 58**	**$ 1,141**	**$ 60,000**	**$ 60,000**
NET COST	**$ 23,765**	**$ 22,211**	**$ (34,537)**	**$ (34,537)**

State Controller Schedules
County Budget Act
January 2010

COUNTY OF KERN
Special Districts and Other Agencies
Financing Sources and Uses by Budget Unit by Object
Fiscal Year 2012-13

Schedule 15

COUNTY SERVICE AREA #20
SPECIAL DISTRICT

Fund 40630
Budget Unit 9157

Detail by Revenue Category and Expenditure Object	Actual 2010-11	Actual 2011-12	CAO Recommended 2012-13	Adopted by the Board of Supervisors 2012-13
1	2	3	4	5
TAXES	$ 43,060	$ 36,781	$ 34,496	$ 34,496
FINES AND FORFEITURES	607	559		
USE OF MONEY/PROPERTY	1,195	914	3,982	3,982
CHARGES FOR SERVICES	(303)	(303)		
OTHER FINANCING SOURCES	1,080	1,020	1,000	1,000
TOTAL REVENUE	**$ 45,639**	**$ 38,971**	**$ 39,478**	**$ 39,478**
APPROPRIATION FR CONTINGENCIES	$	$	$ 4,454	$ 4,454
SERVICES & SUPPLIES	43,719	33,325	35,646	35,646
OTHER CHARGES	95	8,652	9,900	9,900
TOTAL EXPENDITURES/APPROPRIATIONS	**$ 43,814**	**$ 41,977**	**$ 50,000**	**$ 50,000**
NET COST	**$ 1,825**	**$ (3,006)**	**$ (10,522)**	**$ (10,522)**

State Controller Schedules
County Budget Act
January 2010

COUNTY OF KERN
Special Districts and Other Agencies
Financing Sources and Uses by Budget Unit by Object
Fiscal Year 2012-13

Schedule 15

COUNTY SERVICE AREA #21
SPECIAL DISTRICT

Fund 40635
Budget Unit 9158

Detail by Revenue Category and Expenditure Object	Actual 2010-11	Actual 2011-12	CAO Recommended 2012-13	Adopted by the Board of Supervisors 2012-13
1	2	3	4	5
TAXES	$ 2,672	$ 3,446	$ 3,314	$ 3,314
FINES AND FORFEITURES	29	42		
USE OF MONEY/PROPERTY	38	19	61	61
CHARGES FOR SERVICES	(24)	(24)		
OTHER FINANCING SOURCES	76	75	1,778	1,778
TOTAL REVENUE	**$ 2,791**	**$ 3,558**	**$ 5,153**	**$ 5,153**
SERVICES & SUPPLIES	$ 4,447	$ 2,449	$ 2,636	$ 2,636
OTHER CHARGES	7	751	1,264	1,264
TOTAL EXPENDITURES/APPROPRIATIONS	**$ 4,454**	**$ 3,200**	**$ 3,900**	**$ 3,900**
NET COST	**$ (1,663)**	**$ 358**	**$ 1,253**	**$ 1,253**

State Controller Schedules
County Budget Act
January 2010

COUNTY OF KERN
Special Districts and Other Agencies
Financing Sources and Uses by Budget Unit by Object
Fiscal Year 2012-13

Schedule 15

COUNTY SERVICE AREA #22
SPECIAL DISTRICT

Fund 40640
Budget Unit 9159

Detail by Revenue Category and Expenditure Object	Actual 2010-11	Actual 2011-12	CAO Recommended 2012-13	Adopted by the Board of Supervisors 2012-13
1	2	3	4	5
TAXES	$ 24,151	$ 14,953	$ 21,470	$ 21,470
FINES AND FORFEITURES	1,674	1,046		
USE OF MONEY/PROPERTY	1,238	833	3,143	3,143
CHARGES FOR SERVICES	(450)	(450)		
OTHER FINANCING SOURCES	960	880	860	860
TOTAL REVENUE	**$ 27,573**	**$ 17,262**	**$ 25,473**	**$ 25,473**
SERVICES & SUPPLIES	$ 38,247	$ 30,143	$ 32,528	$ 32,528
OTHER CHARGES	108	9,249	10,472	10,472
TOTAL EXPENDITURES/APPROPRIATIONS	**$ 38,355**	**$ 39,392**	**$ 43,000**	**$ 43,000**
NET COST	**$ (10,782)**	**$ (22,130)**	**$ (17,527)**	**$ (17,527)**

State Controller Schedules
County Budget Act
January 2010

COUNTY OF KERN
Special Districts and Other Agencies
Financing Sources and Uses by Budget Unit by Object
Fiscal Year 2012-13

Schedule 15

COUNTY SERVICE AREA #23
SPECIAL DISTRICT

Fund 40645
Budget Unit 9160

Detail by Revenue Category and Expenditure Object	Actual 2010-11	Actual 2011-12	CAO Recommended 2012-13	Adopted by the Board of Supervisors 2012-13
1	2	3	4	5
TAXES	$ 24,136	$ 21,949	$ 20,663	$ 20,663
FINES AND FORFEITURES	648	351		
USE OF MONEY/PROPERTY	743	578	2,463	2,463
CHARGES FOR SERVICES	(17)	(15)		
TOTAL REVENUE	**$ 25,510**	**$ 22,863**	**$ 23,126**	**$ 23,126**
APPROPRIATION FR CONTINGENCIES	$	$	$ 2,400	$ 2,400
SERVICES & SUPPLIES	24,397	23,363	33,225	33,225
OTHER CHARGES	56	521	2,375	2,375
TOTAL EXPENDITURES/APPROPRIATIONS	**$ 24,453**	**$ 23,884**	**$ 38,000**	**$ 38,000**
NET COST	**$ 1,057**	**$ (1,021)**	**$ (14,874)**	**$ (14,874)**

State Controller Schedules
County Budget Act
January 2010

COUNTY OF KERN
Special Districts and Other Agencies
Financing Sources and Uses by Budget Unit by Object
Fiscal Year 2012-13

Schedule 15

COUNTY SERVICE AREA #15 ZONE 4
SPECIAL DISTRICT

Fund 40609
Budget Unit 9161

Detail by Revenue Category and Expenditure Object	Actual 2010-11	Actual 2011-12	CAO Recommended 2012-13	Adopted by the Board of Supervisors 2012-13
1	2	3	4	5
TAXES	$ 1,452	$ 1,444	$ 2,233	$ 2,233
FINES AND FORFEITURES	9	1		
USE OF MONEY/PROPERTY	42	29	116	116
CHARGES FOR SERVICES	(19)	(19)		
OTHER FINANCING SOURCES	44	44	48	48
TOTAL REVENUE	**$ 1,528**	**$ 1,499**	**$ 2,397**	**$ 2,397**
APPROPRIATION FR CONTINGENCIES	$	$	$ 200	$ 200
SERVICES & SUPPLIES	1,934	1,406	1,718	1,718
OTHER CHARGES	4	1,529	480	480
TOTAL EXPENDITURES/APPROPRIATIONS	**$ 1,938**	**$ 2,935**	**$ 2,398**	**$ 2,398**
NET COST	**$ (410)**	**$ (1,436)**	**$ (1)**	**$ (1)**

State Controller Schedules
County Budget Act
January 2010

COUNTY OF KERN
Special Districts and Other Agencies
Financing Sources and Uses by Budget Unit by Object
Fiscal Year 2012-13

Schedule 15

COUNTY SERVICE AREA #17 ZONE 2
SPECIAL DISTRICT

Fund 40617
Budget Unit 9162

Detail by Revenue Category and Expenditure Object	Actual 2010-11	Actual 2011-12	CAO Recommended 2012-13	Adopted by the Board of Supervisors 2012-13
1	2	3	4	5
TAXES	$ 94,078	$ 92,966	$ 91,438	$ 91,438
FINES AND FORFEITURES	2,714	2,304		
USE OF MONEY/PROPERTY	1,903	1,408	5,980	5,980
CHARGES FOR SERVICES	(171)	(171)		
TOTAL REVENUE	**$ 98,524**	**$ 96,507**	**$ 97,418**	**$ 97,418**
APPROPRIATION FR CONTINGENCIES	$	$	$ 8,369	$ 8,369
SERVICES & SUPPLIES	99,978	80,017	82,731	82,731
OTHER CHARGES	217	23,294	26,900	26,900
TOTAL EXPENDITURES/APPROPRIATIONS	**$ 100,195**	**$ 103,311**	**$ 118,000**	**$ 118,000**
NET COST	**$ (1,671)**	**$ (6,804)**	**$ (20,582)**	**$ (20,582)**

State Controller Schedules
County Budget Act
January 2010

COUNTY OF KERN
Special Districts and Other Agencies
Financing Sources and Uses by Budget Unit by Object
Fiscal Year 2012-13

Schedule 15

COUNTY SERVICE AREA #15 ZONE 5
SPECIAL DISTRICT

Fund 40607
Budget Unit 9163

Detail by Revenue Category and Expenditure Object	Actual 2010-11	Actual 2011-12	CAO Recommended 2012-13	Adopted by the Board of Supervisors 2012-13
1	2	3	4	5
TAXES	$ 400	$ 400	$ 380	$ 380
USE OF MONEY/PROPERTY	35	31	95	95
TOTAL REVENUE	**$ 435**	**$ 431**	**$ 475**	**$ 475**
APPROPRIATION FR CONTINGENCIES	$	$	$ 144	$ 144
SERVICES & SUPPLIES	1		1,341	1,341
OTHER CHARGES	2	17	415	415
TOTAL EXPENDITURES/APPROPRIATIONS	**$ 3**	**$ 17**	**$ 1,900**	**$ 1,900**
NET COST	**$ 432**	**$ 414**	**$ (1,425)**	**$ (1,425)**

State Controller Schedules
County Budget Act
January 2010

COUNTY OF KERN
Special Districts and Other Agencies
Financing Sources and Uses by Budget Unit by Object
Fiscal Year 2012-13

Schedule 15

CO SERV AREA #23 ZONE 1
SPECIAL DISTRICT

Fund 40648
Budget Unit 9164

Detail by Revenue Category and Expenditure Object	Actual 2010-11	Actual 2011-12	CAO Recommended 2012-13	Adopted by the Board of Supervisors 2012-13
1	2	3	4	5
TAXES	$ 2,387	$ 240	$	$
FINES AND FORFEITURES	60	47		
USE OF MONEY/PROPERTY	97	78	308	308
CHARGES FOR SERVICES	(18)			
OTHER FINANCING SOURCES	52	50	49	49
TOTAL REVENUE	**$ 2,578**	**$ 415**	**$ 357**	**$ 357**
APPROPRIATION FR CONTINGENCIES	$	$	$ 260	$ 260
SERVICES & SUPPLIES	1,814	1,564	1,720	1,720
OTHER CHARGES	5	379	480	480
TOTAL EXPENDITURES/APPROPRIATIONS	**$ 1,819**	**$ 1,943**	**$ 2,460**	**$ 2,460**
NET COST	**$ 759**	**$ (1,528)**	**$ (2,103)**	**$ (2,103)**

State Controller Schedules
County Budget Act
January 2010

COUNTY OF KERN
Special Districts and Other Agencies
Financing Sources and Uses by Budget Unit by Object
Fiscal Year 2012-13

Schedule 15

CSA #17 ZONE 3
SPECIAL DISTRICT

Fund 40618
Budget Unit 9165

Detail by Revenue Category and Expenditure Object	Actual 2010-11	Actual 2011-12	CAO Recommended 2012-13	Adopted by the Board of Supervisors 2012-13
1	2	3	4	5
TAXES	$ 15,373	$ 1,166	$	$
FINES AND FORFEITURES	438	365		
USE OF MONEY/PROPERTY	313	316	1,342	1,342
CHARGES FOR SERVICES	(156)			
OTHER FINANCING SOURCES	216	140	120	120
TOTAL REVENUE	**$ 16,184**	**$ 1,987**	**$ 1,462**	**$ 1,462**
APPROPRIATION FR CONTINGENCIES	$	$	$ 500	$ 500
SERVICES & SUPPLIES	4,402	3,240	3,506	3,506
OTHER CHARGES	22	1,089	1,994	1,994
TOTAL EXPENDITURES/APPROPRIATIONS	**$ 4,424**	**$ 4,329**	**$ 6,000**	**$ 6,000**
NET COST	**$ 11,760**	**$ (2,342)**	**$ (4,538)**	**$ (4,538)**

State Controller Schedules
County Budget Act
January 2010

COUNTY OF KERN
Special Districts and Other Agencies
Financing Sources and Uses by Budget Unit by Object
Fiscal Year 2012-13

Schedule 15

COUNTY SERVICE AREA #24
SPECIAL DISTRICT

Fund 40650
Budget Unit 9185

Detail by Revenue Category and Expenditure Object	Actual 2010-11	Actual 2011-12	CAO Recommended 2012-13	Adopted by the Board of Supervisors 2012-13
1	2	3	4	5
TAXES	$ 1,726	$ 1,926	$ 1,663	$ 1,663
FINES AND FORFEITURES	13	54		
USE OF MONEY/PROPERTY	38	30	130	130
CHARGES FOR SERVICES	(14)	(14)		
OTHER FINANCING SOURCES	46	44	42	42
TOTAL REVENUE	**$ 1,809**	**$ 2,040**	**$ 1,835**	**$ 1,835**
SERVICES & SUPPLIES	$ 1,816	$ 1,417	$ 1,580	$ 1,580
OTHER CHARGES	4	415	520	520
TOTAL EXPENDITURES/APPROPRIATIONS	**$ 1,820**	**$ 1,832**	**$ 2,100**	**$ 2,100**
NET COST	**$ (11)**	**$ 208**	**$ (265)**	**$ (265)**

State Controller Schedules
County Budget Act
January 2010

COUNTY OF KERN
Special Districts and Other Agencies
Financing Sources and Uses by Budget Unit by Object
Fiscal Year 2012-13

Schedule 15

COUNTY SERVICE AREA #25
SPECIAL DISTRICT

Fund 40655
Budget Unit 9186

Detail by Revenue Category and Expenditure Object	Actual 2010-11	Actual 2011-12	CAO Recommended 2012-13	Adopted by the Board of Supervisors 2012-13
1	2	3	4	5
USE OF MONEY/PROPERTY	$ 53	$ 40	$	$
TOTAL REVENUE	**$ 53**	**$ 40**	**$**	**$**
SERVICES & SUPPLIES	$ 03	$	$ 4,930	$ 4,934
OTHER CHARGES	08	40	65	65
TOTAL EXPENDITURES/APPROPRIATIONS	**$ 11**	**$ 40**	**$ 4,995**	**$ 4,999**
NET COST	**$ 42**	**$**	**$ (4,995)**	**$ (4,999)**

State Controller Schedules
County Budget Act
January 2010

COUNTY OF KERN
Special Districts and Other Agencies
Financing Sources and Uses by Budget Unit by Object
Fiscal Year 2012-13

Schedule 15

COUNTY SERVICE AREA #26
SPECIAL DISTRICT

Fund 40660
Budget Unit 9187

Detail by Revenue Category and Expenditure Object	Actual 2010-11	Actual 2011-12	CAO Recommended 2012-13	Adopted by the Board of Supervisors 2012-13
1	2	3	4	5
TAXES	$ 13,044	$ 10,627	$ 9,758	$ 9,758
FINES AND FORFEITURES	470	542		
USE OF MONEY/PROPERTY	465	338	1,414	1,414
CHARGES FOR SERVICES	(257)	(257)		
OTHER FINANCING SOURCES	378	360	350	350
TOTAL REVENUE	**$ 14,100**	**$ 11,610**	**$ 11,522**	**$ 11,522**
SERVICES & SUPPLIES	$ 15,435	$ 12,565	$ 14,051	$ 14,051
OTHER CHARGES	44	3,234	3,449	3,449
TOTAL EXPENDITURES/APPROPRIATIONS	**$ 15,479**	**$ 15,799**	**$ 17,500**	**$ 17,500**
NET COST	**$ (1,379)**	**$ (4,189)**	**$ (5,978)**	**$ (5,978)**

State Controller Schedules
County Budget Act
January 2010

COUNTY OF KERN
Special Districts and Other Agencies
Financing Sources and Uses by Budget Unit by Object
Fiscal Year 2012-13

Schedule 15

COUNTY SERVICE AREA #27
SPECIAL DISTRICT

Fund 40665
Budget Unit 9188

Detail by Revenue Category and Expenditure Object	Actual 2010-11	Actual 2011-12	CAO Recommended 2012-13	Adopted by the Board of Supervisors 2012-13
1	2	3	4	5
TAXES	$ 33,420	$ 37,728	$ 36,290	$ 36,290
FINES AND FORFEITURES	480	751		
USE OF MONEY/PROPERTY	889	649	3,049	3,049
CHARGES FOR SERVICES	(192)	(191)		
OTHER FINANCING SOURCES	860	840	830	830
TOTAL REVENUE	**$ 35,457**	**$ 39,777**	**$ 40,169**	**$ 40,169**
SERVICES & SUPPLIES	$ 39,240	$ 30,435	$ 32,150	$ 32,150
OTHER CHARGES	86	7,467	9,350	9,350
TOTAL EXPENDITURES/APPROPRIATIONS	**$ 39,326**	**$ 37,902**	**$ 41,500**	**$ 41,500**
NET COST	**$ (3,869)**	**$ 1,875.00**	**$ (1,331.00)**	**$ (1,331.00)**

State Controller Schedules
County Budget Act
January 2010

COUNTY OF KERN
Special Districts and Other Agencies
Financing Sources and Uses by Budget Unit by Object
Fiscal Year 2012-13

Schedule 15

COUNTY SERVICE AREA 27 ZONE 2
SPECIAL DISTRICT

Fund 40666
Budget Unit 9189

Detail by Revenue Category and Expenditure Object	Actual 2010-11	Actual 2011-12	CAO Recommended 2012-13	Adopted by the Board of Supervisors 2012-13
1	2	3	4	5
TAXES	$ 8,089	$ 215	$	$
FINES AND FORFEITURES	102	39		
USE OF MONEY/PROPERTY	409	371	1,518	1,518
CHARGES FOR SERVICES	(63)			
TOTAL REVENUE	**$ 8,537**	**$ 625**	**$ 1,518**	**$ 1,518**
APPROPRIATION FR CONTINGENCIES	$	$	$ 939	$ 939
SERVICES & SUPPLIES	14		1	1
OTHER CHARGES	13	242	5,060	5,060
TOTAL EXPENDITURES/APPROPRIATIONS	**$ 27**	**$ 242**	**$ 6,000**	**$ 6,000**
NET COST	**$ 8,510**	**$ 383**	**$ (4,482)**	**$ (4,482)**

State Controller Schedules
County Budget Act
January 2010

COUNTY OF KERN
Special Districts and Other Agencies
Financing Sources and Uses by Budget Unit by Object
Fiscal Year 2012-13

Schedule 15

COUNTY SERVICE AREA #29
SPECIAL DISTRICT

Fund 40675
Budget Unit 9230

Detail by Revenue Category and Expenditure Object	Actual 2010-11	Actual 2011-12	CAO Recommended 2012-13	Adopted by the Board of Supervisors 2012-13
1	2	3	4	5
TAXES	$ 1,248	$ 1,249	$ 1,188	$ 1,188
FINES AND FORFEITURES	4	2		
USE OF MONEY/PROPERTY	18	14	54	54
CHARGES FOR SERVICES	(10)	(10)		
OTHER FINANCING SOURCES	35	34	29	29
TOTAL REVENUE	**$ 1,295**	**$ 1,289**	**$ 1,271**	**$ 1,271**
SERVICES & SUPPLIES	$ 1,219	$ 966	$ 1,004	$ 1,004
OTHER CHARGES	3	317	446	446
TOTAL EXPENDITURES/APPROPRIATIONS	**$ 1,222**	**$ 1,283**	**$ 1,450**	**$ 1,450**
NET COST	**$ 73**	**$ 6**	**$ (179)**	**$ (179)**

State Controller Schedules
County Budget Act
January 2010

COUNTY OF KERN
Special Districts and Other Agencies
Financing Sources and Uses by Budget Unit by Object
Fiscal Year 2012-13

Schedule 15

COUNTY SERVICE AREA #30
SPECIAL DISTRICT

Fund 40680
Budget Unit 9231

Detail by Revenue Category and Expenditure Object	Actual 2010-11	Actual 2011-12	CAO Recommended 2012-13	Adopted by the Board of Supervisors 2012-13
1	2	3	4	5
TAXES	$ 46,232	$ 51,108	$ 47,960	$ 47,960
FINES AND FORFEITURES	832	537		
USE OF MONEY/PROPERTY	941	656	2,828	2,828
CHARGES FOR SERVICES	(361)	(361)		
OTHER FINANCING SOURCES	1,200	1,200	1,175	1,175
TOTAL REVENUE	**$ 48,844**	**$ 53,140**	**$ 51,963**	**$ 51,963**
SERVICES & SUPPLIES	$ 56,984	$ 44,400	$ 46,930	$ 46,930
OTHER CHARGES	127	9,113	11,820	11,820
TOTAL EXPENDITURES/APPROPRIATIONS	**$ 57,111**	**$ 53,513**	**$ 58,750**	**$ 58,750**
NET COST	**$ (8,267)**	**$ (373)**	**$ (6,787)**	**$ (6,787)**

State Controller Schedules
County Budget Act
January 2010

COUNTY OF KERN
Special Districts and Other Agencies
Financing Sources and Uses by Budget Unit by Object
Fiscal Year 2012-13

Schedule 15

COUNTY SERVICE AREA #31
SPECIAL DISTRICT

Fund 40685
Budget Unit 9232

Detail by Revenue Category and Expenditure Object	Actual 2010-11	Actual 2011-12	CAO Recommended 2012-13	Adopted by the Board of Supervisors 2012-13
1	2	3	4	5
TAXES	$ 2,839	$ 109	$	$
FINES AND FORFEITURES	25	18		
USE OF MONEY/PROPERTY	111	88	354	354
CHARGES FOR SERVICES	(21)			
OTHER FINANCING SOURCES	60	56	55	55
TOTAL REVENUE	**$ 3,014**	**$ 271**	**$ 409**	**$ 409**
APPROPRIATION FR CONTINGENCIES	$	$	$ 263	$ 263
SERVICES & SUPPLIES	2,051	1,665	1,907	1,907
OTHER CHARGES	7	507	580	580
TOTAL EXPENDITURES/APPROPRIATIONS	**$ 2,058**	**$ 2,172**	**$ 2,750**	**$ 2,750**
NET COST	**$ 956**	**$ (1,901)**	**$ (2,341)**	**$ (2,341)**

State Controller Schedules
County Budget Act
January 2010

COUNTY OF KERN
Special Districts and Other Agencies
Financing Sources and Uses by Budget Unit by Object
Fiscal Year 2012-13

Schedule 15

COUNTY SERVICE AREA #32
SPECIAL DISTRICT

Fund 40690
Budget Unit 9233

Detail by Revenue Category and Expenditure Object	Actual 2010-11	Actual 2011-12	CAO Recommended 2012-13	Adopted by the Board of Supervisors 2012-13
1	2	3	4	5
TAXES	$ 1,532	$ 1,408	$ 1,334	$ 1,334
FINES AND FORFEITURES	39			
USE OF MONEY/PROPERTY	11	9	30	30
CHARGES FOR SERVICES	(22)	(22)		
OTHER FINANCING SOURCES	34	36	36	36
TOTAL REVENUE	**$ 1,594**	**$ 1,431**	**$ 1,400**	**$ 1,400**
APPROPRIATION FR CONTINGENCIES	$	$	$ 125	$ 125
SERVICES & SUPPLIES	1,463	1,136	1,210	1,210
OTHER CHARGES	3	352	465	465
TOTAL EXPENDITURES/APPROPRIATIONS	**$ 1,466**	**$ 1,488**	**$ 1,800**	**$ 1,800**
NET COST	**$ 128**	**$ (57)**	**$ (400)**	**$ (400)**

State Controller Schedules
County Budget Act
January 2010

COUNTY OF KERN
Special Districts and Other Agencies
Financing Sources and Uses by Budget Unit by Object
Fiscal Year 2012-13

Schedule 15

COUNTY SERVICE AREA #34
SPECIAL DISTRICT

Fund 40700
Budget Unit 9235

Detail by Revenue Category and Expenditure Object	Actual 2010-11	Actual 2011-12	CAO Recommended 2012-13	Adopted by the Board of Supervisors 2012-13
1	2	3	4	5
TAXES	$ 17,217	$ 25,334	$ 24,254	$ 24,254
FINES AND FORFEITURES	369	611		
USE OF MONEY/PROPERTY	474	353	1,608	1,608
CHARGES FOR SERVICES	(170)	(170)		
OTHER FINANCING SOURCES	550	540	500	500
TOTAL REVENUE	**$ 18,440**	**$ 26,668**	**$ 26,362**	**$ 26,362**
APPROPRIATION FR CONTINGENCIES	$	$	$ 1,270	$ 1,270
SERVICES & SUPPLIES	21,207	17,073	18,805	18,805
OTHER CHARGES	51	4,423	4,925	4,925
TOTAL EXPENDITURES/APPROPRIATIONS	**$ 21,258**	**$ 21,496**	**$ 25,000**	**$ 25,000**
NET COST	**$ (2,818)**	**$ 5,172**	**$ 1,362**	**$ 1,362**

State Controller Schedules
County Budget Act
January 2010

COUNTY OF KERN
Special Districts and Other Agencies
Financing Sources and Uses by Budget Unit by Object
Fiscal Year 2012-13

Schedule 15

COUNTY SERVICE AREA #36
SPECIAL DISTRICT

Fund 40710
Budget Unit 9237

Detail by Revenue Category and Expenditure Object	Actual 2010-11	Actual 2011-12	CAO Recommended 2012-13	Adopted by the Board of Supervisors 2012-13
1	2	3	4	5
TAXES	$ 57,678	$ 28,323	$ 27,985	$ 27,985
FINES AND FORFEITURES	1,201	736		
USE OF MONEY/PROPERTY	1,542	1,181	4,720	4,720
CHARGES FOR SERVICES	(451)	(451)		
OTHER FINANCING SOURCES	1,300	1,240	1,180	1,180
TOTAL REVENUE	**$ 61,270**	**$ 31,029**	**$ 33,885**	**$ 33,885**
APPROPRIATION FR CONTINGENCIES	$	$	$ 3,535	$ 3,535
SERVICES & SUPPLIES	53,487	42,142	43,840	43,840
OTHER CHARGES	139	11,180	11,625	11,625
TOTAL EXPENDITURES/APPROPRIATIONS	**$ 53,626**	**$ 53,322**	**$ 59,000**	**$ 59,000**
NET COST	**$ 7,644**	**$ (22,293)**	**$ (25,115)**	**$ (25,115)**

State Controller Schedules
County Budget Act
January 2010

COUNTY OF KERN
Special Districts and Other Agencies
Financing Sources and Uses by Budget Unit by Object
Fiscal Year 2012-13

Schedule 15

COUNTY SERVICE AREA #37
SPECIAL DISTRICT

Fund 40715
Budget Unit 9238

Detail by Revenue Category and Expenditure Object	Actual 2010-11	Actual 2011-12	CAO Recommended 2012-13	Adopted by the Board of Supervisors 2012-13
1	2	3	4	5
TAXES	$ 24,725	$ 24,299	$ 23,028	$ 23,028
FINES AND FORFEITURES	247	181		
USE OF MONEY/PROPERTY	497	382	1,598	1,598
CHARGES FOR SERVICES	(162)	(162)		
OTHER FINANCING SOURCES	640	620	600	600
TOTAL REVENUE	**$ 25,947**	**$ 25,320**	**$ 25,226**	**$ 25,226**
APPROPRIATION FR CONTINGENCIES	$	$	$ 2,414	$ 2,414
SERVICES & SUPPLIES	25,403	19,853	21,836	21,836
OTHER CHARGES	56	4,919	5,750	5,750
TOTAL EXPENDITURES/APPROPRIATIONS	**$ 25,459**	**$ 24,772**	**$ 30,000**	**$ 30,000**
NET COST	**$ 488**	**$ 548**	**$ (4,774)**	**$ (4,774)**

State Controller Schedules
County Budget Act
January 2010

COUNTY OF KERN
Special Districts and Other Agencies
Financing Sources and Uses by Budget Unit by Object
Fiscal Year 2012-13

Schedule 15

COUNTY SERVICE AREA #38
SPECIAL DISTRICT

Fund 40720
Budget Unit 9239

Detail by Revenue Category and Expenditure Object	Actual 2010-11	Actual 2011-12	CAO Recommended 2012-13	Adopted by the Board of Supervisors 2012-13
1	2	3	4	5
TAXES	$ 3,767	$ 4,604	$ 4,773	$ 4,773
FINES AND FORFEITURES	27	8		
USE OF MONEY/PROPERTY	94	57	224	224
CHARGES FOR SERVICES	(31)	(31)		
OTHER FINANCING SOURCES	124	128	126	126
TOTAL REVENUE	**$ 3,981**	**$ 4,766**	**$ 5,123**	**$ 5,123**
APPROPRIATION FR CONTINGENCIES	$	$	$ 300	$ 300
SERVICES & SUPPLIES	5,649	4,417	4,648	4,648
OTHER CHARGES	13	1,123	1,352	1,352
TOTAL EXPENDITURES/APPROPRIATIONS	**$ 5,662**	**$ 5,540**	**$ 6,300**	**$ 6,300**
NET COST	**$ (1,681)**	**$ (774)**	**$ (1,177)**	**$ (1,177)**

State Controller Schedules
County Budget Act
January 2010

COUNTY OF KERN
Special Districts and Other Agencies
Financing Sources and Uses by Budget Unit by Object
Fiscal Year 2012-13

Schedule 15

COUNTY SERVICE AREA #39
SPECIAL DISTRICT

Fund 40725
Budget Unit 9240

Detail by Revenue Category and Expenditure Object	Actual 2010-11	Actual 2011-12	CAO Recommended 2012-13	Adopted by the Board of Supervisors 2012-13
1	2	3	4	5
USE OF MONEY/PROPERTY	$ 88	$ 67	$ (1)	$
TOTAL REVENUE	**$ 88**	**$ 67**	**$ (1)**	**$**
SERVICES & SUPPLIES	$ 6	$	$ 6,207	$ 6,207
OTHER CHARGES	19	138	1,981	1,981
TOTAL EXPENDITURES/APPROPRIATIONS	**$ 25**	**$ 138**	**$ 8,188**	**$ 8,188**
NET COST	**$ 63**	**$ (71)**	**$ (8,189)**	**$ (8,188)**

State Controller Schedules
County Budget Act
January 2010

COUNTY OF KERN
Special Districts and Other Agencies
Financing Sources and Uses by Budget Unit by Object
Fiscal Year 2012-13

Schedule 15

COUNTY SERVICE AREA #40
SPECIAL DISTRICT

Fund 40730
Budget Unit 9241

Detail by Revenue Category and Expenditure Object	Actual 2010-11	Actual 2011-12	CAO Recommended 2012-13	Adopted by the Board of Supervisors 2012-13
1	2	3	4	5
TAXES	$ 32	$ 1	$	$
LICENSES AND PERMITS		(5)		
FINES AND FORFEITURES	36	3		
USE OF MONEY/PROPERTY	7,298	3,499	6,195	6,195
MISCELLANEOUS		15,107		
TOTAL REVENUE	**$ 7,366**	**$ 18,605**	**$ 6,195**	**$ 6,195**
APPROPRIATION FR CONTINGENCIES	$	$	$ 15,900	$ 15,900
SERVICES & SUPPLIES	33,356	2,771	203,610	203,610
OTHER CHARGES	180	25,603	40,490	40,490
TOTAL EXPENDITURES/APPROPRIATIONS	**$ 33,536**	**$ 28,374**	**$ 260,000**	**$ 260,000**
NET COST	**$ (26,170)**	**$ (9,769)**	**$ (253,805)**	**$ (253,805)**

State Controller Schedules
County Budget Act
January 2010

COUNTY OF KERN
Special Districts and Other Agencies
Financing Sources and Uses by Budget Unit by Object
Fiscal Year 2012-13

Schedule 15

COUNTY SERVICE AREA #40.1 EMS
SPECIAL DISTRICT

Fund 40724
Budget Unit 9242

Detail by Revenue Category and Expenditure Object	Actual 2010-11	Actual 2011-12	CAO Recommended 2012-13	Adopted by the Board of Supervisors 2012-13
1	2	3	4	5
TAXES	$ 207,523	$ 205,250	$ 29,839	$ 29,839
FINES AND FORFEITURES	1,005	1,364		
USE OF MONEY/PROPERTY	839	2,507	12,068	12,068
CHARGES FOR SERVICES	(602)	(602)		
TOTAL REVENUE	**$ 208,765**	**$ 208,519**	**$ 41,907**	**$ 41,907**
APPROPRIATION FR CONTINGENCIES	$	$	$ 12,000	$ 12,000
SERVICES & SUPPLIES	470		500	500
OTHER CHARGES	228	3,753	5,000	5,000
OTHER FINANCING USES	77,409	108,225	120,000	120,000
TOTAL EXPENDITURES/APPROPRIATIONS	**$ 78,107**	**$ 111,978**	**$ 137,500**	**$ 137,500**
NET COST	**$ 130,658**	**$ 96,541**	**$ (95,593)**	**$ (95,593)**

State Controller Schedules
County Budget Act
January 2010

COUNTY OF KERN
Special Districts and Other Agencies
Financing Sources and Uses by Budget Unit by Object
Fiscal Year 2012-13

Schedule 15

COUNTY SERVICE AREA #42
SPECIAL DISTRICT

Fund 40740
Budget Unit 9243

Detail by Revenue Category and Expenditure Object	Actual 2010-11	Actual 2011-12	CAO Recommended 2012-13	Adopted by the Board of Supervisors 2012-13
1	2	3	4	5
TAXES	$ 679	$ 12	$	$
FINES AND FORFEITURES	1	2		
USE OF MONEY/PROPERTY	178	142	454	454
CHARGES FOR SERVICES	(22)			
TOTAL REVENUE	**$ 836**	**$ 156**	**$ 454**	**$ 454**
SERVICES & SUPPLIES	$ 14	$	$	$
OTHER CHARGES	12	183	4,000	4,000
TOTAL EXPENDITURES/APPROPRIATIONS	**$ 26**	**$ 183**	**$ 4,000**	**$ 4,000**
NET COST	**$ 810**	**$ (27)**	**$ (3,546)**	**$ (3,546)**

State Controller Schedules
County Budget Act
January 2010

COUNTY OF KERN
Special Districts and Other Agencies
Financing Sources and Uses by Budget Unit by Object
Fiscal Year 2012-13

Schedule 15

COUNTY SERVICE AREA #43
SPECIAL DISTRICT

Fund 40745
Budget Unit 9244

Detail by Revenue Category and Expenditure Object	Actual 2010-11	Actual 2011-12	CAO Recommended 2012-13	Adopted by the Board of Supervisors 2012-13
1	2	3	4	5
TAXES	$ 37,318	$ 1,174	$	$
FINES AND FORFEITURES	483	325		
USE OF MONEY/PROPERTY	1,270	967	3,622	3,622
CHARGES FOR SERVICES	(294)			
OTHER FINANCING SOURCES	840	780	745	745
TOTAL REVENUE	**$ 39,617**	**$ 3,246**	**$ 4,367**	**$ 4,367**
APPROPRIATION FR CONTINGENCIES	$	$	$ 2,500	$ 2,500
SERVICES & SUPPLIES	31,677	25,460	27,112	27,112
OTHER CHARGES	93	6,807	7,638	7,638
TOTAL EXPENDITURES/APPROPRIATIONS	**$ 31,770**	**$ 32,267**	**$ 37,250**	**$ 37,250**
NET COST	**$ 7,847**	**$ (29,021)**	**$ (32,883)**	**$ (32,883)**

State Controller Schedules
County Budget Act
January 2010

COUNTY OF KERN
Special Districts and Other Agencies
Financing Sources and Uses by Budget Unit by Object
Fiscal Year 2012-13

Schedule 15

COUNTY SERVICE AREA #44
SPECIAL DISTRICT

Fund 40750
Budget Unit 9245

Detail by Revenue Category and Expenditure Object	Actual 2010-11	Actual 2011-12	CAO Recommended 2012-13	Adopted by the Board of Supervisors 2012-13
1	2	3	4	5
TAXES	$ 18,010	$ 708	$	$
FINES AND FORFEITURES	451	241		
USE OF MONEY/PROPERTY	929	708	2,990	2,990
CHARGES FOR SERVICES	(119)			
OTHER FINANCING SOURCES	420	372	350	350
TOTAL REVENUE	**$ 19,691**	**$ 2,029**	**$ 3,340**	**$ 3,340**
APPROPRIATION FR CONTINGENCIES	$	$	$ 1,000	$ 1,000
SERVICES & SUPPLIES	15,931	12,516	12,600	12,600
OTHER CHARGES	50	3,577	3,900	3,900
TOTAL EXPENDITURES/APPROPRIATIONS	**$ 15,981**	**$ 16,093**	**$ 17,500**	**$ 17,500**
NET COST	**$ 3,710**	**$ (14,064)**	**$ (14,160)**	**$ (14,160)**

State Controller Schedules
County Budget Act
January 2010

COUNTY OF KERN
Special Districts and Other Agencies
Financing Sources and Uses by Budget Unit by Object
Fiscal Year 2012-13

Schedule 15

COUNTY SERVICE AREA #45
SPECIAL DISTRICT

Fund 40755
Budget Unit 9246

Detail by Revenue Category and Expenditure Object	Actual 2010-11	Actual 2011-12	CAO Recommended 2012-13	Adopted by the Board of Supervisors 2012-13
1	2	3	4	5
TAXES	$ 1,804	$ 152	$ 618	$ 618
FINES AND FORFEITURES	7	67		
USE OF MONEY/PROPERTY	94	63	219	219
CHARGES FOR SERVICES	(13)			
OTHER FINANCING SOURCES	60	60	56	56
TOTAL REVENUE	**$ 1,952**	**$ 342**	**$ 893**	**$ 893**
SERVICES & SUPPLIES	$ 2,553	$ 1,769	$ 2,130	$ 2,130
OTHER CHARGES	6	503	670	670
TOTAL EXPENDITURES/APPROPRIATIONS	**$ 2,559**	**$ 2,272**	**$ 2,800**	**$ 2,800**
NET COST	**$ (607)**	**$ (1,930)**	**$ (1,907)**	**$ (1,907)**

State Controller Schedules
County Budget Act
January 2010

COUNTY OF KERN
Special Districts and Other Agencies
Financing Sources and Uses by Budget Unit by Object
Fiscal Year 2012-13

Schedule 15

COUNTY SERVICE AREA #47
SPECIAL DISTRICT

Fund 40765
Budget Unit 9249

Detail by Revenue Category and Expenditure Object	Actual 2010-11	Actual 2011-12	CAO Recommended 2012-13	Adopted by the Board of Supervisors 2012-13
1	2	3	4	5
TAXES	$ 10,649	$ 269	$	$
FINES AND FORFEITURES	82	110		
USE OF MONEY/PROPERTY	361	283	1,104	1,104
CHARGES FOR SERVICES	(54)			
OTHER FINANCING SOURCES	230	200	184	184
TOTAL REVENUE	**$ 11,268**	**$ 862**	**$ 1,288**	**$ 1,288**
APPROPRIATION FR CONTINGENCIES	$	$	$ 500	$ 500
SERVICES & SUPPLIES	8,146	6,650	6,620	6,620
OTHER CHARGES	19	1,707	2,080	2,080
TOTAL EXPENDITURES/APPROPRIATIONS	**$ 8,165**	**$ 8,357**	**$ 9,200**	**$ 9,200**
NET COST	**$ 3,103**	**$ (7,495)**	**$ (7,912)**	**$ (7,912)**

State Controller Schedules
County Budget Act
January 2010

COUNTY OF KERN
Special Districts and Other Agencies
Financing Sources and Uses by Budget Unit by Object
Fiscal Year 2012-13

Schedule 15

COUNTY SERVICE AREA #51
SPECIAL DISTRICT

Fund 40785
Budget Unit 9253

Detail by Revenue Category and Expenditure Object	Actual 2010-11	Actual 2011-12	CAO Recommended 2012-13	Adopted by the Board of Supervisors 2012-13
1	2	3	4	5
TAXES	$ 963	$ 122	$	$
FINES AND FORFEITURES	23	72		
USE OF MONEY/PROPERTY	188	137	454	454
CHARGES FOR SERVICES	(32)			
TOTAL REVENUE	**$ 1,142**	**$ 331**	**$ 454**	**$ 454**
SERVICES & SUPPLIES	$ 1,573	$ 1,521	$ 1,595	$ 1,595
OTHER CHARGES	16	542	4,105	4,105
TOTAL EXPENDITURES/APPROPRIATIONS	**$ 1,589**	**$ 2,063**	**$ 5,700**	**$ 5,700**
NET COST	**$ (447)**	**$ (1,732)**	**$ (5,246)**	**$ (5,246)**

State Controller Schedules
County Budget Act
January 2010

COUNTY OF KERN
Special Districts and Other Agencies
Financing Sources and Uses by Budget Unit by Object
Fiscal Year 2012-13

Schedule 15

CO SERVICE AREA #39.2
SPECIAL DISTRICT

Fund 40727
Budget Unit 9255

Detail by Revenue Category and Expenditure Object	Actual 2010-11	Actual 2011-12	CAO Recommended 2012-13	Adopted by the Board of Supervisors 2012-13
1	2	3	4	5
TAXES	$ 779	$ 39	$	$
FINES AND FORFEITURES	7	9		
USE OF MONEY/PROPERTY	315	232	834	834
CHARGES FOR SERVICES	(25)			
TOTAL REVENUE	**$ 1,076**	**$ 280**	**$ 834**	**$ 834**
APPROPRIATION FR CONTINGENCIES	$	$	$ 768	$ 768
SERVICES & SUPPLIES	1,690	1,521	1,602	1,602
OTHER CHARGES	9	640	5,030	5,030
TOTAL EXPENDITURES/APPROPRIATIONS	**$ 1,699**	**$ 2,161**	**$ 7,400**	**$ 7,400**
NET COST	**$ (623)**	**$ (1,881)**	**$ (6,566)**	**$ (6,566)**

State Controller Schedules
County Budget Act
January 2010

COUNTY OF KERN
Special Districts and Other Agencies
Financing Sources and Uses by Budget Unit by Object
Fiscal Year 2012-13

Schedule 15

COUNTY SERVICE AREA #39 ZONE 8
SPECIAL DISTRICT

Fund 40733
Budget Unit 9256

Detail by Revenue Category and Expenditure Object	Actual 2010-11	Actual 2011-12	CAO Recommended 2012-13	Adopted by the Board of Supervisors 2012-13
1	2	3	4	5
TAXES	$ 155,034	$ 167,474	$ 172,830	$ 172,830
FINES AND FORFEITURES	6,347	5,608		
USE OF MONEY/PROPERTY	378	317		
CHARGES FOR SERVICES	(52)	202		
OTHER FINANCING SOURCES	54,000	94,000	115,000	115,000
TOTAL REVENUE	**$ 215,707**	**$ 267,601**	**$ 287,830**	**$ 287,830**
SERVICES & SUPPLIES	$ 241,026	$ 187,124	$ 235,000	$ 235,000
OTHER CHARGES	170	13,316	19,000	19,000
TOTAL EXPENDITURES/APPROPRIATIONS	**$ 241,196**	**$ 200,440**	**$ 254,000**	**$ 254,000**
NET COST	**$ (25,489)**	**$ 67,161**	**$ 33,830**	**$ 33,830**

State Controller Schedules
County Budget Act
January 2010

COUNTY OF KERN
Special Districts and Other Agencies
Financing Sources and Uses by Budget Unit by Object
Fiscal Year 2012-13

Schedule 15

COUNTY SERVICE AREA #38 ZN 2
SPECIAL DISTRICT

Fund 40737
Budget Unit 9258

Detail by Revenue Category and Expenditure Object	Actual 2010-11	Actual 2011-12	CAO Recommended 2012-13	Adopted by the Board of Supervisors 2012-13
1	2	3	4	5
TAXES	$ 2,802	$ 2,802	$ 2,660	$ 2,660
USE OF MONEY/PROPERTY	163	150	539	539
CHARGES FOR SERVICES	(1)	(1)		
OTHER FINANCING SOURCES	240	150	176	176
TOTAL REVENUE	**$ 3,204**	**$ 3,101**	**$ 3,375**	**$ 3,375**
APPROPRIATION FR CONTINGENCIES	$	$	$ 700	$ 700
SERVICES & SUPPLIES	7		6,201	6,201
OTHER CHARGES	8	74	1,899	1,899
TOTAL EXPENDITURES/APPROPRIATIONS	**$ 15**	**$ 74**	**$ 8,800**	**$ 8,800**
NET COST	**$ 3,189**	**$ 3,027**	**$ (5,425)**	**$ (5,425)**

State Controller Schedules
County Budget Act
January 2010

COUNTY OF KERN
Special Districts and Other Agencies
Financing Sources and Uses by Budget Unit by Object
Fiscal Year 2012-13

Schedule 15

COUNTY SERVICE AREA #52
SPECIAL DISTRICT

Fund 40790
Budget Unit 9259

Detail by Revenue Category and Expenditure Object	Actual 2010-11	Actual 2011-12	CAO Recommended 2012-13	Adopted by the Board of Supervisors 2012-13
1	2	3	4	5
TAXES	$ 12,145	$ 20,422	$ 19,255	$ 19,255
FINES AND FORFEITURES	56	143		
USE OF MONEY/PROPERTY	550	363	1,635	1,635
CHARGES FOR SERVICES	(202)	(202)		
OTHER FINANCING SOURCES	451	385	377	377
TOTAL REVENUE	**$ 13,000**	**$ 21,111**	**$ 21,267**	**$ 21,267**
SERVICES & SUPPLIES	$ 21,502	$ 15,822	$ 18,350	$ 18,350
OTHER CHARGES	57	4,615	4,650	4,650
TOTAL EXPENDITURES/APPROPRIATIONS	**$ 21,559**	**$ 20,437**	**$ 23,000**	**$ 23,000**
NET COST	**$ (8,559)**	**$ 674**	**$ (1,733)**	**$ (1,733)**

State Controller Schedules
County Budget Act
January 2010

COUNTY OF KERN
Special Districts and Other Agencies
Financing Sources and Uses by Budget Unit by Object
Fiscal Year 2012-13

Schedule 15

COUNTY SERVICE AREA #53
SPECIAL DISTRICT

Fund 40795
Budget Unit 9262

Detail by Revenue Category and Expenditure Object	Actual 2010-11	Actual 2011-12	CAO Recommended 2012-13	Adopted by the Board of Supervisors 2012-13
1	2	3	4	5
TOTAL REVENUE	**$**	**$**	**$**	**$**
SERVICES & SUPPLIES	$ 1	$	$ 1,823	$ 1,824
OTHER CHARGES	3	17	35	35
TOTAL EXPENDITURES/APPROPRIATIONS	**$ 4**	**$ 17**	**$ 1,858**	**$ 1,859**
NET COST	**$ (4)**	**$ (17)**	**$ (1,858)**	**$ (1,859)**

State Controller Schedules
County Budget Act
January 2010

COUNTY OF KERN
Special Districts and Other Agencies
Financing Sources and Uses by Budget Unit by Object
Fiscal Year 2012-13

Schedule 15

COUNTY SERVICE AREA #54
SPECIAL DISTRICT

Fund 40800
Budget Unit 9263

Detail by Revenue Category and Expenditure Object	Actual 2010-11	Actual 2011-12	CAO Recommended 2012-13	Adopted by the Board of Supervisors 2012-13
1	2	3	4	5
TAXES	$ 10,510	$ 12,683	$ 12,168	$ 12,168
FINES AND FORFEITURES	197	106		
USE OF MONEY/PROPERTY	210	125	510	510
CHARGES FOR SERVICES	(123)	(123)		
OTHER FINANCING SOURCES	330	300	290	290
TOTAL REVENUE	**$ 11,124**	**$ 13,091**	**$ 12,968**	**$ 12,968**
APPROPRIATION FR CONTINGENCIES	$	$	$ 750	$ 750
SERVICES & SUPPLIES	15,653	9,896	10,434	10,434
OTHER CHARGES	28	2,491	3,316	3,316
TOTAL EXPENDITURES/APPROPRIATIONS	**$ 15,681**	**$ 12,387**	**$ 14,500**	**$ 14,500**
NET COST	**$ (4,557)**	**$ 704**	**$ (1,532)**	**$ (1,532)**

State Controller Schedules
County Budget Act
January 2010

COUNTY OF KERN
Special Districts and Other Agencies
Financing Sources and Uses by Budget Unit by Object
Fiscal Year 2012-13

Schedule 15

COUNTY SERVICE AREA #18 ZONE 5
SPECIAL DISTRICT

Fund 40626
Budget Unit 9264

Detail by Revenue Category and Expenditure Object	Actual 2010-11	Actual 2011-12	CAO Recommended 2012-13	Adopted by the Board of Supervisors 2012-13
1	2	3	4	5
TAXES	$ 3,111	$ 4,174	$ 4,057	$ 4,057
FINES AND FORFEITURES	41	55		
USE OF MONEY/PROPERTY	89	66	302	302
CHARGES FOR SERVICES	(73)	(73)		
OTHER FINANCING SOURCES	112	100	108	108
TOTAL REVENUE	**$ 3,280**	**$ 4,322**	**$ 4,467**	**$ 4,467**
APPROPRIATION FR CONTINGENCIES	$	$	$ 500	$ 500
SERVICES & SUPPLIES	3,418	3,226	3,450	3,450
OTHER CHARGES	11	1,142	1,450	1,450
TOTAL EXPENDITURES/APPROPRIATIONS	**$ 3,429**	**$ 4,368**	**$ 5,400**	**$ 5,400**
NET COST	**$ (149)**	**$ (46)**	**$ (933)**	**$ (933)**

State Controller Schedules
County Budget Act
January 2010

COUNTY OF KERN
Special Districts and Other Agencies
Financing Sources and Uses by Budget Unit by Object
Fiscal Year 2012-13

Schedule 15

COUNTY SERVICE AREA #53 ZONE 1
SPECIAL DISTRICT

Fund 40796
Budget Unit 9265

Detail by Revenue Category and Expenditure Object	Actual 2010-11	Actual 2011-12	CAO Recommended 2012-13	Adopted by the Board of Supervisors 2012-13
1	2	3	4	5
TAXES	$ 3,043	$ 2,814	$ 2,816	$ 2,816
FINES AND FORFEITURES	108	18		
USE OF MONEY/PROPERTY	163	120	542	542
CHARGES FOR SERVICES	(49)	(49)		
OTHER FINANCING SOURCES	104	96	94	94
TOTAL REVENUE	**$ 3,369**	**$ 2,999**	**$ 3,452**	**$ 3,452**
APPROPRIATION FR CONTINGENCIES	$	$	$ 428	$ 428
SERVICES & SUPPLIES	3,704	2,963	3,212	3,212
OTHER CHARGES	9	928	1,060	1,060
TOTAL EXPENDITURES/APPROPRIATIONS	**$ 3,713**	**$ 3,891**	**$ 4,700**	**$ 4,700**
NET COST	**$ (344)**	**$ (892)**	**$ (1,248)**	**$ (1,248)**

State Controller Schedules
County Budget Act
January 2010

COUNTY OF KERN
Special Districts and Other Agencies
Financing Sources and Uses by Budget Unit by Object
Fiscal Year 2012-13

Schedule 15

COUNTY SERVICE AREA #18 ZONE 6
SPECIAL DISTRICT

Fund 40627
Budget Unit 9266

Detail by Revenue Category and Expenditure Object	Actual 2010-11	Actual 2011-12	CAO Recommended 2012-13	Adopted by the Board of Supervisors 2012-13
1	2	3	4	5
TAXES	$ 8,376	$ 7,716	$ 7,386	$ 7,386
FINES AND FORFEITURES	121	23		
USE OF MONEY/PROPERTY	375	319	871	871
CHARGES FOR SERVICES	(32)	(32)		
TOTAL REVENUE	**$ 8,840**	**$ 8,026**	**$ 8,257**	**$ 8,257**
APPROPRIATION FR CONTINGENCIES	$	$	$ 1,550	$ 1,550
SERVICES & SUPPLIES	7,029		11,100	11,100
OTHER CHARGES	11	271	3,150	3,150
TOTAL EXPENDITURES/APPROPRIATIONS	**$ 7,040**	**$ 271**	**$ 15,800**	**$ 15,800**
NET COST	**$ 1,800**	**$ 7,755**	**$ (7,543)**	**$ (7,543)**

State Controller Schedules
County Budget Act
January 2010

COUNTY OF KERN
Special Districts and Other Agencies
Financing Sources and Uses by Budget Unit by Object
Fiscal Year 2012-13

Schedule 15

COUNTY SERVICE AREA #18 ZONE 7
SPECIAL DISTRICT

Fund 40628
Budget Unit 9267

Detail by Revenue Category and Expenditure Object	Actual 2010-11	Actual 2011-12	CAO Recommended 2012-13	Adopted by the Board of Supervisors 2012-13
1	2	3	4	5
TAXES	$ 31,534	$ 685	$	$
FINES AND FORFEITURES	616	321		
USE OF MONEY/PROPERTY	874	752	3,064	3,064
CHARGES FOR SERVICES	(52)			
TOTAL REVENUE	**$ 32,972**	**$ 1,758**	**$ 3,064**	**$ 3,064**
APPROPRIATION FR CONTINGENCIES	$	$	$ 2,130	$ 2,130
SERVICES & SUPPLIES	16,594	11,916	15,850	15,850
OTHER CHARGES	30	3,324	4,520	4,520
TOTAL EXPENDITURES/APPROPRIATIONS	**$ 16,624**	**$ 15,240**	**$ 22,500**	**$ 22,500**
NET COST	**$ 16,348**	**$ (13,482)**	**$ (19,436)**	**$ (19,436)**

State Controller Schedules
County Budget Act
January 2010

COUNTY OF KERN
Special Districts and Other Agencies
Financing Sources and Uses by Budget Unit by Object
Fiscal Year 2012-13

Schedule 15

COUNTY SERVICE AREA #55
SPECIAL DISTRICT

Fund 40805
Budget Unit 9272

Detail by Revenue Category and Expenditure Object	Actual 2010-11	Actual 2011-12	CAO Recommended 2012-13	Adopted by the Board of Supervisors 2012-13
1	2	3	4	5
TAXES	$ 2,979	$ 3,099	$ 2,793	$ 2,793
FINES AND FORFEITURES	17	24		
USE OF MONEY/PROPERTY	49	40	172	172
CHARGES FOR SERVICES	(10)	(10)		
OTHER FINANCING SOURCES	72	70	63	63
TOTAL REVENUE	**$ 3,107**	**$ 3,223**	**$ 3,028**	**$ 3,028**
SERVICES & SUPPLIES	$ 2,543	$ 2,193	$ 2,465	$ 2,465
OTHER CHARGES	8	599	685	685
TOTAL EXPENDITURES/APPROPRIATIONS	**$ 2,551**	**$ 2,792**	**$ 3,150**	**$ 3,150**
NET COST	**$ 556**	**$ 431**	**$ (122)**	**$ (122)**

State Controller Schedules
County Budget Act
January 2010

COUNTY OF KERN
Special Districts and Other Agencies
Financing Sources and Uses by Budget Unit by Object
Fiscal Year 2012-13

Schedule 15

COUNTY SERVICE AREA #56
SPECIAL DISTRICT

Fund 40810
Budget Unit 9273

Detail by Revenue Category and Expenditure Object	Actual 2010-11	Actual 2011-12	CAO Recommended 2012-13	Adopted by the Board of Supervisors 2012-13
1	2	3	4	5
TAXES	$ 2,279	$ 2,263	$ 2,115	$ 2,115
FINES AND FORFEITURES	30	8		
USE OF MONEY/PROPERTY	158	113	432	432
CHARGES FOR SERVICES	(20)	(20)		
OTHER FINANCING SOURCES	174	118	104	104
TOTAL REVENUE	**$ 2,621**	**$ 2,482**	**$ 2,651**	**$ 2,651**
APPROPRIATION FR CONTINGENCIES	$	$	$ 1,062	$ 1,062
SERVICES & SUPPLIES	3,321	2,646	2,908	2,908
OTHER CHARGES	18	783	1,230	1,230
TOTAL EXPENDITURES/APPROPRIATIONS	**$ 3,339**	**$ 3,429**	**$ 5,200**	**$ 5,200**
NET COST	**$ (718)**	**$ (947)**	**$ (2,549)**	**$ (2,549)**

State Controller Schedules
County Budget Act
January 2010

COUNTY OF KERN
Special Districts and Other Agencies
Financing Sources and Uses by Budget Unit by Object
Fiscal Year 2012-13

Schedule 15

COUNTY SERVICE AREA #30 ZONE 2
SPECIAL DISTRICT

Fund 40682
Budget Unit 9274

Detail by Revenue Category and Expenditure Object	Actual 2010-11	Actual 2011-12	CAO Recommended 2012-13	Adopted by the Board of Supervisors 2012-13
1	2	3	4	5
TAXES	$ 1,032	$ 12	$	$
FINES AND FORFEITURES	13	2		
USE OF MONEY/PROPERTY	124	94	310	310
CHARGES FOR SERVICES	(33)			
TOTAL REVENUE	**$ 1,136**	**$ 108**	**$ 310**	**$ 310**
APPROPRIATION FR CONTINGENCIES	$	$	$ 469	$ 469
SERVICES & SUPPLIES	914	760	801	801
OTHER CHARGES	7	374	2,530	2,530
TOTAL EXPENDITURES/APPROPRIATIONS	**$ 921**	**$ 1,134**	**$ 3,800**	**$ 3,800**
NET COST	**$ 215**	**$ (1,026)**	**$ (3,490)**	**$ (3,490)**

State Controller Schedules
County Budget Act
January 2010

COUNTY OF KERN
Special Districts and Other Agencies
Financing Sources and Uses by Budget Unit by Object
Fiscal Year 2012-13

Schedule 15

COUNTY SERVICE AREA #60 ZONE 2
SPECIAL DISTRICT

Fund 40832
Budget Unit 9276

Detail by Revenue Category and Expenditure Object	Actual 2010-11	Actual 2011-12	CAO Recommended 2012-13	Adopted by the Board of Supervisors 2012-13
1	2	3	4	5
TAXES	$ 100,722	$ 100,357	$ 97,355	$ 97,355
FINES AND FORFEITURES	1,129	429		
USE OF MONEY/PROPERTY	3,355	3,107	11,042	11,042
CHARGES FOR SERVICES	(278)	(281)		
TOTAL REVENUE	**$ 104,928**	**$ 103,612**	**$ 108,397**	**$ 108,397**
APPROPRIATION FR CONTINGENCIES	$	$	$ 16,750	$ 16,750
SERVICES & SUPPLIES	58,039	4,699	131,000	131,000
OTHER CHARGES	56	5,248	41,250	41,250
TOTAL EXPENDITURES/APPROPRIATIONS	**$ 58,095**	**$ 9,947**	**$ 189,000**	**$ 189,000**
NET COST	**$ 46,833**	**$ 93,665**	**$ (80,603)**	**$ (80,603)**

State Controller Schedules
County Budget Act
January 2010

COUNTY OF KERN
Special Districts and Other Agencies
Financing Sources and Uses by Budget Unit by Object
Fiscal Year 2012-13

Schedule 15

COUNTY SERVICE AREA #60
SPECIAL DISTRICT

Fund 40830
Budget Unit 9277

Detail by Revenue Category and Expenditure Object	Actual 2010-11	Actual 2011-12	CAO Recommended 2012-13	Adopted by the Board of Supervisors 2012-13
1	2	3	4	5
TAXES	$ 210,123	$ 9,195	$	$
FINES AND FORFEITURES	3,076	2,813		
USE OF MONEY/PROPERTY	6,848	5,334	20,486	20,486
CHARGES FOR SERVICES	(1,671)			
OTHER FINANCING SOURCES	4,040	3,960	3,928	3,928
TOTAL REVENUE	**$ 222,416**	**$ 21,302**	**$ 24,414**	**$ 24,414**
APPROPRIATION FR CONTINGENCIES	$	$	$ 20,000	$ 20,000
SERVICES & SUPPLIES	161,587	133,484	131,400	131,400
OTHER CHARGES	444	36,963	45,000	45,000
TOTAL EXPENDITURES/APPROPRIATIONS	**$ 162,031**	**$ 170,447**	**$ 196,400**	**$ 196,400**
NET COST	**$ 60,385**	**$ (149,145)**	**$ (171,986)**	**$ (171,986)**

State Controller Schedules
County Budget Act
January 2010

COUNTY OF KERN
Special Districts and Other Agencies
Financing Sources and Uses by Budget Unit by Object
Fiscal Year 2012-13

Schedule 15

COUNTY SERVICE AREA #60 ZONE 1
SPECIAL DISTRICT

Fund 40831
Budget Unit 9278

Detail by Revenue Category and Expenditure Object	Actual 2010-11	Actual 2011-12	CAO Recommended 2012-13	Adopted by the Board of Supervisors 2012-13
1	2	3	4	5
TAXES	$ 21,696	$ 21,997	$ 20,322	$ 20,322
FINES AND FORFEITURES	247	182		
USE OF MONEY/PROPERTY	333	271	1,084	1,084
CHARGES FOR SERVICES	(364)	(364)		
OTHER FINANCING SOURCES	480	540	480	480
TOTAL REVENUE	**$ 22,392**	**$ 22,626**	**$ 21,886**	**$ 21,886**
SERVICES & SUPPLIES	$ 22,459	$ 12,998	$ 16,800	$ 16,800
OTHER CHARGES	44	4,045	7,200	7,200
TOTAL EXPENDITURES/APPROPRIATIONS	**$ 22,503**	**$ 17,043**	**$ 24,000**	**$ 24,000**
NET COST	**$ (111)**	**$ 5,583**	**$ (2,114)**	**$ (2,114)**

State Controller Schedules
County Budget Act
January 2010

COUNTY OF KERN
Special Districts and Other Agencies
Financing Sources and Uses by Budget Unit by Object
Fiscal Year 2012-13

Schedule 15

COUNTY SERVICE AREA #61 ZONE 1
SPECIAL DISTRICT

Fund 40836
Budget Unit 9279

Detail by Revenue Category and Expenditure Object	Actual 2010-11	Actual 2011-12	CAO Recommended 2012-13	Adopted by the Board of Supervisors 2012-13
1	2	3	4	5
TAXES	$ 4,464	$ 374	$	$
FINES AND FORFEITURES	340	157		
USE OF MONEY/PROPERTY	635	451	1,956	1,956
CHARGES FOR SERVICES	(149)			
OTHER FINANCING SOURCES	230	210	210	210
TOTAL REVENUE	**$ 5,520**	**$ 1,192**	**$ 2,166**	**$ 2,166**
APPROPRIATION FR CONTINGENCIES	$	$	$ 1,000	$ 1,000
SERVICES & SUPPLIES	8,089	6,682	6,929	6,929
OTHER CHARGES	22	1,809	2,571	2,571
TOTAL EXPENDITURES/APPROPRIATIONS	**$ 8,111**	**$ 8,491**	**$ 10,500**	**$ 10,500**
NET COST	**$ (2,591)**	**$ (7,299)**	**$ (8,334)**	**$ (8,334)**

State Controller Schedules
County Budget Act
January 2010

COUNTY OF KERN
Special Districts and Other Agencies
Financing Sources and Uses by Budget Unit by Object
Fiscal Year 2012-13

Schedule 15

COUNTY SERVICE AREA #61 ZONE 2
SPECIAL DISTRICT

Fund 40837
Budget Unit 9280

Detail by Revenue Category and Expenditure Object	Actual 2010-11	Actual 2011-12	CAO Recommended 2012-13	Adopted by the Board of Supervisors 2012-13
1	2	3	4	5
TAXES	$ 1,778	$ 1,877	$ 955	$ 955
FINES AND FORFEITURES	166	285		
USE OF MONEY/PROPERTY	25	24	100	100
CHARGES FOR SERVICES	(13)	(13)		
OTHER FINANCING SOURCES	44	40	34	34
TOTAL REVENUE	**$ 2,000**	**$ 2,213**	**$ 1,089**	**$ 1,089**
SERVICES & SUPPLIES	$ 1,440	$ 1,152	$ 1,205	$ 1,205
OTHER CHARGES	3	409	495	495
TOTAL EXPENDITURES/APPROPRIATIONS	**$ 1,443**	**$ 1,561**	**$ 1,700**	**$ 1,700**
NET COST	**$ 557**	**$ 652**	**$ (611)**	**$ (611)**

State Controller Schedules
County Budget Act
January 2010

COUNTY OF KERN
Special Districts and Other Agencies
Financing Sources and Uses by Budget Unit by Object
Fiscal Year 2012-13

Schedule 15

COUNTY SERVICE AREA #61 ZONE 3
SPECIAL DISTRICT

Fund 40838
Budget Unit 9281

Detail by Revenue Category and Expenditure Object	Actual 2010-11	Actual 2011-12	CAO Recommended 2012-13	Adopted by the Board of Supervisors 2012-13
1	2	3	4	5
TAXES	$ 8,408	$ 364	$	$
FINES AND FORFEITURES	386	160		
USE OF MONEY/PROPERTY	303	237	912	912
CHARGES FOR SERVICES	(81)			
OTHER FINANCING SOURCES	194	174	172	172
TOTAL REVENUE	**$ 9,210**	**$ 935**	**$ 1,084**	**$ 1,084**
APPROPRIATION FR CONTINGENCIES	$	$	$ 777	$ 777
SERVICES & SUPPLIES	6,795	5,455	6,023	6,023
OTHER CHARGES	22	1,453	1,800	1,800
TOTAL EXPENDITURES/APPROPRIATIONS	**$ 6,817**	**$ 6,908**	**$ 8,600**	**$ 8,600**
NET COST	**$ 2,393**	**$ (5,973)**	**$ (7,516)**	**$ (7,516)**

State Controller Schedules
County Budget Act
January 2010

COUNTY OF KERN
Special Districts and Other Agencies
Financing Sources and Uses by Budget Unit by Object
Fiscal Year 2012-13

Schedule 15

COUNTY SERVICE AREA #61 ZONE 4
SPECIAL DISTRICT

Fund 40839
Budget Unit 9282

Detail by Revenue Category and Expenditure Object	Actual 2010-11	Actual 2011-12	CAO Recommended 2012-13	Adopted by the Board of Supervisors 2012-13
1	2	3	4	5
TAXES	$ 2,900	$ 290	$ 276	$ 276
USE OF MONEY/PROPERTY	80	63	219	219
OTHER FINANCING SOURCES	70	66	66	66
TOTAL REVENUE	**$ 3,050**	**$ 419**	**$ 561**	**$ 561**
APPROPRIATION FR CONTINGENCIES	$	$	$ 330	$ 330
SERVICES & SUPPLIES	2,369	1,911	2,290	2,290
OTHER CHARGES	7	589	680	680
TOTAL EXPENDITURES/APPROPRIATIONS	**$ 2,376**	**$ 2,500**	**$ 3,300**	**$ 3,300**
NET COST	**$ 674**	**$ (2,081)**	**$ (2,739)**	**$ (2,739)**

State Controller Schedules
County Budget Act
January 2010

COUNTY OF KERN
Special Districts and Other Agencies
Financing Sources and Uses by Budget Unit by Object
Fiscal Year 2012-13

Schedule 15

COUNTY SERVICE AREA #62
SPECIAL DISTRICT

Fund 40840
Budget Unit 9283

Detail by Revenue Category and Expenditure Object	Actual 2010-11	Actual 2011-12	CAO Recommended 2012-13	Adopted by the Board of Supervisors 2012-13
1	2	3	4	5
TAXES	$ 5,701	$ 5,744	$ 5,736	$ 5,736
FINES AND FORFEITURES	174	208		
USE OF MONEY/PROPERTY	122	52	37	37
CHARGES FOR SERVICES	(164)	(164)		
OTHER FINANCING SOURCES	232	220	7,170	7,170
TOTAL REVENUE	**$ 6,065**	**$ 6,060**	**$ 12,943**	**$ 12,943**
SERVICES & SUPPLIES	$ 11,865	$ 4,910	$ 4,824	$ 4,824
OTHER CHARGES	22	2,457	3,676	3,676
TOTAL EXPENDITURES/APPROPRIATIONS	**$ 11,887**	**$ 7,367**	**$ 8,500**	**$ 8,500**
NET COST	**$ (5,822)**	**$ (1,307)**	**$ 4,443**	**$ 4,443**

State Controller Schedules
County Budget Act
January 2010

COUNTY OF KERN
Special Districts and Other Agencies
Financing Sources and Uses by Budget Unit by Object
Fiscal Year 2012-13

Schedule 15

COUNTY SERVICE AREA #63
SPECIAL DISTRICT

Fund 40845
Budget Unit 9284

Detail by Revenue Category and Expenditure Object	Actual 2010-11	Actual 2011-12	CAO Recommended 2012-13	Adopted by the Board of Supervisors 2012-13
1	2	3	4	5
TAXES	$ 26,981	$ 22,341	$ 20,273	$ 20,273
FINES AND FORFEITURES	476	474		
USE OF MONEY/PROPERTY	314	306	1,438	1,438
CHARGES FOR SERVICES	(1,067)	(1,066)		
OTHER FINANCING SOURCES	454	460	450	450
TOTAL REVENUE	**$ 27,158**	**$ 22,515**	**$ 22,161**	**$ 22,161**
APPROPRIATION FR CONTINGENCIES	$	$	$ 2,173	$ 2,173
SERVICES & SUPPLIES	18,041	13,687	15,137	15,137
OTHER CHARGES	42	4,548	5,190	5,190
TOTAL EXPENDITURES/APPROPRIATIONS	**$ 18,083**	**$ 18,235**	**$ 22,500**	**$ 22,500**
NET COST	**$ 9,075**	**$ 4,280**	**$ (339)**	**$ (339)**

State Controller Schedules
County Budget Act
January 2010

COUNTY OF KERN
Special Districts and Other Agencies
Financing Sources and Uses by Budget Unit by Object
Fiscal Year 2012-13

Schedule 15

COUNTY SERVICE AREA #65
SPECIAL DISTRICT

Fund 40855
Budget Unit 9286

Detail by Revenue Category and Expenditure Object	Actual 2010-11	Actual 2011-12	CAO Recommended 2012-13	Adopted by the Board of Supervisors 2012-13
1	2	3	4	5
TAXES	$ 7,179	$ 7,213	$ 6,208	$ 6,208
FINES AND FORFEITURES	531	602		
USE OF MONEY/PROPERTY	3,601	2,747	4,816	4,816
CHARGES FOR SERVICES	(262)	(261)		
OTHER FINANCING SOURCES	5,000	4,550	4,560	4,560
TOTAL REVENUE	**$ 16,049**	**$ 14,851**	**$ 15,584**	**$ 15,584**
APPROPRIATION FR CONTINGENCIES	$	$	$ 22,000	$ 22,000
SERVICES & SUPPLIES	15,770		10,002	10,002
OTHER CHARGES	333	2,680	46,998	46,998
CAPITAL ASSETS	832		149,000	149,000
TOTAL EXPENDITURES/APPROPRIATIONS	**$ 16,935**	**$ 2,680**	**$ 228,000**	**$ 228,000**
NET COST	**$ (886)**	**$ 12,171**	**$ (212,416)**	**$ (212,416)**

State Controller Schedules
County Budget Act
January 2010

COUNTY OF KERN
Special Districts and Other Agencies
Financing Sources and Uses by Budget Unit by Object
Fiscal Year 2012-13

Schedule 15

COUNTY SERVICE AREA #66
SPECIAL DISTRICT

Fund 40860
Budget Unit 9287

Detail by Revenue Category and Expenditure Object	Actual 2010-11	Actual 2011-12	CAO Recommended 2012-13	Adopted by the Board of Supervisors 2012-13
1	2	3	4	5
TAXES	$ 5,364	$ 5,655	$ 3,879	$ 3,879
FINES AND FORFEITURES	18	88		
USE OF MONEY/PROPERTY	72	64	308	308
CHARGES FOR SERVICES	(26)	(26)		
OTHER FINANCING SOURCES	118	114	110	110
TOTAL REVENUE	**$ 5,546**	**$ 5,895**	**$ 4,297**	**$ 4,297**
APPROPRIATION FR CONTINGENCIES	$	$	$ 450	$ 450
SERVICES & SUPPLIES	4,513	3,560	3,900	3,900
OTHER CHARGES	11	970	1,150	1,150
TOTAL EXPENDITURES/APPROPRIATIONS	**$ 4,524**	**$ 4,530**	**$ 5,500**	**$ 5,500**
NET COST	**$ 1,022**	**$ 1,365**	**$ (1,203)**	**$ (1,203)**

State Controller Schedules
County Budget Act
January 2010

COUNTY OF KERN
Special Districts and Other Agencies
Financing Sources and Uses by Budget Unit by Object
Fiscal Year 2012-13

Schedule 15

COUNTY SERVICE AREA #67
SPECIAL DISTRICT

Fund 40865
Budget Unit 9288

Detail by Revenue Category and Expenditure Object	Actual 2010-11	Actual 2011-12	CAO Recommended 2012-13	Adopted by the Board of Supervisors 2012-13
1	2	3	4	5
TAXES	$ 3,155	$	$	$
USE OF MONEY/PROPERTY	118	90	329	329
CHARGES FOR SERVICES	(7)			
OTHER FINANCING SOURCES	84	75	64	64
TOTAL REVENUE	**$ 3,350**	**$ 165**	**$ 393**	**$ 393**
APPROPRIATION FR CONTINGENCIES	$	$	$ 403	$ 403
SERVICES & SUPPLIES	2,453	1,986	2,107	2,107
OTHER CHARGES	9	579	690	690
TOTAL EXPENDITURES/APPROPRIATIONS	**$ 2,462**	**$ 2,565**	**$ 3,200**	**$ 3,200**
NET COST	**$ 888**	**$ (2,400)**	**$ (2,807)**	**$ (2,807)**

State Controller Schedules
County Budget Act
January 2010

COUNTY OF KERN
Special Districts and Other Agencies
Financing Sources and Uses by Budget Unit by Object
Fiscal Year 2012-13

Schedule 15

COUNTY SERVICE AREA #58
SPECIAL DISTRICT

Fund 40820
Budget Unit 9289

Detail by Revenue Category and Expenditure Object	Actual 2010-11	Actual 2011-12	CAO Recommended 2012-13	Adopted by the Board of Supervisors 2012-13
1	2	3	4	5
TAXES	$ 4,266	$ 4,743	$ 4,543	$ 4,543
FINES AND FORFEITURES	1			
USE OF MONEY/PROPERTY	281	210	866	866
CHARGES FOR SERVICES	(37)	(37)		
OTHER FINANCING SOURCES	232	167	143	143
TOTAL REVENUE	**$ 4,743**	**$ 5,083**	**$ 5,552**	**$ 5,552**
APPROPRIATION FR CONTINGENCIES	$	$	$ 2,100	$ 2,100
SERVICES & SUPPLIES	5,143	4,086	4,415	4,415
OTHER CHARGES	19	1,154	1,685	1,685
TOTAL EXPENDITURES/APPROPRIATIONS	**$ 5,162**	**$ 5,240**	**$ 8,200**	**$ 8,200**
NET COST	**$ (419)**	**$ (157)**	**$ (2,648)**	**$ (2,648)**

State Controller Schedules
County Budget Act
January 2010

COUNTY OF KERN
Special Districts and Other Agencies
Financing Sources and Uses by Budget Unit by Object
Fiscal Year 2012-13

Schedule 15

COUNTY SERVICE AREA #63 ZONE 1
SPECIAL DISTRICT

Fund 40846
Budget Unit 9290

Detail by Revenue Category and Expenditure Object	Actual 2010-11	Actual 2011-12	CAO Recommended 2012-13	Adopted by the Board of Supervisors 2012-13
1	2	3	4	5
TAXES	$ 98,164	$ 100,887	$ 93,777	$ 93,777
FINES AND FORFEITURES	1,006	1,729		
USE OF MONEY/PROPERTY	1,601	1,801	8,068	8,068
CHARGES FOR SERVICES	(652)	(634)		
TOTAL REVENUE	**$ 100,119**	**$ 103,783**	**$ 101,845**	**$ 101,845**
APPROPRIATION FR CONTINGENCIES	$	$	$ 12,400	$ 12,400
SERVICES & SUPPLIES	33,095	15,178	99,100	99,100
OTHER CHARGES	222	6,283	27,200	27,200
TOTAL EXPENDITURES/APPROPRIATIONS	**$ 33,317**	**$ 21,461**	**$ 138,700**	**$ 138,700**
NET COST	**$ 66,802**	**$ 82,322**	**$ (36,855)**	**$ (36,855)**

State Controller Schedules
County Budget Act
January 2010

COUNTY OF KERN
Special Districts and Other Agencies
Financing Sources and Uses by Budget Unit by Object
Fiscal Year 2012-13

Schedule 15

COUNTY SERVICE AREA #63 ZONE 2
SPECIAL DISTRICT

Fund 40847
Budget Unit 9291

Detail by Revenue Category and Expenditure Object	Actual 2010-11	Actual 2011-12	CAO Recommended 2012-13	Adopted by the Board of Supervisors 2012-13
1	2	3	4	5
TAXES	$ 1,551	$ 146	$	$
FINES AND FORFEITURES	21	31		
USE OF MONEY/PROPERTY	364	289	942	942
CHARGES FOR SERVICES	(290)			
TOTAL REVENUE	**$ 1,646**	**$ 466**	**$ 942**	**$ 942**
APPROPRIATION FR CONTINGENCIES	$	$	$ 1,330	$ 1,330
SERVICES & SUPPLIES	117		8,480	8,480
OTHER CHARGES	26	194	2,850	2,850
TOTAL EXPENDITURES/APPROPRIATIONS	**$ 143**	**$ 194**	**$ 12,660**	**$ 12,660**
NET COST	**$ 1,503**	**$ 272**	**$ (11,718)**	**$ (11,718)**

State Controller Schedules
County Budget Act
January 2010

COUNTY OF KERN
Special Districts and Other Agencies
Financing Sources and Uses by Budget Unit by Object
Fiscal Year 2012-13

Schedule 15

COUNTY SERVICE AREA #63 ZONE 3
SPECIAL DISTRICT

Fund 40848
Budget Unit 9292

Detail by Revenue Category and Expenditure Object	Actual 2010-11	Actual 2011-12	CAO Recommended 2012-13	Adopted by the Board of Supervisors 2012-13
1	2	3	4	5
TAXES	$ 21,940	$ 429	$	$
FINES AND FORFEITURES	383	126		
USE OF MONEY/PROPERTY	1,251	915	3,722	3,722
CHARGES FOR SERVICES	(495)			
OTHER FINANCING SOURCES	620	580	580	580
TOTAL REVENUE	**$ 23,699**	**$ 2,050**	**$ 4,302**	**$ 4,302**
APPROPRIATION FR CONTINGENCIES	$	$	$ 3,000	$ 3,000
SERVICES & SUPPLIES	22,950	16,609	19,200	19,200
OTHER CHARGES	68	5,125	6,800	6,800
TOTAL EXPENDITURES/APPROPRIATIONS	**$ 23,018**	**$ 21,734**	**$ 29,000**	**$ 29,000**
NET COST	**$ 681**	**$ (19,684)**	**$ (24,698)**	**$ (24,698)**

State Controller Schedules
County Budget Act
January 2010

COUNTY OF KERN
Special Districts and Other Agencies
Financing Sources and Uses by Budget Unit by Object
Fiscal Year 2012-13

Schedule 15

COUNTY SERVICE AREA #63 ZONE 4
SPECIAL DISTRICT

Fund 40849
Budget Unit 9293

Detail by Revenue Category and Expenditure Object	Actual 2010-11	Actual 2011-12	CAO Recommended 2012-13	Adopted by the Board of Supervisors 2012-13
1	2	3	4	5
TAXES	$ 71,426	$ 71,147	$ 66,652	$ 66,652
FINES AND FORFEITURES	725	434		
USE OF MONEY/PROPERTY	2,628	1,987	9,191	9,191
CHARGES FOR SERVICES	(175)	(175)		
TOTAL REVENUE	**$ 74,604**	**$ 73,393**	**$ 75,843**	**$ 75,843**
APPROPRIATION FR CONTINGENCIES	$	$	$ 5,000	$ 5,000
SERVICES & SUPPLIES	77,489	70,802	91,240	91,240
OTHER CHARGES	148	3,583	7,100	7,100
TOTAL EXPENDITURES/APPROPRIATIONS	**$ 77,637**	**$ 74,385**	**$ 103,340**	**$ 103,340**
NET COST	**$ (3,033)**	**$ (992)**	**$ (27,497)**	**$ (27,497)**

State Controller Schedules
County Budget Act
January 2010

COUNTY OF KERN
Special Districts and Other Agencies
Financing Sources and Uses by Budget Unit by Object
Fiscal Year 2012-13

Schedule 15

COUNTY SERVICE AREA #63 ZONE 5
SPECIAL DISTRICT

Fund 40851
Budget Unit 9294

Detail by Revenue Category and Expenditure Object	Actual 2010-11	Actual 2011-12	CAO Recommended 2012-13	Adopted by the Board of Supervisors 2012-13
1	2	3	4	5
TAXES	$ 87,888	$ 94,367	$ 82,531	$ 82,531
FINES AND FORFEITURES	922	1,652		
USE OF MONEY/PROPERTY	199	172	1,697	1,697
CHARGES FOR SERVICES	(208)	(189)		
OTHER FINANCING SOURCES			10,321	10,321
TOTAL REVENUE	**$ 88,801**	**$ 96,002**	**$ 94,549**	**$ 94,549**
APPROPRIATION FR CONTINGENCIES	$	$	$ 9,400	$ 9,400
SERVICES & SUPPLIES	80,964	79,920	83,100	83,100
OTHER CHARGES	179	1,561	5,000	5,000
TOTAL EXPENDITURES/APPROPRIATIONS	**$ 81,143**	**$ 81,481**	**$ 97,500**	**$ 97,500**
NET COST	**$ 7,658**	**$ 14,521**	**$ (2,951)**	**$ (2,951)**

State Controller Schedules
County Budget Act
January 2010

COUNTY OF KERN
Special Districts and Other Agencies
Financing Sources and Uses by Budget Unit by Object
Fiscal Year 2012-13

Schedule 15

COUNTY SERVICE AREA #63 ZONE 6
SPECIAL DISTRICT

Fund 40852
Budget Unit 9295

Detail by Revenue Category and Expenditure Object	Actual 2010-11	Actual 2011-12	CAO Recommended 2012-13	Adopted by the Board of Supervisors 2012-13
1	2	3	4	5
TAXES	$ 66,328	$ 64,050	$ 61,256	$ 61,256
FINES AND FORFEITURES	483	75		
USE OF MONEY/PROPERTY	740	550	2,620	2,620
CHARGES FOR SERVICES	(99)	(99)		
TOTAL REVENUE	**$ 67,452**	**$ 64,576**	**$ 63,876**	**$ 63,876**
APPROPRIATION FR CONTINGENCIES	$	$	$ 3,220	$ 3,220
SERVICES & SUPPLIES	68,939	62,885	70,010	70,010
OTHER CHARGES	171	1,230	3,770	3,770
TOTAL EXPENDITURES/APPROPRIATIONS	**$ 69,110**	**$ 64,115**	**$ 77,000**	**$ 77,000**
NET COST	**$ (1,658)**	**$ 461**	**$ (13,124)**	**$ (13,124)**

State Controller Schedules
County Budget Act
January 2010

COUNTY OF KERN
Special Districts and Other Agencies
Financing Sources and Uses by Budget Unit by Object
Fiscal Year 2012-13

Schedule 15

CO SERVICE AREA #39 ZONE 1
SPECIAL DISTRICT

Fund 40726
Budget Unit 9297

Detail by Revenue Category and Expenditure Object	Actual 2010-11	Actual 2011-12	CAO Recommended 2012-13	Adopted by the Board of Supervisors 2012-13
1	2	3	4	5
TAXES	$ 12,998	$ 15,113	$ 15,039	$ 15,039
USE OF MONEY/PROPERTY	4	(19)	412	412
CHARGES FOR SERVICES	(19)	(19)		
OTHER FINANCING SOURCES		26,000	25,500	25,500
TOTAL REVENUE	**$ 12,983**	**$ 41,075**	**$ 40,951**	**$ 40,951**
SERVICES & SUPPLIES	$ 23,078	$ 7,418	$ 45,690	$ 45,690
OTHER CHARGES	31	1,685	1,710	1,710
TOTAL EXPENDITURES/APPROPRIATIONS	**$ 23,109**	**$ 9,103**	**$ 47,400**	**$ 47,400**
NET COST	**$ (10,126)**	**$ 31,972**	**$ (6,449)**	**$ (6,449)**

State Controller Schedules
County Budget Act
January 2010

COUNTY OF KERN
Special Districts and Other Agencies
Financing Sources and Uses by Budget Unit by Object
Fiscal Year 2012-13

Schedule 15

COUNTY SERVICE AREA #65.1
SPECIAL DISTRICT

Fund 40856
Budget Unit 9298

Detail by Revenue Category and Expenditure Object	Actual 2010-11	Actual 2011-12	CAO Recommended 2012-13	Adopted by the Board of Supervisors 2012-13
1	2	3	4	5
TAXES	$ 3,860	$ 4,129	$ 1,518	$ 1,518
FINES AND FORFEITURES	174	238		
USE OF MONEY/PROPERTY	172	137	631	631
CHARGES FOR SERVICES	(160)	(160)		
OTHER FINANCING SOURCES	110	100	84	84
TOTAL REVENUE	**$ 4,156**	**$ 4,444**	**$ 2,233**	**$ 2,233**
SERVICES & SUPPLIES	$ 3,521	$ 2,780	$ 2,960	$ 2,960
OTHER CHARGES	10	789	1,240	1,240
TOTAL EXPENDITURES/APPROPRIATIONS	**$ 3,531**	**$ 3,569**	**$ 4,200**	**$ 4,200**
NET COST	**$ 625**	**$ 875**	**$ (1,967)**	**$ (1,967)**

State Controller Schedules
County Budget Act
January 2010

COUNTY OF KERN
Special Districts and Other Agencies
Financing Sources and Uses by Budget Unit by Object
Fiscal Year 2012-13

Schedule 15

COUNTY SERVICE AREA #66 ZONE 2
SPECIAL DISTRICT

Fund 40862
Budget Unit 9299

Detail by Revenue Category and Expenditure Object	Actual 2010-11	Actual 2011-12	CAO Recommended 2012-13	Adopted by the Board of Supervisors 2012-13
1	2	3	4	5
TAXES	$ 2,646	$ 1,527	$ 665	$ 665
FINES AND FORFEITURES	1	48		
USE OF MONEY/PROPERTY	29	33	169	169
CHARGES FOR SERVICES	(20)	(20)		
OTHER FINANCING SOURCES	60	30	30	30
TOTAL REVENUE	**$ 2,716**	**$ 1,618**	**$ 864**	**$ 864**
APPROPRIATION FR CONTINGENCIES	$	$	$ 162	$ 162
SERVICES & SUPPLIES	1,174	912	913	913
OTHER CHARGES	5	316	425	425
TOTAL EXPENDITURES/APPROPRIATIONS	**$ 1,179**	**$ 1,228**	**$ 1,500**	**$ 1,500**
NET COST	**$ 1,537**	**$ 390**	**$ (636)**	**$ (636)**

State Controller Schedules
County Budget Act
January 2010

COUNTY OF KERN
Special Districts and Other Agencies
Financing Sources and Uses by Budget Unit by Object
Fiscal Year 2012-13

Schedule 15

COUNTY SERVICE AREA #10 ZONE 6
SPECIAL DISTRICT

Fund 40548
Budget Unit 9300

Detail by Revenue Category and Expenditure Object	Actual 2010-11	Actual 2011-12	CAO Recommended 2012-13	Adopted by the Board of Supervisors 2012-13
1	2	3	4	5
TAXES	$ 3,747	$ 47	$	$
FINES AND FORFEITURES	20	9		
USE OF MONEY/PROPERTY	777	623	2,611	2,611
CHARGES FOR SERVICES	(120)			
TOTAL REVENUE	**$ 4,424**	**$ 679**	**$ 2,611**	**$ 2,611**
APPROPRIATION FR CONTINGENCIES	$	$	$ 1,449	$ 1,449
SERVICES & SUPPLIES	23		1	1
OTHER CHARGES	11	328	5,080	5,080
TOTAL EXPENDITURES/APPROPRIATIONS	**$ 34**	**$ 328**	**$ 6,530**	**$ 6,530**
NET COST	**$ 4,390**	**$ 351**	**$ (3,919)**	**$ (3,919)**

State Controller Schedules
County Budget Act
January 2010

COUNTY OF KERN
Special Districts and Other Agencies
Financing Sources and Uses by Budget Unit by Object
Fiscal Year 2012-13

Schedule 15

COUNTY SERVICE AREA #66 ZONE 3
SPECIAL DISTRICT

Fund 40863
Budget Unit 9301

Detail by Revenue Category and Expenditure Object	Actual 2010-11	Actual 2011-12	CAO Recommended 2012-13	Adopted by the Board of Supervisors 2012-13
1	2	3	4	5
TAXES	$ 3,088	$ 3,399	$ 3,325	$ 3,325
FINES AND FORFEITURES	2	76		
USE OF MONEY/PROPERTY	109	111	422	422
CHARGES FOR SERVICES	(20)	(20)		
TOTAL REVENUE	**$ 3,179**	**$ 3,566**	**$ 3,747**	**$ 3,747**
APPROPRIATION FR CONTINGENCIES	$	$	$ 565	$ 565
SERVICES & SUPPLIES	7	1,680	5,000	5,000
OTHER CHARGES	8	395	1,435	1,435
TOTAL EXPENDITURES/APPROPRIATIONS	**$ 15**	**$ 2,075**	**$ 7,000**	**$ 7,000**
NET COST	**$ 3,164**	**$ 1,491**	**$ (3,253)**	**$ (3,253)**

State Controller Schedules
County Budget Act
January 2010

COUNTY OF KERN
Special Districts and Other Agencies
Financing Sources and Uses by Budget Unit by Object
Fiscal Year 2012-13

Schedule 15

COUNTY SERVICE AREA #66 ZONE 4
SPECIAL DISTRICT

Fund 40864
Budget Unit 9302

Detail by Revenue Category and Expenditure Object	Actual 2010-11	Actual 2011-12	CAO Recommended 2012-13	Adopted by the Board of Supervisors 2012-13
1	2	3	4	5
TAXES	$ 1,769	$ 4,609	$ 5,700	$ 5,700
FINES AND FORFEITURES	1	27		
USE OF MONEY/PROPERTY	28	38	167	167
CHARGES FOR SERVICES	(20)	(20)		
TOTAL REVENUE	**$ 1,778**	**$ 4,654**	**$ 5,867**	**$ 5,867**
APPROPRIATION FR CONTINGENCIES	$	$	$ 170	$ 170
SERVICES & SUPPLIES	580	375	4,715	4,715
OTHER CHARGES	3	71	1,615	1,615
TOTAL EXPENDITURES/APPROPRIATIONS	**$ 583**	**$ 446**	**$ 6,500**	**$ 6,500**
NET COST	**$ 1,195**	**$ 4,208**	**$ (633)**	**$ (633)**

State Controller Schedules
County Budget Act
January 2010

COUNTY OF KERN
Special Districts and Other Agencies
Financing Sources and Uses by Budget Unit by Object
Fiscal Year 2012-13

Schedule 15

COUNTY SERVICE AREA #30 ZONE 6
SPECIAL DISTRICT

Fund 40676
Budget Unit 9303

Detail by Revenue Category and Expenditure Object	Actual 2010-11	Actual 2011-12	CAO Recommended 2012-13	Adopted by the Board of Supervisors 2012-13
1	2	3	4	5
TAXES	$ 2,456	$ 50	$	$
FINES AND FORFEITURES	56	23		
USE OF MONEY/PROPERTY	850	672	2,778	2,778
CHARGES FOR SERVICES	(73)			
TOTAL REVENUE	**$ 3,289**	**$ 745**	**$ 2,778**	**$ 2,778**
APPROPRIATION FR CONTINGENCIES	$	$	$ 1,264	$ 1,264
SERVICES & SUPPLIES	25		1	1
OTHER CHARGES	19	407	10,135	10,135
TOTAL EXPENDITURES/APPROPRIATIONS	**$ 44**	**$ 407**	**$ 11,400**	**$ 11,400**
NET COST	**$ 3,245**	**$ 338**	**$ (8,622)**	**$ (8,622)**

State Controller Schedules
County Budget Act
January 2010

COUNTY OF KERN
Special Districts and Other Agencies
Financing Sources and Uses by Budget Unit by Object
Fiscal Year 2012-13

Schedule 15

COUNTY SERVICE AREA # 67 ZONE 1
SPECIAL DISTRICT

Fund 40866
Budget Unit 9305

Detail by Revenue Category and Expenditure Object	Actual 2010-11	Actual 2011-12	CAO Recommended 2012-13	Adopted by the Board of Supervisors 2012-13
1	2	3	4	5
TAXES	$ 1,829	$	$	$
USE OF MONEY/PROPERTY	40	43	(4)	15
CHARGES FOR SERVICES	(3)			
TOTAL REVENUE	**$ 1,866**	**$ 43**	**$ (04)**	**$ 15**
SERVICES & SUPPLIES	$ 2	$	$ 5,239	$ 5,239
OTHER CHARGES	3	29	225	225
TOTAL EXPENDITURES/APPROPRIATIONS	**$ 5**	**$ 29**	**$ 5,464**	**$ 5,464**
NET COST	**$ 1,861**	**$ 14**	**$ (5,468)**	**$ (5,449)**

State Controller Schedules
County Budget Act
January 2010

COUNTY OF KERN
Special Districts and Other Agencies
Financing Sources and Uses by Budget Unit by Object
Fiscal Year 2012-13

Schedule 15

COUNTY SERVICE AREA #69
SPECIAL DISTRICT

Fund 40875
Budget Unit 9307

Detail by Revenue Category and Expenditure Object	Actual 2010-11	Actual 2011-12	CAO Recommended 2012-13	Adopted by the Board of Supervisors 2012-13
1	2	3	4	5
TAXES	$ 560	$ 2	$	$
FINES AND FORFEITURES	2			
USE OF MONEY/PROPERTY	236	186	612	612
CHARGES FOR SERVICES	(11)			
TOTAL REVENUE	**$ 787**	**$ 188**	**$ 612**	**$ 612**
APPROPRIATION FR CONTINGENCIES	$	$	$ 725	$ 725
SERVICES & SUPPLIES	20			
OTHER CHARGES	17	340	7,275	7,275
TOTAL EXPENDITURES/APPROPRIATIONS	**$ 37**	**$ 340**	**$ 8,000**	**$ 8,000**
NET COST	**$ 750**	**$ (152)**	**$ (7,388)**	**$ (7,388)**

State Controller Schedules
County Budget Act
January 2010

COUNTY OF KERN
Special Districts and Other Agencies
Financing Sources and Uses by Budget Unit by Object
Fiscal Year 2012-13

Schedule 15

COUNTY SERVICE AREA #71
SPECIAL DISTRICT

Fund 40885
Budget Unit 9309

Detail by Revenue Category and Expenditure Object	Actual 2010-11	Actual 2011-12	CAO Recommended 2012-13	Adopted by the Board of Supervisors 2012-13
1	2	3	4	5
TAXES	$ 129,390	$ 130,158	$ 126,592	$ 126,592
FINES AND FORFEITURES	1,472	1,445		
USE OF MONEY/PROPERTY	3,500	2,815	8,228	8,228
CHARGES FOR SERVICES	(2,324)	(2,339)		
TOTAL REVENUE	**$ 132,038**	**$ 132,079**	**$ 134,820**	**$ 134,820**
APPROPRIATION FR CONTINGENCIES	$	$	$ 16,000	$ 16,000
SERVICES & SUPPLIES	136,552	14,946	73,025	73,025
OTHER CHARGES	444	77,438	103,200	103,200
TOTAL EXPENDITURES/APPROPRIATIONS	**$ 136,996**	**$ 92,384**	**$ 192,225**	**$ 192,225**
NET COST	**$ (4,958)**	**$ 39,695**	**$ (57,405)**	**$ (57,405)**

State Controller Schedules
County Budget Act
January 2010

COUNTY OF KERN
Special Districts and Other Agencies
Financing Sources and Uses by Budget Unit by Object
Fiscal Year 2012-13

Schedule 15

COUNTY SERVICE AREA #39 ZONE 4
SPECIAL DISTRICT

Fund 40722
Budget Unit 9313

Detail by Revenue Category and Expenditure Object	Actual 2010-11	Actual 2011-12	CAO Recommended 2012-13	Adopted by the Board of Supervisors 2012-13
1	2	3	4	5
TAXES	$ 1,017	$ 1,049	$ 983	$ 983
FINES AND FORFEITURES	3	18		
USE OF MONEY/PROPERTY	214	174	582	582
CHARGES FOR SERVICES	(23)	(23)		
TOTAL REVENUE	**$ 1,211**	**$ 1,218**	**$ 1,565**	**$ 1,565**
SERVICES & SUPPLIES	$ 25	$	$ 6,000	$ 6,000
OTHER CHARGES	19	137	2,000	2,000
TOTAL EXPENDITURES/APPROPRIATIONS	**$ 44**	**$ 137**	**$ 8,000**	**$ 8,000**
NET COST	**$ 1,167**	**$ 1,081**	**$ (6,435)**	**$ (6,435)**

State Controller Schedules
County Budget Act
January 2010

COUNTY OF KERN
Special Districts and Other Agencies
Financing Sources and Uses by Budget Unit by Object
Fiscal Year 2012-13

Schedule 15

COUNTY SERVICE AREA #39 ZONE 5
SPECIAL DISTRICT

Fund 40723
Budget Unit 9314

Detail by Revenue Category and Expenditure Object	Actual 2010-11	Actual 2011-12	CAO Recommended 2012-13	Adopted by the Board of Supervisors 2012-13
1	2	3	4	5
TAXES	$ 301	$ 285	$ 266	$ 266
FINES AND FORFEITURES	2			
USE OF MONEY/PROPERTY			24	24
CHARGES FOR SERVICES	(6)	(6)		
TOTAL REVENUE	**$ 297**	**$ 279**	**$ 290**	**$ 290**
SERVICES & SUPPLIES	$ 1	$	$ 300	$ 300
OTHER CHARGES	3	12	300	300
TOTAL EXPENDITURES/APPROPRIATIONS	**$ 04**	**$ 12**	**$ 600**	**$ 600**
NET COST	**$ 293**	**$ 267**	**$ (310)**	**$ (310)**

State Controller Schedules
County Budget Act
January 2010

COUNTY OF KERN
Special Districts and Other Agencies
Financing Sources and Uses by Budget Unit by Object
Fiscal Year 2012-13

Schedule 15

COUNTY SERVICE AREA #71 ZONE 1
SPECIAL DISTRICT

Fund 40886
Budget Unit 9316

Detail by Revenue Category and Expenditure Object	Actual 2010-11	Actual 2011-12	CAO Recommended 2012-13	Adopted by the Board of Supervisors 2012-13
1	2	3	4	5
TAXES	$ 29,309	$ 31,222	$ 29,479	$ 29,479
FINES AND FORFEITURES	76	199		
USE OF MONEY/PROPERTY	757	571	1,656	1,656
CHARGES FOR SERVICES	(51)	(51)		
OTHER FINANCING SOURCES	228	219	216	216
TOTAL REVENUE	**$ 30,319**	**$ 32,160**	**$ 31,351**	**$ 31,351**
APPROPRIATION FR CONTINGENCIES	$	$	$ 4,801	$ 4,801
SERVICES & SUPPLIES	32,722	31,502	44,024	44,024
OTHER CHARGES	100	2,255	5,175	5,175
TOTAL EXPENDITURES/APPROPRIATIONS	**$ 32,822**	**$ 33,757**	**$ 54,000**	**$ 54,000**
NET COST	**$ (2,503)**	**$ (1,597)**	**$ (22,649)**	**$ (22,649)**

State Controller Schedules
County Budget Act
January 2010

COUNTY OF KERN
Special Districts and Other Agencies
Financing Sources and Uses by Budget Unit by Object
Fiscal Year 2012-13

Schedule 15

COUNTY SERVICE AREA #71 ZONE 2
SPECIAL DISTRICT

Fund 40887
Budget Unit 9317

Detail by Revenue Category and Expenditure Object	Actual 2010-11	Actual 2011-12	CAO Recommended 2012-13	Adopted by the Board of Supervisors 2012-13
1	2	3	4	5
TAXES	$ 55,561	$ 56,712	$ 54,113	$ 54,113
FINES AND FORFEITURES	509	233		
USE OF MONEY/PROPERTY	1,025	816	2,545	2,545
CHARGES FOR SERVICES	(95)	(95)		
OTHER FINANCING SOURCES	266	292	290	290
TOTAL REVENUE	**$ 57,266**	**$ 57,958**	**$ 56,948**	**$ 56,948**
APPROPRIATION FR CONTINGENCIES	$	$	$ 7,385	$ 7,385
SERVICES & SUPPLIES	57,024	55,772	67,474	67,474
OTHER CHARGES	155	2,529	5,700	5,700
TOTAL EXPENDITURES/APPROPRIATIONS	**$ 57,179**	**$ 58,301**	**$ 80,559**	**$ 80,559**
NET COST	**$ 87**	**$ (343)**	**$ (23,611)**	**$ (23,611)**

State Controller Schedules
County Budget Act
January 2010

COUNTY OF KERN
Special Districts and Other Agencies
Financing Sources and Uses by Budget Unit by Object
Fiscal Year 2012-13

Schedule 15

COUNTY SERVICE AREA #72
SPECIAL DISTRICT

Fund 40890
Budget Unit 9318

Detail by Revenue Category and Expenditure Object	Actual 2010-11	Actual 2011-12	CAO Recommended 2012-13	Adopted by the Board of Supervisors 2012-13
1	2	3	4	5
TAXES	$ 1,001	$ 1,570	$ 1,533	$ 1,533
FINES AND FORFEITURES	3	4		
USE OF MONEY/PROPERTY	33	12	34	34
CHARGES FOR SERVICES	(16)	(16)		
OTHER FINANCING SOURCES	43	42	1,744	1,744
TOTAL REVENUE	**$ 1,064**	**$ 1,612**	**$ 3,311**	**$ 3,311**
SERVICES & SUPPLIES	$ 2,952	$ 1,314	$ 1,406	$ 1,406
OTHER CHARGES	5	484	794	794
TOTAL EXPENDITURES/APPROPRIATIONS	**$ 2,957**	**$ 1,798**	**$ 2,200**	**$ 2,200**
NET COST	**$ (1,893)**	**$ (186)**	**$ 1,111**	**$ 1,111**

State Controller Schedules
County Budget Act
January 2010

COUNTY OF KERN
Special Districts and Other Agencies
Financing Sources and Uses by Budget Unit by Object
Fiscal Year 2012-13

Schedule 15

COUNTY SERVICE AREA #71 ZONE 3
SPECIAL DISTRICT

Fund 40888
Budget Unit 9319

Detail by Revenue Category and Expenditure Object	Actual 2010-11	Actual 2011-12	CAO Recommended 2012-13	Adopted by the Board of Supervisors 2012-13
1	2	3	4	5
TAXES	$ 420,432	$ 396,406	$ 378,882	$ 378,882
FINES AND FORFEITURES	4,488	4,029		
USE OF MONEY/PROPERTY	4,839	5,094	15,544	15,544
CHARGES FOR SERVICES	(1,039)	(474)		
OTHER FINANCING SOURCES	7,502	6,781	6,539	6,539
TOTAL REVENUE	**$ 436,222**	**$ 411,836**	**$ 400,965**	**$ 400,965**
APPROPRIATION FR CONTINGENCIES	$	$	$ 47,800	$ 47,800
SERVICES & SUPPLIES	483,382	326,125	382,056	382,056
OTHER CHARGES	1,110	87,297	97,500	97,500
TOTAL EXPENDITURES/APPROPRIATIONS	**$ 484,492**	**$ 413,422**	**$ 527,356**	**$ 527,356**
NET COST	**$ (48,270)**	**$ (1,586)**	**$ (126,391)**	**$ (126,391)**

State Controller Schedules
County Budget Act
January 2010

COUNTY OF KERN
Special Districts and Other Agencies
Financing Sources and Uses by Budget Unit by Object
Fiscal Year 2012-13

Schedule 15

COUNTY SERVICE AREA #71 ZONE 5
SPECIAL DISTRICT

Fund 40893
Budget Unit 9321

Detail by Revenue Category and Expenditure Object	Actual 2010-11	Actual 2011-12	CAO Recommended 2012-13	Adopted by the Board of Supervisors 2012-13
1	2	3	4	5
TAXES	$ 74,210	$ 73,691	$ 69,960	$ 69,960
FINES AND FORFEITURES	776	630		
USE OF MONEY/PROPERTY	1,525	1,262	5,797	5,797
CHARGES FOR SERVICES	(1,192)	(1,199)		
OTHER FINANCING SOURCES	2,000	1,660	1,620	1,620
TOTAL REVENUE	**$ 77,319**	**$ 76,044**	**$ 77,377**	**$ 77,377**
APPROPRIATION FR CONTINGENCIES	$	$	$ 4,160	$ 4,160
SERVICES & SUPPLIES	62,269	45,986	52,500	52,500
OTHER CHARGES	200	23,149	24,340	24,340
TOTAL EXPENDITURES/APPROPRIATIONS	**$ 62,469**	**$ 69,135**	**$ 81,000**	**$ 81,000**
NET COST	**$ 14,850**	**$ 6,909**	**$ (3,623)**	**$ (3,623)**

State Controller Schedules
County Budget Act
January 2010

COUNTY OF KERN
Special Districts and Other Agencies
Financing Sources and Uses by Budget Unit by Object
Fiscal Year 2012-13

Schedule 15

COUNTY SERVICE AREA #71 ZONE 6
SPECIAL DISTRICT

Fund 40894
Budget Unit 9322

Detail by Revenue Category and Expenditure Object	Actual 2010-11	Actual 2011-12	CAO Recommended 2012-13	Adopted by the Board of Supervisors 2012-13
1	2	3	4	5
TAXES	$ 820	$ 390	$ 152	$ 152
USE OF MONEY/PROPERTY	46	36	162	162
CHARGES FOR SERVICES	(6)	(6)		
OTHER FINANCING SOURCES	20	18	19	19
TOTAL REVENUE	**$ 880**	**$ 438**	**$ 333**	**$ 333**
APPROPRIATION FR CONTINGENCIES	$	$	$ 95	$ 95
SERVICES & SUPPLIES	695	524	600	600
OTHER CHARGES	3	190	265	265
TOTAL EXPENDITURES/APPROPRIATIONS	**$ 698**	**$ 714**	**$ 960**	**$ 960**
NET COST	**$ 182**	**$ (276)**	**$ (627)**	**$ (627)**

State Controller Schedules
County Budget Act
January 2010

COUNTY OF KERN
Special Districts and Other Agencies
Financing Sources and Uses by Budget Unit by Object
Fiscal Year 2012-13

Schedule 15

COUNTY SERVICE AREA #71 ZONE 7
SPECIAL DISTRICT

Fund 40895
Budget Unit 9323

Detail by Revenue Category and Expenditure Object	Actual 2010-11	Actual 2011-12	CAO Recommended 2012-13	Adopted by the Board of Supervisors 2012-13
1	2	3	4	5
TAXES	$ 174,624	$ 172,355	$ 166,659	$ 166,659
FINES AND FORFEITURES	2,966	2,633		
USE OF MONEY/PROPERTY	7,861	6,580	24,263	24,263
CHARGES FOR SERVICES	(621)	(632)		
TOTAL REVENUE	**$ 184,830**	**$ 180,936**	**$ 190,922**	**$ 190,922**
APPROPRIATION FR CONTINGENCIES	$	$	$ 35,500	$ 35,500
SERVICES & SUPPLIES	118,219	72,288	241,900	241,900
OTHER CHARGES	444	39,927	85,600	85,600
TOTAL EXPENDITURES/APPROPRIATIONS	**$ 118,663**	**$ 112,215**	**$ 363,000**	**$ 363,000**
NET COST	**$ 66,167**	**$ 68,721**	**$ (172,078)**	**$ (172,078)**

State Controller Schedules
County Budget Act
January 2010

COUNTY OF KERN
Special Districts and Other Agencies
Financing Sources and Uses by Budget Unit by Object
Fiscal Year 2012-13

Schedule 15

COUNTY SERVICE AREA #71 ZONE 8
SPECIAL DISTRICT

Fund 40896
Budget Unit 9324

Detail by Revenue Category and Expenditure Object	Actual 2010-11	Actual 2011-12	CAO Recommended 2012-13	Adopted by the Board of Supervisors 2012-13
1	2	3	4	5
TAXES	$ 276,267	$ 258,697	$ 255,270	$ 255,270
FINES AND FORFEITURES	3,589	3,679		
USE OF MONEY/PROPERTY	7,511	5,671	24,289	24,289
CHARGES FOR SERVICES	(451)	(437)		
MISCELLANEOUS	3,180			
TOTAL REVENUE	**$ 290,096**	**$ 267,610**	**$ 279,559**	**$ 279,559**
APPROPRIATION FR CONTINGENCIES	$	$	$ 30,067	$ 30,067
SERVICES & SUPPLIES	282,939	217,314	257,523	257,523
OTHER CHARGES	666	81,857	96,600	96,600
TOTAL EXPENDITURES/APPROPRIATIONS	**$ 283,605**	**$ 299,171**	**$ 384,190**	**$ 384,190**
NET COST	**$ 6,491**	**$ (31,561)**	**$ (104,631)**	**$ (104,631)**

State Controller Schedules
County Budget Act
January 2010

COUNTY OF KERN
Special Districts and Other Agencies
Financing Sources and Uses by Budget Unit by Object
Fiscal Year 2012-13

Schedule 15

COUNTY SERVICE AREA #71 ZONE 9
SPECIAL DISTRICT

Fund 40901
Budget Unit 9328

Detail by Revenue Category and Expenditure Object	Actual 2010-11	Actual 2011-12	CAO Recommended 2012-13	Adopted by the Board of Supervisors 2012-13
1	2	3	4	5
TAXES	$ 4,705	$ 2,325	$ 1,069	$ 1,069
FINES AND FORFEITURES	37	7		
USE OF MONEY/PROPERTY	726	522	2,316	2,316
CHARGES FOR SERVICES	(15)	(15)		
TOTAL REVENUE	**$ 5,453**	**$ 2,839**	**$ 3,385**	**$ 3,385**
SERVICES & SUPPLIES	$ 8,410	$ 7,139	$ 7,540	$ 7,540
OTHER CHARGES	50	2,057	2,460	2,460
TOTAL EXPENDITURES/APPROPRIATIONS	**$ 8,460**	**$ 9,196**	**$ 10,000**	**$ 10,000**
NET COST	**$ (3,007)**	**$ (6,357)**	**$ (6,615)**	**$ (6,615)**

State Controller Schedules
County Budget Act
January 2010

COUNTY OF KERN
Special Districts and Other Agencies
Financing Sources and Uses by Budget Unit by Object
Fiscal Year 2012-13

Schedule 15

COUNTY SERVICE AREA #81
SPECIAL DISTRICT

Fund 40904
Budget Unit 9331

Detail by Revenue Category and Expenditure Object	Actual 2010-11	Actual 2011-12	CAO Recommended 2012-13	Adopted by the Board of Supervisors 2012-13
1	2	3	4	5
TAXES	$ 3,071	$ 68	$	$
FINES AND FORFEITURES	22	18		
USE OF MONEY/PROPERTY	287	224	1,024	1,024
CHARGES FOR SERVICES	(15)			
OTHER FINANCING SOURCES	120	68	64	64
TOTAL REVENUE	**$ 3,485**	**$ 378**	**$ 1,088**	**$ 1,088**
APPROPRIATION FR CONTINGENCIES	$	$	$ 350	$ 350
SERVICES & SUPPLIES	2,216	1,740	2,003	2,003
OTHER CHARGES	11	524	847	847
TOTAL EXPENDITURES/APPROPRIATIONS	**$ 2,227**	**$ 2,264**	**$ 3,200**	**$ 3,200**
NET COST	**$ 1,258**	**$ (1,886)**	**$ (2,112)**	**$ (2,112)**

State Controller Schedules
County Budget Act
January 2010

COUNTY OF KERN
Special Districts and Other Agencies
Financing Sources and Uses by Budget Unit by Object
Fiscal Year 2012-13

Schedule 15

COUNTY SERVICE AREA #85
SPECIAL DISTRICT

Fund 40906
Budget Unit 9333

Detail by Revenue Category and Expenditure Object	Actual 2010-11	Actual 2011-12	CAO Recommended 2012-13	Adopted by the Board of Supervisors 2012-13
1	2	3	4	5
TAXES	$ 13,700	$ 475	$	$
FINES AND FORFEITURES	295	189		
USE OF MONEY/PROPERTY	1,180	875	3,577	3,577
CHARGES FOR SERVICES	(127)			
TOTAL REVENUE	**$ 15,048**	**$ 1,539**	**$ 3,577**	**$ 3,577**
APPROPRIATION FR CONTINGENCIES	$	$	$ 1,250	$ 1,250
SERVICES & SUPPLIES	15,042	10,002	15,010	15,010
OTHER CHARGES	53	2,582	4,740	4,740
TOTAL EXPENDITURES/APPROPRIATIONS	**$ 15,095**	**$ 12,584**	**$ 21,000**	**$ 21,000**
NET COST	**$ (47)**	**$ (11,045)**	**$ (17,423)**	**$ (17,423)**

State Controller Schedules
County Budget Act
January 2010

COUNTY OF KERN
Special Districts and Other Agencies
Financing Sources and Uses by Budget Unit by Object
Fiscal Year 2012-13

Schedule 15

COUNTY SERVICE AREA #87
SPECIAL DISTRICT

Fund 40911
Budget Unit 9337

Detail by Revenue Category and Expenditure Object	Actual 2010-11	Actual 2011-12	CAO Recommended 2012-13	Adopted by the Board of Supervisors 2012-13
1	2	3	4	5
TAXES	$ 1,976	$ 3,041	$ 3,164	$ 3,164
USE OF MONEY/PROPERTY	188	87	332	332
CHARGES FOR SERVICES	(18)	(25)		
TOTAL REVENUE	**$ 2,146**	**$ 3,103**	**$ 3,496**	**$ 3,496**
SERVICES & SUPPLIES	$ 12,840	$ 1,269	$ 4,550	$ 4,550
OTHER CHARGES	17	864	1,450	1,450
TOTAL EXPENDITURES/APPROPRIATIONS	**$ 12,857**	**$ 2,133**	**$ 6,000**	**$ 6,000**
NET COST	**$ (10,711)**	**$ 970**	**$ (2,504)**	**$ (2,504)**

State Controller Schedules
County Budget Act
January 2010

COUNTY OF KERN
Special Districts and Other Agencies
Financing Sources and Uses by Budget Unit by Object
Fiscal Year 2012-13

Schedule 15

COUNTY SERVICE AREA #87.2
SPECIAL DISTRICT

Fund 40910
Budget Unit 9338

Detail by Revenue Category and Expenditure Object	Actual 2010-11	Actual 2011-12	CAO Recommended 2012-13	Adopted by the Board of Supervisors 2012-13
1	2	3	4	5
TAXES	$	$ 3,248	$ 3,078	$ 3,078
USE OF MONEY/PROPERTY		5	7	7
CHARGES FOR SERVICES		(7)		
TOTAL REVENUE	**$**	**$ 3,246**	**$ 3,085**	**$ 3,085**
APPROPRIATION FR CONTINGENCIES	$	$	$ 240	$ 240
SERVICES & SUPPLIES		171	2,020	2,020
OTHER CHARGES		730	640	640
TOTAL EXPENDITURES/APPROPRIATIONS	**$**	**$ 901**	**$ 2,900**	**$ 2,900**
NET COST	**$**	**$ 2,345**	**$ 185**	**$ 185**

State Controller Schedules
County Budget Act
January 2010

COUNTY OF KERN
Special Districts and Other Agencies
Financing Sources and Uses by Budget Unit by Object
Fiscal Year 2012-13

Schedule 15

COUNTY SERVICE AREA #89
SPECIAL DISTRICT

Fund 40913
Budget Unit 9339

Detail by Revenue Category and Expenditure Object	Actual 2010-11	Actual 2011-12	CAO Recommended 2012-13	Adopted by the Board of Supervisors 2012-13
1	2	3	4	5
TAXES	$ 3,331	$ 3,216	$ 3,509	$ 3,509
USE OF MONEY/PROPERTY	118	105	416	416
CHARGES FOR SERVICES	(4)	(4)		
OTHER FINANCING SOURCES	43	28	33	33
TOTAL REVENUE	**$ 3,488**	**$ 3,345**	**$ 3,958**	**$ 3,958**
APPROPRIATION FR CONTINGENCIES	$	$	$ 475	$ 475
SERVICES & SUPPLIES	1,491	10,390	4,405	4,405
OTHER CHARGES	16	2,886	1,520	1,520
TOTAL EXPENDITURES/APPROPRIATIONS	**$ 1,507**	**$ 13,276**	**$ 6,400**	**$ 6,400**
NET COST	**$ 1,981**	**$ (9,931)**	**$ (2,442)**	**$ (2,442)**

State Controller Schedules
County Budget Act
January 2010

COUNTY OF KERN
Special Districts and Other Agencies
Financing Sources and Uses by Budget Unit by Object
Fiscal Year 2012-13

Schedule 15

COUNTY SERVICE AREA #91
SPECIAL DISTRICT

Fund 40914
Budget Unit 9340

Detail by Revenue Category and Expenditure Object	Actual 2010-11	Actual 2011-12	CAO Recommended 2012-13	Adopted by the Board of Supervisors 2012-13
1	2	3	4	5
TAXES	$ 443	$	$	$
FINES AND FORFEITURES	40			
USE OF MONEY/PROPERTY	110	81	294	294
CHARGES FOR SERVICES	(10)			
OTHER FINANCING SOURCES	28	25	56	56
TOTAL REVENUE	**$ 611**	**$ 106**	**$ 350**	**$ 350**
SERVICES & SUPPLIES	$ 770	$ 621	$ 853	$ 853
OTHER CHARGES	4	1,621	1,947	1,947
TOTAL EXPENDITURES/APPROPRIATIONS	**$ 774**	**$ 2,242**	**$ 2,800**	**$ 2,800**
NET COST	**$ (163)**	**$ (2,136)**	**$ (2,450)**	**$ (2,450)**

State Controller Schedules
County Budget Act
January 2010

COUNTY OF KERN
Special Districts and Other Agencies
Financing Sources and Uses by Budget Unit by Object
Fiscal Year 2012-13

Schedule 15

COUNTY SERVICE AREA #92
SPECIAL DISTRICT

Fund 40915
Budget Unit 9341

Detail by Revenue Category and Expenditure Object	Actual 2010-11	Actual 2011-12	CAO Recommended 2012-13	Adopted by the Board of Supervisors 2012-13
1	2	3	4	5
TAXES	$ 1,316	$ 2,647	$ 2,583	$ 2,583
FINES AND FORFEITURES	30	32		
USE OF MONEY/PROPERTY	213	137	325	325
CHARGES FOR SERVICES	(8)	(8)		
MISCELLANEOUS	426	864		
OTHER FINANCING SOURCES	90	106	150	150
TOTAL REVENUE	**$ 2,067**	**$ 3,778**	**$ 3,058**	**$ 3,058**
SERVICES & SUPPLIES	$ 4,928	$ 2,606	$ 5,906	$ 5,906
OTHER CHARGES	11	1,096	1,594	1,594
TOTAL EXPENDITURES/APPROPRIATIONS	**$ 4,939**	**$ 3,702**	**$ 7,500**	**$ 7,500**
NET COST	**$ (2,872)**	**$ 76**	**$ (4,442)**	**$ (4,442)**

State Controller Schedules
County Budget Act
January 2010

COUNTY OF KERN
Special Districts and Other Agencies
Financing Sources and Uses by Budget Unit by Object
Fiscal Year 2012-13

Schedule 15

COUNTY SERVICE AREA #92 ZONE 1
SPECIAL DISTRICT

Fund 40916
Budget Unit 9342

Detail by Revenue Category and Expenditure Object	Actual 2010-11	Actual 2011-12	CAO Recommended 2012-13	Adopted by the Board of Supervisors 2012-13
1	2	3	4	5
TAXES	$ 12,913	$ 3,673	$ 2,699	$ 2,699
FINES AND FORFEITURES	154	217		
USE OF MONEY/PROPERTY	401	333	1,172	1,172
CHARGES FOR SERVICES	(8)	(8)		
MISCELLANEOUS	4,515	903		
TOTAL REVENUE	**$ 17,975**	**$ 5,118**	**$ 3,871**	**$ 3,871**
APPROPRIATION FR CONTINGENCIES	$	$	$ 946	$ 946
SERVICES & SUPPLIES	12,373	8,867	11,014	11,014
OTHER CHARGES	32	1,996	3,040	3,040
TOTAL EXPENDITURES/APPROPRIATIONS	**$ 12,405**	**$ 10,863**	**$ 15,000**	**$ 15,000**
NET COST	**$ 5,570**	**$ (5,745)**	**$ (11,129)**	**$ (11,129)**

State Controller Schedules
County Budget Act
January 2010

COUNTY OF KERN
Special Districts and Other Agencies
Financing Sources and Uses by Budget Unit by Object
Fiscal Year 2012-13

Schedule 15

COUNTY SERVICE AREA #92 ZONE 2
SPECIAL DISTRICT

Fund 40917
Budget Unit 9343

Detail by Revenue Category and Expenditure Object	Actual 2010-11	Actual 2011-12	CAO Recommended 2012-13	Adopted by the Board of Supervisors 2012-13
1	2	3	4	5
TAXES	$ 743	$ 816	$ 964	$ 964
FINES AND FORFEITURES	9	13		
USE OF MONEY/PROPERTY	78	70	238	238
CHARGES FOR SERVICES	(8)	(8)		
MISCELLANEOUS	258	258		
TOTAL REVENUE	**$ 1,080**	**$ 1,149**	**$ 1,202**	**$ 1,202**
SERVICES & SUPPLIES	$ 5	$	$ 2,800	$ 2,800
OTHER CHARGES	3	55	900	900
TOTAL EXPENDITURES/APPROPRIATIONS	**$ 8**	**$ 55**	**$ 3,700**	**$ 3,700**
NET COST	**$ 1,072**	**$ 1,094**	**$ (2,498)**	**$ (2,498)**

State Controller Schedules
County Budget Act
January 2010

COUNTY OF KERN
Special Districts and Other Agencies
Financing Sources and Uses by Budget Unit by Object
Fiscal Year 2012-13

Schedule 15

COUNTY SERVICE AREA 71 ZONE 10
SPECIAL DISTRICT

Fund 40908
Budget Unit 9344

Detail by Revenue Category and Expenditure Object	Actual 2010-11	Actual 2011-12	CAO Recommended 2012-13	Adopted by the Board of Supervisors 2012-13
1	2	3	4	5
TAXES	$ 83,873	$ 1,081	$	$
FINES AND FORFEITURES	644	211		
USE OF MONEY/PROPERTY	3,572	2,925	12,480	12,480
CHARGES FOR SERVICES	(186)			
TOTAL REVENUE	**$ 87,903**	**$ 4,217**	**$ 12,480**	**$ 12,480**
APPROPRIATION FR CONTINGENCIES	$	$	$ 6,030	$ 6,030
SERVICES & SUPPLIES	45,092	35,398	97,870	97,870
OTHER CHARGES	133	16,212	19,100	19,100
TOTAL EXPENDITURES/APPROPRIATIONS	**$ 45,225**	**$ 51,610**	**$ 123,000**	**$ 123,000**
NET COST	**$ 42,678**	**$ (47,393)**	**$ (110,520)**	**$ (110,520)**

State Controller Schedules
County Budget Act
January 2010

COUNTY OF KERN
Special Districts and Other Agencies
Financing Sources and Uses by Budget Unit by Object
Fiscal Year 2012-13

Schedule 15

COUNTY SERVICE AREA #95-CONSTR
SPECIAL DISTRICT

Fund 40918
Budget Unit 9345

Detail by Revenue Category and Expenditure Object	Actual 2010-11	Actual 2011-12	CAO Recommended 2012-13	Adopted by the Board of Supervisors 2012-13
1	2	3	4	5
TAXES	$ 5,573	$ 1,769	$ 8,497	$ 8,497
FINES AND FORFEITURES	2,278			
USE OF MONEY/PROPERTY	309	343	1,410	1,410
INTERGOVERNMENTAL	6,299	6,299		
CHARGES FOR SERVICES	(2)	(2)		
TOTAL REVENUE	**$ 14,457**	**$ 8,409**	**$ 9,907**	**$ 9,907**
SERVICES & SUPPLIES	$ 177	$ 3,438	$ 15,000	$ 15,000
OTHER CHARGES	22	1,339	4,500	4,500
TOTAL EXPENDITURES/APPROPRIATIONS	**$ 199**	**$ 4,777**	**$ 19,500**	**$ 19,500**
NET COST	**$ 14,258**	**$ 3,632**	**$ (9,593)**	**$ (9,593)**

State Controller Schedules
County Budget Act
January 2010

COUNTY OF KERN
Special Districts and Other Agencies
Financing Sources and Uses by Budget Unit by Object
Fiscal Year 2012-13

Schedule 15

CSA #94
SPECIAL DISTRICT

Fund 40920
Budget Unit 9347

Detail by Revenue Category and Expenditure Object	Actual 2010-11	Actual 2011-12	CAO Recommended 2012-13	Adopted by the Board of Supervisors 2012-13
1	2	3	4	5
TAXES	$ 434	$ 439	$ 409	$ 409
FINES AND FORFEITURES		1		
USE OF MONEY/PROPERTY	17	17	49	49
CHARGES FOR SERVICES	(9)	(9)		
TOTAL REVENUE	**$ 442**	**$ 448**	**$ 458**	**$ 458**
SERVICES & SUPPLIES	$ 1	$	$	
OTHER CHARGES	1	50	1,000	1,000
TOTAL EXPENDITURES/APPROPRIATIONS	**$ 2**	**$ 50**	**$ 1,000**	**$ 1,000**
NET COST	**$ 440**	**$ 398**	**$ (542)**	**$ (542)**

State Controller Schedules
County Budget Act
January 2010

COUNTY OF KERN
Special Districts and Other Agencies
Financing Sources and Uses by Budget Unit by Object
Fiscal Year 2012-13

Schedule 15

CSA #94 ZONE 1
SPECIAL DISTRICT

Fund 40921
Budget Unit 9348

Detail by Revenue Category and Expenditure Object	Actual 2010-11	Actual 2011-12	CAO Recommended 2012-13	Adopted by the Board of Supervisors 2012-13
1	2	3	4	5
USE OF MONEY/PROPERTY	$ 98	$ 75	$ 246	$ 246
TOTAL REVENUE	**$ 98**	**$ 75**	**$ 246**	**$ 246**
SERVICES & SUPPLIES	$ 9	$	$ 2,500	$ 2,501
OTHER CHARGES	7	56	800	800
TOTAL EXPENDITURES/APPROPRIATIONS	**$ 16**	**$ 56**	**$ 3,300**	**$ 3,301**
NET COST	**$ 82**	**$ 19**	**$ (3,054)**	**$ (3,055)**

State Controller Schedules
County Budget Act
January 2010

COUNTY OF KERN
Special Districts and Other Agencies
Financing Sources and Uses by Budget Unit by Object
Fiscal Year 2012-13

Schedule 15

COUNTY SERVICE AREA #97 ZONE 1
SPECIAL DISTRICT

Fund 40922
Budget Unit 9349

Detail by Revenue Category and Expenditure Object	Actual 2010-11	Actual 2011-12	CAO Recommended 2012-13	Adopted by the Board of Supervisors 2012-13
1	2	3	4	5
TAXES	$ 2,525	$ 2,525	$	$
USE OF MONEY/PROPERTY	7	29	105	105
CHARGES FOR SERVICES	(6)	(6)		
OTHER FINANCING SOURCES	47	48	48	48
TOTAL REVENUE	**$ 2,573**	**$ 2,596**	**$ 153**	**$ 153**
APPROPRIATION FR CONTINGENCIES	$	$	$ 210	$ 210
SERVICES & SUPPLIES	1		1,825	1,825
OTHER CHARGES	3	27	365	365
TOTAL EXPENDITURES/APPROPRIATIONS	**$ 4**	**$ 27**	**$ 2,400**	**$ 2,400**
NET COST	**$ 2,569**	**$ 2,569**	**$ (2,247)**	**$ (2,247)**

State Controller Schedules
County Budget Act
January 2010

COUNTY OF KERN
Special Districts and Other Agencies
Financing Sources and Uses by Budget Unit by Object
Fiscal Year 2012-13

Schedule 15

COUNTY SERVICE AREA #97 ZONE 2
SPECIAL DISTRICT

Fund 40923
Budget Unit 9350

Detail by Revenue Category and Expenditure Object	Actual 2010-11	Actual 2011-12	CAO Recommended 2012-13	Adopted by the Board of Supervisors 2012-13
1	2	3	4	5
TAXES	$ 5,293	$ 5,293	$ 5,024	$ 5,024
USE OF MONEY/PROPERTY	124	143	565	565
CHARGES FOR SERVICES	(6)	(6)		
TOTAL REVENUE	**$ 5,411**	**$ 5,430**	**$ 5,589**	**$ 5,589**
SERVICES & SUPPLIES	$ 8	$	$ 8,000	$ 8,000
OTHER CHARGES	7	53	2,400	2,400
TOTAL EXPENDITURES/APPROPRIATIONS	**$ 15**	**$ 53**	**$ 10,400**	**$ 10,400**
NET COST	**$ 5,396**	**$ 5,377**	**$ (4,811)**	**$ (4,811)**

State Controller Schedules
County Budget Act
January 2010

COUNTY OF KERN
Special Districts and Other Agencies
Financing Sources and Uses by Budget Unit by Object
Fiscal Year 2012-13

Schedule 15

COUNTY SERVICE AREA #97
SPECIAL DISTRICT

Fund 40925
Budget Unit 9352

Detail by Revenue Category and Expenditure Object	Actual 2010-11	Actual 2011-12	CAO Recommended 2012-13	Adopted by the Board of Supervisors 2012-13
1	2	3	4	5
TAXES	$ 3,505	$ 3,505	$	$
USE OF MONEY/PROPERTY	84	95	473	473
CHARGES FOR SERVICES	(6)	(6)		
OTHER FINANCING SOURCES	50	50	50	50
TOTAL REVENUE	**$ 3,633**	**$ 3,644**	**$ 523**	**$ 523**
APPROPRIATION FR CONTINGENCIES	$	$	$ 450	$ 450
SERVICES & SUPPLIES	7		1,525	1,525
OTHER CHARGES	6	46	525	525
TOTAL EXPENDITURES/APPROPRIATIONS	**$ 13**	**$ 46**	**$ 2,500**	**$ 2,500**
NET COST	**$ 3,620**	**$ 3,598**	**$ (1,977)**	**$ (1,977)**

State Controller Schedules
County Budget Act
January 2010

COUNTY OF KERN
Special Districts and Other Agencies
Financing Sources and Uses by Budget Unit by Object
Fiscal Year 2012-13

Schedule 15

COUNTY SERVICE AREA #36 ZONE 1
SPECIAL DISTRICT

Fund 40711
Budget Unit 9364

Detail by Revenue Category and Expenditure Object	Actual 2010-11	Actual 2011-12	CAO Recommended 2012-13	Adopted by the Board of Supervisors 2012-13
1	2	3	4	5
TAXES	$	$	$	$ 2,406
TOTAL REVENUE	**$**	**$**	**$**	**$ 2,406**
TOTAL EXPENDITURES/APPROPRIATIONS	**$**	**$**	**$**	**$**
NET COST	**$**	**$**	**$**	**$ 2,406**

State Controller Schedules
County Budget Act
January 2010

COUNTY OF KERN
Special Districts and Other Agencies
Financing Sources and Uses by Budget Unit by Object
Fiscal Year 2012-13

Schedule 15

COUNTY SERVICE AREA #36 ZONE 2
SPECIAL DISTRICT

Fund 40712
Budget Unit 9365

Detail by Revenue Category and Expenditure Object	Actual 2010-11	Actual 2011-12	CAO Recommended 2012-13	Adopted by the Board of Supervisors 2012-13
1	2	3	4	5
TAXES	$	$	$	$ 1,214
TOTAL REVENUE	**$**	**$**	**$**	**$ 1,214**
TOTAL EXPENDITURES/APPROPRIATIONS	**$**	**$**	**$**	**$**
NET COST	**$**	**$**	**$**	**$ 1,214**

State Controller Schedules
County Budget Act
January 2010

COUNTY OF KERN
Special Districts and Other Agencies
Financing Sources and Uses by Budget Unit by Object
Fiscal Year 2012-13

Schedule 15

COUNTY SERVICE AREA #36 ZONE 3
SPECIAL DISTRICT

Fund 40713
Budget Unit 9366

Detail by Revenue Category and Expenditure Object	Actual 2010-11	Actual 2011-12	CAO Recommended 2012-13	Adopted by the Board of Supervisors 2012-13
1	2	3	4	5
TAXES	$	$	$	$ 3,551
TOTAL REVENUE	**$**	**$**	**$**	**$ 3,551**
TOTAL EXPENDITURES/APPROPRIATIONS	**$**	**$**	**$**	**$**
NET COST	**$**	**$**	**$**	**$ 3,551**

State Controller Schedules
County Budget Act
January 2010

COUNTY OF KERN
Special Districts and Other Agencies
Financing Sources and Uses by Budget Unit by Object
Fiscal Year 2012-13

Schedule 15

KERN SANITATION AUTHORITY
SPECIAL DISTRICT - ENTERPRISE

Fund 40332
Budget Unit 9144

Detail by Revenue Category and Expenditure Object	Actual 2010-11	Actual 2011-12	CAO Recommended 2012-13	Adopted by the Board of Supervisors 2012-13
1	2	3	4	5
TAXES	$ 2,442,483	$ 2,440,788	$ 2,483,020	$ 2,483,020
LICENSES AND PERMITS		139		
FINES AND FORFEITURES	47,682	49,776	48,280	48,280
USE OF MONEY/PROPERTY	124,522	123,842	133,770	133,770
CHARGES FOR SERVICES	798,192	723,063	848,660	848,660
MISCELLANEOUS	10,696	424	36,190	36,190
NON-REVENUE RECEIPTS	312,482	312,084	380,000	380,000
TOTAL REVENUE	**$ 3,736,057**	**$ 3,650,116**	**$ 3,929,920**	**$ 3,929,920**
SALARIES & EMPLOYEE BENEFITS	$ 1,673,111	$ 1,541,399	$ 1,823,360	$ 1,823,360
SERVICES & SUPPLIES	1,095,144	1,178,765	2,178,411	2,178,411
OTHER CHARGES	360,371	356,443	403,700	403,700
CAPITAL ASSETS		87,909	372,500	372,500
TOTAL EXPENDITURES/APPROPRIATIONS	**$ 3,128,626**	**$ 3,164,516**	**$ 4,777,971**	**$ 4,777,971**
NET COST	**$ 607,431**	**$ 485,600**	**$ (848,051)**	**$ (848,051)**

State Controller Schedules
County Budget Act
January 2010

COUNTY OF KERN
Special Districts and Other Agencies
Financing Sources and Uses by Budget Unit by Object
Fiscal Year 2012-13

Schedule 15

FORD CITY-TAFT HTS SANIT M&O
SPECIAL DISTRICT - ENTERPRISE

Fund 40313
Budget Unit 9146

Detail by Revenue Category and Expenditure Object	Actual 2010-11	Actual 2011-12	CAO Recommended 2012-13	Adopted by the Board of Supervisors 2012-13
1	2	3	4	5
TAXES	$ 561,342	$ 557,258	$ 578,513	$ 578,513
FINES AND FORFEITURES	12,381	10,021	13,517	13,517
USE OF MONEY/PROPERTY	7,967	10,308	11,750	11,750
CHARGES FOR SERVICES	20,166	19,848	20,380	20,380
MISCELLANEOUS	15,700	15,689	16,700	16,700
NON-REVENUE RECEIPTS	53,855	52,665	60,000	60,000
TOTAL REVENUE	**$ 671,411**	**$ 665,789**	**$ 700,860**	**$ 700,860**
SERVICES & SUPPLIES	$ 498,902	$ 493,554	$ 814,820	$ 814,820
OTHER CHARGES	55,961	61,957	65,800	65,800
TOTAL EXPENDITURES/APPROPRIATIONS	**$ 554,863**	**$ 555,511**	**$ 880,620**	**$ 880,620**
NET COST	**$ 116,548**	**$ 110,278**	**$ (179,760)**	**$ (179,760)**

State Controller Schedules
County Budget Act
January 2010

COUNTY OF KERN
Special Districts and Other Agencies
Financing Sources and Uses by Budget Unit by Object
Fiscal Year 2012-13

Schedule 15

IHSS PUBLIC AUTHORITY
SPECIAL DISTRICT

Fund 40491
Budget Unit 9147

Detail by Revenue Category and Expenditure Object	Actual 2010-11	Actual 2011-12	CAO Recommended 2012-13	Adopted by the Board of Supervisors 2012-13
1	2	3	4	5
USE OF MONEY/PROPERTY	$ 2,126	$ 2,442	$ 998	$ 998
INTERGOVERNMENTAL	2,420,014	2,044,775	2,117,460	2,117,460
MISCELLANEOUS			117,650	117,650
OTHER FINANCING SOURCES	6,094,888	7,663,618	7,743,169	7,743,169
TOTAL REVENUE	**$ 8,517,028**	**$ 9,710,835**	**$ 9,979,277**	**$ 9,979,277**
SERVICES & SUPPLIES	$ 332,920	$ 39,970	$ 42,670	$ 42,670
OTHER CHARGES	8,184,107	9,855,816	9,751,657	9,751,657
TOTAL EXPENDITURES/APPROPRIATIONS	**$ 8,517,027**	**$ 9,895,786**	**$ 9,794,327**	**$ 9,794,327**
NET COST	**$ 1**	**$ (184,951)**	**$ 184,950**	**$ 184,950**