COUNTY OF KERN

ADOPTED BUDGET

2011-2012

Published by Order of
Board of Supervisors
County of Kern

Compiled by the Office of
Ann K. Barnett
Auditor-Controller-County Clerk

PREFACE

In accordance with the provisions of Sections 29000 to 29143, inclusive, of the Government Code, the Board of Supervisors herewith presents to the tax payers of Kern County the

COUNTY BUDGET

For the fiscal year beginning July 1, 2011 and ending June 30, 2012, adopted by a resolution of this Board on August 16, 2011.

This Budget is in accordance with statutory provisions and shows the amounts that have been approved for Salaries and Employee Benefits, Services and Supplies, and Fixed Assets for the various departments of the County Government; for the requirements of the Special Districts within the County whose affairs and funds are under the supervision and control of the County Board of Supervisors.

Also included are statements exhibiting estimates of the revenues other than taxes that are expected to accrue during the fiscal period and the source thereof, and other available funds that are to be applied in the financing of the Budget.

Published by Order of the
Board of Supervisors

John Nilon
County Administrative Officer

Compiled by
Ann K. Barnett
Auditor-Controller-County Clerk

Respectfully submitted,
BOARD OF SUPERVISORS OF KERN COUNTY

Jon McQuiston	Supervisor District 1
Zack Scrivner	Supervisor District 2
Mike Maggard	Supervisor District 3
Ray A. Watson	Supervisor District 4
Karen Goh	Supervisor District 5

FINANCING SOURCES

Governmental Funds

2011-2012 ADOPTED BUDGET

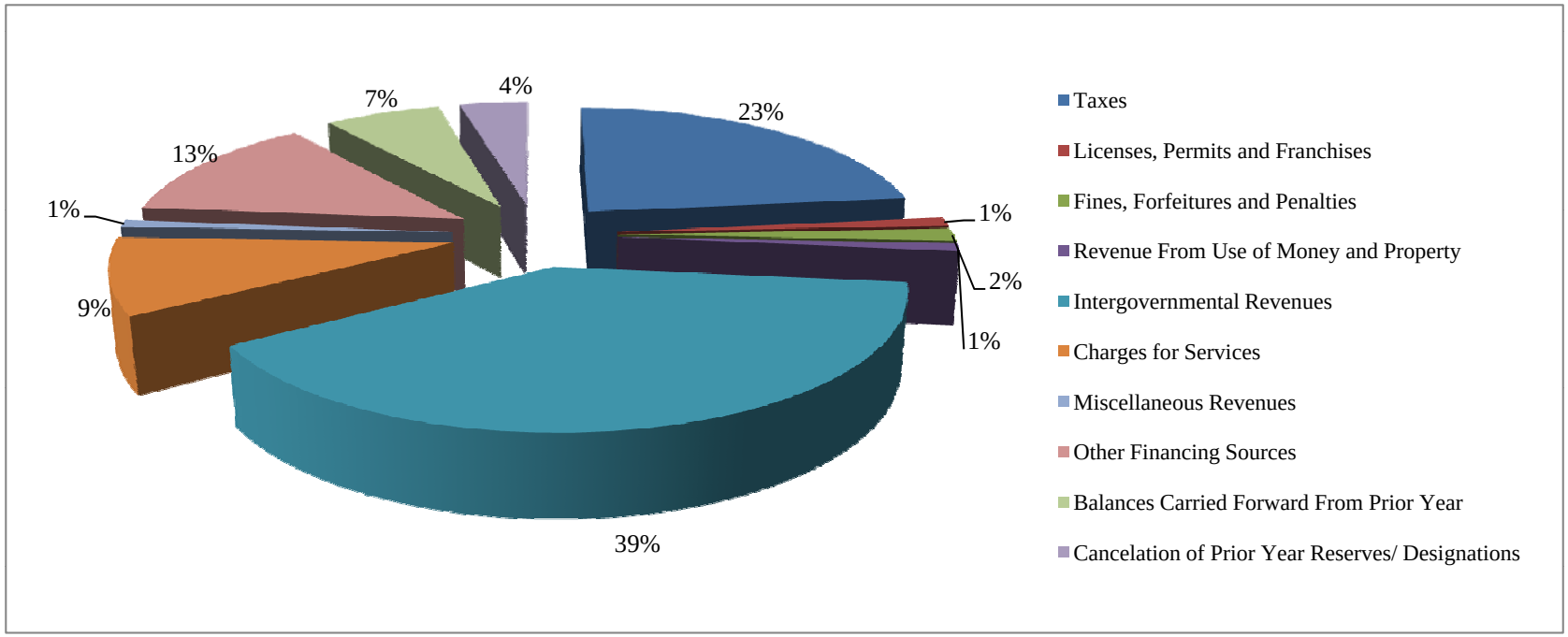

SUMMARIZATION BY SOURCE:		**Amount**	**Percent**
Taxes	$	380,108,206	23.16%
Licenses, Permits and Franchises		17,737,085	1.08%
Fines, Forfeitures and Penalties		25,518,113	1.55%
Revenue From Use of Money and Property		15,523,051	0.95%
Intergovernmental Revenues		648,931,837	39.53%
Charges for Services		154,185,192	9.39%
Miscellaneous Revenues		15,124,196	0.92%
Other Financing Sources		213,181,266	12.99%
Balances Carried Forward From Prior Year		107,961,667	6.58%
Cancelation of Prior Year Reserves/ Designations		63,173,181	3.85%
TOTAL FINANCING SOURCES:	$	1,641,443,794	100.00%

USE OF FUNDS

Governmental Funds

2011-2012 ADOPTED BUDGET

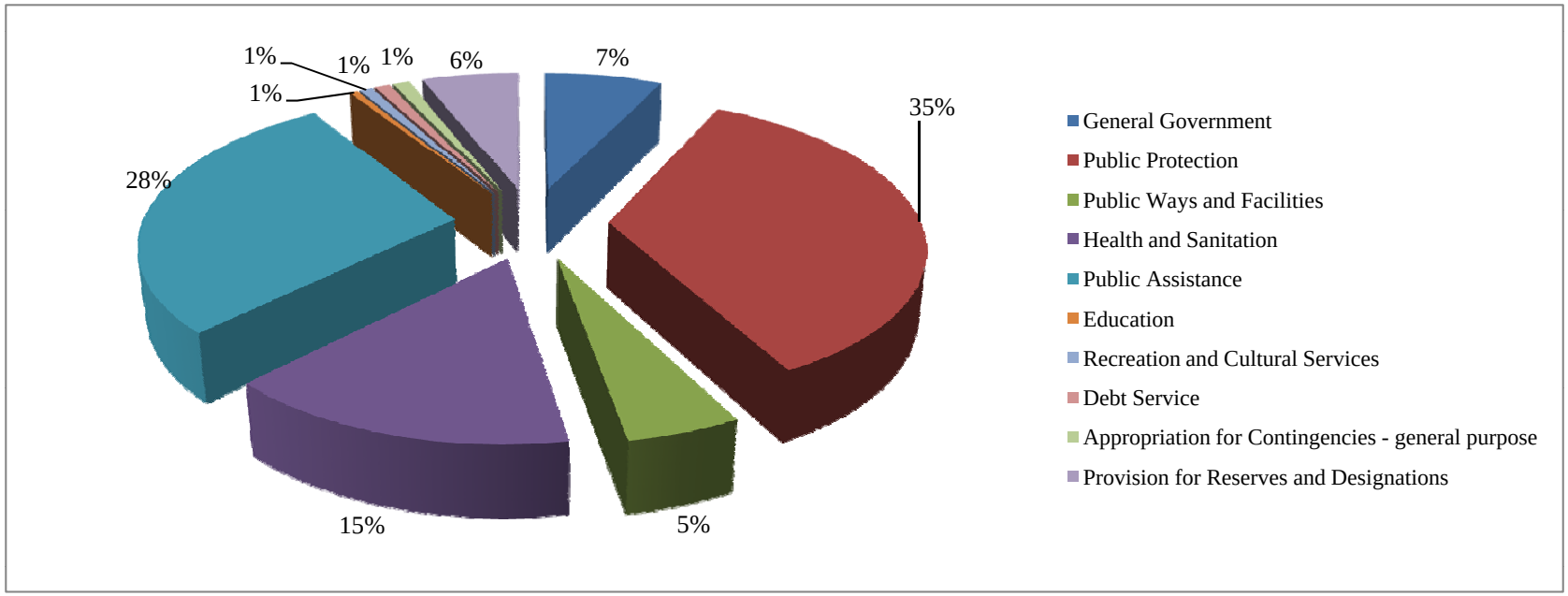

SUMMARIZATION BY FUNCTION:		**Amount**	**Percent**
General Government	$	117,453,309	7.16%
Public Protection		577,364,595	35.17%
Public Ways and Facilities		80,529,074	4.91%
Health and Sanitation		249,711,043	15.21%
Public Assistance		466,833,544	28.44%
Education		8,003,644	0.49%
Recreation and Cultural Services		12,800,560	0.78%
Debt Service		15,010,847	0.91%
Appropriation for Contingencies - general purpose		16,561,065	1.01%
Provision for Reserves and Designations		97,176,113	5.92%
TOTAL FINANCING REQUIREMENTS:	$	1,641,443,794	100.00%

FINANCING SOURCES

Internal Service Funds

2011-2012 ADOPTED BUDGET

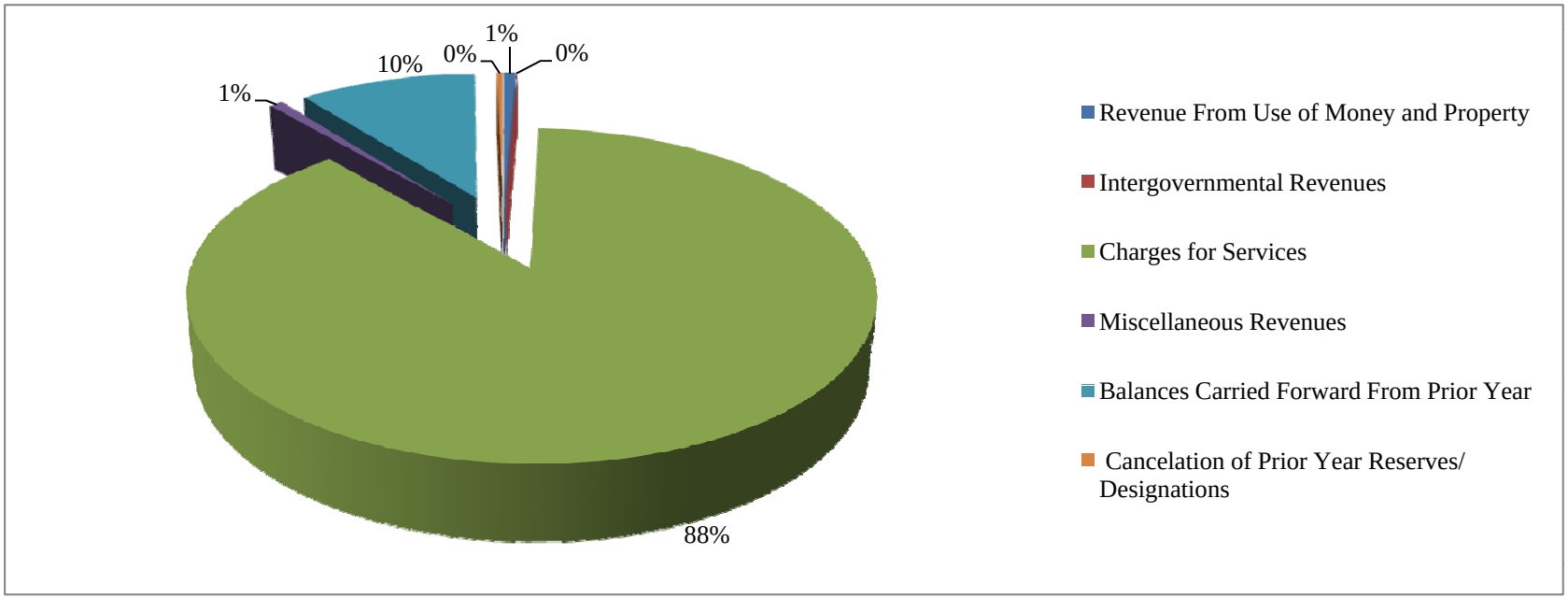

SUMMARIZATION BY SOURCE:		Amount	Percent
Revenue From Use of Money and Property	$	1,010,000	0.62%
Intergovernmental Revenues		30,000	0.02%
Charges for Services		142,389,584	88.02%
Miscellaneous Revenues		1,243,102	0.77%
Balances Carried Forward From Prior Year		16,599,907	10.26%
Cancelation of Prior Year Reserves/ Designations		496,507	0.31%
TOTAL FINANCING SOURCES:	$	161,769,100	100.00%

USE OF FUNDS

Internal Service Funds

2011-2012 ADOPTED BUDGET

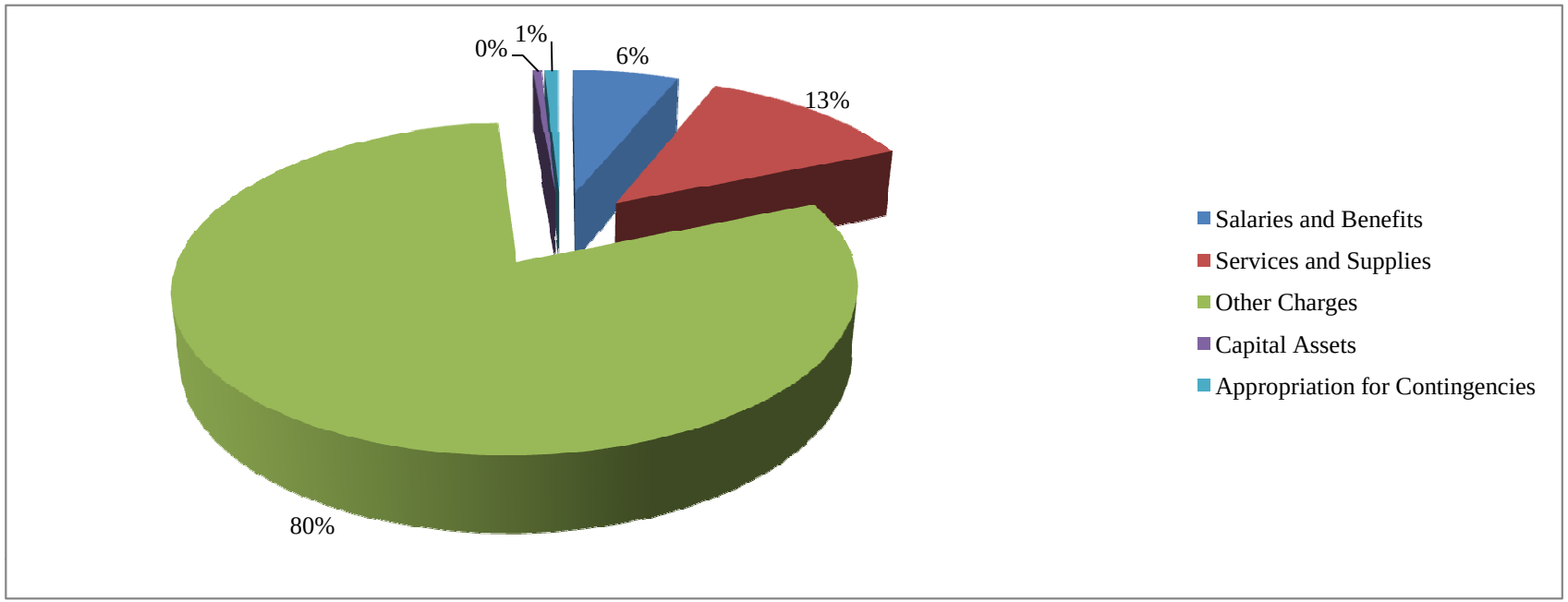

SUMMARIZATION BY OBJECT:		**Amount**	**Percent**
Salaries and Benefits	$	10,047,795	6.21%
Services and Supplies		20,328,103	12.57%
Other Charges		129,339,652	79.95%
Capital Assets		823,550	0.51%
Appropriation for Contingencies		1,230,000	0.76%
TOTAL FINANCING REQUIREMENTS:	$	161,769,100	100.00%

FINANCING SOURCES

Enterprise Funds

2011-2012 ADOPTED BUDGET

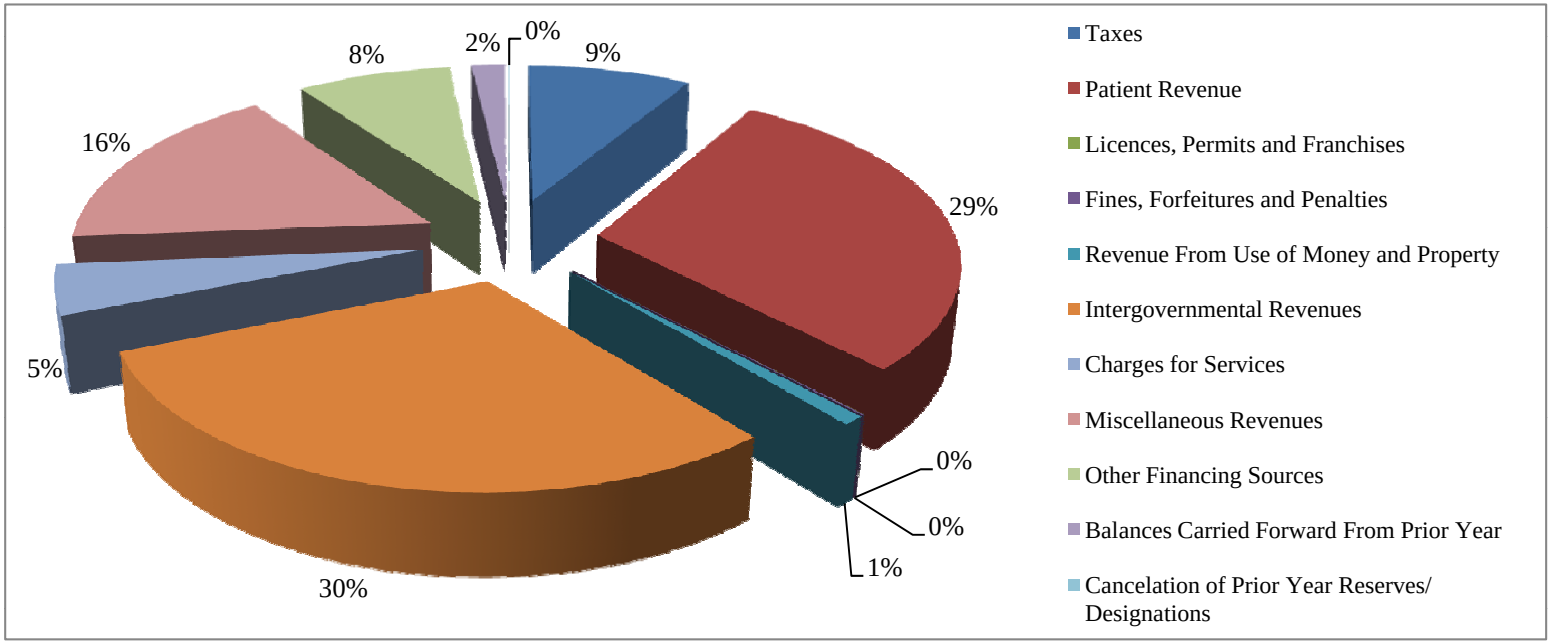

SUMMARIZATION BY SOURCE:		**Amount**	**Percent**
Taxes	$	36,388,048	8.61%
Patient Revenue		124,252,851	29.38%
Licences, Permits and Franchises		22,000	0.01%
Fines, Forfeitures and Penalties		346,204	0.08%
Revenue From Use of Money and Property		3,607,074	0.85%
Intergovernmental Revenues		126,855,585	30.00%
Charges for Services		19,830,020	4.69%
Miscellaneous Revenues		69,873,246	16.52%
Other Financing Sources		34,243,209	8.10%
Balances Carried Forward From Prior Year		7,342,402	1.74%
Cancelation of Prior Year Reserves/ Designations		87,789	0.02%
TOTAL FINANCING SOURCES:	$	422,848,428	100.00%

USE OF FUNDS

Enterprise Funds

2011-2012 ADOPTED BUDGET

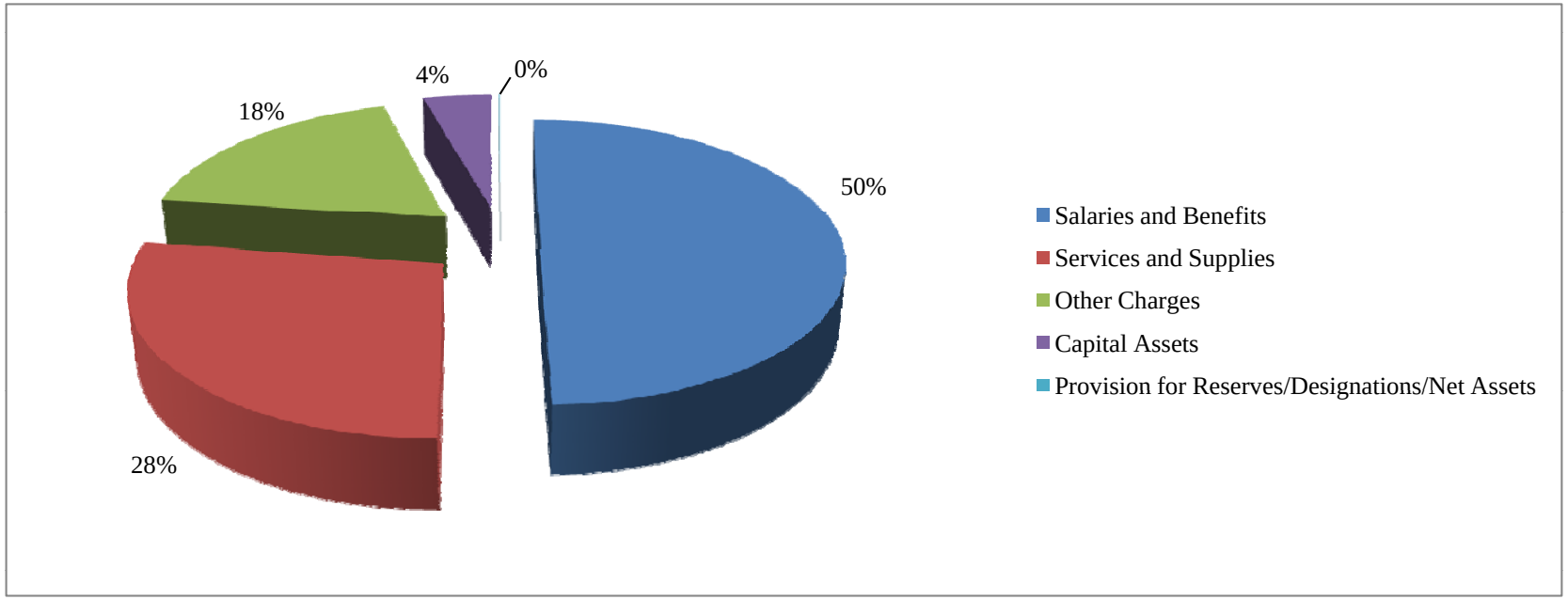

SUMMARY BY OBJECT:		**Amount**	**Percent**
Salaries and Benefits	$	210,277,320	49.73%
Services and Supplies		116,350,336	27.52%
Other Charges		77,903,639	18.42%
Capital Assets		18,091,590	4.28%
Provision for Reserves/Designations/Net Assets		225,543	0.05%
TOTAL FINANCING REQUIREMENTS:	$	422,848,428	100.00%

THIS PAGE INTENTIONALLY LEFT BLANK

TABLE OF CONTENTS

TABLE OF CONTENTS

Schedule 1 - All Funds Summary.....1
Schedule 2 - Governmental Funds Summary.....2
Schedule 3 - Fund Balance - Governmental Funds.....7
Schedule 4 - Reserves/Designations - By Governmental Funds.....12
Schedule 5 - Summary of Additional Financing Sources by Source and Fund - Governmental Funds.....26
Schedule 6 - Detail of Additional Financing Sources by Fund and Account - Governmental Funds.....32
Schedule 7 - Summary of Financing Uses by Function and Fund - Governmental Funds.....101
Schedule 8 - Detail of Financing Uses by Function, Activity and Budget Unit - Governmental Funds.....105
Schedule 9 - Budget Unit Financing Uses Detail.....114
Schedule 10 - Operation of Internal Service Funds.....334
Schedule 11 - Operation of Enterprise Funds.....341
Schedule 12 - Special Districts and Other Agencies Summary - Public Employment Grant Programs 351
Schedule 12 - Special Districts and Other Agencies Summary - Community Development Grant Programs 356
Schedule 12 - Special Districts and Other Agencies Summary - Governed by the Board of Supervisors.....367
Schedule 13 - Fund Balance - Special Districts and Other Agencies - Public Employment Grant Programs 352
Schedule 13 - Fund Balance - Special Districts and Other Agencies - Community Development Grant Programs 357
Schedule 13 - Fund Balance - Special Districts and Other Agencies - Governed by the Board of Supervisors.....371
Schedule 14 - Special Districts and Other Agencies - Reserves/Designations - Public Employment Grant Program.....353
Schedule 14 - Special Districts and Other Agencies - Reserves/Designations - Governed by the Board of Supervisors.....375
Schedule 15 - Special Districts and Other Agencies Financing Sources and Uses
by Budget Unit by Object - Public Employment Grant Programs.....354
Schedule 15 - Special Districts and Other Agencies Financing Sources and Uses
by Budget Unit by Object - Community Development Grant Programs.....358
Schedule 15 - Special Districts and Other Agencies Financing Sources and Uses
by Budget Unit by Object - Community Development Grant Programs.....388

TABLE OF CONTENTS
BUDGET UNIT ALPHABETICAL LISTING

Budget Unit Index	PAGE
Abatement Cost	232
A-C Farm Adv Agri Research	324
ACO - General	148
ACO - Structural Fire	149
Administrative Office	119
Aging and Adult Services	314
Aging and Adult Services-Appropriation for Contingencies	313
Aging and Adult Services-County Contribution	315
Agricultural & Measurement Standards	230
Airport Enterprise Fund	343
Alcohol Abuse Education/Prevention	284
Alcoholism Program	283
Ambulance Service Payments	302
Animal Care	247
Animal Care Donations	246
Animal Control	245
Appropriations for Contingencies	170
ARRA CAL-MMET JAG Grant	213
ARRA CD-HPRP	364
ARRA CDBG-R Grant	365
ARRA Energy Stimulus Grant	138
ARRA ETR	319
ARRA Justice Assistance	179
ARRA Roads	265
ARRA Senior Nutrition Program	316
Assessor	130
Auditor-Controller-County Clerk	122
Automated Co Warrant System	174
Bakersfield Mitigation	258
Bakersfield Planned Sewer #1	150
Bakersfield Planned Sewer #2	151
Bakersfield Planned Sewer #3	152
Bakersfield Planned Sewer #4	153
Bakersfield Planned Sewer #5	154
Board of Supervisors - District #1	114
Board of Supervisors - District #2	115
Board of Supervisors - District #3	116
Board of Supervisors - District #4	117
Board of Supervisors - District #5	118
Board of Trade	142
Board of Trade-Advertising	144
Board of Trade-Informational Kiosks	143
Building Inspection	233
CAL-MMET-State Asset Forfeiture	209
California Children's Services	305
Child Restraint Loaner Program	294
Child Support Services	185
Clerk of the Board of Supervisors	120
Code Compliance	231
Communications	135
Community Development Department	320
Community Development - Emergency Shelter Grant	362
Community Development - Home Investment Trust	366

Budget Unit Index	PAGE
Community Development - Industrial Dev Authority Program	360
Community Development - NSP Grant	363
Community Development - NSP3 Grant	361
Community Development - Program	358
Community Development-Revolving Loan Fund	359
Contribution to Trial Court Funding	171
Contribution-Airports	269
Contribution-Fiscal Stability	127
Core Area Metro Bakersfield Impact Fee	255
County Clerk	177
County Counsel	132
County Planned Sewer Area A	155
County Planned Sewer Area B	156
County Service Areas	388
County-Wide Crime Prevention P.C. 1202.5	178
Court Temp Construction	158
Criminal Justice Facility	167
CSA #71 Septic Abandonment	157
Debt Service-Belle Vista Est Redemption	331
Debt Service-General Fund	330
Debt Service-Rexland Acres Bond Redemption	333
Debt Service-SW Shafter W/Proj Bond Redemp	332
Discretionary Revenue	124
District Attorney -Criminal	182
District Attorney-Court Ordered Penalties	189
District Attorney-Criminalistics Laboratories	187
District Attorney-Equipment Automation	184
District Attorney Family-Excess Revenue	186
District Attorney -Federal Forfeiture	188
District Attorney -Forensic Science Division	191
District Attorney-Local Forfeiture	183
DIVCA Local Franchise Fee	137
DNA Identification Fund	172
Domestic Violence Fund	175
Drug Program	285
Elections	134
Emergency Medical Payments	300
Emergency Medical Services	299
Employers' Training Resource Admin & Services	318
Employers' Training Resource-JTPA	354
Employers' Training Resource-NON-JTPA	355
EMS Week-Donations	304
Engineering & Survey Services	145
Environmental Health	273
Facility Projects	165
Farm and Home Advisor	323
Fire Department	219
Fire-County Contribution	220
Fire-Discretionary Revenue	126
Fire-Donations	225
Fire-Fireworks Violations	224
Fire-Fixed Wing Aircraft	222
Fire-Hazard Reduction	227

TABLE OF CONTENTS
BUDGET UNIT ALPHABETICAL LISTING

Budget Unit Index	PAGE
Fire-Helicopter Operations	228
Fire-Mobile Fire Kitchen	229
Fire-State Fire	226
Fire-Truck 21 Replacement	221
Fire-Vehicle/Apparatus	223
Fiscal Stability	123
Ford City - Taft Heights Sanitation	511
Garage	334
General Liability Self-Insurance Program	338
General Plan Admin Surcharge	244
General Services	136
General Services - Capital Projects	159
General Services - Construction Services	140
General Services - Major Maintenance	141
General Services - Major Maintenance - Juvenile Fac Fund	166
Golf Course Enterprise Fund	341
Graffitti Abatement	251
Grand Jury	180
Group Health/Dental Self-Insurance Program	336
High Tech Equipment	210
Hospt Preparedness Program	303
Human Services-Administration	306
Human Services-County Contribution	307
Human Services-Direct Financial Aid	311
IHSS County Contribution	317
IHSS Public Authority	512
Indigent Defense Services	181
Information Technology Services	131
Kern Medical Center Enterprise Fund	345
Kern Medical Center-County Contribution	301
KCIRT	288
Kern County Childrens Fund	309
Kern Sanitation Authority	510
KNET Asset Forfeiture	212
Library Book Fund	322
Library	321
Litter Clean Up	327
Local Public Safety	173
Mental Health Services Act	289
Mental Health	280
Mental Health-Appropriation for Contingencies	281
Mental Health-County Contribution	286
Mental Health-MHSA Prudent Reserve	290
Mental Health-Proposition 36	287
Mental Health-Substance Abuse	282
Metro Bakersfield Transport Impact Fee	256
Micrographics/Recorder	238
Off Highway MV License	328
Oildale Revitalization	268
Parcel Map In-Lieu Fees	329
Parks and Recreation	325
Parks-Tehachapi Mountain Forest	326

Budget Unit Index	PAGE
Personnel	133
Planned Local Drainage-Breckenridge	163
Planned Local Drainage-Brundage	162
Planned Local Drainage-Oildale	164
Planned Local Drainage-Orangewood	160
Planned Local Drainage-Shalimar	161
Planning Department	243
Probation	214
Probation-Asset Forfeiture	217
Probation-DJJ Realignment	216
Probation-Juvenile Inmate Welfare	218
Probation-Training	215
Public Defender	190
Public Health Services	270
Public Health-Bio Terrorism Grant	296
Public Health-Fax Death Certificates	272
Public Health-H1N1 Pub Hlth Emerg Response	291
Public Health-Local Option	274
Public Health-MAA/TCM	293
Public Health-Miscellaneous	271
Public Health-NNFP	295
Public Health-State L.U.S.T. Program	275
Public Health-Solid Waste-LEA Grant	292
Public Transportation Enterprise Fund	347
Range Improvement (Section 15)	249
Range Improvement (Section 3)	250
Real Estate Fraud	176
Recorder	235
Recorder's Fee	237
Recorder's Modernization	239
Recorder's SSN Truncation	240
Redemption Systems	129
Resource Management Agency	241
Retiree Group Health	337
Rexland Acres Sewer AD 2006-1	168
Risk Management	146
RMA-Hazardous Waste Settlements	276
Roads	253
Roads-Contribution	254
Roads-Hageman Road SOG	266
Roads-Hageman Road SOG-Op Trans Out	267
Roads-Local Transportation	263
Roads-7th Standard Widening	262
Roads-7th Standard Wide-Op Trans Out	264
Roads-Seventh Standard Road Project	252
Roads - Wheeler Ridge Overpass	261
Rosamond Transport Impact Fee	257
Shelter Care	310
Sheriff	192
Sheriff-Automated Fingerprint	194
Sheriff-Cal-ID	195
Sheriff-CAL-MMET	207

TABLE OF CONTENTS
BUDGET UNIT ALPHABETICAL LISTING

Budget Unit Index	PAGE
Sheriff-Civil Automated	201
Sheriff-Civil Subpoenas	196
Sheriff-Communication Resources	204
Sheriff-Controlled Substance	206
Sheriff-Drug Abuse Gang Diversion	197
Sheriff-Facility Training	193
Sheriff-Firearms	202
Sheriff-HIDTA-State Asset Forfeiture	208
Sheriff-Inmate Welfare	211
Sheriff-Judgement Debtors Fee	203
Sheriff-State Forfeiture	200
Sheriff-Training	198
Sheriff-Volunteer Services	205
Sheriff-Work Release	199
Solid Waste Enforcement	277
Solid Waste Enterprise Fund	349
Special Services	121
Sterilization	248

Budget Unit Index	PAGE
Strong Mot Instrumentation	234
Tax Loss Reserve	125
Tehachapi Transport Impact Fee Core	259
Tehachapi Transport Impact Fee Non-Core	260
Tobacco Education Control	297
Tobacco Endowment Interest	147
Tobacco Securitization Proceeds	169
Treasurer-Tax Collector	128
Unemployment Compensation Insurance Program	339
Universal Collection Enterprise Fund	342
Utility Payments	139
Veterans' Service	312
Vital & Health Stat-County Clerk	278
Vital & Health Stat-Health	298
Vital & Health Stat-Recorder	279
Wildlife Resources	242
Workers' Compensation Self-Insurance Program	340
Wraparound Savings	308

THIS PAGE INTENTIONALLY LEFT BLANK

TABLE OF CONTENTS
SPECIAL DISTRICTS GOVERNED BY THE BOARD OF SUPERVISORS

	BUDGET UNIT DETAIL	Page
CSA 3	Edmondson Acres	388
CSA 4	Northwest Ranchos	389
CSA 5	Casa Loma Acres	390
CSA 6	Highland Knolls	391
CSA 7	Standard l4-C, Taft	392
CSA 8	La Cresta	393
CSA 9	Hillcrest	394
CSA 10	Sabaloni	395
CSA 10.6	Sabaloni	476
CSA 11	Lakeview	396
CSA 11 ZN 4	Rexland	401
CSA 11 ZN 5	Lakeview	402
CSA 12.1 ZN 1	Alta Vista Fire Hydrants	400
CSA 12.2	South Kern Unified	397
CSA 12.6	Taft City School District	398
CSA 12.9	Mojave Unified School District	399
CSA 13	Bodfish	403
CSA 14	Wofford Heights	404
CSA 15	Oakhaven	405
CSA 15.4	Oakhaven	414
CSA 15.5	Oakhaven	416
CSA 16	Mojave	406
CSA 17	Orangewood Park	407
CSA 17.1	Orangewood Park	409
CSA 17.2	Orangewood Park	415
CSA 17.3	Orangewood Park	418
CSA 18	Virginia Colony	408
CSA 18.5	Virginia Colony	447
CSA 18.6	Virginia Colony	449
CSA 18.7	Virginia Colony	450
CSA 20	College Avenue	410
CSA 21	Kern Citrus	411
CSA 22	La Loma	412
CSA 23	Mexican Colony	413
CSA 23.1	Mexican Colony	417

	BUDGET UNIT DETAIL	Page
CSA 24	Fairfax	419
CSA 25	Ashe Tract	420
CSA 26	Ford City	421
CSA 27	Greenfield	422
CSA 27.2	Greenfield	423
CSA 29	West Hi Ranchos	424
CSA 30	Greenacres	425
CSA 30.2	Greenacres	453
CSA 30.6	Greenacres	479
CSA 31	Amador	426
CSA 32	Harris School	427
CSA 34	Descanso Park	428
CSA 36	Pioneer Drive	429
CSA 37	Bel Aire Estates	430
CSA 38	Country Side	431
CSA 38.2	Country Side	443
CSA 39	Kern Valley	432
CSA 39.1	Kern Valley	473
CSA 39.2	Kern Valley	441
CSA 39.4	Kern Valley	483
CSA 39.5	Kern Valley	484
CSA 39.8	Kern Valley	442
CSA 40	Pine Mountain Club	433
CSA 40.1	Pine Mountain Club	434
CSA 42	Alpine Forest Park	435
CSA 43	Loch Lomond	436
CSA 44	Keith Addition	437
CSA 45	Panama Mobile	438
CSA 47	Highland Terrace	439
CSA 51	O'Neil Canyon	440
CSA 52	Cedarcrest	444
CSA 53	Southgate	445
CSA 53.1	Southgate	448
CSA 54	O'Grady	446
CSA 55	Harvest Moon Ranch	451

TABLE OF CONTENTS
SPECIAL DISTRICTS GOVERNED BY THE BOARD OF SUPERVISORS

	BUDGET UNIT DETAIL	Page
CSA 56	Mustang Ranch	452
CSA 58	Stockdale Ranchos	466
CSA 60	Oildale	455
CSA 60.1	Oildale	456
CSA 60.2	North Meadows	454
CSA 61.1	West County (Taft Heights)	457
CSA 61.2	West County (McKittrick)	458
CSA 61.3	West County (Buttonwillow)	459
CSA 61.4	West County (Fellows)	460
CSA 62	Randsburg-Johannesburg	461
CSA 63	Rosamond	462
CSA 63.1	Rosamond	467
CSA 63.2	Rosamond	468
CSA 63.3	Rosamond	469
CSA 63.4	Rosamond	470
CSA 63.5	Rosamond	471
CSA 63.6	Rosamond	472
CSA 65	South Taft	463
CSA 65.1	South Taft	474
CSA 66	Lazy Acres	464
CSA 66.2	Lazy Acres	475
CSA 66.3	Lazy Acres	477
CSA 66.4	Lazy Acres	478
CSA 67	Pumpkin Center	465
CSA 67.1	Pumpkin Center	480
CSA 69	San Joaquin	481

	BUDGET UNIT DETAIL	Page
CSA 71	West Bakersfield	482
CSA 71.1	West Bakersfield (Lewis)	485
CSA 71.2	West Bakersfield Laborde	486
CSA 71.3	West Bakersfield	488
CSA 71.5	West Bakersfield	489
CSA 71.6	West Bakersfield	490
CSA 71.7	West Bakersfield	491
CSA 71.8	West Bakersfield	492
CSA 71.9	West Bakersfield	493
CSA 71.10	West Bakersfield	503
CSA 72	Rancho Algadon	487
CSA 81	Knudson Drive	494
CSA 85	Oswell Street	495
CSA 87	Habecker	497
CSA 89	Coremark Court	498
CSA 91	Lost Hills	499
CSA 92	South Union	500
CSA 92.1	South Union	501
CSA 92.2	South Union	502
CSA 95	Lebec Landfill Road Construction	504
CSA 94	Buena Vista	505
CSA 94.1	Buena Vista	506
CSA 97.1	Erro Ranch	507
CSA 97.2	Erro Ranch	508
CSA 97	Erro Ranch	509

THIS PAGE INTENTIONALLY LEFT BLANK

REVENUE & EXPENDITURES SUMMARY

State Controller Schedules
County Budget Act
January 2010

COUNTY OF KERN
All Funds Summary
Fiscal Year 2011-12

Schedule 1

Fund Name	Total Financing Sources				Total Financing Uses		
	Fund Balance Available June 30, 2011	Decreases to Obligated Fund Balances Net Assets	Additional Financing Sources	Total Financing Sources	Financing Uses	Increases to Obligated Fund Balances Net Assets	Total Financing Uses
1	2	3	4	5	6	7	8
GOVERNMENTAL FUNDS							
General Funds	$ 35,438,539	$ 43,166,745	$ 659,517,903	$ 738,123,187	$ 673,543,497	$ 64,579,690	$ 738,123,187
Special Revenue Funds	78,439,351	14,215,592	809,308,058	901,963,001	869,540,684	32,422,317	901,963,001
Capital Projects Funds	(5,947,975)	5,790,756	1,285,542	1,128,323	1,000,000	128,323	1,128,323
Debt Service Funds	31,752	88	197,443	229,283	183,500	45,783	229,283
TOTAL GOVERNMENTAL FUNDS	**$ 107,961,667**	**$ 63,173,181**	**$ 1,470,308,946**	**$ 1,641,443,794**	**$ 1,544,267,681**	**$ 97,176,113**	**$ 1,641,443,794**
OTHER FUNDS							
Internal Service Funds	$	$ 17,096,414	$ 144,672,686	$ 161,769,100	$ 161,769,100	$	$ 161,769,100
Enterprise Funds		7,430,191	415,418,237	422,848,428	422,622,885	225,543	422,848,428
Special Districts and Other Agencies	2,883,939	1,020,354	68,430,727	72,335,020	70,631,642	1,703,378	72,335,020
TOTAL OTHER FUNDS	**$ 2,883,939**	**$ 25,546,959**	**$ 628,521,650**	**$ 656,952,548**	**$ 655,023,627**	**$ 1,928,921**	**$ 656,952,548**
TOTAL ALL FUNDS	**$ 110,845,606**	**$ 88,720,140**	**$ 2,098,830,596**	**$ 2,298,396,342**	**$ 2,199,291,308**	**$ 99,105,034**	**$ 2,298,396,342**
Arithmetic Results				COL 2+3+4			COL 6+7
Governmental Fund Totals Transferred From	SCH 2, COL 2	SCH 2, COL 3	SCH 2, COL 4	SCH 2, COL 5 COL 5=COL 8	SCH 2, COL 6	SCH 2, COL 7	SCH 2, COL 8 COL 5=COL 8
Internal Service Fund From			SCH 10, COL 5		SCH 10, COL 5	SCH 10, COL 5	
Enterprise Fund From		SCH 11, COL 5	SCH 11, COL 5		SCH 11, COL 5		
Special Districts From Arithmetic Results	SCH 12, COL 2	SCH 12, COL 3	SCH 12, COL 4	SCH 12, COL 5 COL 5=COL 8	SCH 12, COL 6	SCH 12, COL 7	SCH 12, COL 5 COL 5=COL 8

State Controller Schedules
County Budget Act
January 2010

COUNTY OF KERN
Governmental Funds Summary
Fiscal Year 2011-12

Schedule 2

Fund Name	Total Financing Sources				Total Financing Uses		
	Fund Balance Available June 30, 2011	Decreases to Obligated Fund Balances	Additional Financing Sources	Total Financing Sources	Financing Uses	Increases to Obligated Fund Balances	Total Financing Uses
1	2	3	4	5	6	7	8
GENERAL FUNDS							
00001 GENERAL	$ 34,472,498	$ 43,166,745	$ 652,717,903	$ 730,357,146	$ 669,543,497	$ 60,813,649	$ 730,357,146
00264 TAX LOSS RESERVE	966,041		6,800,000	7,766,041	4,000,000	3,766,041	7,766,041
TOTAL GENERAL FUNDS	**$ 35,438,539**	**$ 43,166,745**	**$ 659,517,903**	**$ 738,123,187**	**$ 673,543,497**	**$ 64,579,690**	**$ 738,123,187**
SPECIAL REVENUE FUNDS							
00007 ROAD	$ 13,870,446	$ 8,191,418	$ 47,387,794	$ 69,449,658	$ 69,449,658	$	$ 69,449,658
00011 STRUCTURAL FIRE	664,435		127,059,823	127,724,258	127,724,258		127,724,258
00120 BUILDING INSPECTION	5,411,468		3,066,810	8,478,278	5,297,662	3,180,616	8,478,278
00130 DEPT OF HUMAN SERVICES-ADMIN.	5,060,482		162,729,056	167,789,538	167,789,538		167,789,538
00140 HUMAN SERVICES-DIRECT FIN AID	9,676,045		213,502,466	223,178,511	223,178,511		223,178,511
00141 MENTAL HEALTH FUND	5,628,621		111,259,397	116,888,018	116,888,018		116,888,018
00145 AGING AND ADULT SERVICES	1,085,020		11,682,917	12,767,937	12,767,937		12,767,937
00160 WILDLIFE RESOURCES	8,078		6,400	14,478	10,000	4,478	14,478
00161 TEHACHAPI MT FOREST PARK FUND	5,397		10,050	15,447		15,447	15,447
00163 PROBATION DJJ REALIGNMENT FUND	(299,571)	299,571	2,848,568	2,848,568	2,848,568		2,848,568
00164 REAL ESTATE FRAUD	11,785	93,215	175,000	280,000	280,000		280,000
00165 LITTER CLEAN UP	(431)	431	6,700	6,700	6,700		6,700
00170 OFF HWY MV LIC	72,014		140,000	212,014	70,000	142,014	212,014
00171 PL LOC DRN-SHAL	5,880		152	6,032	6,000	32	6,032
00172 PL LOC DRN-BRUND	60,186		1,804	61,990	60,000	1,990	61,990
00173 PL LOC DRN-ORNGW	612,094	56,319	8,127	676,540	615,000	61,540	676,540
00174 PL LOC DRN-BRECK	30,157	4,807	493	35,457	25,000	10,457	35,457
00175 RANGE IMP SEC 15	51,905		10,013	61,918	25,750	36,168	61,918
00176 PL LOC DRN-OILDL	79,946		1,446	81,392	75,000	6,392	81,392
00177 RANGE IMP SEC 3	31,200	2,341	2,500	36,041	36,041		36,041
00179 PROBATION TRN FD	11,810		222,560	234,370	222,560	11,810	234,370
00180 DNA IDENTIFICATION	31,286		678,000	709,286	661,120	48,166	709,286
00181 LOCAL PUBLIC SAFETY			54,225,367	54,225,367	54,225,367		54,225,367
00182 SHER FAC TRNG FD	(5,348)	60,348	160,000	215,000	215,000		215,000
00183 KERN CO DEPT OF CHILD SUPPORT	658,206		22,370,476	23,028,682	22,370,476	658,206	23,028,682
00184 AUTOMATED FINGERPRINT FUND	306,626		330,000	636,626	574,000	62,626	636,626
00186 JUV JUST FAC TEMP CONST	373			373		373	373
00187 EMERGENCY MEDICAL SERVICES FND	557,265		1,967,426	2,524,691	1,967,426	557,265	2,524,691
00188 AUTOMATED CO WARRANT SYSTEM	165		91,000	91,165	90,000	1,165	91,165
00190 DOMESTIC VIOL PG	19,239	44,761	136,000	200,000	200,000		200,000
00191 CRIMINAL JUS FACILITIES CONST	2,230,260		4,214,000	6,444,260	3,300,000	3,144,260	6,444,260
00192 RECORDER			3,846,274	3,846,274	3,846,274		3,846,274
00194 RECORDER`S SSN TRUNCATION	6,627		180,183	186,810	137,255	49,555	186,810

State Controller Schedules
County Budget Act
January 2010

COUNTY OF KERN
Governmental Funds Summary
Fiscal Year 2011-12

Schedule 2

Fund Name	Total Financing Sources				Total Financing Uses		
	Fund Balance Available June 30, 2011	Decreases to Obligated Fund Balances	Additional Financing Sources	Total Financing Sources	Financing Uses	Increases to Obligated Fund Balances	Total Financing Uses
1	2	3	4	5	6	7	8
00195 ALCOHOLISM PROG	(72,963)	159,763	105,000	191,800	191,800		191,800
00196 ALCOHOL ABUSE EDUCATION/PREV	27,477		78,000	105,477	78,000	27,477	105,477
00197 DRUG PROGRAM FUND	(741)	741	22,000	22,000	22,000		22,000
00198 RECORDERS MODERNIZATION FUND	1,018,965		624,680	1,643,645	837,010	806,635	1,643,645
00199 MICROGRAPHIC-RCD	47,308		180,169	227,477	195,619	31,858	227,477
00266 REDEMPTION SYSTEMS	631,562		654,428	1,285,990	654,428	631,562	1,285,990
00270 ABATEMENT COST	169,960	43,768		213,728	200,000	13,728	213,728
22020 A-C FARM ADV AGRI RESEARCH	(104)	718		614	614		614
22021 ANIMAL CARE DONATIONS	(929)	961	11,300	11,332	11,332		11,332
22023 ANIMAL CARE	(349)		650	301		301	301
22027 STERILIZATION FUND	19,861		33,000	52,861	33,000	19,861	52,861
22036 BOARD OF TRADE-ADVERTISING	8,957		53,500	62,457	53,500	8,957	62,457
22042 GENERAL PLAN ADMIN SURCHARGE	524,882		356,000	880,882	285,021	595,861	880,882
22045 CO-WIDE CRIME PREV. P.C.1202.5	717			717		717	717
22064 D.A.-LOCAL FORFEITURE TRUST	494,377		50,000	544,377	500,000	44,377	544,377
22066 SOLID WASTE-LEA GRANT	29,784		30,500	60,284	30,000	30,284	60,284
22067 HEALTH-LOCAL OPTION	(167)		500	333		333	333
22068 HLTH-STATE L.U.S.T. PROG	51,673			51,673		51,673	51,673
22069 PUBLIC HEALTH MISCELLANEOUS	73,740		8,366	82,106	74,975	7,131	82,106
22073 HEALTH-MAA/TCM	68,979		99,995	168,974	100,000	68,974	168,974
22074 H1N1 PUB HLTH EMERG RESP FUNDS	2,897		5,447	8,344	5,447	2,897	8,344
22076 CHILD RESTRAINT LOANER PRG	110,040		62,579	172,619	4,940	167,679	172,619
22079 D. A. EQUIPMENT/AUTOMATION	(718)	95,718	5,000	100,000	100,000		100,000
22082 KCIRT	1,171		500	1,671	500	1,171	1,671
22085 MENTAL HEALTH SERVICES ACT	21,499,455		18,913,781	40,413,236	23,904,833	16,508,403	40,413,236
22086 MHSA PRUDENT RESERVE	84,947	2,365,053	50,000	2,500,000	2,500,000		2,500,000
22087 CRIMINALISTICS LABORATORIES	23,058		130,000	153,058	130,000	23,058	153,058
22098 PROBATION ASSET FORFEITURE	5,313		500	5,813	2,000	3,813	5,813
22116 HEALTH-NNFP	101,347		100,000	201,347	100,000	101,347	201,347
22121 TRUCK 21 REPLACEMENT	(9,189)	9,189					
22122 FIXED WING AIRCRAFT	155,062		4,766	159,828	150,000	9,828	159,828
22123 VEHICLE/APPARATUS	(5,350)		16,624	11,274		11,274	11,274
22125 HAZARDOUS WASTE SETTLEMNTS	101,089	197,549	50,000	348,638	348,638		348,638
22127 SHERIFF`S CAL-ID	400,327		690,000	1,090,327	730,000	360,327	1,090,327
22128 SHERIFF`S CIVIL SUBPOENAS	2,549		5,500	8,049		8,049	8,049
22129 KNET-SPC ASSET FORFEITURE REV	53,319		32,500	85,819		85,819	85,819
22131 SHERIFF`S DRUG ABUSE GANG DIVR	(20,693)		24,000	3,307		3,307	3,307
22132 SHERIFF`S TRAINING	16,260		173,740	190,000	190,000		190,000
22133 SHERIFF-WORK RELEASE	118,542	1,958	529,500	650,000	650,000		650,000

State Controller Schedules
County Budget Act
January 2010

COUNTY OF KERN
Governmental Funds Summary
Fiscal Year 2011-12

Schedule 2

Fund Name	Total Financing Sources				Total Financing Uses		
	Fund Balance Available June 30, 2011	Decreases to Obligated Fund Balances	Additional Financing Sources	Total Financing Sources	Financing Uses	Increases to Obligated Fund Balances	Total Financing Uses
1	2	3	4	5	6	7	8
22137 SHERIFF-STATE FORFEITURE	(28,981)	33,981	15,000	20,000	20,000		20,000
22138 SHERIFF`S CIVIL AUTOMATED	42,139		127,500	169,639	115,750	53,889	169,639
22140 SHERIFFS FIREARMS	15,504		35,500	51,004		51,004	51,004
22141 SHERIFF-JUDGEMENT DEBTORS FEE	45,145		160,000	205,145	100,000	105,145	205,145
22142 SHERIFF`S COMM RESOURCES	24,120	9,880	1,000	35,000	35,000		35,000
22143 SHERIFF`S VOLUNTEER SERV GRP	79,346		7,000	86,346	5,000	81,346	86,346
22144 SHER-CONTROLLED SUBTANCE	57,977		66,500	124,477		124,477	124,477
22153 BKFD PLANNED SEWER #1	381,940	256,452	11,808	650,200	650,200		650,200
22156 DIVCA LOCAL FRANCHISE FEE	308,684		280,600	589,284	200,000	389,284	589,284
22158 BKFD PLANNED SEWER #2	196,990		4,142	201,132	200,000	1,132	201,132
22160 SHERIFF`S CAL-MMET	(263)	133	130				
22161 HIDTA-STATE ASSET FORFEIT	(14,305)	6,805	7,500				
22162 CAL-MMET-STATE ASSET FORFEIT	60,450		89,000	149,450		149,450	149,450
22163 HIGH TECH EQUIPMENT	(33)		45	12		12	12
22164 BKFD PLANNED SEWER #3	2,471		41	2,512	2,500	12	2,512
22166 BKFD PLANNED SEWER #4	60,687		1,778	62,465	60,000	2,465	62,465
22167 BKFD PLANNED SEWER #5	66,546	400	8,054	75,000	75,000		75,000
22173 CO PLANNED SEWER AREA A	16,059		2,248	18,307	16,000	2,307	18,307
22176 HEALTH-BIO TERRORISM GRANT	263,147		685,749	948,896	685,749	263,147	948,896
22177 CO PLANNED SEWER AREA B	1,186		20	1,206	1,200	06	1,206
22184 CSA #71 SEPTIC ABANDONMENT	650,561		36,309	686,870	650,050	36,820	686,870
22185 WRAPAROUND SAVINGS	591,181		4,751,448	5,342,629	3,543,822	1,798,807	5,342,629
22187 RECORDERS ELECTRONIC RECORDING	29,034		188,637	217,671	128,500	89,171	217,671
22188 FIREWORKS VIOLATIONS	19,912		25,015	44,927	25,000	19,927	44,927
24024 DA FAMILY - EXCESS REVENUE	(2,372)		4,000	1,628		1,628	1,628
24028 D.A.-FEDERAL FORFEITURE	9,807	28,693	1,500	40,000	40,000		40,000
24038 DA-COURT ORDERED PENALTIES	11,629	198,371	50,000	260,000	260,000		260,000
24039 HOPST PREPAREDNESS PRGM GRANT	(14,696)	14,696	447,745	447,745	447,745		447,745
24041 EMS WEEK - DONATIONS	(280)		910	630	500	130	630
24042 FIRE DEPT DONATIONS	10,821		2,028	12,849		12,849	12,849
24043 STATE FIRE	201,840		93,016	294,856	200,000	94,856	294,856
24044 FIRE-HAZARD REDUCTION	319,137	165,143	15,720	500,000	500,000		500,000
24047 FIRE-HELICOPTER OPERATIONS	1,215,751		36,574	1,252,325	1,200,000	52,325	1,252,325
24050 MOBILE FIRE KITCHEN	(26)		87	61		61	61
24057 INMATE WELF-SHER CORRECTION FC	1,754,772		2,590,000	4,344,772	3,344,800	999,972	4,344,772
24060 JUVENILE INMATE WELFARE	(6,301)	34,301	22,000	50,000	50,000		50,000
24066 KERN CO CHILDREN`S	335,330	17,381	235,356	588,067	588,067		588,067
24067 KERN CO LIBRARY TRUST FUND	170,342		96,000	266,342	60,065	206,277	266,342
24088 CORE AREA METRO BFLD IMP FEE	383,195		173,607	556,802	500,000	56,802	556,802

State Controller Schedules
County Budget Act
January 2010

COUNTY OF KERN
Governmental Funds Summary
Fiscal Year 2011-12

Schedule 2

Fund Name	Total Financing Sources				Total Financing Uses		
	Fund Balance Available June 30, 2011	Decreases to Obligated Fund Balances	Additional Financing Sources	Total Financing Sources	Financing Uses	Increases to Obligated Fund Balances	Total Financing Uses
1	2	3	4	5	6	7	8
24089 METRO BFLD TRANSPORT IMP FEE	(854,770)	846,016	1,763,445	1,754,691	1,754,691		1,754,691
24091 ROSAMOND TRANSPORT IMP FEE	131,889	269,512	48,599	450,000	450,000		450,000
24094 SOLID WASTE ENFORCEMENT	71,087	122,193	300,000	493,280	493,280		493,280
24095 BAKERSFIELD MITIGATION	(124,256)	407,559	56,697	340,000	340,000		340,000
24096 TEH TRANSP IMPACT FEE CORE	(260)	106	154				
24097 TEH TRANSP IMPACT FEE NON-CORE	(88,809)		143,479	54,670		54,670	54,670
24105 JAMISON CENTER	87,834	166	12,000	100,000	100,000		100,000
24125 STRONG MOT INSTRUMENTATION	51,149		220,790	271,939	226,000	45,939	271,939
24126 TOBACCO EDUCATION CONTROL PROG	29,502		303,500	333,002	300,000	33,002	333,002
24137 VITAL & HEALTH STAT-HEALTH DPT	75,387		59,482	134,869	59,482	75,387	134,869
24138 VITAL & HEALTH STAT-RECORDER	9,780	72,325	85,597	167,702	167,702		167,702
24139 VITAL & HEALTH STAT-CO. CLERK	720		1,300	2,020	1,716	304	2,020
24300 OILDALE REVITALIZATION FUND			35,000	35,000	35,000		35,000
25120 PARCEL MAP IN-LIEU FEES	(14,290)	102,850	11,440	100,000	100,000		100,000
26000 ARRA AGING & ADULT (STIMULUS)	453			453		453	453
26001 ARRA JUSTICE ASSISTANCE	173,839			173,839	173,839		173,839
26005 ARRA ROADS			2,137,162	2,137,162	2,137,162		2,137,162
26006 ARRA ENERGY STIMULUS GRANT	17,569		2,312,519	2,330,088	2,330,088		2,330,088
26008 CAL-MMET ARRA JAG GRANT			120,000	120,000	120,000		120,000
TOTAL SPECIAL REVENUE FUNDS	**$ 78,439,351**	**$ 14,215,592**	**$ 809,308,058**	**$ 901,963,001**	**$ 869,540,684**	**$ 32,422,317**	**$ 901,963,001**
CAPITAL PROJECT FUNDS							
00004 ACO-GENERAL	$ (5,792,997)	$ 5,577,055	$ 215,942	$	$	$	
00012 ACO-STRUCTURAL FIRE	(1,752)	9,171	3,400	10,819		10,819	10,819
00155 SEVENTH STANDARD ROAD PROJ	(187,572)	167,572	20,000				
00156 WHEELER RIDGE OVERPASS	(17,901)	15,701	2,200				
00220 7TH STANDARD WIDENING PROJECT	26,008		24,000	50,008		50,008	50,008
00221 2009 COP CAPITAL PROJECTS	21,043			21,043		21,043	21,043
00222 HAGEMAN ROAD SOG FUND	26,453		20,000	46,453		46,453	46,453
00235 TOBACCO SECUR PROCEEDS-CP FUND	(20,246)	20,246	1,000,000	1,000,000	1,000,000		1,000,000
40390 REXLAND ACRES SEWER IMPRVMNT	(1,011)	1,011					
TOTAL CAPITAL PROJECT FUNDS	**$ (5,947,975)**	**$ 5,790,756**	**$ 1,285,542**	**$ 1,128,323**	**$ 1,000,000**	**$ 128,323**	**$ 1,128,323**
DEBT SERVICE FUNDS							
40372 BELLE VISTA EST BOND REDEMPTN	$ (88)	$ 88	$	$	$	$	$
40381 SW SHAFTER WATER PROJECT	4,100		15,443	19,543	11,500	8,043	19,543
40391 REXLAND ACRES SEWER	27,740		182,000	209,740	172,000	37,740	209,740
TOTAL DEBT SERVICE FUNDS	**$ 31,752**	**$ 88**	**$ 197,443**	**$ 229,283**	**$ 183,500**	**$ 45,783**	**$ 229,283**

State Controller Schedules
County Budget Act
January 2010

COUNTY OF KERN
Governmental Funds Summary
Fiscal Year 2011-12

Schedule 2

Fund Name	Total Financing Sources				Total Financing Uses		
	Fund Balance Available June 30, 2011	Decreases to Obligated Fund Balances	Additional Financing Sources	Total Financing Sources	Financing Uses	Increases to Obligated Fund Balances	Total Financing Uses
1	2	3	4	5	6	7	8
TOTAL GOVERNMENTAL FUNDS	**$ 107,961,667**	**$ 63,173,181**	**$ 1,470,308,946**	**$ 1,641,443,794**	**$ 1,544,267,681**	**$ 97,176,113**	**$ 1,641,443,794**
Appropriations Limit	**$ 864,806,952**						
Appropriations Subject to Limit	**$ 377,085,146**						
Arithmetic Results				COL 2+3+4 COL 5 = COL 8			COL 6+7 COL 5 = COL 8
Total Transferred From	SCH 3, COL 6	SCH 4, COL 4	SCH 5, COL 5		SCH 7, COL 5	SCH 4, COL 6	SCH 7, COL 5
Total Transferred to	SCH 1, COL 2	SCH 1, COL 3	SCH 1, COL 4	SCH 1, COL 5	SCH 1, COL 6	SCH 1, COL 7	SCH 1, COL 8

State Controller Schedules | **COUNTY OF KERN** | **Schedule 3**
County Budget Act | **Fund Balance - Governmental Funds**
January 2010 | **Fiscal Year 2011-12**

Fund Name	Total Fund Balance June 30, 2011 Actual	Less: Obligataed Fund Balances **			Fund Balance Available June 30, 2011 Actual
		Encumbrances	Nonspendable/ Restricted/ Committed	Assigned	
1	2	3	4	5	6
GENERAL FUNDS					
00001 GENERAL	$ 98,423,010	$ 15,756,006	$ 5,523,611	$ 42,670,895	$ 34,472,498
00264 TAX LOSS RESERVE	48,215,017		47,248,976		966,041
TOTAL GENERAL FUNDS	**$ 146,638,027**	**$ 15,756,006**	**$ 52,772,587**	**$ 42,670,895**	**$ 35,438,539**
SPECIAL REVENUE FUNDS					
00007 ROAD	$ 35,759,857	$ 11,392,426	$ 10,496,985	$	$ 13,870,446
00011 STRUCTURAL FIRE	3,680,086	1,258,986	1,756,665		664,435
00120 BUILDING INSPECTION	7,260,616	10,652	1,838,496		5,411,468
00130 DEPT OF HUMAN SERVICES-ADMIN.	11,309,713	6,147,881	101,350		5,060,482
00140 HUMAN SERVICES-DIRECT FIN AID	13,033,319	3,357,274			9,676,045
00141 MENTAL HEALTH FUND	31,924,018	26,294,097	1,300		5,628,621
00145 AGING AND ADULT SERVICES	1,087,444	24		2,400	1,085,020
00160 WILDLIFE RESOURCES	15,086	5,000	2,008		8,078
00161 TEHACHAPI MT FOREST PARK FUND	5,397				5,397
00162 GRAFFITI ABATEMENT	1,904			1,904	
00163 PROBATION DJJ REALIGNMENT FUND	1,014,972		1,314,543		(299,571)
00164 REAL ESTATE FRAUD	431,131		419,346		11,785
00165 LITTER CLEAN UP	1,846			2,277	(431)
00170 OFF HWY MV LIC	195,813		123,799		72,014
00171 PL LOC DRN-SHAL	10,751		4,871		5,880
00172 PL LOC DRN-BRUND	127,898		67,712		60,186
00173 PL LOC DRN-ORNGW	814,024		201,930		612,094
00174 PL LOC DRN-BRECK	34,964		4,807		30,157
00175 RANGE IMP SEC 15	55,081		3,176		51,905
00176 PL LOC DRN-OILDL	102,518		22,572		79,946
00177 RANGE IMP SEC 3	33,541		2,341		31,200
00179 PROBATION TRN FD	20,478		8,668		11,810
00180 DNA IDENTIFICATION	459,593		428,307		31,286
00182 SHER FAC TRNG FD	59,293		64,641		(5,348)
00183 KERN CO DEPT OF CHILD SUPPORT	814,834		156,628		658,206
00184 AUTOMATED FINGERPRINT FUND	1,616,700		1,310,074		306,626
00186 JUV JUST FAC TEMP CONST	7,910		7,537		373

State Controller Schedules County Budget Act January 2010	COUNTY OF KERN Fund Balance - Governmental Funds Fiscal Year 2011-12				Schedule 3
		Less: Obligataed Fund Balances **			
Fund Name	Total Fund Balance June 30, 2011 Actual	Encumbrances	Nonspendable/ Restricted/ Committed	Assigned	Fund Balance Available June 30, 2011 Actual
1	2	3	4	5	6
00187 EMERGENCY MEDICAL SERVICES FND	1,091,822		534,557		557,265
00188 AUTOMATED CO WARRANT SYSTEM	57,811		57,646		165
00190 DOMESTIC VIOL PG	85,431		66,192		19,239
00191 CRIMINAL JUS FACILITIES CONST	2,230,260				2,230,260
00194 RECORDER`S SSN TRUNCATION	134,519		127,892		6,627
00195 ALCOHOLISM PROG	152,602		225,565		(72,963)
00196 ALCOHOL ABUSE EDUCATION/PREV	69,138		41,661		27,477
00197 DRUG PROGRAM FUND	326,831		327,572		(741)
00198 RECORDERS MODERNIZATION FUND	2,784,730		1,765,765		1,018,965
00199 MICROGRAPHIC-RCD	61,348		14,040		47,308
00266 REDEMPTION SYSTEMS	3,172,455		2,540,893		631,562
00270 ABATEMENT COST	233,153		63,193		169,960
22020 A-C FARM ADV AGRI RESEARCH	615			719	(104)
22021 ANIMAL CARE DONATIONS	38,636		39,565		(929)
22023 ANIMAL CARE	61,490		61,839		(349)
22024 ANIMAL CNTRL-FELINE CARCASSES	35,028			35,028	
22027 STERILIZATION FUND	19,861				19,861
22036 BOARD OF TRADE-ADVERTISING	49,681			40,724	8,957
22042 GENERAL PLAN ADMIN SURCHARGE	524,882				524,882
22045 CO-WIDE CRIME PREV. P.C.1202.5	6,824		6,107		717
22064 D.A.-LOCAL FORFEITURE TRUST	494,377				494,377
22066 SOLID WASTE-LEA GRANT	29,784				29,784
22067 HEALTH-LOCAL OPTION	30,583		30,750		(167)
22068 HLTH-STATE L.U.S.T. PROG	159,786		108,113		51,673
22069 PUBLIC HEALTH MISCELLANEOUS	73,740				73,740
22073 HEALTH-MAA/TCM	68,979				68,979
22074 H1N1 PUB HLTH EMERG RESP FUNDS	2,897				2,897
22076 CHILD RESTRAINT LOANER PRG	110,040				110,040
22079 D. A. EQUIPMENT/AUTOMATION	641,167		641,885		(718)
22082 KCIRT	1,171				1,171
22085 MENTAL HEALTH SERVICES ACT	31,583,822		10,084,367		21,499,455
22086 MHSA PRUDENT RESERVE	9,185,535		9,100,588		84,947

State Controller Schedules County Budget Act January 2010	COUNTY OF KERN Fund Balance - Governmental Funds Fiscal Year 2011-12				Schedule 3
		Less: Obligataed Fund Balances **			
Fund Name	Total Fund Balance June 30, 2011 Actual	Encumbrances	Nonspendable/ Restricted/ Committed	Assigned	Fund Balance Available June 30, 2011 Actual
1	2	3	4	5	6
22087 CRIMINALISTICS LABORATORIES	93,760		70,702		23,058
22098 PROBATION ASSET FORFEITURE	52,811		47,498		5,313
22116 HEALTH-NNFP	101,347				101,347
22121 TRUCK 21 REPLACEMENT	3,488		12,677		(9,189)
22122 FIXED WING AIRCRAFT	159,202			4,140	155,062
22123 VEHICLE/APPARATUS	555,276		560,626		(5,350)
22125 HAZARDOUS WASTE SETTLEMNTS	830,015		728,926		101,089
22126 SHERIFF`S-RURAL CRIME	20		20		
22127 SHERIFF`S CAL-ID	2,710,691		2,310,364		400,327
22128 SHERIFF`S CIVIL SUBPOENAS	15,434		12,885		2,549
22129 KNET-SPC ASSET FORFEITURE REV	132,106		78,787		53,319
22131 SHERIFF`S DRUG ABUSE GANG DIVR	295,681		316,374		(20,693)
22132 SHERIFF`S TRAINING	18,218		1,958		16,260
22133 SHERIFF-WORK RELEASE	425,016		306,474		118,542
22137 SHERIFF-STATE FORFEITURE	340,906		369,887		(28,981)
22138 SHERIFF`S CIVIL AUTOMATED	661,760		619,621		42,139
22140 SHERIFFS FIREARMS	66,103			50,599	15,504
22141 SHERIFF-JUDGEMENT DEBTORS FEE	657,527		612,382		45,145
22142 SHERIFF`S COMM RESOURCES	93,733			69,613	24,120
22143 SHERIFF`S VOLUNTEER SERV GRP	94,812			15,466	79,346
22144 SHER-CONTROLLED SUBTANCE	1,085,579		1,027,602		57,977
22153 BKFD PLANNED SEWER #1	1,857,111		1,475,171		381,940
22156 DIVCA LOCAL FRANCHISE FEE	372,631		63,947		308,684
22158 BKFD PLANNED SEWER #2	293,734		96,744		196,990
22160 SHERIFF`S CAL-MMET	12,832		13,095		(263)
22161 HIDTA-STATE ASSET FORFEIT	149,061		163,366		(14,305)
22162 CAL-MMET-STATE ASSET FORFEIT	722,124		661,674		60,450
22163 HIGH TECH EQUIPMENT	3,888		3,921		(33)
22164 BKFD PLANNED SEWER #3	2,905		434		2,471
22166 BKFD PLANNED SEWER #4	64,691		4,004		60,687
22167 BKFD PLANNED SEWER #5	73,634		7,088		66,546
22173 CO PLANNED SEWER AREA A	30,900		14,841		16,059

State Controller Schedules County Budget Act January 2010	COUNTY OF KERN Fund Balance - Governmental Funds Fiscal Year 2011-12	Schedule 3

Fund Name	Total Fund Balance June 30, 2011 Actual	Less: Obligataed Fund Balances **			Fund Balance Available June 30, 2011 Actual
		Encumbrances	Nonspendable/ Restricted/ Committed	Assigned	
1	2	3	4	5	6
22176 HEALTH-BIO TERRORISM GRANT	263,147				263,147
22177 CO PLANNED SEWER AREA B	1,397		211		1,186
22184 CSA #71 SEPTIC ABANDONMENT	888,767		238,206		650,561
22185 WRAPAROUND SAVINGS	1,074,222		483,041		591,181
22187 RECORDERS ELECTRONIC RECORDING	335,855		306,821		29,034
22188 FIREWORKS VIOLATIONS	20,854		942		19,912
24024 DA FAMILY - EXCESS REVENUE	363,945		366,317		(2,372)
24028 D.A.-FEDERAL FORFEITURE	77,923		68,116		9,807
24038 DA-COURT ORDERED PENALTIES	1,506,914		1,495,285		11,629
24039 HOPST PREPAREDNESS PRGM GRANT	666		15,362		(14,696)
24041 EMS WEEK - DONATIONS	24,039		24,319		(280)
24042 FIRE DEPT DONATIONS	79,129		68,308		10,821
24043 STATE FIRE	3,333,881		3,132,041		201,840
24044 FIRE-HAZARD REDUCTION	841,961		522,824		319,137
24047 FIRE-HELICOPTER OPERATIONS	1,667,754			452,003	1,215,751
24050 MOBILE FIRE KITCHEN	2,895			2,921	(26)
24057 INMATE WELF-SHER CORRECTION FC	6,524,823		4,770,051		1,754,772
24060 JUVENILE INMATE WELFARE	167,172		173,473		(6,301)
24066 KERN CO CHILDREN`S	508,862	67,909	105,623		335,330
24067 KERN CO LIBRARY TRUST FUND	655,350		485,008		170,342
24088 CORE AREA METRO BFLD IMP FEE	2,726,098		2,342,903		383,195
24089 METRO BFLD TRANSPORT IMP FEE	10,121,469		10,976,239		(854,770)
24091 ROSAMOND TRANSPORT IMP FEE	724,916		593,027		131,889
24094 SOLID WASTE ENFORCEMENT	420,834		349,747		71,087
24095 BAKERSFIELD MITIGATION	957,198		1,081,454		(124,256)
24096 TEH TRANSP IMPACT FEE CORE	12,049		12,309		(260)
24097 TEH TRANSP IMPACT FEE NON-CORE	1,161,076		1,249,885		(88,809)
24105 JAMISON CENTER	193,123		105,289		87,834
24125 STRONG MOT INSTRUMENTATION	98,329		47,180		51,149
24126 TOBACCO EDUCATION CONTROL PROG	33,001		3,499		29,502
24137 VITAL & HEALTH STAT-HEALTH DPT	75,907		520		75,387
24138 VITAL & HEALTH STAT-RECORDER	335,428		325,648		9,780

State Controller Schedules | **COUNTY OF KERN** | **Schedule 3**
County Budget Act | **Fund Balance - Governmental Funds**
January 2010 | **Fiscal Year 2011-12**

Fund Name	Total Fund Balance June 30, 2011 Actual	Less: Obligataed Fund Balances **			Fund Balance Available June 30, 2011 Actual
		Encumbrances	Nonspendable/ Restricted/ Committed	Assigned	
1	2	3	4	5	6
24139 VITAL & HEALTH STAT-CO. CLERK	936		216		720
25120 PARCEL MAP IN-LIEU FEES	743,540		757,830		(14,290)
26000 ARRA AGING & ADULT (STIMULUS)	453				453
26001 ARRA JUSTICE ASSISTANCE	276,858		103,019		173,839
26006 ARRA ENERGY STIMULUS GRANT	17,569				17,569
TOTAL SPECIAL REVENUE FUNDS	**$ 211,613,121**	**$ 48,534,249**	**$ 83,961,727**	**$ 677,794**	**$ 78,439,351**
CAPITAL PROJECT FUNDS					
00004 ACO-GENERAL	$ 9,541,323	$	$	$ 15,334,320	$ (5,792,997)
00012 ACO-STRUCTURAL FIRE	269,228		9,171	261,809	(1,752)
00155 SEVENTH STANDARD ROAD PROJ	967,378		1,154,950		(187,572)
00156 WHEELER RIDGE OVERPASS	43,494		61,395		(17,901)
00220 7TH STANDARD WIDENING PROJECT	4,152,316	4,088,463	37,845		26,008
00221 2009 COP CAPITAL PROJECTS	4,926,816	4,873,445	32,328		21,043
00222 HAGEMAN ROAD SOG FUND	14,333,640	14,297,665	9,522		26,453
00235 TOBACCO SECUR PROCEEDS-CP FUND	36,434,889		36,455,135		(20,246)
40390 REXLAND ACRES SEWER IMPRVMNT	103,045		104,056		(1,011)
TOTAL CAPITAL PROJECT FUNDS	**$ 70,772,129**	**$ 23,259,573**	**$ 37,864,402**	**$ 15,596,129**	**$ (5,947,975)**
DEBT SERVICE FUNDS					
40372 BELLE VISTA EST BOND REDEMPTN	$ 90	$	$ 178	$	$ (88)
40381 SW SHAFTER WATER PROJECT	19,863		15,763		4,100
40391 REXLAND ACRES SEWER	139,265		111,525		27,740
TOTAL DEBT SERVICE FUNDS	**$ 159,218**	**$**	**$**	**$ 127,466**	**$ 31,752**
TOTAL GOVERNMENTAL FUNDS	**$ 429,182,495**	**$ 87,549,828**	**$ 174,598,716**	**$ 59,072,284**	**$ 107,961,667**
Arithmetic Results					COL 2-3-4-5
Total Transferred From			COL 4+5 = SCH 4, COL 2	COL 4+5 = SCH 4, COL 2	
Total Transferred To					SCH 2,COL 2

** Obligated Balances reported on this schedule are for budget purposes only.

State Controller Schedules | **COUNTY OF KERN** | **Schedule 4**
County Budget Act | **Obligated Fund Balances - By Governmental Funds**
January 2010 | **Fiscal Year 2011-12**

Description	Obligated Fund Balances June 30, 2011	Decreases or Cancellations		Increases or New		Total Obligated Fund Balances the Budget Year
		CAO Recommended	Adopted by the Board of Supervisors	CAO Recommended	Adopted by the Board of Supervisors	
1	2	3	4	5	6	7
GENERAL FUND						
00001 GENERAL						
2134 RESERVE-GENERAL	$	$	$	$ 42,670,895	$ 37,201,795	$ 37,201,795
2136 RESERVE-TAX LITIGATION	2,079,614			2,000,000	2,000,000	4,079,614
2150 DESIG-HUMAN SERVICES				9,000,000	9,000,000	9,000,000
2155 DESIG-RETIREMENT				12,361,854	12,361,854	12,361,854
2156 DESIG-INFRASTRUCTURE REPLACMNT					250,000	250,000
2157 DESIGN-EH PROGRAM ENHANCEMENTS	347,000	347,000	347,000			
2158 DESIGN-FISCAL STABILITY	42,670,895	42,670,895	42,670,895			
2170 DESIGN-PILT/TARP	402,000	148,850	148,850			253,150
2180 DESIG-SHERIFFS AIRCRAFT	1,274,110					1,274,110
2360 NON-SPENDABLE FUND BALANCE	1,420,887					1,420,887
TOTAL 00001 GENERAL	**$ 48,194,506**	**$ 43,166,745**	**$**	**$ 66,032,749**	**$ 60,813,649**	**$ 65,841,410**
00264 TAX LOSS RESERVE						
2131 RESERVE-1% TEETER PLAN	$ 7,110,505	$	$	$ 634,988	$ 634,988	$ 7,745,493
2173 DESIG-GENERAL	40,138,471			3,131,053	3,131,053	43,269,524
TOTAL 00264 TAX LOSS RESERVE	**$ 47,248,976**	**$**	**$**	**$ 3,766,041**	**$ 3,766,041**	**$ 51,015,017**
TOTAL GENERAL FUNDS	**$ 95,443,482**	**$ 43,166,745**	**$ 21,583,373**	**$ 69,798,790**	**$ 64,579,690**	**$ 116,856,427**
SPECIAL REVENUE FUND						
00007 ROAD						
2173 DESIG-GENERAL	$ 9,500,000	$ 8,191,418	$ 8,191,418	$	$	$ 1,308,582
2360 NON-SPENDABLE FUND BALANCE	996,985					996,985
TOTAL 00007 ROAD	**$ 10,496,985**	**$ 8,191,418**	**$ 8,191,418**	**$**	**$**	**$ 2,305,567**
00011 STRUCTURAL FIRE						
2136 RESERVE-TAX LITIGATION	$ 831,846	$	$	$	$	$ 831,846
2360 NON-SPENDABLE FUND BALANCE	924,819					924,819
TOTAL 00011 STRUCTURAL FIRE	**$ 1,756,665**	**$**	**$**	**$**	**$**	**$ 1,756,665**
00120 BUILDING INSPECTION						
2134 RESERVE-GENERAL	$ 1,436,779	$	$	$	$	$ 1,436,779
2173 DESIG-GENERAL	395,867			3,180,616	3,180,616	3,576,483
2360 NON-SPENDABLE FUND BALANCE	5,850					5,850
TOTAL 00120 BUILDING INSPECTION	**$ 1,838,496**	**$**	**$**	**$ 3,180,616**	**$ 3,180,616**	**$ 5,019,112**
00130 DEPT OF HUMAN SERVICES-ADMIN.						

State Controller Schedules
County Budget Act
January 2010

COUNTY OF KERN
Obligated Fund Balances - By Governmental Funds
Fiscal Year 2011-12

Schedule 4

Description	Obligated Fund Balances June 30, 2011	Decreases or Cancellations: CAO Recommended	Decreases or Cancellations: Adopted by the Board of Supervisors	Increases or New: CAO Recommended	Increases or New: Adopted by the Board of Supervisors	Total Obligated Fund Balances the Budget Year
1	2	3	4	5	6	7
2360 NON-SPENDABLE FUND BALANCE	**101,350**					**101,350**
TOTAL 00120 BUILDING INSPECTION	**$ 101,350**	**$**	**$**	**$**	**$**	**$ 101,350**
00141 MENTAL HEALTH FUND						
2360 NON-SPENDABLE FUND BALANCE	**1,300**					**1,300**
TOTAL 00120 BUILDING INSPECTION	**$ 1,300**	**$**	**$**	**$**	**$**	**$ 1,300**
00145 AGING AND ADULT SERVICES						
2360 NON-SPENDABLE FUND BALANCE	**2,400**					**2,400**
TOTAL 00120 BUILDING INSPECTION	**$ 2,400**	**$**	**$**	**$**	**$**	**$ 2,400**
00160 WILDLIFE RESOURCES						
2173 DESIG-GENERAL	$ 2,008	$	$	$ 4,478	$ 4,478	$ 6,486
TOTAL 00160 WILDLIFE RESOURCES	**$ 2,008**	**$**	**$**	**$ 4,478**	**$ 4,478**	**$ 6,486**
00161 TEHACHAPI MT FOREST PARK FUND						
2173 DESIG-GENERAL	$	$	$	$ 15,447	$ 15,447	$ 15,447
TOTAL 00161 TEHACHAPI MT FOREST PARK FUND	**$**	**$**	**$**	**$ 15,447**	**$ 15,447**	**$ 15,447**
00162 GRAFFITI ABATEMENT						
2173 DESIG-GENERAL	$ 1,904	$	$	$	$	$ 1,904
TOTAL 00162 GRAFFITI ABATEMENT	**$ 1,904**	**$**	**$**	**$**	**$**	**$ 1,904**
00163 PROBATION DJJ REALIGNMENT FUND						
2173 DESIG-GENERAL	$ 1,314,543	$ 299,571	$ 299,571	$	$	$ 1,014,972
TOTAL 00163 PROBATION DJJ REALIGNMENT FUND	**$ 1,314,543**	**$ 299,571**	**$ 299,571**	**$**	**$**	**$ 1,014,972**
00164 REAL ESTATE FRAUD						
2173 DESIG-GENERAL	$ 419,346	$ 93,215	$ 93,215	$	$	$ 326,131
TOTAL 00164 REAL ESTATE FRAUD	**$ 419,346**	**$ 93,215**	**$ 93,215**	**$**	**$**	**$ 326,131**
00165 LITTER CLEAN UP						
2173 DESIG-GENERAL	$ 2,277	$ 431	$ 431	$	$	$ 1,846
TOTAL 00165 LITTER CLEAN UP	**$ 2,277**	**$ 431**	**$ 431**	**$**	**$**	**$ 1,846**
00170 OFF HWY MV LIC						
2173 DESIG-GENERAL	$ 123,799	$	$	$ 142,014	$ 142,014	$ 265,813
TOTAL 00170 OFF HWY MV LIC	**$ 123,799**	**$**	**$**	**$ 142,014**	**$ 142,014**	**$ 265,813**
00171 PL LOC DRN-SHAL						
2173 DESIG-GENERAL	$ 4,871	$	$	$ 32	$ 32	$ 4,903
TOTAL 00171 PL LOC DRN-SHAL	**$ 4,871**	**$**	**$**	**$ 32**	**$ 32**	**$ 4,903**
00172 PL LOC DRN-BRUND						
2173 DESIG-GENERAL	$ 67,712	$	$	$ 1,990	$ 1,990	$ 69,702

State Controller Schedules
County Budget Act
January 2010

COUNTY OF KERN
Obligated Fund Balances - By Governmental Funds
Fiscal Year 2011-12

Schedule 4

Description	Obligated Fund Balances June 30, 2011	Decreases or Cancellations		Increases or New		Total Obligated Fund Balances the Budget Year
		CAO Recommended	Adopted by the Board of Supervisors	CAO Recommended	Adopted by the Board of Supervisors	
1	2	3	4	5	6	7
TOTAL 00172 PL LOC DRN-BRUND	**$ 67,712**	**$**	**$**	**$ 1,990**	**$ 1,990**	**$ 69,702**
00173 PL LOC DRN-ORNGW						
2134 RESERVE-GENERAL	$ 56,319	$ 56,319	$ 56,319	$	$	$
2173 DESIG-GENERAL	145,611			61,540	61,540	207,151
TOTAL 00173 PL LOC DRN-ORNGW	**$ 201,930**	**$ 56,319**	**$ 56,319**	**$ 61,540**	**$ 61,540**	**$ 207,151**
00174 PL LOC DRN-BRECK						
2134 RESERVE-GENERAL	$ 4,807	$ 4,807	$ 4,807	$	$	$
2173 DESIG-GENERAL				10,457	10,457	10,457
TOTAL 00174 PL LOC DRN-BRECK	**$ 4,807**	**$ 4,807**	**$ 4,807**	**$ 10,457**	**$ 10,457**	**$ 10,457**
00175 RANGE IMP SEC 15						
2173 DESIG-GENERAL	$ 3,176	$	$	$ 36,168	$ 36,168	$ 39,344
TOTAL 00175 RANGE IMP SEC 15	**$ 3,176**	**$**	**$**	**$ 36,168**	**$ 36,168**	**$ 39,344**
00176 PL LOC DRN-OILDL						
2173 DESIG-GENERAL	$ 22,572	$	$	$ 6,392	$ 6,392	$ 28,964
TOTAL 00176 PL LOC DRN-OILDL	**$ 22,572**	**$**	**$**	**$ 6,392**	**$ 6,392**	**$ 28,964**
00177 RANGE IMP SEC 3						
2173 DESIG-GENERAL	$ 2,341	$ 2,341	$ 2,341	$	$	$
TOTAL 00177 RANGE IMP SEC 3	**$ 2,341**	**$ 2,341**	**$ 2,341**	**$**	**$**	**$**
00179 PROBATION TRN FD						
2173 DESIG-GENERAL	$ 8,668	$	$	$ 11,810	$ 11,810	$ 20,478
TOTAL 00179 PROBATION TRN FD	**$ 8,668**	**$**	**$**	**$ 11,810**	**$ 11,810**	**$ 20,478**
00180 DNA IDENTIFICATION						
2173 DESIG-GENERAL	$ 428,307	$	$	$ 48,166	$ 48,166	$ 476,473
TOTAL 00180 DNA IDENTIFICATION	**$ 428,307**	**$**	**$**	**$ 48,166**	**$ 48,166**	**$ 476,473**
00182 SHER FAC TRNG FD						
2173 DESIG-GENERAL	$ 64,641	$ 60,348	$ 60,348	$	$	$ 4,293
TOTAL 00182 SHER FAC TRNG FD	**$ 64,641**	**$ 60,348**	**$ 60,348**	**$**	**$**	**$ 4,293**
00183 KERN CO DEPT OF CHILD SUPPORT						
2173 DESIG-GENERAL	$ 61,028	$	$	$ 658,206	$ 658,206	$ 719,234
2360 NON-SPENDABLE FUND BALANCE	95,600					95,600
TOTAL 00183 KERN CO DEPT OF CHILD SUPPORT	**$ 156,628**	**$**	**$**	**$ 658,206**	**$ 658,206**	**$ 814,834**
00184 AUTOMATED FINGERPRINT FUND						
2173 DESIG-GENERAL	$ 1,310,074	$	$	$ 62,626	$ 62,626	$ 1,372,700
TOTAL 00184 AUTOMATED FINGERPRINT FUND	**$ 1,310,074**	**$**	**$**	**$ 62,626**	**$ 62,626**	**$ 1,372,700**

State Controller Schedules
County Budget Act
January 2010

COUNTY OF KERN
Obligated Fund Balances - By Governmental Funds
Fiscal Year 2011-12

Schedule 4

Description	Obligated Fund Balances June 30, 2011	Decreases or Cancellations		Increases or New		Total Obligated Fund Balances the Budget Year
		CAO Recommended	Adopted by the Board of Supervisors	CAO Recommended	Adopted by the Board of Supervisors	
1	2	3	4	5	6	7
00186 JUV JUST FAC TEMP CONST						
2173 DESIG-GENERAL	$ 7,537	$	$	$ 373	$ 373	$ 7,910
TOTAL 00186 JUV JUST FAC TEMP CONST	**$ 7,537**	**$**	**$**	**$ 373**	**$ 373**	**$ 7,910**
00187 EMERGENCY MEDICAL SERVICES FND						
2173 DESIG-GENERAL	$ 534,557	$	$	$ 557,265	$ 557,265	$ 1,091,822
TOTAL 00187 EMERGENCY MEDICAL SERVICES FND	**$ 534,557**	**$**	**$**	**$ 557,265**	**$ 557,265**	**$ 1,091,822**
00188 AUTOMATED CO WARRANT SYSTEM						
2173 DESIG-GENERAL	$ 57,646	$	$	$ 1,165	$ 1,165	$ 58,811
TOTAL 00188 AUTOMATED CO WARRANT SYSTEM	**$ 57,646**	**$**	**$**	**$ 1,165**	**$ 1,165**	**$ 58,811**
00190 DOMESTIC VIOL PG						
2173 DESIG-GENERAL	$ 66,192	$ 44,761	$ 44,761	$	$	$ 21,431
TOTAL 00190 DOMESTIC VIOL PG	**$ 66,192**	**$ 44,761**	**$ 44,761**	**$**	**$**	**$ 21,431**
00191 CRIMINAL JUS FACILITIES CONST						
2173 DESIG-GENERAL	$	$	$	$ 3,144,260	$ 3,144,260	$ 3,144,260
TOTAL 00191 CRIMINAL JUS FACILITIES CONST	**$**	**$**	**$**	**$ 3,144,260**	**$ 3,144,260**	**$ 3,144,260**
00194 RECORDER`S SSN TRUNCATION						
2173 DESIG-GENERAL	$ 127,892	$	$	$ 49,555	$ 49,555	$ 177,447
TOTAL 00194 RECORDER`S SSN TRUNCATION	**$ 127,892**	**$**	**$**	**$ 49,555**	**$ 49,555**	**$ 177,447**
00195 ALCOHOLISM PROG						
2173 DESIG-GENERAL	$ 225,565	$ 159,763	$ 159,763	$	$	$ 65,802
TOTAL 00195 ALCOHOLISM PROG	**$ 225,565**	**$ 159,763**	**$ 159,763**	**$**	**$**	**$ 65,802**
00196 ALCOHOL ABUSE EDUCATION/PREV						
2173 DESIG-GENERAL	$ 41,661	$	$	$ 27,477	$ 27,477	$ 69,138
TOTAL 00196 ALCOHOL ABUSE EDUCATION/PREV	**$ 41,661**	**$**	**$**	**$ 27,477**	**$ 27,477**	**$ 69,138**
00197 DRUG PROGRAM FUND						
2173 DESIG-GENERAL	$ 327,572	$ 741	$ 741	$	$	$ 326,831
TOTAL 00197 DRUG PROGRAM FUND	**$ 327,572**	**$ 741**	**$ 741**	**$**	**$**	**$ 326,831**
00198 RECORDERS MODERNIZATION FUND						
2173 DESIG-GENERAL	$ 1,765,765	$	$	$ 806,635	$ 806,635	$ 2,572,400
TOTAL 00198 RECORDERS MODERNIZATION FUND	**$ 1,765,765**	**$**	**$**	**$ 806,635**	**$ 806,635**	**$ 2,572,400**
00199 MICROGRAPHIC-RCD						
2173 DESIG-GENERAL	$ 14,040	$	$	$ 31,858	$ 31,858	$ 45,898
TOTAL 00199 MICROGRAPHIC-RCD	**$ 14,040**	**$**	**$**	**$ 31,858**	**$ 31,858**	**$ 45,898**
00266 REDEMPTION SYSTEMS						

State Controller Schedules
County Budget Act
January 2010

COUNTY OF KERN
Obligated Fund Balances - By Governmental Funds
Fiscal Year 2011-12

Schedule 4

Description	Obligated Fund Balances June 30, 2011	Decreases or Cancellations: CAO Recommended	Decreases or Cancellations: Adopted by the Board of Supervisors	Increases or New: CAO Recommended	Increases or New: Adopted by the Board of Supervisors	Total Obligated Fund Balances the Budget Year
1	2	3	4	5	6	7
2173 DESIG-GENERAL	$ 2,540,893	$	$	$ 631,562	$ 631,562	$ 3,172,455
TOTAL 00266 REDEMPTION SYSTEMS	**$ 2,540,893**	**$**	**$**	**$ 631,562**	**$ 631,562**	**$ 3,172,455**
00270 ABATEMENT COST						
2134 RESERVE-GENERAL	$ 43,768	$ 43,768	$ 43,768	$	$	$
2173 DESIG-GENERAL	19,425			13,728	13,728	33,153
TOTAL 00270 ABATEMENT COST	**$ 63,193**	**$ 43,768**	**$ 43,768**	**$ 13,728**	**$ 13,728**	**$ 33,153**
22020 A-C FARM ADV AGRI RESEARCH						
2173 DESIG-GENERAL	$ 719	$ 718	$ 718	$	$	$ 1
TOTAL 22020 A-C FARM ADV AGRI RESEARCH	**$ 719**	**$ 718**	**$ 718**	**$**	**$**	**$ 1**
22021 ANIMAL CARE DONATIONS						
2173 DESIG-GENERAL	$ 39,565	$ 961	$ 961	$	$	$ 38,604
TOTAL 22021 ANIMAL CARE DONATIONS	**$ 39,565**	**$ 961**	**$ 961**	**$**	**$**	**$ 38,604**
22023 ANIMAL CARE						
2173 DESIG-GENERAL	$ 61,839	$	$	$ 301	$ 301	$ 62,140
TOTAL 22023 ANIMAL CARE	**$ 61,839**	**$**	**$**	**$ 301**	**$ 301**	**$ 62,140**
22024 ANIMAL CNTRL-FELINE CARCASSES						
2173 DESIG-GENERAL	$ 35,028	$	$	$	$	$ 35,028
TOTAL 22024 ANIMAL CNTRL-FELINE CARCASSES	**$ 35,028**	**$**	**$**	**$**	**$**	**$ 35,028**
22027 STERILIZATION FUND						
2173 DESIG-GENERAL	$	$	$	$ 19,861	$ 19,861	$ 19,861
TOTAL 22027 STERILIZATION FUND	**$**	**$**	**$**	**$ 19,861**	**$ 19,861**	**$ 19,861**
22036 BOARD OF TRADE-ADVERTISING						
2173 DESIG-GENERAL	$ 40,724	$	$	$ 8,957	$ 8,957	$ 49,681
TOTAL 22036 BOARD OF TRADE-ADVERTISING	**$ 40,724**	**$**	**$**	**$ 8,957**	**$ 8,957**	**$ 49,681**
22042 GENERAL PLAN ADMIN SURCHARGE						
2173 DESIG-GENERAL	$	$	$	$ 595,861	$ 595,861	$ 595,861
TOTAL 22042 GENERAL PLAN ADMIN SURCHARGE	**$**	**$**	**$**	**$ 595,861**	**$ 595,861**	**$ 595,861**
22045 CO-WIDE CRIME PREV. P.C.1202.5						
2173 DESIG-GENERAL	$ 6,107	$	$	$ 717	$ 717	$ 6,824
TOTAL 22045 CO-WIDE CRIME PREV. P.C.1202.5	**$ 6,107**	**$**	**$**	**$ 717**	**$ 717**	**$ 6,824**
22064 D.A.-LOCAL FORFEITURE TRUST						
2173 DESIG-GENERAL	$	$	$	$ 44,377	$ 44,377	$ 44,377
TOTAL 22064 D.A.-LOCAL FORFEITURE TRUST	**$**	**$**	**$**	**$ 44,377**	**$ 44,377**	**$ 44,377**
22066 SOLID WASTE-LEA GRANT						

State Controller Schedules
County Budget Act
January 2010

COUNTY OF KERN
Obligated Fund Balances - By Governmental Funds
Fiscal Year 2011-12

Schedule 4

Description	Obligated Fund Balances June 30, 2011	Decreases or Cancellations: CAO Recommended	Decreases or Cancellations: Adopted by the Board of Supervisors	Increases or New: CAO Recommended	Increases or New: Adopted by the Board of Supervisors	Total Obligated Fund Balances the Budget Year
1	2	3	4	5	6	7
2173 DESIG-GENERAL	$	$	$	$ 30,284	$ 30,284	$ 30,284
TOTAL 22066 SOLID WASTE-LEA GRANT	**$**	**$**	**$**	**$ 30,284**	**$ 30,284**	**$ 30,284**
22067 HEALTH-LOCAL OPTION						
2173 DESIG-GENERAL	$ 30,750	$	$	$ 333	$ 333	$ 31,083
TOTAL 22067 HEALTH-LOCAL OPTION	**$ 30,750**	**$**	**$**	**$ 333**	**$ 333**	**$ 31,083**
22068 HLTH-STATE L.U.S.T. PROG						
2173 DESIG-GENERAL	$ 108,113	$	$	$ 51,673	$ 51,673	$ 159,786
TOTAL 22068 HLTH-STATE L.U.S.T. PROG	**$ 108,113**	**$**	**$**	**$ 51,673**	**$ 51,673**	**$ 159,786**
22069 PUBLIC HEALTH MISCELLANEOUS						
2173 DESIG-GENERAL	$	$	$	$ 7,131	$ 7,131	$ 7,131
TOTAL 22069 PUBLIC HEALTH MISCELLANEOUS	**$**	**$**	**$**	**$ 7,131**	**$ 7,131**	**$ 7,131**
22073 HEALTH-MAA/TCM						
2173 DESIG-GENERAL	$	$	$	$ 68,974	$ 68,974	$ 68,974
TOTAL 22073 HEALTH-MAA/TCM	**$**	**$**	**$**	**$ 68,974**	**$ 68,974**	**$ 68,974**
22074 H1N1 PUB HLTH EMERG RESP FUNDS						
2173 DESIG-GENERAL	$	$	$	$ 2,897	$ 2,897	$ 2,897
TOTAL 22074 H1N1 PUB HLTH EMERG RESP FUNDS	**$**	**$**	**$**	**$ 2,897**	**$ 2,897**	**$ 2,897**
22076 CHILD RESTRAINT LOANER PRG						
2173 DESIG-GENERAL	$	$	$	$ 167,679	$ 167,679	$ 167,679
TOTAL 22076 CHILD RESTRAINT LOANER PRG	**$**	**$**	**$**	**$ 167,679**	**$ 167,679**	**$ 167,679**
22079 D. A. EQUIPMENT/AUTOMATION						
2173 DESIG-GENERAL	$ 641,885	$ 95,718	$ 95,718	$	$	$ 546,167
TOTAL 22079 D. A. EQUIPMENT/AUTOMATION	**$ 641,885**	**$ 95,718**	**$ 95,718**	**$**	**$**	**$ 546,167**
22082 KCIRT						
2173 DESIG-GENERAL	$	$	$	$ 1,171	$ 1,171	$ 1,171
TOTAL 22082 KCIRT	**$**	**$**	**$**	**$ 1,171**	**$ 1,171**	**$ 1,171**
22085 MENTAL HEALTH SERVICES ACT						
2173 DESIG-GENERAL	$ 10,084,367	$	$	$ 16,508,403	$ 16,508,403	$ 26,592,770
TOTAL 22085 MENTAL HEALTH SERVICES ACT	**$ 10,084,367**	**$**	**$**	**$ 16,508,403**	**$ 16,508,403**	**$ 26,592,770**
22086 MHSA PRUDENT RESERVE						
2173 DESIG-GENERAL	$ 9,100,588	$ 2,365,053	$ 2,365,053	$	$	$ 6,735,535
TOTAL 22086 MHSA PRUDENT RESERVE	**$ 9,100,588**	**$ 2,365,053**	**$ 2,365,053**	**$**	**$**	**$ 6,735,535**
22087 CRIMINALISTICS LABORATORIES						
2173 DESIG-GENERAL	$ 70,702	$	$	$ 23,058	$ 23,058	$ 93,760

State Controller Schedules
County Budget Act
January 2010

COUNTY OF KERN
Obligated Fund Balances - By Governmental Funds
Fiscal Year 2011-12

Schedule 4

Description	Obligated Fund Balances June 30, 2011	Decreases or Cancellations		Increases or New		Total Obligated Fund Balances the Budget Year
		CAO Recommended	Adopted by the Board of Supervisors	CAO Recommended	Adopted by the Board of Supervisors	
1	2	3	4	5	6	7
TOTAL 22087 CRIMINALISTICS LABORATORIES	**$ 70,702**	**$**	**$**	**$ 23,058**	**$ 23,058**	**$ 93,760**
22098 PROBATION ASSET FORFEITURE						
2173 DESIG-GENERAL	$ 47,498	$	$	$ 3,813	$ 3,813	$ 51,311
TOTAL 22098 PROBATION ASSET FORFEITURE	**$ 47,498**	**$**	**$**	**$ 3,813**	**$ 3,813**	**$ 51,311**
22116 HEALTH-NNFP						
2173 DESIG-GENERAL	$	$	$	$ 101,347	$ 101,347	$ 101,347
TOTAL 22116 HEALTH-NNFP	**$**	**$**	**$**	**$ 101,347**	**$ 101,347**	**$ 101,347**
22121 TRUCK 21 REPLACEMENT						
2173 DESIG-GENERAL	$ 12,677	$ 9,189	$ 9,189	$	$	$ 3,488
TOTAL 22121 TRUCK 21 REPLACEMENT	**$ 12,677**	**$ 9,189**	**$ 9,189**	**$**	**$**	**$ 3,488**
22122 FIXED WING AIRCRAFT						
2173 DESIG-GENERAL	$ 4,140	$	$	$ 9,828	$ 9,828	$ 13,968
TOTAL 22122 FIXED WING AIRCRAFT	**$ 4,140**	**$**	**$**	**$ 9,828**	**$ 9,828**	**$ 13,968**
22123 VEHICLE/APPARATUS						
2173 DESIG-GENERAL	$ 560,626	$	$	$ 11,274	$ 11,274	$ 571,900
TOTAL 22123 VEHICLE/APPARATUS	**$ 560,626**	**$**	**$**	**$ 11,274**	**$ 11,274**	**$ 571,900**
22125 HAZARDOUS WASTE SETTLEMNTS						
2173 DESIG-GENERAL	$ 728,926	$ 197,549	$ 197,549	$	$	$ 531,377
TOTAL 22125 HAZARDOUS WASTE SETTLEMNTS	**$ 728,926**	**$ 197,549**	**$ 197,549**	**$**	**$**	**$ 531,377**
22126 SHERIFF`S-RURAL CRIME						
2173 DESIG-GENERAL	$ 20	$	$	$	$	$ 20
TOTAL 22126 SHERIFF`S-RURAL CRIME	**$ 20**	**$**	**$**	**$**	**$**	**$ 20**
22127 SHERIFF`S CAL-ID						
2173 DESIG-GENERAL	$ 2,310,364	$	$	$ 360,327	$ 360,327	$ 2,670,691
TOTAL 22127 SHERIFF`S CAL-ID	**$ 2,310,364**	**$**	**$**	**$ 360,327**	**$ 360,327**	**$ 2,670,691**
22128 SHERIFF`S CIVIL SUBPOENAS						
2173 DESIG-GENERAL	$ 12,885	$	$	$ 8,049	$ 8,049	$ 20,934
TOTAL 22128 SHERIFF`S CIVIL SUBPOENAS	**$ 12,885**	**$**	**$**	**$ 8,049**	**$ 8,049**	**$ 20,934**
22129 KNET-SPC ASSET FORFEITURE REV						
2173 DESIG-GENERAL	$ 78,787	$	$	$ 85,819	$ 85,819	$ 164,606
TOTAL 22129 KNET-SPC ASSET FORFEITURE REV	**$ 78,787**	**$**	**$**	**$ 85,819**	**$ 85,819**	**$ 164,606**
22131 SHERIFF`S DRUG ABUSE GANG DIVR						
2173 DESIG-GENERAL	$ 316,374	$	$	$ 3,307	$ 3,307	$ 319,681
TOTAL 22131 SHERIFF`S DRUG ABUSE GANG DIVR	**$ 316,374**	**$**	**$**	**$ 3,307**	**$ 3,307**	**$ 319,681**

State Controller Schedules
County Budget Act
January 2010

COUNTY OF KERN
Obligated Fund Balances - By Governmental Funds
Fiscal Year 2011-12

Schedule 4

Description	Obligated Fund Balances June 30, 2011	Decreases or Cancellations		Increases or New		Total Obligated Fund Balances the Budget Year
		CAO Recommended	Adopted by the Board of Supervisors	CAO Recommended	Adopted by the Board of Supervisors	
1	2	3	4	5	6	7
22132 SHERIFF`S TRAINING						
2173 DESIG-GENERAL	$ 1,958	$	$	$	$	$ 1,958
TOTAL 22132 SHERIFF`S TRAINING	**$ 1,958**	**$**	**$**	**$**	**$**	**$ 1,958**
22133 SHERIFF-WORK RELEASE						
2173 DESIG-GENERAL	$ 306,474	$ 1,958	$ 1,958	$	$	$ 304,516
TOTAL 22133 SHERIFF-WORK RELEASE	**$ 306,474**	**$ 1,958**	**$ 1,958**	**$**	**$**	**$ 304,516**
22137 SHERIFF-STATE FORFEITURE						
2173 DESIG-GENERAL	$ 369,887	$ 33,981	$ 33,981	$	$	$ 335,906
TOTAL 22137 SHERIFF-STATE FORFEITURE	**$ 369,887**	**$ 33,981**	**$ 33,981**	**$**	**$**	**$ 335,906**
22138 SHERIFF`S CIVIL AUTOMATED						
2173 DESIG-GENERAL	$ 619,621	$	$	$ 53,889	$ 53,889	$ 673,510
TOTAL 22138 SHERIFF`S CIVIL AUTOMATED	**$ 619,621**	**$**	**$**	**$ 53,889**	**$ 53,889**	**$ 673,510**
22140 SHERIFFS FIREARMS						
2173 DESIG-GENERAL	$ 50,599	$	$	$ 51,004	$ 51,004	$ 101,603
TOTAL 22140 SHERIFFS FIREARMS	**$ 50,599**	**$**	**$**	**$ 51,004**	**$ 51,004**	**$ 101,603**
22141 SHERIFF-JUDGEMENT DEBTORS FEE						
2173 DESIG-GENERAL	$ 612,382	$	$	$ 105,145	$ 105,145	$ 717,527
TOTAL 22141 SHERIFF-JUDGEMENT DEBTORS FEE	**$ 612,382**	**$**	**$**	**$ 105,145**	**$ 105,145**	**$ 717,527**
22142 SHERIFF`S COMM RESOURCES						
2173 DESIG-GENERAL	$ 69,613	$ 9,880	$ 9,880	$	$	$ 59,733
TOTAL 22142 SHERIFF`S COMM RESOURCES	**$ 69,613**	**$ 9,880**	**$ 9,880**	**$**	**$**	**$ 59,733**
22143 SHERIFF`S VOLUNTEER SERV GRP						
2173 DESIG-GENERAL	$ 15,466	$	$	$ 81,346	$ 81,346	$ 96,812
TOTAL 22143 SHERIFF`S VOLUNTEER SERV GRP	**$ 15,466**	**$**	**$**	**$ 81,346**	**$ 81,346**	**$ 96,812**
22144 SHER-CONTROLLED SUBTANCE						
2173 DESIG-GENERAL	$ 1,027,602	$	$	$ 124,477	$ 124,477	$ 1,152,079
TOTAL 22144 SHER-CONTROLLED SUBTANCE	**$ 1,027,602**	**$**	**$**	**$ 124,477**	**$ 124,477**	**$ 1,152,079**
22153 BKFD PLANNED SEWER #1						
2173 DESIG-GENERAL	$ 1,475,171	$ 256,452	$ 256,452	$	$	$ 1,218,719
TOTAL 22153 BKFD PLANNED SEWER #1	**$ 1,475,171**	**$ 256,452**	**$ 256,452**	**$**	**$**	**$ 1,218,719**
22156 DIVCA LOCAL FRANCHISE FEE						
2173 DESIG-GENERAL	$ 63,947	$	$	$ 389,284	$ 389,284	$ 453,231
TOTAL 22156 DIVCA LOCAL FRANCHISE FEE	**$ 63,947**	**$**	**$**	**$ 389,284**	**$ 389,284**	**$ 453,231**
22158 BKFD PLANNED SEWER #2						

State Controller Schedules
County Budget Act
January 2010

COUNTY OF KERN
Obligated Fund Balances - By Governmental Funds
Fiscal Year 2011-12

Schedule 4

Description	Obligated Fund Balances June 30, 2011	Decreases or Cancellations		Increases or New		Total Obligated Fund Balances the Budget Year
		CAO Recommended	Adopted by the Board of Supervisors	CAO Recommended	Adopted by the Board of Supervisors	
1	2	3	4	5	6	7
2173 DESIG-GENERAL	$ 96,744	$	$	$ 1,132	$ 1,132	$ 97,876
TOTAL 22158 BKFD PLANNED SEWER #2	**$ 96,744**	**$**	**$**	**$ 1,132**	**$ 1,132**	**$ 97,876**
22160 SHERIFF`S CAL-MMET						
2173 DESIG-GENERAL	$ 13,095	$ 133	$ 133	$	$	$ 12,962
TOTAL 22160 SHERIFF`S CAL-MMET	**$ 13,095**	**$ 133**	**$ 133**	**$**	**$**	**$ 12,962**
22161 HIDTA-STATE ASSET FORFEIT						
2173 DESIG-GENERAL	$ 163,366	$ 6,805	$ 6,805	$	$	$ 156,561
TOTAL 22161 HIDTA-STATE ASSET FORFEIT	**$ 163,366**	**$ 6,805**	**$ 6,805**	**$**	**$**	**$ 156,561**
22162 CAL-MMET-STATE ASSET FORFEIT						
2173 DESIG-GENERAL	$ 661,674	$	$	$ 149,450	$ 149,450	$ 811,124
TOTAL 22162 CAL-MMET-STATE ASSET FORFEIT	**$ 661,674**	**$**	**$**	**$ 149,450**	**$ 149,450**	**$ 811,124**
22163 HIGH TECH EQUIPMENT						
2173 DESIG-GENERAL	$ 3,921	$	$	$ 12	$ 12	$ 3,933
TOTAL 22163 HIGH TECH EQUIPMENT	**$ 3,921**	**$**	**$**	**$ 12**	**$ 12**	**$ 3,933**
22164 BKFD PLANNED SEWER #3						
2173 DESIG-GENERAL	$ 434	$	$	$ 12	$ 12	$ 446
TOTAL 22164 BKFD PLANNED SEWER #3	**$ 434**	**$**	**$**	**$ 12**	**$ 12**	**$ 446**
22166 BKFD PLANNED SEWER #4						
2173 DESIG-GENERAL	$ 4,004	$	$	$ 2,465	$ 2,465	$ 6,469
TOTAL 22166 BKFD PLANNED SEWER #4	**$ 4,004**	**$**	**$**	**$ 2,465**	**$ 2,465**	**$ 6,469**
22167 BKFD PLANNED SEWER #5						
2173 DESIG-GENERAL	$ 7,088	$ 400	$ 400	$	$	$ 6,688
TOTAL 22167 BKFD PLANNED SEWER #5	**$ 7,088**	**$ 400**	**$ 400**	**$**	**$**	**$ 6,688**
22173 CO PLANNED SEWER AREA A						
2173 DESIG-GENERAL	$ 14,841	$	$	$ 2,307	$ 2,307	$ 17,148
TOTAL 22173 CO PLANNED SEWER AREA A	**$ 14,841**	**$**	**$**	**$ 2,307**	**$ 2,307**	**$ 17,148**
22176 HEALTH-BIO TERRORISM GRANT						
2173 DESIG-GENERAL	$	$	$	$ 263,147	$ 263,147	$ 263,147
TOTAL 22176 HEALTH-BIO TERRORISM GRANT	**$**	**$**	**$**	**$ 263,147**	**$ 263,147**	**$ 263,147**
22177 CO PLANNED SEWER AREA B						
2173 DESIG-GENERAL	$ 211	$	$	$ 6	$ 6	$ 217
TOTAL 22177 CO PLANNED SEWER AREA B	**$ 211**	**$**	**$**	**$ 6**	**$ 6**	**$ 217**
22184 CSA #71 SEPTIC ABANDONMENT						
2173 DESIG-GENERAL	$ 238,206	$	$	$ 36,820	$ 36,820	$ 275,026

State Controller Schedules
County Budget Act
January 2010

COUNTY OF KERN
Obligated Fund Balances - By Governmental Funds
Fiscal Year 2011-12

Schedule 4

Description	Obligated Fund Balances June 30, 2011	Decreases or Cancellations: CAO Recommended	Decreases or Cancellations: Adopted by the Board of Supervisors	Increases or New: CAO Recommended	Increases or New: Adopted by the Board of Supervisors	Total Obligated Fund Balances the Budget Year
1	2	3	4	5	6	7
TOTAL 22184 CSA #71 SEPTIC ABANDONMENT	**$ 238,206**	**$**	**$**	**$ 36,820**	**$ 36,820**	**$ 275,026**
22185 WRAPAROUND SAVINGS						
2173 DESIG-GENERAL	$ 483,041	$	$	$ 1,798,807	$ 1,798,807	$ 2,281,848
TOTAL 22185 WRAPAROUND SAVINGS	**$ 483,041**	**$**	**$**	**$ 1,798,807**	**$ 1,798,807**	**$ 2,281,848**
22187 RECORDERS ELECTRONIC RECORDING						
2173 DESIG-GENERAL	$ 306,821	$	$	$ 89,171	$ 89,171	$ 395,992
TOTAL 22187 RECORDERS ELECTRONIC RECORDING	**$ 306,821**	**$**	**$**	**$ 89,171**	**$ 89,171**	**$ 395,992**
22188 FIREWORKS VIOLATIONS						
2173 DESIG-GENERAL	$ 942	$	$	$ 19,927	$ 19,927	$ 20,869
TOTAL 22188 FIREWORKS VIOLATIONS	**$ 942**	**$**	**$**	**$ 19,927**	**$ 19,927**	**$ 20,869**
24024 DA FAMILY - EXCESS REVENUE						
2173 DESIG-GENERAL	$ 366,317	$	$	$ 1,628	$ 1,628	$ 367,945
TOTAL 24024 DA FAMILY - EXCESS REVENUE	**$ 366,317**	**$**	**$**	**$ 1,628**	**$ 1,628**	**$ 367,945**
24028 D.A.-FEDERAL FORFEITURE						
2173 DESIG-GENERAL	$ 68,116	$ 28,693	$ 28,693	$	$	$ 39,423
TOTAL 24028 D.A.-FEDERAL FORFEITURE	**$ 68,116**	**$ 28,693**	**$ 28,693**	**$**	**$**	**$ 39,423**
24038 DA-COURT ORDERED PENALTIES						
2173 DESIG-GENERAL	$ 1,495,285	$ 198,371	$ 198,371	$	$	$ 1,296,914
TOTAL 24038 DA-COURT ORDERED PENALTIES	**$ 1,495,285**	**$ 198,371**	**$ 198,371**	**$**	**$**	**$ 1,296,914**
24039 HOPST PREPAREDNESS PRGM GRANT						
2173 DESIG-GENERAL	$ 15,362	$ 14,696	$ 14,696	$	$	$ 666
TOTAL 24039 HOPST PREPAREDNESS PRGM GRANT	**$ 15,362**	**$ 14,696**	**$ 14,696**	**$**	**$**	**$ 666**
24041 EMS WEEK - DONATIONS						
2173 DESIG-GENERAL	$ 24,319	$	$	$ 130	$ 130	$ 24,449
TOTAL 24041 EMS WEEK - DONATIONS	**$ 24,319**	**$**	**$**	**$ 130**	**$ 130**	**$ 24,449**
24042 FIRE DEPT DONATIONS						
2173 DESIG-GENERAL	$ 68,308	$	$	$ 12,849	$ 12,849	$ 81,157
TOTAL 24042 FIRE DEPT DONATIONS	**$ 68,308**	**$**	**$**	**$ 12,849**	**$ 12,849**	**$ 81,157**
24043 STATE FIRE						
2173 DESIG-GENERAL	$ 3,132,041	$	$	$ 94,856	$ 94,856	$ 3,226,897
TOTAL 24043 STATE FIRE	**$ 3,132,041**	**$**	**$**	**$ 94,856**	**$ 94,856**	**$ 3,226,897**
24044 FIRE-HAZARD REDUCTION						
2173 DESIG-GENERAL	$ 522,824	$ 165,143	$ 165,143	$	$	$ 357,681
TOTAL 24044 FIRE-HAZARD REDUCTION	**$ 522,824**	**$ 165,143**	**$ 165,143**	**$**	**$**	**$ 357,681**

State Controller Schedules
County Budget Act
January 2010

COUNTY OF KERN
Obligated Fund Balances - By Governmental Funds
Fiscal Year 2011-12

Schedule 4

Description	Obligated Fund Balances June 30, 2011	Decreases or Cancellations		Increases or New		Total Obligated Fund Balances the Budget Year
		CAO Recommended	Adopted by the Board of Supervisors	CAO Recommended	Adopted by the Board of Supervisors	
1	2	3	4	5	6	7
24047 FIRE-HELICOPTER OPERATIONS						
2173 DESIG-GENERAL	$ 452,003	$	$	$ 52,325	$ 52,325	$ 504,328
TOTAL 24047 FIRE-HELICOPTER OPERATIONS	**$ 452,003**	**$**	**$**	**$ 52,325**	**$ 52,325**	**$ 504,328**
24050 MOBILE FIRE KITCHEN						
2173 DESIG-GENERAL	$ 2,921	$	$	$ 61	$ 61	$ 2,982
TOTAL 24050 MOBILE FIRE KITCHEN	**$ 2,921**	**$**	**$**	**$ 61**	**$ 61**	**$ 2,982**
24057 INMATE WELF-SHER CORRECTION FC						
2173 DESIG-GENERAL	$ 4,770,051	$	$	$ 999,972	$ 999,972	$ 5,770,023
TOTAL 24057 INMATE WELF-SHER CORRECTION FC	**$ 4,770,051**	**$**	**$**	**$ 999,972**	**$ 999,972**	**$ 5,770,023**
24060 JUVENILE INMATE WELFARE						
2173 DESIG-GENERAL	$ 173,473	$ 34,301	$ 34,301	$	$	$ 139,172
TOTAL 24060 JUVENILE INMATE WELFARE	**$ 173,473**	**$ 34,301**	**$ 34,301**	**$**	**$**	**$ 139,172**
24066 KERN CO CHILDREN`S						
2173 DESIG-GENERAL	$ 105,623	$ 17,381	$ 17,381	$	$	$ 88,242
TOTAL 24066 KERN CO CHILDREN`S	**$ 105,623**	**$ 17,381**	**$ 17,381**	**$**	**$**	**$ 88,242**
24067 KERN CO LIBRARY TRUST FUND						
2173 DESIG-GENERAL	$ 485,008	$	$	$ 206,277	$ 206,277	$ 691,285
TOTAL 24067 KERN CO LIBRARY TRUST FUND	**$ 485,008**	**$**	**$**	**$ 206,277**	**$ 206,277**	**$ 691,285**
24088 CORE AREA METRO BFLD IMP FEE						
2173 DESIG-GENERAL	$ 2,342,903	$	$	$ 56,802	$ 56,802	$ 2,399,705
TOTAL 24088 CORE AREA METRO BFLD IMP FEE	**$ 2,342,903**	**$**	**$**	**$ 56,802**	**$ 56,802**	**$ 2,399,705**
24089 METRO BFLD TRANSPORT IMP FEE						
2173 DESIG-GENERAL	$ 10,976,239	$ 846,016	$ 846,016	$	$	$ 10,130,223
TOTAL 24089 METRO BFLD TRANSPORT IMP FEE	**$ 10,976,239**	**$ 846,016**	**$ 846,016**	**$**	**$**	**$ 10,130,223**
24091 ROSAMOND TRANSPORT IMP FEE						
2173 DESIG-GENERAL	$ 593,027	$ 269,512	$ 269,512	$	$	$ 323,515
TOTAL 24091 ROSAMOND TRANSPORT IMP FEE	**$ 593,027**	**$ 269,512**	**$ 269,512**	**$**	**$**	**$ 323,515**
24094 SOLID WASTE ENFORCEMENT						
2173 DESIG-GENERAL	$ 349,747	$ 122,193	$ 122,193	$	$	$ 227,554
TOTAL 24094 SOLID WASTE ENFORCEMENT	**$ 349,747**	**$ 122,193**	**$ 122,193**	**$**	**$**	**$ 227,554**
24095 BAKERSFIELD MITIGATION						
2173 DESIG-GENERAL	$ 1,081,454	$ 407,559	$ 407,559	$	$	$ 673,895
TOTAL 24095 BAKERSFIELD MITIGATION	**$ 1,081,454**	**$ 407,559**	**$ 407,559**	**$**	**$**	**$ 673,895**
24096 TEH TRANSP IMPACT FEE CORE						

State Controller Schedules
County Budget Act
January 2010

COUNTY OF KERN
Obligated Fund Balances - By Governmental Funds
Fiscal Year 2011-12

Schedule 4

Description	Obligated Fund Balances June 30, 2011	Decreases or Cancellations		Increases or New		Total Obligated Fund Balances the Budget Year
		CAO Recommended	Adopted by the Board of Supervisors	CAO Recommended	Adopted by the Board of Supervisors	
1	2	3	4	5	6	7
2173 DESIG-GENERAL	$ 12,309	$ 106	$ 106	$	$	$ 12,203
TOTAL 24096 TEH TRANSP IMPACT FEE CORE	**$ 12,309**	**$ 106**	**$ 106**	**$**	**$**	**$ 12,203**
24097 TEH TRANSP IMPACT FEE NON-CORE						
2173 DESIG-GENERAL	$ 1,249,885	$	$	$ 54,670	$ 54,670	$ 1,304,555
TOTAL 24097 TEH TRANSP IMPACT FEE NON-CORE	**$ 1,249,885**	**$**	**$**	**$ 54,670**	**$ 54,670**	**$ 1,304,555**
24105 JAMISON CENTER						
2173 DESIG-GENERAL	$ 105,289	$ 166	$ 166	$	$	$ 105,123
TOTAL 24105 JAMISON CENTER	**$ 105,289**	**$ 166**	**$ 166**	**$**	**$**	**$ 105,123**
24125 STRONG MOT INSTRUMENTATION						
2173 DESIG-GENERAL	$ 47,180	$	$	$ 45,939	$ 45,939	$ 93,119
TOTAL 24125 STRONG MOT INSTRUMENTATION	**$ 47,180**	**$**	**$**	**$ 45,939**	**$ 45,939**	**$ 93,119**
24126 TOBACCO EDUCATION CONTROL PROG						
2173 DESIG-GENERAL	$ 3,499	$	$	$ 33,002	$ 33,002	$ 36,501
TOTAL 24126 TOBACCO EDUCATION CONTROL PROG	**$ 3,499**	**$**	**$**	**$ 33,002**	**$ 33,002**	**$ 36,501**
24137 VITAL & HEALTH STAT-HEALTH DPT						
2173 DESIG-GENERAL	$ 520	$	$	$ 75,387	$ 75,387	$ 75,907
TOTAL 24137 VITAL & HEALTH STAT-HEALTH DPT	**$ 520**	**$**	**$**	**$ 75,387**	**$ 75,387**	**$ 75,907**
24138 VITAL & HEALTH STAT-RECORDER						
2173 DESIG-GENERAL	$ 325,648	$ 72,325	$ 72,325	$	$	$ 253,323
TOTAL 24138 VITAL & HEALTH STAT-RECORDER	**$ 325,648**	**$ 72,325**	**$ 72,325**	**$**	**$**	**$ 253,323**
24139 VITAL & HEALTH STAT-CO. CLERK						
2173 DESIG-GENERAL	$ 216	$	$	$ 304	$ 304	$ 520
TOTAL 24139 VITAL & HEALTH STAT-CO. CLERK	**$ 216**	**$**	**$**	**$ 304**	**$ 304**	**$ 520**
25120 PARCEL MAP IN-LIEU FEES						
2173 DESIG-GENERAL	$ 757,830	$ 102,850	$ 102,850	$	$	$ 654,980
TOTAL 25120 PARCEL MAP IN-LIEU FEES	**$ 757,830**	**$ 102,850**	**$ 102,850**	**$**	**$**	**$ 654,980**
26000 ARRA AGING & ADULT (STIMULUS)						
2173 DESIG-GENERAL	$	$	$	$ 453	$ 453	$ 453
TOTAL 26000 ARRA AGING & ADULT (STIMULUS)	**$**	**$**	**$**	**$ 453**	**$ 453**	**$ 453**
26001 ARRA JUSTICE ASSISTANCE						
2173 DESIG-GENERAL	$ 103,019	$	$	$	$	$ 103,019
TOTAL 26001 ARRA JUSTICE ASSISTANCE	**$ 103,019**	**$**	**$**	**$**	**$**	**$ 103,019**
TOTAL SPECIAL REVENUE FUNDS	**$ 84,639,521**	**$ 14,215,592**	**$ 14,215,592**	**$ 32,422,317**	**$ 32,422,317**	**$ 102,846,246**

State Controller Schedules
County Budget Act
January 2010

COUNTY OF KERN
Obligated Fund Balances - By Governmental Funds
Fiscal Year 2011-12

Schedule 4

Description	Obligated Fund Balances June 30, 2011	Decreases or Cancellations: CAO Recommended	Decreases or Cancellations: Adopted by the Board of Supervisors	Increases or New: CAO Recommended	Increases or New: Adopted by the Board of Supervisors	Total Obligated Fund Balances the Budget Year
1	2	3	4	5	6	7
CAPITAL PROJECT FUND						
00004 ACO-GENERAL						
2156 DESIG-INFRASTRUCTURE REPLACMNT	$ 14,166,647	$ 4,409,382	$ 4,409,382	$	$	$ 9,757,265
2173 DESIG-GENERAL	1,167,673	1,167,673	1,167,673			
TOTAL 00004 ACO-GENERAL	**$ 15,334,320**	**$ 5,577,055**	**$ 4,409,382**	**$**	**$**	**$ 9,757,265**
00012 ACO-STRUCTURAL FIRE						
2136 RESERVE-TAX LITIGATION	$ 9,171	$ 9,171	$ 9,171	$	$	$
2173 DESIG-GENERAL	261,809			10,819	10,819	272,628
TOTAL 00012 ACO-STRUCTURAL FIRE	**$ 270,980**	**$ 9,171**	**$ 9,171**	**$ 10,819**	**$ 10,819**	**$ 272,628**
00155 SEVENTH STANDARD ROAD PROJ						
2173 DESIG-GENERAL	$ 1,154,950	$ 167,572	$ 167,572	$	$	$ 987,378
TOTAL 00155 SEVENTH STANDARD ROAD PROJ	**$ 1,154,950**	**$ 167,572**	**$ 167,572**	**$**	**$**	**$ 987,378**
00156 WHEELER RIDGE OVERPASS						
2173 DESIG-GENERAL	$ 61,395	$ 15,701	$ 15,701	$	$	$ 45,694
TOTAL 00156 WHEELER RIDGE OVERPASS	**$ 61,395**	**$ 15,701**	**$ 15,701**	**$**	**$**	**$ 45,694**
00220 7TH STANDARD WIDENING PROJECT						
2173 DESIG-GENERAL	$ 37,845	$	$	$ 50,008	$ 50,008	$ 87,853
TOTAL 00220 7TH STANDARD WIDENING PROJECT	**$ 37,845**	**$**	**$**	**$ 50,008**	**$ 50,008**	**$ 87,853**
00221 2009 COP CAPITAL PROJECTS						
2173 DESIG-GENERAL	$ 32,328	$	$	$ 21,043	$ 21,043	$ 53,371
TOTAL 00221 2009 COP CAPITAL PROJECTS	**$ 32,328**	**$**	**$**	**$ 21,043**	**$ 21,043**	**$ 53,371**
00222 HAGEMAN ROAD SOG FUND						
2173 DESIG-GENERAL	$ 9,522	$	$	$ 46,453	$ 46,453	$ 55,975
TOTAL 00222 HAGEMAN ROAD SOG FUND	**$ 9,522**	**$**	**$**	**$ 46,453**	**$ 46,453**	**$ 55,975**
00235 TOBACCO SECUR PROCEEDS-CP FUND						
2151 DESIGN-CASH WITH TRUSTEE	$ 35,144,914	$	$	$	$	$ 35,144,914
2173 DESIG-GENERAL	1,310,221	20,246	20,246			1,289,975
TOTAL 00235 TOBACCO SECUR PROCEEDS-CP FUND	**$ 36,455,135**	**$ 20,246**	**$**	**$**	**$**	**$ 36,434,889**
40390 REXLAND ACRES SEWER IMPRVMNT						
2173 DESIG-GENERAL	$ 104,056	$ 1,011	$ 1,011	$	$	$ 103,045
TOTAL 40390 REXLAND ACRES SEWER IMPRVMNT	**$ 104,056**	**$ 1,011**	**$ 1,011**	**$**	**$**	**$ 103,045**
TOTAL CAPITAL PROJECT FUNDS	**$ 53,460,531**	**$ 5,790,756**	**$ 5,196,797**	**$ 128,323**	**$ 128,323**	**$ 47,798,098**
DEBT SERVICE FUND						

State Controller Schedules
County Budget Act
January 2010

COUNTY OF KERN
Obligated Fund Balances - By Governmental Funds
Fiscal Year 2011-12

Schedule 4

Description	Obligated Fund Balances June 30, 2011	Decreases or Cancellations		Increases or New		Total Obligated Fund Balances the Budget Year
		CAO Recommended	Adopted by the Board of Supervisors	CAO Recommended	Adopted by the Board of Supervisors	
1	2	3	4	5	6	7
40372 BELLE VISTA EST BOND REDEMPTN						
2173 DESIG-GENERAL	$ 178	$ 88	$ 88	$	$	$ 90
TOTAL 40372 BELLE VISTA EST BOND REDEMPTN	**$ 178**	**$ 88**	**$ 88**	**$**	**$**	**$ 90**
40381 SW SHAFTER WATER PROJECT						
2173 DESIG-GENERAL	$ 15,763	$	$	$ 8,043	$ 8,043	$ 23,806
TOTAL 40381 SW SHAFTER WATER PROJECT	**$ 15,763**	**$**	**$**	**$ 8,043**	**$ 8,043**	**$ 23,806**
40391 REXLAND ACRES SEWER						
2173 DESIG-GENERAL	$ 111,525	$	$	$ 37,740	$ 37,740	$ 149,265
TOTAL 40391 REXLAND ACRES SEWER	**$ 111,525**	**$**	**$**	**$ 37,740**	**$ 37,740**	**$ 149,265**
TOTAL DEBT SERVICE FUNDS	**$ 127,466**	**$ 88**	**$ 88**	**$ 45,783**	**$ 45,783**	**$ 173,161**
TOTAL GOVERNMENTAL FUNDS	**$ 233,671,000**	**$ 63,173,181**	**$ 40,995,849**	**$ 102,395,213**	**$ 97,176,113**	**$ 267,673,932**
Arithmetic Results						COL 2-4+6
Total Transferred From					SCH 7, COL 5	
Total Transferred To	SCH 3, COL'S 4&5		SCH 2, COL 3		SCH 2, COL 7	

State Controller Schedules
County Budget Act
January 2010

Schedule 5

COUNTY OF KERN
Summary of Additional Financing Sources by
Source and Fund
Governmental Funds
Fiscal Year 2011-12

Description	Actual 2009-10	Actual 2010-11	CAO Recommended 2011-12	Adopted by the Board of Supervisors 2011-12
1	2	3	4	5
SUMMARIZATION BY SOURCE				
TAXES	$ 341,961,232	$ 375,547,669	$ 380,108,206	$ 380,108,206
LICENSES, PERMITS & FRANCHISES	15,936,692	19,858,036	17,737,085	17,737,085
FINES, FORFEITURES & PENALTIES	25,628,758	25,455,455	25,518,113	25,518,113
REV FROM USE OF MONEY & PROP	14,245,090	13,138,487	15,523,051	15,523,051
INTERGOVERNMENTAL REVENUES	704,704,673	664,058,475	648,931,837	648,931,837
CHARGES FOR SERVICES	161,076,788	162,364,466	154,185,192	154,185,192
MISCELLANEOUS REVENUES	23,255,636	35,133,277	15,124,196	15,124,196
OTHER FINANCING SOURCES	241,338,125	253,192,774	213,181,266	213,181,266
TOTAL SUMMARIZATION BY SOURCE	**$ 1,528,146,994**	**$ 1,548,748,639**	**$ 1,470,308,946**	**$ 1,470,308,946**
SUMMARIZATION BY FUND				
00001 GENERAL	$ 629,568,668	$ 650,292,039	$ 652,717,903	$ 652,717,903
00003 FISCAL STABILITY FUND	24,670,895	18,000,000		
00004 ACO-GENERAL	258,457	209,827	215,942	215,942
00007 ROAD	59,589,569	50,436,836	47,387,794	47,387,794
00011 STRUCTURAL FIRE	119,623,443	123,862,113	127,059,823	127,059,823
00012 ACO-STRUCTURAL FIRE	4,596	2,847	3,400	3,400
00120 BUILDING INSPECTION	3,213,472	6,628,469	3,066,810	3,066,810
00130 DEPT OF HUMAN SERVICES-ADMIN.	181,510,030	147,891,200	162,729,056	162,729,056
00140 HUMAN SERVICES-DIRECT FIN AID	204,574,611	220,103,877	213,502,466	213,502,466
00141 MENTAL HEALTH FUND	104,042,562	99,465,948	111,259,397	111,259,397
00145 AGING AND ADULT SERVICES	12,604,297	12,218,559	11,682,917	11,682,917
00155 SEVENTH STANDARD ROAD PROJ	3,160,759	2,309,980	20,000	20,000
00156 WHEELER RIDGE OVERPASS	1,986,411	280,846	2,200	2,200
00160 WILDLIFE RESOURCES	4,468	6,185	6,400	6,400
00161 TEHACHAPI MT FOREST PARK FUND	618	58	10,050	10,050
00162 GRAFFITI ABATEMENT	1,554			
00163 PROBATION DJJ REALIGNMENT FUND	3,153,014	2,847,975	2,848,568	2,848,568

State Controller Schedules
County Budget Act
January 2010

Schedule 5

COUNTY OF KERN
Summary of Additional Financing Sources by
Source and Fund
Governmental Funds
Fiscal Year 2011-12

Description	Actual 2009-10	Actual 2010-11	CAO Recommended 2011-12	Adopted by the Board of Supervisors 2011-12
1	2	3	4	5
00164 REAL ESTATE FRAUD	197,726	191,786	175,000	175,000
00165 LITTER CLEAN UP	5,892	4,570	6,700	6,700
00170 OFF HWY MV LIC	153,354	145,014	140,000	140,000
00171 PL LOC DRN-SHAL	183	113	152	152
00172 PL LOC DRN-BRUND	2,184	1,352	1,804	1,804
00173 PL LOC DRN-ORNGW	12,464	6,095	8,127	8,127
00174 PL LOC DRN-BRECK	596	369	493	493
00175 RANGE IMP SEC 15	7,969	9,243	10,013	10,013
00176 PL LOC DRN-OILDL	1,749	1,085	1,446	1,446
00177 RANGE IMP SEC 3	1,583	983	2,500	2,500
00178 INFORMATIONAL KIOSK FUND	8,707	1,850		
00179 PROBATION TRN FD	194,073	229,811	222,560	222,560
00180 DNA IDENTIFICATION	546,501	619,288	678,000	678,000
00181 LOCAL PUBLIC SAFETY	52,268,215	51,918,794	54,225,367	54,225,367
00182 SHER FAC TRNG FD	168,306	209,652	160,000	160,000
00183 KERN CO DEPT OF CHILD SUPPORT	21,604,270	22,139,726	22,370,476	22,370,476
00184 AUTOMATED FINGERPRINT FUND	358,633	388,080	330,000	330,000
00186 JUV JUST FAC TEMP CONST	610	375		
00187 EMERGENCY MEDICAL SERVICES FND	2,211,720	2,101,657	1,967,426	1,967,426
00188 AUTOMATED CO WARRANT SYSTEM	78,789	80,165	91,000	91,000
00190 DOMESTIC VIOL PG	144,589	134,238	136,000	136,000
00191 CRIMINAL JUS FACILITIES CONST	3,436,169	3,854,573	4,214,000	4,214,000
00192 RECORDER			3,846,274	3,846,274
00193 COURTHOUSE CONSTRUCTION FUND	59,087	37,960		
00194 RECORDER`S SSN TRUNCATION	181,502	177,471	180,183	180,183
00195 ALCOHOLISM PROG	115,836	122,836	105,000	105,000
00196 ALCOHOL ABUSE EDUCATION/PREV	98,380	105,481	78,000	78,000
00197 DRUG PROGRAM FUND	35,520	26,258	22,000	22,000
00198 RECORDERS MODERNIZATION FUND	791,734	642,200	624,680	624,680
00199 MICROGRAPHIC-RCD	181,426	177,455	180,169	180,169

State Controller Schedules
County Budget Act
January 2010

Schedule 5

COUNTY OF KERN
Summary of Additional Financing Sources by
Source and Fund
Governmental Funds
Fiscal Year 2011-12

Description	Actual 2009-10	Actual 2010-11	CAO Recommended 2011-12	Adopted by the Board of Supervisors 2011-12
1	2	3	4	5
00220 7TH STANDARD WIDENING PROJECT	14,058,853	16,475,195	24,000	24,000
00221 2009 COP CAPITAL PROJECTS	10,979,953	24,373,832		
00222 HAGEMAN ROAD SOG FUND	9,522	11,998,899	20,000	20,000
00235 TOBACCO SECUR PROCEEDS-CP FUND	43,169	1,277,754	1,000,000	1,000,000
00264 TAX LOSS RESERVE	7,482,155	7,550,678	6,800,000	6,800,000
00266 REDEMPTION SYSTEMS	229,276	231,116	654,428	654,428
00270 ABATEMENT COST	16,875	97,123		
22020 A-C FARM ADV AGRI RESEARCH	6,085	95		
22021 ANIMAL CARE DONATIONS	12,133	9,469	11,300	11,300
22023 ANIMAL CARE	1,051	651	650	650
22027 STERILIZATION FUND		19,861	33,000	33,000
22036 BOARD OF TRADE-ADVERTISING	52,630	63,956	53,500	53,500
22042 GENERAL PLAN ADMIN SURCHARGE	364,157	266,591	356,000	356,000
22045 CO-WIDE CRIME PREV. P.C.1202.5	599	716		
22064 D.A.-LOCAL FORFEITURE TRUST	119,690	70,853	50,000	50,000
22066 SOLID WASTE-LEA GRANT		29,785	30,500	30,500
22067 HEALTH-LOCAL OPTION	6,850	333	500	500
22068 HLTH-STATE L.U.S.T. PROG	40,171	51,673		
22069 PUBLIC HEALTH MISCELLANEOUS	87,788	148,176	8,366	8,366
22072 HEALTH-FAX DEATH CERTIFICATES	5,529	1,577		
22073 HEALTH-MAA/TCM		111,316	99,995	99,995
22074 H1N1 PUB HLTH EMERG RESP FUNDS	1,886,610	260,076	5,447	5,447
22076 CHILD RESTRAINT LOANER PRG	25,087	122,736	62,579	62,579
22079 D. A. EQUIPMENT/AUTOMATION	7,836	6,782	5,000	5,000
22081 MH-PROP 36 SUB A & CRIME PREV	35,105			
22082 KCIRT	54	22	500	500
22085 MENTAL HEALTH SERVICES ACT	21,664,635	41,694,009	18,913,781	18,913,781
22086 MHSA PRUDENT RESERVE	7,865,710	84,948	50,000	50,000
22087 CRIMINALISTICS LABORATORIES	143,655	23,059	130,000	130,000
22098 PROBATION ASSET FORFEITURE	3,958	6,312	500	500

State Controller Schedules
County Budget Act
January 2010

Schedule 5

COUNTY OF KERN
Summary of Additional Financing Sources by
Source and Fund
Governmental Funds
Fiscal Year 2011-12

Description	Actual 2009-10	Actual 2010-11	CAO Recommended 2011-12	Adopted by the Board of Supervisors 2011-12
1	2	3	4	5
22116 HEALTH-NNFP	102,290	208,246	100,000	100,000
22121 TRUCK 21 REPLACEMENT	158,630	4,810		
22122 FIXED WING AIRCRAFT	119,141	179,504	4,766	4,766
22123 VEHICLE/APPARATUS	6,971	5,954	16,624	16,624
22125 HAZARDOUS WASTE SETTLEMNTS	170,664	80,889	50,000	50,000
22127 SHERIFF`S CAL-ID	692,715	681,467	690,000	690,000
22128 SHERIFF`S CIVIL SUBPOENAS	(64,330)	5,850	5,500	5,500
22129 KNET-SPC ASSET FORFEITURE REV	78,787	53,319	32,500	32,500
22131 SHERIFF`S DRUG ABUSE GANG DIVR	12,676	14,306	24,000	24,000
22132 SHERIFF`S TRAINING	185,282	115,761	173,740	173,740
22133 SHERIFF-WORK RELEASE	520,590	549,042	529,500	529,500
22137 SHERIFF-STATE FORFEITURE	95,316	42,301	15,000	15,000
22138 SHERIFF`S CIVIL AUTOMATED	129,580	160,140	127,500	127,500
22140 SHERIFFS FIREARMS	17,767	36,304	35,500	35,500
22141 SHERIFF-JUDGEMENT DEBTORS FEE	186,950	196,206	160,000	160,000
22142 SHERIFF`S COMM RESOURCES	1,525	828	1,000	1,000
22143 SHERIFF`S VOLUNTEER SERV GRP	6,828	7,795	7,000	7,000
22144 SHER-CONTROLLED SUBTANCE	1,013,884	61,877	66,500	66,500
22153 BKFD PLANNED SEWER #1	61,937	11,808	11,808	11,808
22156 DIVCA LOCAL FRANCHISE FEE	35,941	360,892	280,600	280,600
22158 BKFD PLANNED SEWER #2	5,047	3,107	4,142	4,142
22160 SHERIFF`S CAL-MMET	219	136	130	130
22161 HIDTA-STATE ASSET FORFEIT	15,345	1,595	7,500	7,500
22162 CAL-MMET-STATE ASSET FORFEIT	61,996	96,450	89,000	89,000
22163 HIGH TECH EQUIPMENT	66	41	45	45
22164 BKFD PLANNED SEWER #3	50	31	41	41
22166 BKFD PLANNED SEWER #4	1,082	1,995	1,778	1,778
22167 BKFD PLANNED SEWER #5	9,888	6,041	8,054	8,054
22173 CO PLANNED SEWER AREA A	1,181	1,686	2,248	2,248
22176 HEALTH-BIO TERRORISM GRANT	975,565	1,231,468	685,749	685,749

State Controller Schedules
County Budget Act
January 2010

Schedule 5

COUNTY OF KERN
Summary of Additional Financing Sources by
Source and Fund
Governmental Funds
Fiscal Year 2011-12

Description	Actual 2009-10	Actual 2010-11	CAO Recommended 2011-12	Adopted by the Board of Supervisors 2011-12
1	2	3	4	5
22177 CO PLANNED SEWER AREA B	24	15	20	20
22184 CSA #71 SEPTIC ABANDONMENT	9,483	27,232	36,309	36,309
22185 WRAPAROUND SAVINGS	1,704,096	2,141,440	4,751,448	4,751,448
22187 RECORDERS ELECTRONIC RECORDING	184,929	180,337	188,637	188,637
22188 FIREWORKS VIOLATIONS	26,353	20,074	25,015	25,015
24024 DA FAMILY - EXCESS REVENUE	6,473	4,007	4,000	4,000
24028 D.A.-FEDERAL FORFEITURE	25,554	11,306	1,500	1,500
24038 DA-COURT ORDERED PENALTIES	82,135	75,510	50,000	50,000
24039 HOPST PREPAREDNESS PRGM GRANT	(3,363)	(14,548)	447,745	447,745
24041 EMS WEEK - DONATIONS	172	255	910	910
24042 FIRE DEPT DONATIONS	5,674	7,292	2,028	2,028
24043 STATE FIRE	789,222	248,340	93,016	93,016
24044 FIRE-HAZARD REDUCTION	417,383	321,257	15,720	15,720
24047 FIRE-HELICOPTER OPERATIONS	335,776	1,239,361	36,574	36,574
24050 MOBILE FIRE KITCHEN	107	31	87	87
24057 INMATE WELF-SHER CORRECTION FC	2,680,729	3,159,579	2,590,000	2,590,000
24060 JUVENILE INMATE WELFARE	28,701	22,899	22,000	22,000
24066 KERN CO CHILDREN`S	295,276	231,077	235,356	235,356
24067 KERN CO LIBRARY TRUST FUND	388,964	258,117	96,000	96,000
24088 CORE AREA METRO BFLD IMP FEE	408,967	48,518	173,607	173,607
24089 METRO BFLD TRANSPORT IMP FEE	1,299,231	1,313,743	1,763,445	1,763,445
24091 ROSAMOND TRANSPORT IMP FEE	171,962	43,587	48,599	48,599
24094 SOLID WASTE ENFORCEMENT	230,106	271,088	300,000	300,000
24095 BAKERSFIELD MITIGATION	76,633	39,753	56,697	56,697
24096 TEH TRANSP IMPACT FEE CORE	206	128	154	154
24097 TEH TRANSP IMPACT FEE NON-CORE	119,855	121,818	143,479	143,479
24105 JAMISON CENTER	11,047	13,798	12,000	12,000
24125 STRONG MOT INSTRUMENTATION	60,844	234,255	220,790	220,790
24126 TOBACCO EDUCATION CONTROL PROG	184,109	228,541	303,500	303,500
24137 VITAL & HEALTH STAT-HEALTH DPT	54,752	134,887	59,482	59,482

State Controller Schedules
County Budget Act
January 2010

Schedule 5

COUNTY OF KERN
Summary of Additional Financing Sources by
Source and Fund
Governmental Funds
Fiscal Year 2011-12

Description	Actual 2009-10	Actual 2010-11	CAO Recommended 2011-12	Adopted by the Board of Supervisors 2011-12
1	2	3	4	5
24138 VITAL & HEALTH STAT-RECORDER	92,089	86,414	85,597	85,597
24139 VITAL & HEALTH STAT-CO. CLERK	1,417	1,803	1,300	1,300
24300 OILDALE REVITALIZATION FUND			35,000	35,000
25120 PARCEL MAP IN-LIEU FEES	18,193	10,178	11,440	11,440
26000 ARRA AGING & ADULT (STIMULUS)	118,597	454		
26001 ARRA JUSTICE ASSISTANCE	875,464			
26004 KC ARRA ETR	13,389,568	2,601,777		
26005 ARRA ROADS	2,979,061	7,180,046	2,137,162	2,137,162
26006 ARRA ENERGY STIMULUS GRANT	50,303	1,225,537	2,312,519	2,312,519
26008 CAL-MMET ARRA JAG GRANT		80,232	120,000	120,000
40372 BELLE VISTA EST BOND REDEMPTN	89			
40381 SW SHAFTER WATER PROJECT	10,771	13,516	15,443	15,443
40390 REXLAND ACRES SEWER IMPRVMNT	246,738			
40391 REXLAND ACRES SEWER	181,394	182,304	182,000	182,000
TOTAL SUMMARIZATION BY FUND	**$ 1,528,146,994**	**$ 1,548,748,639**	**$ 1,470,308,946**	**$ 1,470,308,946**
Total Transferred From	SCH 6, COL 4	SCH 6, COL 5	SCH 6, COL 6	SCH 6, COL 7
Total Transferred To				SCH 2, COL 4
Summarization Totals Must Equal				Total by Source = Total by Fund

State Controller Schedules
County Budget Act
January 2010

COUNTY OF KERN
Detail of Additional Financing Sources by Fund and Account
Governmental Funds
Fiscal Year 2011-12

Schedule 6

Fund Name	Financing Source Category	Financing Source Account	Actual 2009-10	Actual 2010-11	CAO Recommended 2011-12	Adopted by the Board of Supervisors 2011-12
1	2	3	4	5	6	7
GENERAL FUNDS						
GENERAL						
	CHARGES FOR SERVICES					
		CHARGES FOR CURRENT SERVICES				
	4303	SPECIAL ASSESSMENTS-CURRENT	$ 213,904	$ 241,404	$ 240,000	$ 240,000
	4305	ASSESSMENT & TAX COLL FEES	200,765	205,597	194,000	194,000
	4307	SUPPL ROLL ASSESSMENT FEES	871,471	1,344,567	1,011,055	1,011,055
	4308	SEGREGATION/LIEN REMOVAL FEE	2,005	6,850	3,000	3,000
	4309	REDEMTION INST PLAN FEE	79,700	76,500	81,000	81,000
	4311	TAX DEEDED FEE	26,309	21,324	17,150	17,150
	4312	M/H CLEARANCE CERTIFICATE FEE	1,055	1,530	900	900
	4315	PROPERTY TAX ADM CHARGES-2557	2,183,008	1,601,533	1,706,615	1,706,615
	4326	AIRCRAFT EXEMPION FEES	525	490		
	4327	SMARA ADMINISTRATION			24,340	24,340
	4335	INVESTMENT FEES	2,713,858	2,817,256	2,610,323	2,610,323
	4350	COMMUNICATION SERVICE	178,270	186,963	195,000	195,000
	4351	KGOV SERVICES-NON COUNTY	20,054	50,897	27,000	27,000
	4355	RADIO MAINTENANCE SERVICE				
	4370	ELECTION SERVICES	304,820	594,460	75,000	75,000
	4375	ELECTION SERVICES-FILING FEES	35,877	42,132	35,000	35,000
	4410	LEGAL SERVICES	3,948,397	4,099,617	3,966,799	3,966,799
	4430	ENVIRONMENTAL IMPACT REPORTS	1,919,184	2,116,792	3,096,910	3,096,910
	4432	SPECIFIC PLAN SURCHARGE	18,360	1,650		
	4433	MOBILE HOME PK PLOT PLN REVIEW	35	(3)	200	200
	4435	NEGATIVE DECLARATION	121,277	64,816	90,000	90,000
	4436	WIND GENERATED PLOT PLN REVIEW	1,320	880	660	660
	4438	PARCEL MAPS	138,549	101,268	110,000	110,000
	4441	MINOR PLAN MODIFICATIONS	6,140	4,840	6,520	6,520
	4444	LANDSCAPING PLOT PLAN REVIEW	50	150	150	150
	4445	GENERAL PLAN AMENDMENTS	86,020	80,165	130,000	130,000
	4448	CLUSTER COMBING SITE PL RVW			1,500	1,500
	4449	SPECIAL PLANNING DIST PLN RVW	7,870		200	200
	4450	TRACT MAPS	6,190	7,845	3,490	3,490
	4451	FLOOD HAZARD EVALUATION	133,956	96,640	111,000	111,000
	4452	STREETS/VACATIONS	13,055	11,440	12,030	12,030
	4454	ALQUIST-PRIOLO EVALUATION	1,700	1,010		

COUNTY OF KERN
Detail of Additional Financing Sources by Fund and Account
Governmental Funds
Fiscal Year 2011-12

Fund Name	Financing Source Category	Financing Source Account		Actual 2009-10	Actual 2010-11	CAO Recommended 2011-12	Adopted by the Board of Supervisors 2011-12
1	2	3		4	5	6	7
		4456	DEVELOPMENT AGREEMENT	9,261	4,476	3,000	3,000
		4457	MINING RECLAMATION ASSUR. RVW	37,153	41,828	36,000	36,000
		4458	SURFACE MINE INSPECTION	24,095	34,805	72,000	72,000
		4460	RESEARCH FEE	5,581	7,458	5,400	5,400
		4461	DRAINAGE PLN REV/MOBILEHOME PK		500		
		4465	PLANNING AND ENGINEERING SERV	90,230	140,266	177,120	177,120
		4468	HOUSE NUMBER ASSIGNMENT	6,780	6,565	5,000	5,000
		4469	MINE INT MGMT REVIEW	1,300	520	1,550	1,550
		4470	PROC & FILING FEES (ANNEX)	7,079	7,005	6,000	6,000
		4471	RECORD SURVEY MAPS EXAMS	4,756	5,402	5,400	5,400
		4473	TM/PM-TIME EXT IMPROV AGREEMNT	1,000	800	900	900
		4475	SUBSCRIPTION SERVICE	62		50	50
		4477	LIQUOR LICENSE DETERMINATION	4,000	2,000	2,000	2,000
		4480	APPEALS-ZONING	5,140	8,990	2,100	2,100
		4482	AMEND LAND USE CONTRACT	425	370	425	425
		4483	NOTICE OF NON-RENEWAL	5,040	2,790	2,790	2,790
		4485	APPEALS-OTHER	420	1,300	1,300	1,300
		4550	AGRICULTURAL SERVICES	1,406,434	1,620,986	1,437,497	1,437,497
		4565	SMALL CLAIMS ADVISORY SERVICE	20		50	50
		4570	CIVIL PROCESS SERVICES	418,019	421,218	431,102	431,102
		4571	CIVIL BENCH WARRANT SERV FEES	3,100	2,500	3,900	3,900
		4590	COURT FEES AND COSTS	31,703	42,863	55,900	55,900
		4591	MISC CIVIL/SMALL CLAIMS FEES	111		100	100
		4594	ADM ASSESSMENT-VC 40508.6 A&B	100			
		4595	COURT FEES-TRAFFIC SCHOOLS	2,765,205	3,389,039	3,750,000	3,750,000
		4596	COURT FEES-TRAFFIC SCHOOL ADM	2,073,393	2,107,773	2,457,000	2,457,000
		4597	COURT INSTALLMENT ACCOUNT FEE	35,787	31,814	36,000	36,000
		4598	JAIL-BOOKING CHARGE	705,763	1,234,976	850,000	850,000
		4620	ESTATE FEES	37,564	30,431	25,000	25,000
		4641	IMPOUNDS-LEASH LAW	35,274	38,068	33,810	33,810
		4642	POUND OPER & ADOPTION FEES	323,874	297,035	333,705	333,705
		4660	LAW ENFORCEMENT SERVICES	213,837	198,729	183,178	183,178
		4662	LAW ENFORCEMENT CONTRACT-WASCO	2,938,760	2,977,374	2,882,828	2,882,828
		4663	RIDGECREST JAIL AGREEMENT	246,195	249,664	259,669	259,669
		4664	LAW ENFORCEMENT CONT-MCFARLAND	(1,111,939)	(123,643)		
		4665	EXTRADITIONS-REIMBURSEMENTS		9,474	2,000	2,000
		4680	RECORDING FEES	1,745,115	1,672,216	221,800	221,800

State Controller Schedules County Budget Act January 2010	COUNTY OF KERN Detail of Additional Financing Sources by Fund and Account Governmental Funds Fiscal Year 2011-12	Schedule 6

Fund Name	Financing Source Category	Financing Source Account		Actual 2009-10	Actual 2010-11	CAO Recommended 2011-12	Adopted by the Board of Supervisors 2011-12
1	2	3		4	5	6	7
		4681	COPY & PROCESS FEES	643,453	630,764	295,000	295,000
		4701	IMPROVMNT PLAN CHECK FINAL MAP	39			
		4702	PARCEL MAP CHECKING FEE	105,151	50,761	60,000	60,000
		4704	IMPRVMNT PLAN CHECK PARCELMAP	60,918	14,964	12,000	12,000
		4705	FINAL MAP CHECKING FEE	7,660	1,430	1,200	1,200
		4706	REVISED PARCEL MAP CHECK FEE	200	200		
		4707	CODE ENFORCEMENT FEE	212,999	238,529	240,000	240,000
		4720	CHLD HLTH DISAB PREV-PM160	185,773	77,144	229,161	229,161
		4721	CLINIC FEES	343,087	336,460	443,300	443,300
		4722	EARLY INTERVENTN/PHN CASE MGMT		545,855	522,864	522,864
		4723	MEDI-CAL CLINIC	392,407	244,452	345,618	345,618
		4726	MEDI-CAL DOT	29,147	34,597	35,000	35,000
		4727	MEDI-CAL FAMILY PLANNING	457,386	191,481	140,900	140,900
		4735	HEALTH SERVICES-FOOD	317,383	319,577	312,081	312,081
		4737	HEALTH SERVICES-HOUSING	29,648	16,912	30,702	30,702
		4740	HEALTH SERVICES-WATER	284,188	353,215	343,335	343,335
		4745	HEALTH SERVICES-LAND DEVELOPMT	315,947	300,041	290,286	290,286
		4750	HEALTH SERVICES-SOLID WASTE	29	3,931	399	399
		4751	HEALTH SERVICES-HAZARDOUS WST	277,993	147,374	246,618	246,618
		4755	LABORATORY FEES	838,005	1,079,879	1,650,000	1,650,000
		4760	MEDICAL MARIJUANA PROGRAM	20,657	21,576	15,500	15,500
		4820	CRIPPLED CHILDREN SERV REIMB	3,100	2,474	2,700	2,700
		4822	CCS ENROLLMENT FEES	9,670	5,296	5,300	5,300
		4975	JUVENILE COURT WARDS	357,839	337,640	329,000	329,000
		4982	PRIS STATE REIMB	5,150,055	6,081,713	3,610,400	3,610,400
		4985	FEDERAL PRISONERS	4,907,191	8,527,342	4,763,250	4,763,250
		4990	OTHER REIMBURSEMENTS	1,044,352	741,151	234,448	234,448
		4992	UNSECURED COLLECTION REIMBURSE	140,157	133,049	130,044	130,044
		4994	TAX SALE CONTACT REIMBURSEMENT	3,420	4,000	4,500	4,500
		4995	REIMBURSE FOR JUVENILE CARE	67,323	46,582	50,000	50,000
		5005	C.Y.A. REIMBURSEMENT	15,275	4,857	6,000	6,000
		5150	LIBRARY SERV-BOOK FINES &DAMGS	307,377	322,939	553,373	553,373
		5180	VEHICLE ENTRY FEES	337,335	397,810	360,000	360,000
		5185	BOAT USAGE FEES-DAILY	100,675	157,166	130,000	130,000
		5195	BOAT USAGE FEES-YEARLY PASS	169,528	224,669	170,000	170,000
		5200	CAMPING AND PICNIC FEES	790,231	728,305	750,000	750,000
		5203	CAMP RESERVATION FEE	41,489	39,136	40,000	40,000

State Controller Schedules County Budget Act January 2010	COUNTY OF KERN Detail of Additional Financing Sources by Fund and Account Governmental Funds Fiscal Year 2011-12	Schedule 6

Fund Name	Financing Source Category	Financing Source Account		Actual 2009-10	Actual 2010-11	CAO Recommended 2011-12	Adopted by the Board of Supervisors 2011-12
1	2	3		4	5	6	7
		5205	CONCESSIONS	26,714	24,041	27,000	27,000
		5215	FISHING FEES		81,661	70,000	70,000
		5230	GOLF COURSE SYSTEM FEE	11,430			
		5235	OTHER PARKS & RECREATION FEES	39,537	97,555	58,000	58,000
		5236	PARKS & REC-RENTAL INSURANCE			20,000	20,000
		5237	PARKS & REC-SECURITY GUARDS			5,000	5,000
		5244	OTHER SERVICE GOV`T-CUSTODIAL	35,256	43,333	35,500	35,500
		5245	REIMB CHILD RESTRAINT LOANER	18,865	21,802	18,500	18,500
		5247	OTH SVC GOV AGENCIES-POSTAGE	14,038			
		5248	DA-DRUG TEST FEES	258,995	128,775	220,000	220,000
		5249	OTHER SERV-TELEPHONE CHARGES	743,146	650,078	820,593	820,593
		5250	REIMB TX DEEDED LAND SALE FEES	81,443	67,072	54,000	54,000
		5252	INTERNET SERVICES	100,506	117,924	110,246	110,246
		5253	REIMB FOR BODY TRANSPORTATION	5,875	3,600	2,940	2,940
		5255	REIMBURSEMENT FOR BURIAL	18,845	25,108	20,000	20,000
		5256	POSTMORTEM EXAMINATION FEE			1,000	1,000
		5257	KGOV SERVICES-COUNTY	32,998	4,500	5,000	5,000
		5260	OTHER SERV FOR GOVTL AGENCIES	13,086,195	12,424,824	11,145,846	11,145,846
		5261	OTHER SVCS GOVT AGCY-NON MAINT	26,394	52,305	20,000	20,000
		5262	OTHER SVCS GOVT AGCY-M&S	24,486	32,727	20,000	20,000
		5268	HAZARDOUS MATERIALS CNTR FEE	2,052,052	2,016,934	1,952,820	1,952,820
		5271	PARCEL CUT & COMBINE FEE	1,260	840	935	935
		5272	CLEAN AIR ACT		2		
		5273	PROP CHARACTERISTICS FEE	704	1,070	1,750	1,750
		5274	ASSESSMENT INFORMATION FEE	7,728	8,480	7,000	7,000
		5275	PHOTO COPIES	161,144	113,322	91,973	91,973
		5277	OTHER SVC-PRE SORT	269			
		5280	OTHER SERVICES	3,499,252	3,810,234	4,746,856	4,746,856
		5281	OTHER SVC-SUPPLIES	1,874			
		5284	SHERIFF-COURT SERVICES	8,014,953	8,511,566	8,078,337	8,078,337
		5285	DATA PROCESSING SERVICES	40,125	31,913	45,385	45,385
		5286	D.A.-NSF CHECK ADMIN FEE	193,965	106,970	40,000	40,000
		5287	D.A.-NSF CHECK DIVERSION FEE	95,120	42,768	20,000	20,000
		5288	WEIGHTS & MEAS N/C TESTING FEE	6,548	8,790	5,000	5,000
		5289	WEIGHTS & MEAS TESTING FEES	68		1,000	1,000
		5290	WEIGHTS & MEAS DEVISE REG FEES	451,892	519,580	480,000	480,000
		5291	CAFETERIA SERVICES	1,303	1,363	1,250	1,250

State Controller Schedules
County Budget Act
January 2010

COUNTY OF KERN
Detail of Additional Financing Sources by Fund and Account
Governmental Funds
Fiscal Year 2011-12

Schedule 6

Fund Name	Financing Source Category	Financing Source Account	Actual 2009-10	Actual 2010-11	CAO Recommended 2011-12	Adopted by the Board of Supervisors 2011-12
1	2	3	4	5	6	7
		5292 REIMB PROBATION SERVICES	507,290	489,423	453,900	453,900
		TOTAL CHARGES FOR CURRENT SERVICES	**$ 72,831,768**	**$ 80,046,036**	**$ 71,967,226**	**$ 71,967,226**
		CHARGES FOR SERVICES-INTERFUND				
		5301 I/F-COMMUNICATION SERVICES	$ 422,163	$ 428,040	$ 420,000	$ 420,000
		5302 I/F-GENERAL SERVICES	676,457	575,478	537,100	537,100
		5304 I/F-SPEC INVESTIGATIONS UNIT	2,406,495	2,412,161	2,500,000	2,500,000
		5306 I/F-LEGAL SERVICES	2,759,279	2,595,948	2,430,685	2,430,685
		5307 I/F-D.P. TELEPHONE CHARGES	1,944,414	1,901,646	1,903,620	1,903,620
		5308 I/F-DATA PROCESSING SERVICES	644,902	556,015	1,135,341	1,135,341
		5310 I/F-ENGINEERING & SURVEY SVCS	1,921,687	1,637,399	1,638,000	1,638,000
		5312 I/F-ROADS	324,971	282,191	260,000	260,000
		5314 I/F-HLTH PATERNITY OPPORTUNITY	2,080	2,160	2,000	2,000
		5316 I/F-PLANNING/BUILDING INSP.	218,881	168,949	220,000	220,000
		5320 I/F-REIMB COUNTYWIDE COST PLAN	10,903,829	8,419,588	4,208,241	4,208,241
		5326 I/F-COPY AND PROCESS FEES	15,373	15,102	2,500	2,500
		5327 I/F-RECORDING FEES	8			
		5329 I/F-PRE SORT	182			
		5331 DEFERRED COMP ADMIN FEES	375,000	347,000	320,903	320,903
		5334 I/F-INSURANCE PREM REIMB	336,572	312,967	339,809	339,809
		5335 I/F-SUPPLIES	4,587			
		5336 I/F-INTERFUND REVENUE-OTHER	2,504,915	1,932,209	1,852,257	1,852,257
		5339 I/F-PURCHASING-POSTAGE	(553)			
		5341 I/F-NON MAINT	43,572	34,618	25,000	25,000
		5342 I/F-M&S	83,724	77,992	63,000	63,000
		5344 I/F-CUSTODIAL	286,524	338,201	324,000	324,000
		5345 I/F-INTERNET SERVICES	111,112	120,583	106,592	106,592
		5346 I/F-KGOV SERVICES	3,945	1,409		
		5347 I/F-REPROGRAPHICS	2,290	1,465	1,400	1,400
		TOTAL CHARGES FOR SERVICES-INTERFUND	**$ 25,992,409**	**$ 22,161,121**	**$ 18,290,448**	**$ 18,290,448**
		TOTAL CHARGES FOR SERVICES	**$ 98,824,177**	**$ 102,207,157**	**$ 90,257,674**	**$ 90,257,674**
	FINES, FORFEITURES & PENALTIES					
		3455 VEHICLE CODE FINES	$ 1,127,963	$ 1,233,114	$ 1,375,000	$ 1,375,000
		3460 VEHICLE CODE FINES-CO. PORTION	39,993	42,341	48,000	48,000
		3463 RR GRADE CROSSING FINES-30% CO	341	289	3,980	3,980
		3465 JUVENILE TRAFFIC FINES	2,638	1,134	1,000	1,000
		3480 OTHER COURT FINES	3,112,933	3,169,189	3,374,000	3,374,000

State Controller Schedules
County Budget Act
January 2010

COUNTY OF KERN
Detail of Additional Financing Sources by Fund and Account
Governmental Funds
Fiscal Year 2011-12

Schedule 6

Fund Name	Financing Source Category	Financing Source Account		Actual 2009-10	Actual 2010-11	CAO Recommended 2011-12	Adopted by the Board of Supervisors 2011-12
1	2	3		4	5	6	7
		3481	FINES & PENALTIES	1,686,927	1,793,020	2,060,000	2,060,000
		3482	PROOF OF CORRECTION FEE	161,123	149,324	170,000	170,000
		3491	PARKING FINES-EQUIPMENT	222,817	183,108	201,024	201,024
		3505	JUVENILE COURT COSTS	33	111		
		3510	ADULT COURT COSTS & FINES	383	553	600	600
		3520	PESTICIDE FINES-AB 1614	44,700	12,150	19,200	19,200
		3525	COTTON PLOWDOWN FINES			100	100
		3550	FORFEITURES & PENALTIES	384,035	183,721	177,755	177,755
		3560	PENALTIES-PROPERTY TAXES	1,542,219	1,865,888	1,500,000	1,500,000
		3565	PENALTIES-REDEMPTIONS	277,910	271,694	250,000	250,000
		3570	REDEMPTION FEE	141,564	158,038	150,000	150,000
			TOTAL FINES, FORFEITURES & PENALTIES	**$ 8,745,579**	**$ 9,063,674**	**$ 9,330,659**	**$ 9,330,659**
	INTERGOVERNMENTAL REVENUES						
		FEDERAL					
		4051	FEDERAL-SOCIAL SERVICES	$	$ 235,386	$	$
		4070	FEDERAL- DUI PROS		188,493	300,000	300,000
		4080	FEDERAL-COPS GRANT		576,192	1,744,420	1,744,420
		4100	FEDERAL-HEALTH-ADMINISTRATION	328,317	562,244	315,282	315,282
		4115	FEDERAL-FOREST RESERVE REVENUE	25,020	(891)		
		4127	FEDERAL-TITLE IV-E	8,952,674	7,417,268	8,300,000	8,300,000
		4135	FEDERAL-IN LIEU PAYMENTS	2,386,461	2,428,633	2,344,325	2,344,325
		4140	FEDERAL-OTHER AID	2,874,992	1,149,806	2,641,172	2,641,172
		4150	FED-AID FOR MATRNL&CHILD HLTH	437,937	457,347	613,549	613,549
		4160	FEDERAL- PEBT PROGRAM		841,494	150,000	150,000
		4175	FEDERAL ARRA (STIMULUS)		955,662	903,681	903,681
			TOTAL FEDERAL	**$ 15,005,401**	**$ 14,811,634**	**$ 17,312,429**	**$ 17,312,429**
		OTHER					
		4200	OTHER IN LIEU TAXES	$ 93,463	$ 25,620	$ 7,500	$ 7,500
		4220	OTHER AID FROM GOVTMNTL AGNCS	682,428	2,002,508	897,440	897,440
		4222	OTHER AID-RDA PASS THRU	3,093,088	3,392,680	3,018,408	3,018,408
			TOTAL OTHER	**$ 3,868,979**	**$ 5,420,808**	**$ 3,923,348**	**$ 3,923,348**
		STATE					
		3821	ST AID-MTR VH IN LIEU-RLGNMT	$ 38,019,307	$ 36,574,523	$ 37,150,851	$ 37,150,851
		3837	STATE-AID W&I STABILIZATION	1,996,000	1,996,000	1,996,000	1,996,000
		3838	STATE-AID WELFARE-REALIGNMENT	26,687,937	25,164,129	25,877,803	25,877,803
		3844	STATE-SOCIAL SERVICES	632,976	366,981	388,861	388,861

State Controller Schedules
County Budget Act
January 2010

COUNTY OF KERN
Detail of Additional Financing Sources by Fund and Account
Governmental Funds
Fiscal Year 2011-12

Schedule 6

Fund Name	Financing Source Category	Financing Source Account	Actual 2009-10	Actual 2010-11	CAO Recommended 2011-12	Adopted by the Board of Supervisors 2011-12
1	2	3	4	5	6	7
		3865 STATE AID	49,660	20,369		
		3869 STATE-AID DNA DATA BASE	319,751	193,163	280,000	280,000
		3895 STATE-HEALTH - ADMINISTRATION	6,679,837	7,078,879	8,719,444	8,719,444
		3896 STATE-AID HEALTH-REALIGNMENT	5,472,971	5,032,463	5,705,926	5,705,926
		3906 STATE-AID MENTAL HLT-REALIGNMT	24,079	24,372	25,019	25,019
		3915 STATE-AID FOR AGRICULTURE	2,962,519	2,229,909	2,378,873	2,378,873
		3925 STATE-AID FOR CONSTRUCTION	2,007,006	3,415,388	370,800	370,800
		3932 STATE-AID SUPPL LAW ENFORCEMNT	2,462,927	2,481,701	2,855,263	2,855,263
		3940 STATE-AID FOR VETERANS AFFAIRS	87,165	79,539	93,701	93,701
		3941 STATE-AID VETERANS LIC PLATES	28,324	25,718	20,100	20,100
		3945 STATE-AID HOMEOWNER PROP TX RL	1,457,066	1,496,692	1,458,737	1,458,737
		3951 STATE-AID STATUTORY RAPE-OCJP	330,607	121,201	220,000	220,000
		3953 STATE-OPEN SPACE TAX RELIEF	133			
		3955 STATE-AID FOR OTHER STATE AID	13,417,950	10,764,432	13,774,859	13,774,859
		3958 STATE-STATE PRISONER PROS	1,117,169	1,922,748	1,100,000	1,100,000
		3959 STATE-CSA JPCF PROGRAM	5,329,899	4,491,578	4,826,000	4,826,000
		3964 STATE-AID AUTO INS FRAUD	307,006	210,880	164,606	164,606
		3966 STATE-AID KRN ANTI-DRUG ABUSE	118,618	690,015	421,737	421,737
		3968 STATE-AID DMV AUTO THEFT	503,828	511,516	480,000	480,000
		3970 STATE-AID FOR DEVICE RPRMN REG	168,360	173,178	136,000	136,000
		3971 STATE-AID WRKRS COMP INS FRAUD	632,749	445,347	650,000	650,000
		3980 STATE-AID FOR COUNTY LIBRARIES	297,976	343,088	79,552	79,552
		3995 STATE-AID MANDATED COST REIMB	723,690	848,007	392,000	392,000
		4026 STATE-AID RURAL CRIME	678,701	31,949	350,000	350,000
		4046 STATE AID-TRIAL COURT FUNDING	2,187,151	2,045,476	2,107,940	2,107,940
		TOTAL STATE	**$ 114,701,362**	**$ 108,779,241**	**$ 112,024,072**	**$ 112,024,072**
		TOTAL INTERGOVERNMENTAL REVENUES	**$ 133,575,742**	**$ 129,011,683**	**$ 133,259,849**	**$ 133,259,849**
LICENSES, PERMITS & FRANCHISES						
		3155 ANIMAL LICENSES	$ 472,012	$ 432,988	$ 460,000	$ 460,000
		3160 BUSINESS LICENSES	49,605	65,988	61,315	61,315
		3276 HOME OCCUPATION PERMIT	3,400	5,200	4,050	4,050
		3281 TEMPORARY PRECISE DEV PLAN	1,330	2,280	1,990	1,990
		3284 LRG FAMILY DAY CARE HOME PRMT	160	80	65	65
		3286 ZONE MODIFICATION	4,200	8,040	6,520	6,520
		3288 DETERMINATION OF SIMILAR USE		220		
		3289 COND USE-W/DISCRETIONARY PRMT	3,950	2,600	3,800	3,800

State Controller Schedules
County Budget Act
January 2010

COUNTY OF KERN
Detail of Additional Financing Sources by Fund and Account
Governmental Funds
Fiscal Year 2011-12

Schedule 6

Fund Name	Financing Source Category	Financing Source Account		Actual 2009-10	Actual 2010-11	CAO Recommended 2011-12	Adopted by the Board of Supervisors 2011-12
1	2	3		4	5	6	7
		3292	EXTENSION OF TIME-DIRECTOR	2,200	1,900	1,600	1,600
		3294	CONDITIONAL CERT OF COMPLIANCE	5,130	4,950	5,200	5,200
		3305	ZONE CHANGE	152,280	88,305	129,055	129,055
		3310	CONDITIONAL USE PERMIT	128,043	137,611	139,015	139,015
		3315	VARIANCE	29,069	26,040	25,000	25,000
		3325	PRECISE DEVELOPMENT PLAN	26,091	32,110	26,295	26,295
		3330	OTHER ZONING	40,622	81,243	75,000	75,000
		3335	AGRICULTURAL PRES APPLICATION	14,665	7,080	6,900	6,900
		3340	AGRICULTURAL PRES CANCEL FEE	2,140	4,780	8,470	8,470
		3345	AGRICULTURAL PRES-OTHER	7,180	5,840	8,235	8,235
		3350	FRANCHISES	4,988,794	4,741,509	6,145,975	6,145,975
		3351	FRANCHISES-CABLE	1,312,462	1,784,624	1,794,778	1,794,778
		3360	GUN PERMITS	115,635	109,257	97,817	97,817
		3365	MARRIAGE LICENSES	155,020	161,892	145,000	145,000
		3375	CARDROOM EMPLOYEE PERMITS	176,952	197,726	184,070	184,070
		3384	SOLID WASTE HEALTH PERMITS	476,816	471,319	502,963	502,963
		3385	BINGO LICENSES	834	800	600	600
		3387	AMBULANCE PERMITS	111,269	86,580	98,524	98,524
		3388	FOOD PERMITS	1,413,445	1,486,224	1,422,433	1,422,433
		3389	HOUSING PERMITS	90,280	92,845	87,838	87,838
		3390	OTHER LICENSES & PERMITS	1,232	15,487	4,464	4,464
		3391	EMS CERTIFICATION FEES	40,406	53,488	44,424	44,424
		3392	STAFF DEVELOPMENT EDUCATION FE		2,980	1,725	1,725
		3393	WATER PERMITS	318,229	326,658	319,232	319,232
		3398	STORAGE TANK PERMITS	246,604	343,749	327,845	327,845
		3401	MEDICAL WASTE PERMITS	95,345	90,745	87,204	87,204
		3402	OFFTRACK HORSE RACING FEE	21,922	21,632	25,000	25,000
			TOTAL LICENSES, PERMITS & FRANCHISES	**$ 10,507,322**	**$ 10,894,770**	**$ 12,252,402**	**$ 12,252,402**
MISCELLANEOUS REVENUES							
		5370	SALES-OTHER	$ 76,611	$ 52,038	$ 44,010	$ 44,010
		5385	10% REBATE-RESTITUTION PROGRAM	22,409	19,827	24,000	24,000
		5393	REIMB FOR REPAIR & DEMOLITION			45,000	45,000
		5400	JURY/WITNESS FEES FRM CNTY EMP	72,266	2,551	651	651
		5405	GIFTS AND DONATIONS	14,226	65,636	21,500	21,500
		5415	DAMAGE TO COUNTY PROPERTY	3,164	8,422	2,200	2,200
		5420	CASH OVERAGES	7,030	5,619	2,772	2,772

State Controller Schedules County Budget Act January 2010	COUNTY OF KERN Detail of Additional Financing Sources by Fund and Account Governmental Funds Fiscal Year 2011-12	Schedule 6

Fund Name	Financing Source Category	Financing Source Account		Actual 2009-10	Actual 2010-11	CAO Recommended 2011-12	Adopted by the Board of Supervisors 2011-12
1	2	3		4	5	6	7
	5425	RETURNED CHECK CHARGE		21,067	19,537	23,313	23,313
	5428	CREDIT CARD FEES		245,559	239,411	300,000	300,000
	5430	MONEY ESCHEATED TO GENERAL FD		250,870	231,535	150,000	150,000
	5435	PURCHASING CARD REBATE		24,235	71,795	78,309	78,309
	5438	RETURNED CHECKS/DEBIT MEMOS			(2)		
	5440	CANCELLED OUTLAWED WARRANTS		(2,580)	23,885	20,000	20,000
	5445	MISCELLANEOUS OTHER REVENUE		2,692,911	2,687,572	989,718	989,718
	5446	BOARD AGENDA SUBSCRIPTIONS		29	29	29	29
	5450	WORKERS COMP INSURANCE-SAFETY		(1)		663,313	663,313
	5730	TRUST FUNDS-OTHER				150	150
	5770	TRUST FUNDS-MISC OTHER		116			
		TOTAL MISCELLANEOUS REVENUES	**$**	**3,427,912**	**$ 3,427,855**	**$ 2,364,965**	**$ 2,364,965**
OTHER FINANCING SOURCES							
	5492	SALES-FIXED ASSETS	$	51,902	$ 367,826	$ 150,100	$ 150,100
	5497	OFS/OPERATING TRANSFER IN		87,810,476	85,749,704	91,299,890	91,299,890
		TOTAL OTHER FINANCING SOURCES	**$**	**87,862,378**	**$ 86,117,530**	**$ 91,449,990**	**$ 91,449,990**
REV FROM USE OF MONEY & PROP							
	3605	INTEREST ON BANK DEP & INVEST	$	1,849,357	$ 62,825	$ 1,000,000	$ 1,000,000
	3615	INTEREST FROM OTHER SOURCES		9,386,723	9,425,884	10,602,804	10,602,804
	3660	VENDING MACHINES		51,688	47,926	54,000	54,000
	3665	PUBLIC TELEPHONE		243	34	50	50
	3667	VIDEO & FILM RENTAL FEE		64,961	67,316	82,000	82,000
	3690	VETERANS HALLS & COMMUNITY BLD		57,552	9,522	8,000	8,000
	3700	COUNTY BUILDING-SPACE RENTALS		220,871	188,376	247,263	247,263
	3710	COUNTY LAND RENTAL		117,559	104,048	103,000	103,000
	3717	AUTO PARKING CONCESSION		64,393	71,120	61,500	61,500
	3750	ROYALTIES - OIL AND GAS		123,211	202,907	169,160	169,160
		TOTAL REV FROM USE OF MONEY & PROP	**$**	**11,936,558**	**$ 10,179,958**	**$ 12,327,777**	**$ 12,327,777**
TAXES CURRENT PROPERTY							
	3005	PROPERTY TAXES-CURRENT SECURED	$	142,164,776	$ 152,121,886	$ 155,953,158	$ 155,953,158
	3007	SUPPLEMENTAL PROP TAX-CURRENT		1,183,191	4,314,645	3,525,000	3,525,000
	3010	PROPERTY TAXES-CURRENT UNSEC		6,526,236	7,124,458	6,824,349	6,824,349
	3014	PROP TAX-CURRENT UNSEC SUPPL		156,989	993,131	750,225	750,225
		TOTAL TAXES CURRENT PROPERTY	**$**	**150,031,192**	**$ 164,554,120**	**$ 167,052,732**	**$ 167,052,732**

State Controller Schedules
County Budget Act
January 2010

COUNTY OF KERN
Detail of Additional Financing Sources by Fund and Account
Governmental Funds
Fiscal Year 2011-12

Schedule 6

Fund Name	Financing Source Category	Financing Source Account	Actual 2009-10	Actual 2010-11	CAO Recommended 2011-12	Adopted by the Board of Supervisors 2011-12
1	2	3	4	5	6	7
	TAXES OTHER THAN CURRENT PROP					
	3015	PROPERTY TAXES-PRIOR SECURED	$ 362	$ 99,672	$	$
	3017	SUPPLEMENTAL PROP TAX-PRIOR	722,193	574,495	575,000	575,000
	3025	PROPERTY TAXES-PRIOR UNSECURED	(56,189)	(22,936)	(10,000)	(10,000)
	3050	SALES AND USE TAX	23,511,128	31,152,764	26,229,253	26,229,253
	3051	SALES TAX IN LIEU - PROP TX	9,902,898	5,843,994	9,463,570	9,463,570
	3060	VLF TAX IN LIEU - PROP TX	85,897,340	90,381,932	92,750,000	92,750,000
	3070	TIMBER YEILD TAX	588	156	100	100
	3080	AIRCRAFT TAX	200,513	142,217	150,000	150,000
	3085	TRANSIENT MOTEL TAX	1,346,009	1,657,603	1,350,000	1,350,000
	3090	REAL PROPERTY TRANSFER TAX	2,422,796	3,816,675	3,178,405	3,178,405
	3093	HAZARDOUS WASTE FACILITIES TAX	709,821	1,188,704	735,527	735,527
	3095	LIVESTOCK HEAD TAX	349	16		
		TOTAL TAXES OTHER THAN CURRENT PROP	**$ 124,657,808**	**$ 134,835,292**	**$ 134,421,855**	**$ 134,421,855**
TOTAL GENERAL			**$ 629,568,668**	**$ 650,292,039**	**$ 652,717,903**	**$ 652,717,903**
FISCAL STABILITY FUND						
	OTHER FINANCING SOURCES					
	5497	OFS/OPERATING TRANSFER IN	$ 24,670,895	$ 18,000,000	$	$
		TOTAL OTHER FINANCING SOURCES	**$ 24,670,895**	**$ 18,000,000**	**$**	**$**
TOTAL FISCAL STABILITY FUND			**$ 24,670,895**	**$ 18,000,000**	**$**	**$**
TAX LOSS RESERVE						
	FINES, FORFEITURES & PENALTIES					
	3560	PENALTIES-PROPERTY TAXES	$ 2,075,240	$ 1,783,784	$ 1,800,000	$ 1,800,000
	3565	PENALTIES-REDEMPTIONS	5,406,915	5,766,894	5,000,000	5,000,000
		TOTAL FINES, FORFEITURES & PENALTIES	**$ 7,482,155**	**$ 7,550,678**	**$ 6,800,000**	**$ 6,800,000**
TOTAL TAX LOSS RESERVE			**$ 7,482,155**	**$ 7,550,678**	**$ 6,800,000**	**$ 6,800,000**
TOTAL GENERAL FUNDS FINANCING SOURCES			**$ 661,721,718**	**$ 675,842,717**	**$ 659,517,903**	**$ 659,517,903**

State Controller Schedules
County Budget Act
January 2010

COUNTY OF KERN
Detail of Additional Financing Sources by Fund and Account
Governmental Funds
Fiscal Year 2011-12

Schedule 6

Fund Name	Financing Source Category	Financing Source Account	Actual 2009-10	Actual 2010-11	CAO Recommended 2011-12	Adopted by the Board of Supervisors 2011-12
1	2	3	4	5	6	7
SPECIAL REVENUE FUNDS						
ROAD						
	CHARGES FOR SERVICES					
		CHARGES FOR CURRENT SERVICES				
	4700	ROAD AND STREET SERVICES	$ 64,906	$ 55,651	$ 224,633	$ 224,633
	4704	IMPRVMNT PLAN CHECK PARCELMAP	10,000	5,968		
	5260	OTHER SERV FOR GOVTL AGENCIES	3,701,084	3,871,688	2,700,000	2,700,000
		TOTAL CHARGES FOR CURRENT SERVICES	**$ 3,775,990**	**$ 3,933,307**	**$ 2,924,633**	**$ 2,924,633**
		CHARGES FOR SERVICES-INTERFUND				
	5312	I/F-ROADS	$ 868,746	$ 1,055,187	$ 900,000	$ 900,000
		TOTAL CHARGES FOR SERVICES-INTERFUND	**$ 868,746**	**$ 1,055,187**	**$ 900,000**	**$ 900,000**
		TOTAL CHARGES FOR SERVICES	**$ 4,644,736**	**$ 4,988,494**	**$ 3,824,633**	**$ 3,824,633**
	INTERGOVERNMENTAL REVENUES					
		FEDERAL				
	4105	FEDERAL-AID FOR CONSTRUCTION	$ 8,186,493	$ 7,550,502	$ 6,945,609	$ 6,945,609
	4115	FEDERAL-FOREST RESERVE REVENUE	141,780	151,217	157,500	157,500
		TOTAL FEDERAL	**$ 8,328,273**	**$ 7,701,719**	**$ 7,103,109**	**$ 7,103,109**
		STATE				
	3814	STATE- GAS TAX 2103	$	$ 7,495,461	$ 7,150,000	$ 7,150,000
	3815	STATE-HIGHWAY USERS TAX	8,128,154	8,601,043	8,000,000	8,000,000
	3816	STATE-AID GAS TAX-2105	4,216,624	4,466,862	4,150,000	4,150,000
	3925	STATE-AID FOR CONSTRUCTION	21,685,740	858,978	550,000	550,000
	3926	STATE-AID CONSTRUCTION-MATCH	100,000	100,000	100,000	100,000
	3927	STATE-AID CONSTRUCTION-EXCHNGE	305,044	305,044	305,044	305,044
		TOTAL STATE	**$ 34,435,562**	**$ 21,827,388**	**$ 20,255,044**	**$ 20,255,044**
		TOTAL INTERGOVERNMENTAL REVENUES	**$ 42,763,835**	**$ 29,529,107**	**$ 27,358,153**	**$ 27,358,153**
	MISCELLANEOUS REVENUES					
	5370	SALES-OTHER	$ 4,457	$ 7,324	$ 1,000	$ 1,000
	5400	JURY/WITNESS FEES FRM CNTY EMP	19	32	500	500
	5415	DAMAGE TO COUNTY PROPERTY	9,544	25,409	5,000	5,000
	5440	CANCELLED OUTLAWED WARRANTS	40			
	5445	MISCELLANEOUS OTHER REVENUE	101,884	247,513	3,310,405	3,310,405
		TOTAL MISCELLANEOUS REVENUES	**$ 115,944**	**$ 280,278**	**$ 3,316,905**	**$ 3,316,905**

State Controller Schedules
County Budget Act
January 2010

COUNTY OF KERN
Detail of Additional Financing Sources by Fund and Account
Governmental Funds
Fiscal Year 2011-12

Schedule 6

Fund Name	Financing Source Category	Financing Source Account	Actual 2009-10	Actual 2010-11	CAO Recommended 2011-12	Adopted by the Board of Supervisors 2011-12
1	2	3	4	5	6	7
	OTHER FINANCING SOURCES					
	5492	SALES-FIXED ASSETS	$ 39,918	$ 1,445	$ 20,000	$ 20,000
	5493	OTHER FINANCING SRCE-PROCEEDS	310,121			
	5497	OFS/OPERATING TRANSFER IN	3,835,368	8,069,676	5,302,390	5,302,390
	5503	OFS - COUNTY CONTRIBUTION	7,623,556	5,969,276	5,670,813	5,670,813
		TOTAL OTHER FINANCING SOURCES	**$ 11,808,963**	**$ 14,040,397**	**$ 10,993,203**	**$ 10,993,203**
	REV FROM USE OF MONEY & PROP					
	3605	INTEREST ON BANK DEP & INVEST	$ 252,493	$ 164,025	$ 150,000	$ 150,000
	3615	INTEREST FROM OTHER SOURCES	3,598	160,349	160,000	160,000
		TOTAL REV FROM USE OF MONEY & PROP	**$ 256,091**	**$ 324,374**	**$ 310,000**	**$ 310,000**
	TAXES OTHER THAN CURRENT PROP					
	3055	SALES AND USE TAX-LOCAL TRANSP	$	$ 1,274,186	$ 1,584,900	$ 1,584,900
		TOTAL TAXES OTHER THAN CURRENT PROP	**$**	**$ 1,274,186**	**$ 1,584,900**	**$ 1,584,900**
TOTAL ROAD			**$ 59,589,569**	**$ 50,436,836**	**$ 47,387,794**	**$ 47,387,794**
STRUCTURAL FIRE						
	CHARGES FOR SERVICES					
		CHARGES FOR CURRENT SERVICES				
	4303	SPECIAL ASSESSMENTS-CURRENT	$ (5)	$ (1)	$	
	4990	OTHER REIMBURSEMENTS	15,345	45,914		
	5254	FIRE COSTS REIMBURSEMENTS	4,785,006	3,227,097	3,934,500	3,934,500
	5260	OTHER SERV FOR GOVTL AGENCIES	4,578,019	5,534,451	5,613,832	5,613,832
	5265	FIRE PROT SVC STATE OF CALIF	13,907,379	12,153,677	11,545,994	11,545,994
	5275	PHOTO COPIES	1,532	2,159	1,000	1,000
	5280	OTHER SERVICES	19,316	37,967	25,000	25,000
		TOTAL CHARGES FOR CURRENT SERVICES	**$ 23,306,592**	**$ 21,001,264**	**$ 21,120,326**	**$ 21,120,326**
		CHARGES FOR SERVICES-INTERFUND				
	5328	I/F-VEHICLE SERVICE REIMB	$ 1,216,855	$	$	
	5336	I/F-INTERFUND REVENUE-OTHER	617			
		TOTAL CHARGES FOR SERVICES-INTERFUND	**$ 1,217,472**	**$**	**$**	
		TOTAL CHARGES FOR SERVICES	**$ 24,524,064**	**$ 21,001,264**	**$ 21,120,326**	**$ 21,120,326**
	FINES, FORFEITURES & PENALTIES					

State Controller Schedules
County Budget Act
January 2010

COUNTY OF KERN
Detail of Additional Financing Sources by Fund and Account
Governmental Funds
Fiscal Year 2011-12

Schedule 6

Fund Name	Financing Source Category	Financing Source Account		Actual 2009-10	Actual 2010-11	CAO Recommended 2011-12	Adopted by the Board of Supervisors 2011-12
1	2	3		4	5	6	7
		3550	FORFEITURES & PENALTIES	$	$ 1,501	$ 30,000	$ 30,000
		3565	PENALTIES-REDEMPTIONS	75,844	81,379	50,000	50,000
			TOTAL FINES, FORFEITURES & PENALTIES	**$ 75,844**	**$ 82,880**	**$ 80,000**	**$ 80,000**
	INTERGOVERNMENTAL REVENUES						
		FEDERAL					
		4115	FEDERAL-FOREST RESERVE REVENUE	$ 25,020	$ (891)	$	$
		4140	FEDERAL-OTHER AID	4,766,221	6,323,315	4,675,000	4,675,000
			TOTAL FEDERAL	**$ 4,791,241**	**$ 6,322,424**	**$ 4,675,000**	**$ 4,675,000**
		OTHER					
		4200	OTHER IN LIEU TAXES	$ 17,572	$ 4,420	$	$
		4222	OTHER AID-RDA PASS THRU	630,538	617,737	648,978	648,978
			TOTAL OTHER	**$ 648,110**	**$ 622,157**	**$ 648,978**	**$ 648,978**
		STATE					
		3945	STATE-AID HOMEOWNER PROP TX RL	$ 664,842	$ 693,166	$ 680,615	$ 680,615
		3955	STATE-AID FOR OTHER STATE AID	55,783	907		
			TOTAL STATE	**$ 720,625**	**$ 694,073**	**$ 680,615**	**$ 680,615**
			TOTAL INTERGOVERNMENTAL REVENUES	**$ 6,159,976**	**$ 7,638,654**	**$ 6,004,593**	**$ 6,004,593**
	LICENSES, PERMITS & FRANCHISES						
		3160	BUSINESS LICENSES	$ 239,430	$ 292,988	$ 350,000	$ 350,000
			TOTAL LICENSES, PERMITS & FRANCHISES	**$ 239,430**	**$ 292,988**	**$ 350,000**	**$ 350,000**
	MISCELLANEOUS REVENUES						
		5400	JURY/WITNESS FEES FRM CNTY EMP	$ 3,165	$ 4,195	$ 2,450	$ 2,450
		5415	DAMAGE TO COUNTY PROPERTY		310,041		
		5440	CANCELLED OUTLAWED WARRANTS	699	495		
		5445	MISCELLANEOUS OTHER REVENUE	45,107	27,172		
		5450	WORKERS COMP INSURANCE-SAFETY			350,000	350,000
		5465	FUEL TAX REFUND	631	5,114		
			TOTAL MISCELLANEOUS REVENUES	**$ 49,602**	**$ 347,017**	**$ 352,450**	**$ 352,450**
	OTHER FINANCING SOURCES						
		5497	OFS/OPERATING TRANSFER IN	$ 5,803,423	$ 6,892,459	$ 7,445,099	$ 7,445,099
		5503	OFS - COUNTY CONTRIBUTION	15,742,282	13,108,508	14,881,078	14,881,078
			TOTAL OTHER FINANCING SOURCES	**$ 21,545,705**	**$ 20,000,967**	**$ 22,326,177**	**$ 22,326,177**

State Controller Schedules
County Budget Act
January 2010

COUNTY OF KERN
Detail of Additional Financing Sources by Fund and Account
Governmental Funds
Fiscal Year 2011-12

Schedule 6

Fund Name	Financing Source Category	Financing Source Account	Actual 2009-10	Actual 2010-11	CAO Recommended 2011-12	Adopted by the Board of Supervisors 2011-12
1	2	3	4	5	6	7
	REV FROM USE OF MONEY & PROP					
	3605	INTEREST ON BANK DEP & INVEST	$ (33,915)	$ (64,236)	$	$
	3615	INTEREST FROM OTHER SOURCES	(9,874)	(33,675)	(25,000)	(25,000)
		TOTAL REV FROM USE OF MONEY & PROP	**$ (43,789)**	**$ (97,911)**	**$ (25,000)**	**$ (25,000)**
	TAXES CURRENT PROPERTY					
	3005	PROPERTY TAXES-CURRENT SECURED	$ 63,529,111	$ 69,522,313	$ 72,552,989	$ 72,552,989
	3007	SUPPLEMENTAL PROP TAX-CURRENT	318,201	1,270,488	995,000	995,000
	3010	PROPERTY TAXES-CURRENT UNSEC	2,990,641	3,304,078	3,128,416	3,128,416
	3014	PROP TAX-CURRENT UNSEC SUPPL	44,730	293,926	101,500	101,500
		TOTAL TAXES CURRENT PROPERTY	**$ 66,882,683**	**$ 74,390,805**	**$ 76,777,905**	**$ 76,777,905**
	TAXES OTHER THAN CURRENT PROP					
	3015	PROPERTY TAXES-PRIOR SECURED	$ 5,067	$ 51,019	$	$
	3017	SUPPLEMENTAL PROP TAX-PRIOR	210,142	165,223	73,372	73,372
	3025	PROPERTY TAXES-PRIOR UNSECURED	(25,430)	(10,833)		
	3070	TIMBER YEILD TAX	149	40		
		TOTAL TAXES OTHER THAN CURRENT PROP	**$ 189,928**	**$ 205,449**	**$ 73,372**	**$ 73,372**
TOTAL STRUCTURAL FIRE			**$ 119,623,443**	**$ 123,862,113**	**$ 127,059,823**	**$ 127,059,823**
BUILDING INSPECTION						
	CHARGES FOR SERVICES					
		CHARGES FOR CURRENT SERVICES				
	5260	OTHER SERV FOR GOVTL AGENCIES	$	$ 9,199	$	$
		TOTAL CHARGES FOR CURRENT SERVICES	**$**	**$ 9,199**	**$**	**$**
		TOTAL CHARGES FOR SERVICES	**$**	**$ 9,199**	**$**	**$**
	LICENSES, PERMITS & FRANCHISES					
	3160	BUSINESS LICENSES	$ 4,335	$	$ 4,000	$ 4,000
	3200	BUILDING PERMITS	3,083,686	6,540,323	3,000,000	3,000,000
		TOTAL LICENSES, PERMITS & FRANCHISES	**$ 3,088,021**	**$ 6,540,323**	**$ 3,004,000**	**$ 3,004,000**
	MISCELLANEOUS REVENUES					
	5400	JURY/WITNESS FEES FRM CNTY EMP	$ 150	$ 803	$ 150	$ 150
	5415	DAMAGE TO COUNTY PROPERTY	661		500	500

State Controller Schedules
County Budget Act
January 2010

COUNTY OF KERN
Detail of Additional Financing Sources by Fund and Account
Governmental Funds
Fiscal Year 2011-12

Schedule 6

Fund Name	Financing Source Category	Financing Source Account	Actual 2009-10	Actual 2010-11	CAO Recommended 2011-12	Adopted by the Board of Supervisors 2011-12
1	2	3	4	5	6	7
		5425 RETURNED CHECK CHARGE	315	525	360	360
		5440 CANCELLED OUTLAWED WARRANTS	100	(63)		
		5445 MISCELLANEOUS OTHER REVENUE	32,999	9,246	1,800	1,800
		TOTAL MISCELLANEOUS REVENUES	**$ 34,225**	**$ 10,511**	**$ 2,810**	**$ 2,810**
	OTHER FINANCING SOURCES					
		5497 OFS/OPERATING TRANSFER IN	$	$ 1,795	$	$
		TOTAL OTHER FINANCING SOURCES	**$**	**$ 1,795**	**$**	**$**
	REV FROM USE OF MONEY & PROP					
		3605 INTEREST ON BANK DEP & INVEST	$ 91,226	$ 66,641	$ 60,000	$ 60,000
		TOTAL REV FROM USE OF MONEY & PROP	**$ 91,226**	**$ 66,641**	**$ 60,000**	**$ 60,000**
TOTAL BUILDING INSPECTION			**$ 3,213,472**	**$ 6,628,469**	**$ 3,066,810**	**$ 3,066,810**
DEPT OF HUMAN SERVICES-ADMIN.						
	CHARGES FOR SERVICES					
		CHARGES FOR CURRENT SERVICES				
		5275 PHOTO COPIES	$ 2,992	$ 1,932	$ 1,704	$ 1,704
		TOTAL CHARGES FOR CURRENT SERVICES	**$ 2,992**	**$ 1,932**	**$ 1,704**	**$ 1,704**
		CHARGES FOR SERVICES-INTERFUND				
		5336 I/F-INTERFUND REVENUE-OTHER	$ 214,158	$ 193,502	$ 181,209	$ 181,209
		TOTAL CHARGES FOR SERVICES-INTERFUND	**$ 214,158**	**$ 193,502**	**$ 181,209**	**$ 181,209**
		TOTAL CHARGES FOR SERVICES	**$ 217,150**	**$ 195,434**	**$ 182,913**	**$ 182,913**
	INTERGOVERNMENTAL REVENUES					
		FEDERAL				
		4050 FEDERAL-PUBLIC ASSISTANCE-ADM	$ 73,173,307	$ 53,412,112	$ 67,744,803	$ 67,744,803
		4051 FEDERAL-SOCIAL SERVICES	29,371,742	27,120,284	25,023,633	25,023,633
		4110 FEDERAL-AID FOR DISASTER	2,443	4,092		
		4175 FEDERAL ARRA (STIMULUS)	954,595	3,373,973		
		TOTAL FEDERAL	**$ 103,502,087**	**$ 83,910,461**	**$ 92,768,436**	**$ 92,768,436**
		STATE				
		3840 STATE-PUBLIC ASSISTANCE-ADMIN	$ 38,083,524	$ 28,316,098	$ 35,745,019	$ 35,745,019
		3844 STATE-SOCIAL SERVICES	21,058,233	17,401,082	19,941,388	19,941,388
		TOTAL STATE	**$ 59,141,757**	**$ 45,717,180**	**$ 55,686,407**	**$ 55,686,407**

State Controller Schedules
County Budget Act
January 2010

COUNTY OF KERN
Detail of Additional Financing Sources by Fund and Account
Governmental Funds
Fiscal Year 2011-12

Schedule 6

Fund Name	Financing Source Category	Financing Source Account	Actual 2009-10	Actual 2010-11	CAO Recommended 2011-12	Adopted by the Board of Supervisors 2011-12
1	2	3	4	5	6	7
		TOTAL INTERGOVERNMENTAL REVENUES	**$ 162,643,844**	**$ 129,627,641**	**$ 148,454,843**	**$ 148,454,843**
	MISCELLANEOUS REVENUES					
	5400	JURY/WITNESS FEES FRM CNTY EMP	$ 2,062	$ 3,644	$ 2,497	$ 2,497
	5420	CASH OVERAGES	66	41		
	5425	RETURNED CHECK CHARGE	190	105	140	140
	5440	CANCELLED OUTLAWED WARRANTS	(10,479)	6,580	10,072	10,072
	5445	MISCELLANEOUS OTHER REVENUE	104,704	139,130	128,765	128,765
		TOTAL MISCELLANEOUS REVENUES	**$ 96,543**	**$ 149,500**	**$ 141,474**	**$ 141,474**
	OTHER FINANCING SOURCES					
	5497	OFS/OPERATING TRANSFER IN	$ 1,062	$ 536	$	
	5501	OFS/CO CONTRI/REALIGNMENT	1,209,535	1,016,649	1,071,510	1,071,510
	5503	OFS - COUNTY CONTRIBUTION	17,191,496	16,765,488	12,727,970	12,727,970
		TOTAL OTHER FINANCING SOURCES	**$ 18,402,093**	**$ 17,782,673**	**$ 13,799,480**	**$ 13,799,480**
	REV FROM USE OF MONEY & PROP					
	3605	INTEREST ON BANK DEP & INVEST	$ 150,060	$ 135,667	$ 150,060	$ 150,060
	3660	VENDING MACHINES	340	285	286	286
		TOTAL REV FROM USE OF MONEY & PROP	**$ 150,400**	**$ 135,952**	**$ 150,346**	**$ 150,346**
TOTAL DEPT OF HUMAN SERVICES-ADMIN.			**$ 181,510,030**	**$ 147,891,200**	**$ 162,729,056**	**$ 162,729,056**
HUMAN SERVICES-DIRECT FIN AID						
	INTERGOVERNMENTAL REVENUES					
		FEDERAL				
	4055	FEDERAL-AID FOR CHILDREN	$ 100,375,591	$ 96,488,363	$ 95,489,143	$ 95,489,143
	4175	FEDERAL ARRA (STIMULUS)	1,915,489	678,574		
		TOTAL FEDERAL	**$ 102,291,080**	**$ 97,166,937**	**$ 95,489,143**	**$ 95,489,143**
		STATE				
	3860	STATE-AID FOR CHILDREN	$ 73,526,050	$ 83,059,887	$ 95,401,348	$ 95,401,348
		TOTAL STATE	**$ 73,526,050**	**$ 83,059,887**	**$ 95,401,348**	**$ 95,401,348**
		TOTAL INTERGOVERNMENTAL REVENUES	**$ 175,817,130**	**$ 180,226,824**	**$ 190,890,491**	**$ 190,890,491**
	MISCELLANEOUS REVENUES					
	5441	WELFARE REPAYMENTS	$ 2,564,883	$ 3,883,778	$ 2,020,823	$ 2,020,823

Fund Name	Financing Source Category	Financing Source Account	Actual 2009-10	Actual 2010-11	CAO Recommended 2011-12	Adopted by the Board of Supervisors 2011-12
1	2	3	4	5	6	7
		5443 WELFARE FORGERY RECOVERY	533			
		TOTAL MISCELLANEOUS REVENUES	**$ 2,565,416**	**$ 3,883,778**	**$ 2,020,823**	**$ 2,020,823**
	OTHER FINANCING SOURCES					
		5497 OFS/OPERATING TRANSFER IN	$ 2,249,232	$ 1,549,723	$ 543,822	$ 543,822
		5501 OFS/CO CONTRI/REALIGNMENT	16,062,733	15,146,858	15,474,805	15,474,805
		5503 OFS - COUNTY CONTRIBUTION	7,880,100	19,296,694	4,572,525	4,572,525
		TOTAL OTHER FINANCING SOURCES	**$ 26,192,065**	**$ 35,993,275**	**$ 20,591,152**	**$ 20,591,152**
TOTAL HUMAN SERVICES-DIRECT FIN AID			**$ 204,574,611**	**$ 220,103,877**	**$ 213,502,466**	**$ 213,502,466**
MENTAL HEALTH FUND						
	CHARGES FOR SERVICES					
		CHARGES FOR CURRENT SERVICES				
		4725 MEDICAL RECORDS AND REPORT FEE	$ 1,067	$ 224	$ 120	$ 120
		4800 MENTAL HEALTH SERVICES	92,239	107,375	225,000	225,000
		4801 MH-D.U.I. ADM FEES	143,130	130,516	128,000	128,000
		4802 MH-P.C. 1000 ADM FEES	3,734	3,959	10,000	10,000
		4803 MH - METH ADM FEES	179,367	237,363	311,841	311,841
		4805 MH-SUBSTANCE ABUSE DIVERSION	3,154	860	4,000	4,000
		4955 MEDI-CAL PATIENT FEES	23,756,923	23,472,008	27,307,041	27,307,041
		4960 M.H. CONSERVATOR PARTIAL REIMB	296,772	288,313	180,000	180,000
		4990 OTHER REIMBURSEMENTS	2,000	755,613		
		TOTAL CHARGES FOR CURRENT SERVICES	**$ 24,478,386**	**$ 24,996,231**	**$ 28,166,002**	**$ 28,166,002**
		CHARGES FOR SERVICES-INTERFUND				
		5303 I/F-CALWORKS REIMBURSEMENT	$ 2,104,598	$ 2,372,182	$ 2,929,437	$ 2,929,437
		5336 I/F-INTERFUND REVENUE-OTHER	503,897	428,952	1,284,296	1,284,296
		TOTAL CHARGES FOR SERVICES-INTERFUND	**$ 2,608,495**	**$ 2,801,134**	**$ 4,213,733**	**$ 4,213,733**
		TOTAL CHARGES FOR SERVICES	**$ 27,086,881**	**$ 27,797,365**	**$ 32,379,735**	**$ 32,379,735**
	INTERGOVERNMENTAL REVENUES					
		FEDERAL				
		4175 FEDERAL ARRA (STIMULUS)	$ 9,529,196	$ 4,331,748	$	
		TOTAL FEDERAL	**$ 9,529,196**	**$ 4,331,748**	**$**	
		STATE				
		3905 STATE-AID FOR MENTAL HEALTH	$ 20,305,279	$ 17,909,881	$ 21,173,306	$ 21,173,306

COUNTY OF KERN
Detail of Additional Financing Sources by Fund and Account
Governmental Funds
Fiscal Year 2011-12

Fund Name	Financing Source Category	Financing Source Account		Actual 2009-10	Actual 2010-11	CAO Recommended 2011-12	Adopted by the Board of Supervisors 2011-12
1	2	3		4	5	6	7
		3907	STATE-AID M.H. MANAGED CARE	3,874,925	5,045,428	6,906,940	6,906,940
		3908	STATE-AID FOR CONTINUING CARE	70,813	85,708	58,000	58,000
		3995	STATE-AID MANDATED COST REIMB	1,114,526	1,969,266	1,500,000	1,500,000
			TOTAL STATE	**$ 25,365,543**	**$ 25,010,283**	**$ 29,638,246**	**$ 29,638,246**
			TOTAL INTERGOVERNMENTAL REVENUES	**$ 34,894,739**	**$ 29,342,031**	**$ 29,638,246**	**$ 29,638,246**
	MISCELLANEOUS REVENUES						
		5394	REIMBURSEMENT FROM CLIENTS	$ (1)	$	$	
		5400	JURY/WITNESS FEES FRM CNTY EMP			246	246
		5440	CANCELLED OUTLAWED WARRANTS	1,597	15		
		5445	MISCELLANEOUS OTHER REVENUE	145,812	247,823	203,999	203,999
			TOTAL MISCELLANEOUS REVENUES	**$ 147,408**	**$ 247,838**	**$ 204,245**	**$ 204,245**
	OTHER FINANCING SOURCES						
		5497	OFS/OPERATING TRANSFER IN	$ 19,765,412	$ 20,398,262	$ 26,705,441	$ 26,705,441
		5501	OFS/CO CONTRI/REALIGNMENT	20,891,753	20,500,000	21,116,583	21,116,583
		5503	OFS - COUNTY CONTRIBUTION	1,100,988	1,089,148	1,089,147	1,089,147
			TOTAL OTHER FINANCING SOURCES	**$ 41,758,153**	**$ 41,987,410**	**$ 48,911,171**	**$ 48,911,171**
	REV FROM USE OF MONEY & PROP						
		3605	INTEREST ON BANK DEP & INVEST	$ 155,381	$ 91,304	$ 126,000	$ 126,000
			TOTAL REV FROM USE OF MONEY & PROP	**$ 155,381**	**$ 91,304**	**$ 126,000**	**$ 126,000**
TOTAL MENTAL HEALTH FUND				**$ 104,042,562**	**$ 99,465,948**	**$ 111,259,397**	**$ 111,259,397**
AGING AND ADULT SERVICES							
	CHARGES FOR SERVICES						
		CHARGES FOR CURRENT SERVICES					
		4620	ESTATE FEES	$ 179,135	$ 173,564	$ 187,019	$ 187,019
			TOTAL CHARGES FOR CURRENT SERVICES	**$ 179,135**	**$ 173,564**	**$ 187,019**	**$ 187,019**
		CHARGES FOR SERVICES-INTERFUND					
		5336	I/F-INTERFUND REVENUE-OTHER	$ 995,769	$ 921,593	$ 833,387	$ 833,387
			TOTAL CHARGES FOR SERVICES-INTERFUND	**$ 995,769**	**$ 921,593**	**$ 833,387**	**$ 833,387**
			TOTAL CHARGES FOR SERVICES	**$ 1,174,904**	**$ 1,095,157**	**$ 1,020,406**	**$ 1,020,406**
	INTERGOVERNMENTAL REVENUES						

State Controller Schedules
County Budget Act
January 2010

COUNTY OF KERN
Detail of Additional Financing Sources by Fund and Account
Governmental Funds
Fiscal Year 2011-12

Schedule 6

Fund Name	Financing Source Category	Financing Source Account	Actual 2009-10	Actual 2010-11	CAO Recommended 2011-12	Adopted by the Board of Supervisors 2011-12
1	2	3	4	5	6	7
		FEDERAL				
		4051 FEDERAL-SOCIAL SERVICES	$ 2,843,872	$ 3,059,301	$ 2,951,875	$ 2,951,875
		4096 FEDERAL-AID FOR ELDERLY	2,200,735	2,328,372	2,159,911	2,159,911
		4097 FEDERAL-AID USDA	321,183	313,665	294,871	294,871
		4140 FEDERAL-OTHER AID	109,053	162,697	121,360	121,360
		TOTAL FEDERAL	**$ 5,474,843**	**$ 5,864,035**	**$ 5,528,017**	**$ 5,528,017**
		STATE				
		3844 STATE-SOCIAL SERVICES	$ 2,727,641	$ 2,798,285	$ 2,757,498	$ 2,757,498
		3995 STATE-AID MANDATED COST REIMB		578		
		4035 STATE-AID MSSP	274,033			
		4036 STATE-AID FOR ELDERLY	386,743	193,421	178,436	178,436
		4037 STATE-AID HICAP	179,319	179,282	179,282	179,282
		TOTAL STATE	**$ 3,567,736**	**$ 3,171,566**	**$ 3,115,216**	**$ 3,115,216**
	TOTAL INTERGOVERNMENTAL REVENUES		**$ 9,042,579**	**$ 9,035,601**	**$ 8,643,233**	**$ 8,643,233**
	MISCELLANEOUS REVENUES					
		5405 GIFTS AND DONATIONS	$ 233,196	$ 220,385	$ 223,000	$ 223,000
		5440 CANCELLED OUTLAWED WARRANTS	5,116	2,726		
		5445 MISCELLANEOUS OTHER REVENUE	19,923	57,757	37,000	37,000
	TOTAL MISCELLANEOUS REVENUES		**$ 258,235**	**$ 280,868**	**$ 260,000**	**$ 260,000**
	OTHER FINANCING SOURCES					
		5497 OFS/OPERATING TRANSFER IN	$ 118,597	$	$	
		5501 OFS/CO CONTRI/REALIGNMENT	528,959	498,638	514,263	514,263
		5503 OFS - COUNTY CONTRIBUTION	1,423,484	1,264,054	1,200,846	1,200,846
	TOTAL OTHER FINANCING SOURCES		**$ 2,071,040**	**$ 1,762,692**	**$ 1,715,109**	**$ 1,715,109**
	REV FROM USE OF MONEY & PROP					
		3605 INTEREST ON BANK DEP & INVEST	$ 57,539	$ 44,241	$ 44,169	$ 44,169
	TOTAL REV FROM USE OF MONEY & PROP		**$ 57,539**	**$ 44,241**	**$ 44,169**	**$ 44,169**
TOTAL AGING AND ADULT SERVICES			**$ 12,604,297**	**$ 12,218,559**	**$ 11,682,917**	**$ 11,682,917**
WILDLIFE RESOURCES						
	FINES, FORFEITURES & PENALTIES					
		3485 FISH & GAME FINES	$ 4,468	$ 6,185	$ 6,400	$ 6,400

State Controller Schedules
County Budget Act
January 2010

COUNTY OF KERN
Detail of Additional Financing Sources by Fund and Account
Governmental Funds
Fiscal Year 2011-12

Schedule 6

Fund Name	Financing Source Category	Financing Source Account	Actual 2009-10	Actual 2010-11	CAO Recommended 2011-12	Adopted by the Board of Supervisors 2011-12
1	2	3	4	5	6	7
		TOTAL FINES, FORFEITURES & PENALTIES	**$ 4,468**	**$ 6,185**	**$ 6,400**	**$ 6,400**
TOTAL WILDLIFE RESOURCES			**$ 4,468**	**$ 6,185**	**$ 6,400**	**$ 6,400**
TEHACHAPI MT FOREST PARK FUND						
	REV FROM USE OF MONEY & PROP					
		3605 INTEREST ON BANK DEP & INVEST	$ 618	$ 58	$ 50	$ 50
		3751 ROYALTIES - TIMBER HARVEST			10,000	10,000
		TOTAL REV FROM USE OF MONEY & PROP	**$ 618**	**$ 58**	**$ 10,050**	**$ 10,050**
TOTAL TEHACHAPI MT FOREST PARK FUND			**$ 618**	**$ 58**	**$ 10,050**	**$ 10,050**
GRAFFITI ABATEMENT						
	MISCELLANEOUS REVENUES					
		5445 MISCELLANEOUS OTHER REVENUE	$ 1,554	$	$	
		TOTAL MISCELLANEOUS REVENUES	**$ 1,554**	**$**	**$**	
TOTAL GRAFFITI ABATEMENT			**$ 1,554**	**$**	**$**	
PROBATION DJJ REALIGNMENT FUND						
	INTERGOVERNMENTAL REVENUES					
		STATE				
		3822 STATE AID-PUBLIC SAFETY	$ 3,117,492	$ 2,834,568	$ 2,834,568	$ 2,834,568
		TOTAL STATE	**$ 3,117,492**	**$ 2,834,568**	**$ 2,834,568**	**$ 2,834,568**
		TOTAL INTERGOVERNMENTAL REVENUES	**$ 3,117,492**	**$ 2,834,568**	**$ 2,834,568**	**$ 2,834,568**
	REV FROM USE OF MONEY & PROP					
		3605 INTEREST ON BANK DEP & INVEST	$ 35,522	$ 13,407	$ 14,000	$ 14,000
		TOTAL REV FROM USE OF MONEY & PROP	**$ 35,522**	**$ 13,407**	**$ 14,000**	**$ 14,000**
TOTAL PROBATION DJJ REALIGNMENT FUND			**$ 3,153,014**	**$ 2,847,975**	**$ 2,848,568**	**$ 2,848,568**
REAL ESTATE FRAUD						

State Controller Schedules
County Budget Act
January 2010

COUNTY OF KERN
Detail of Additional Financing Sources by Fund and Account
Governmental Funds
Fiscal Year 2011-12

Schedule 6

Fund Name	Financing Source Category	Financing Source Account	Actual 2009-10	Actual 2010-11	CAO Recommended 2011-12	Adopted by the Board of Supervisors 2011-12
1	2	3	4	5	6	7
	CHARGES FOR SERVICES					
		CHARGES FOR CURRENT SERVICES				
		5260 OTHER SERV FOR GOVTL AGENCIES	$ 192,642	$ 187,447	$ 170,000	$ 170,000
		TOTAL CHARGES FOR CURRENT SERVICES	**$ 192,642**	**$ 187,447**	**$ 170,000**	**$ 170,000**
	TOTAL CHARGES FOR SERVICES		**$ 192,642**	**$ 187,447**	**$ 170,000**	**$ 170,000**
	OTHER FINANCING SOURCES					
		5497 OFS/OPERATING TRANSFER IN	$ 54	$ 48	$	
	TOTAL OTHER FINANCING SOURCES		**$ 54**	**$ 48**	**$**	
	REV FROM USE OF MONEY & PROP					
		3605 INTEREST ON BANK DEP & INVEST	$ 5,030	$ 4,291	$ 5,000	$ 5,000
	TOTAL REV FROM USE OF MONEY & PROP		**$ 5,030**	**$ 4,291**	**$ 5,000**	**$ 5,000**
TOTAL REAL ESTATE FRAUD			**$ 197,726**	**$ 191,786**	**$ 175,000**	**$ 175,000**
LITTER CLEAN UP						
	FINES, FORFEITURES & PENALTIES					
		3495 LITTERING FINES	$ 5,892	$ 4,570	$ 6,700	$ 6,700
	TOTAL FINES, FORFEITURES & PENALTIES		**$ 5,892**	**$ 4,570**	**$ 6,700**	**$ 6,700**
TOTAL LITTER CLEAN UP			**$ 5,892**	**$ 4,570**	**$ 6,700**	**$ 6,700**
OFF HWY MV LIC						
	INTERGOVERNMENTAL REVENUES					
		STATE				
		3965 STATE-AID/OFF HWY MTR VEH LIC	$ 153,354	$ 145,014	$ 140,000	$ 140,000
		TOTAL STATE	**$ 153,354**	**$ 145,014**	**$ 140,000**	**$ 140,000**
	TOTAL INTERGOVERNMENTAL REVENUES		**$ 153,354**	**$ 145,014**	**$ 140,000**	**$ 140,000**
TOTAL OFF HWY MV LIC			**$ 153,354**	**$ 145,014**	**$ 140,000**	**$ 140,000**
PL LOC DRN-SHAL						
	REV FROM USE OF MONEY & PROP					

State Controller Schedules
County Budget Act
January 2010

COUNTY OF KERN
Detail of Additional Financing Sources by Fund and Account
Governmental Funds
Fiscal Year 2011-12

Schedule 6

Fund Name	Financing Source Category	Financing Source Account	Actual 2009-10	Actual 2010-11	CAO Recommended 2011-12	Adopted by the Board of Supervisors 2011-12
1	2	3	4	5	6	7
		3605 INTEREST ON BANK DEP & INVEST	$ 183	$ 113	$ 152	$ 152
		TOTAL REV FROM USE OF MONEY & PROP	**$ 183**	**$ 113**	**$ 152**	**$ 152**
TOTAL PL LOC DRN-SHAL			**$ 183**	**$ 113**	**$ 152**	**$ 152**
PL LOC DRN-BRUND						
	REV FROM USE OF MONEY & PROP					
		3605 INTEREST ON BANK DEP & INVEST	$ 2,184	$ 1,352	$ 1,804	$ 1,804
		TOTAL REV FROM USE OF MONEY & PROP	**$ 2,184**	**$ 1,352**	**$ 1,804**	**$ 1,804**
TOTAL PL LOC DRN-BRUND			**$ 2,184**	**$ 1,352**	**$ 1,804**	**$ 1,804**
PL LOC DRN-ORNGW						
	REV FROM USE OF MONEY & PROP					
		3605 INTEREST ON BANK DEP & INVEST	$ 12,464	$ 6,095	$ 8,127	$ 8,127
		TOTAL REV FROM USE OF MONEY & PROP	**$ 12,464**	**$ 6,095**	**$ 8,127**	**$ 8,127**
TOTAL PL LOC DRN-ORNGW			**$ 12,464**	**$ 6,095**	**$ 8,127**	**$ 8,127**
PL LOC DRN-BRECK						
	REV FROM USE OF MONEY & PROP					
		3605 INTEREST ON BANK DEP & INVEST	$ 596	$ 369	$ 493	$ 493
		TOTAL REV FROM USE OF MONEY & PROP	**$ 596**	**$ 369**	**$ 493**	**$ 493**
TOTAL PL LOC DRN-BRECK			**$ 596**	**$ 369**	**$ 493**	**$ 493**
RANGE IMP SEC 15						
	INTERGOVERNMENTAL REVENUES					
		FEDERAL				
		4120 FEDERAL-GRAZING FEE	$ 7,118	$ 8,687	$ 9,000	$ 9,000
		TOTAL FEDERAL	**$ 7,118**	**$ 8,687**	**$ 9,000**	**$ 9,000**
		TOTAL INTERGOVERNMENTAL REVENUES	**$ 7,118**	**$ 8,687**	**$ 9,000**	**$ 9,000**

State Controller Schedules
County Budget Act
January 2010

COUNTY OF KERN
Detail of Additional Financing Sources by Fund and Account
Governmental Funds
Fiscal Year 2011-12

Schedule 6

Fund Name	Financing Source Category	Financing Source Account	Actual 2009-10	Actual 2010-11	CAO Recommended 2011-12	Adopted by the Board of Supervisors 2011-12
1	2	3	4	5	6	7
	REV FROM USE OF MONEY & PROP					
		3605 INTEREST ON BANK DEP & INVEST	$ 851	$ 556	$ 1,013	$ 1,013
		TOTAL REV FROM USE OF MONEY & PROP	**$ 851**	**$ 556**	**$ 1,013**	**$ 1,013**
TOTAL RANGE IMP SEC 15			**$ 7,969**	**$ 9,243**	**$ 10,013**	**$ 10,013**
PL LOC DRN-OILDL						
	REV FROM USE OF MONEY & PROP					
		3605 INTEREST ON BANK DEP & INVEST	$ 1,749	$ 1,085	$ 1,446	$ 1,446
		TOTAL REV FROM USE OF MONEY & PROP	**$ 1,749**	**$ 1,085**	**$ 1,446**	**$ 1,446**
TOTAL PL LOC DRN-OILDL			**$ 1,749**	**$ 1,085**	**$ 1,446**	**$ 1,446**
RANGE IMP SEC 3						
	INTERGOVERNMENTAL REVENUES					
		FEDERAL				
		4120 FEDERAL-GRAZING FEE	$ 974	$ 613	$ 1,000	$ 1,000
		TOTAL FEDERAL	**$ 974**	**$ 613**	**$ 1,000**	**$ 1,000**
		TOTAL INTERGOVERNMENTAL REVENUES	**$ 974**	**$ 613**	**$ 1,000**	**$ 1,000**
	REV FROM USE OF MONEY & PROP					
		3605 INTEREST ON BANK DEP & INVEST	$ 609	$ 370	$ 1,500	$ 1,500
		TOTAL REV FROM USE OF MONEY & PROP	**$ 609**	**$ 370**	**$ 1,500**	**$ 1,500**
TOTAL RANGE IMP SEC 3			**$ 1,583**	**$ 983**	**$ 2,500**	**$ 2,500**
INFORMATIONAL KIOSK FUND						
	MISCELLANEOUS REVENUES					
		5445 MISCELLANEOUS OTHER REVENUE	$ 8,333	$ 1,800	$	
		TOTAL MISCELLANEOUS REVENUES	**$ 8,333**	**$ 1,800**	**$**	
	REV FROM USE OF MONEY & PROP					
		3605 INTEREST ON BANK DEP & INVEST	$ 374	$ 50	$	
		TOTAL REV FROM USE OF MONEY & PROP	**$ 374**	**$ 50**	**$**	

State Controller Schedules
County Budget Act
January 2010

COUNTY OF KERN
Detail of Additional Financing Sources by Fund and Account
Governmental Funds
Fiscal Year 2011-12

Schedule 6

Fund Name	Financing Source Category	Financing Source Account	Actual 2009-10	Actual 2010-11	CAO Recommended 2011-12	Adopted by the Board of Supervisors 2011-12
1	2	3	4	5	6	7
TOTAL INFORMATIONAL KIOSK FUND			**$ 8,707**	**$ 1,850**	**$**	**$**
PROBATION TRN FD						
	INTERGOVERNMENTAL REVENUES					
	STATE					
	4040	STATE-SB 924 PROBATION TRAING	$ 194,073	$ 229,811	$ 222,560	$ 222,560
		TOTAL STATE	**$ 194,073**	**$ 229,811**	**$ 222,560**	**$ 222,560**
		TOTAL INTERGOVERNMENTAL REVENUES	**$ 194,073**	**$ 229,811**	**$ 222,560**	**$ 222,560**
TOTAL PROBATION TRN FD			**$ 194,073**	**$ 229,811**	**$ 222,560**	**$ 222,560**
DNA IDENTIFICATION						
	FINES, FORFEITURES & PENALTIES					
	3480	OTHER COURT FINES	$ 546,501	$ 619,288	$ 678,000	$ 678,000
		TOTAL FINES, FORFEITURES & PENALTIES	**$ 546,501**	**$ 619,288**	**$ 678,000**	**$ 678,000**
TOTAL DNA IDENTIFICATION			**$ 546,501**	**$ 619,288**	**$ 678,000**	**$ 678,000**
LOCAL PUBLIC SAFETY						
	INTERGOVERNMENTAL REVENUES					
	STATE					
	3822	STATE AID-PUBLIC SAFETY	$ 52,268,215	$ 51,918,794	$ 54,225,367	$ 54,225,367
		TOTAL STATE	**$ 52,268,215**	**$ 51,918,794**	**$ 54,225,367**	**$ 54,225,367**
		TOTAL INTERGOVERNMENTAL REVENUES	**$ 52,268,215**	**$ 51,918,794**	**$ 54,225,367**	**$ 54,225,367**
TOTAL LOCAL PUBLIC SAFETY			**$ 52,268,215**	**$ 51,918,794**	**$ 54,225,367**	**$ 54,225,367**
SHER FAC TRNG FD						
	CHARGES FOR SERVICES					
	CHARGES FOR CURRENT SERVICES					
	4990	OTHER REIMBURSEMENTS	$ 168,306	$ 209,652	$ 160,000	$ 160,000
		TOTAL CHARGES FOR CURRENT SERVICES	**$ 168,306**	**$ 209,652**	**$ 160,000**	**$ 160,000**

COUNTY OF KERN
Detail of Additional Financing Sources by Fund and Account
Governmental Funds
Fiscal Year 2011-12

Fund Name	Financing Source Category	Financing Source Account	Actual 2009-10	Actual 2010-11	CAO Recommended 2011-12	Adopted by the Board of Supervisors 2011-12
1	2	3	4	5	6	7
		TOTAL CHARGES FOR SERVICES	**$ 168,306**	**$ 209,652**	**$ 160,000**	**$ 160,000**
TOTAL SHER FAC TRNG FD			**$ 168,306**	**$ 209,652**	**$ 160,000**	**$ 160,000**
KERN CO DEPT OF CHILD SUPPORT						
	INTERGOVERNMENTAL REVENUES					
		FEDERAL				
	4065	FED-AID FOR REIM-COST FAM SUP	$ 12,449,149	$ 14,803,765	$ 14,749,819	$ 14,749,819
	4175	FEDERAL ARRA (STIMULUS)	2,440,026	558,936		
		TOTAL FEDERAL	**$ 14,889,175**	**$ 15,362,701**	**$ 14,749,819**	**$ 14,749,819**
		STATE				
	3870	STATE-AID ENFRCMNT INCTVE FUND	$ 6,679,905	$ 6,730,605	$ 7,598,393	$ 7,598,393
		TOTAL STATE	**$ 6,679,905**	**$ 6,730,605**	**$ 7,598,393**	**$ 7,598,393**
		TOTAL INTERGOVERNMENTAL REVENUES	**$ 21,569,080**	**$ 22,093,306**	**$ 22,348,212**	**$ 22,348,212**
	MISCELLANEOUS REVENUES					
	5400	JURY/WITNESS FEES FRM CNTY EMP	$	$ 30	$	$
	5440	CANCELLED OUTLAWED WARRANTS	(17)			
	5445	MISCELLANEOUS OTHER REVENUE	159	8,668	100	100
		TOTAL MISCELLANEOUS REVENUES	**$ 142**	**$ 8,698**	**$ 100**	**$ 100**
	OTHER FINANCING SOURCES					
	5497	OFS/OPERATING TRANSFER IN	$	$ 15,164	$	$
		TOTAL OTHER FINANCING SOURCES	**$**	**$ 15,164**	**$**	**$**
	REV FROM USE OF MONEY & PROP					
	3605	INTEREST ON BANK DEP & INVEST	$ 22,834	$ 10,319	$ 12,000	$ 12,000
	3717	AUTO PARKING CONCESSION	12,214	12,239	10,164	10,164
		TOTAL REV FROM USE OF MONEY & PROP	**$ 35,048**	**$ 22,558**	**$ 22,164**	**$ 22,164**
TOTAL KERN CO DEPT OF CHILD SUPPORT			**$ 21,604,270**	**$ 22,139,726**	**$ 22,370,476**	**$ 22,370,476**
AUTOMATED FINGERPRINT FUND						
	FINES, FORFEITURES & PENALTIES					
	3550	FORFEITURES & PENALTIES	$ 333,302	$ 374,912	$ 300,000	$ 300,000

COUNTY OF KERN
Detail of Additional Financing Sources by Fund and Account
Governmental Funds
Fiscal Year 2011-12

Fund Name	Financing Source Category	Financing Source Account	Actual 2009-10	Actual 2010-11	CAO Recommended 2011-12	Adopted by the Board of Supervisors 2011-12
1	2	3	4	5	6	7
		TOTAL FINES, FORFEITURES & PENALTIES	**$ 333,302**	**$ 374,912**	**$ 300,000**	**$ 300,000**
	REV FROM USE OF MONEY & PROP					
	3605	INTEREST ON BANK DEP & INVEST	$ 25,331	$ 13,168	$ 30,000	$ 30,000
		TOTAL REV FROM USE OF MONEY & PROP	**$ 25,331**	**$ 13,168**	**$ 30,000**	**$ 30,000**
TOTAL AUTOMATED FINGERPRINT FUND			**$ 358,633**	**$ 388,080**	**$ 330,000**	**$ 330,000**
JUV JUST FAC TEMP CONST						
	FINES, FORFEITURES & PENALTIES					
	3480	OTHER COURT FINES	$ 487	$ 293	$	
		TOTAL FINES, FORFEITURES & PENALTIES	**$ 487**	**$ 293**	**$**	
	REV FROM USE OF MONEY & PROP					
	3605	INTEREST ON BANK DEP & INVEST	$ 123	$ 82	$	
		TOTAL REV FROM USE OF MONEY & PROP	**$ 123**	**$ 82**	**$**	
TOTAL JUV JUST FAC TEMP CONST			**$ 610**	**$ 375**	**$**	
EMERGENCY MEDICAL SERVICES FND						
	FINES, FORFEITURES & PENALTIES					
	3518	EMERGENCY MED ASSESSMENT	$ 1,876,693	$ 2,093,862	$ 1,956,426	$ 1,956,426
		TOTAL FINES, FORFEITURES & PENALTIES	**$ 1,876,693**	**$ 2,093,862**	**$ 1,956,426**	**$ 1,956,426**
	INTERGOVERNMENTAL REVENUES					
	STATE					
	3955	STATE-AID FOR OTHER STATE AID	$ 315,921	$ 415	$	
		TOTAL STATE	**$ 315,921**	**$ 415**	**$**	
		TOTAL INTERGOVERNMENTAL REVENUES	**$ 315,921**	**$ 415**	**$**	
	MISCELLANEOUS REVENUES					
	5440	CANCELLED OUTLAWED WARRANTS	$ 11,195	$ 1,092	$	
		TOTAL MISCELLANEOUS REVENUES	**$ 11,195**	**$ 1,092**	**$**	
	REV FROM USE OF MONEY & PROP					

COUNTY OF KERN
Detail of Additional Financing Sources by Fund and Account
Governmental Funds
Fiscal Year 2011-12

Fund Name	Financing Source Category	Financing Source Account	Actual 2009-10	Actual 2010-11	CAO Recommended 2011-12	Adopted by the Board of Supervisors 2011-12
1	2	3	4	5	6	7
		3605 INTEREST ON BANK DEP & INVEST	$ 7,911	$ 6,288	$ 11,000	$ 11,000
		TOTAL REV FROM USE OF MONEY & PROP	**$ 7,911**	**$ 6,288**	**$ 11,000**	**$ 11,000**
TOTAL EMERGENCY MEDICAL SERVICES FND			**$ 2,211,720**	**$ 2,101,657**	**$ 1,967,426**	**$ 1,967,426**
AUTOMATED CO WARRANT SYSTEM						
	FINES, FORFEITURES & PENALTIES					
		3480 OTHER COURT FINES	$ 78,789	$ 80,165	$ 91,000	$ 91,000
		TOTAL FINES, FORFEITURES & PENALTIES	**$ 78,789**	**$ 80,165**	**$ 91,000**	**$ 91,000**
TOTAL AUTOMATED CO WARRANT SYSTEM			**$ 78,789**	**$ 80,165**	**$ 91,000**	**$ 91,000**
DOMESTIC VIOL PG						
	FINES, FORFEITURES & PENALTIES					
		3480 OTHER COURT FINES	$ 51,301	$ 36,856	$ 44,000	$ 44,000
		TOTAL FINES, FORFEITURES & PENALTIES	**$ 51,301**	**$ 36,856**	**$ 44,000**	**$ 44,000**
	LICENSES, PERMITS & FRANCHISES					
		3365 MARRIAGE LICENSES	$ 93,288	$ 97,382	$ 92,000	$ 92,000
		TOTAL LICENSES, PERMITS & FRANCHISES	**$ 93,288**	**$ 97,382**	**$ 92,000**	**$ 92,000**
TOTAL DOMESTIC VIOL PG			**$ 144,589**	**$ 134,238**	**$ 136,000**	**$ 136,000**
CRIMINAL JUS FACILITIES CONST						
	FINES, FORFEITURES & PENALTIES					
		3480 OTHER COURT FINES	$ 3,410,447	$ 3,832,439	$ 4,214,000	$ 4,214,000
		3489 PARKING FINES-OTHER AGENCIES	15,710	15,017		
		3491 PARKING FINES-EQUIPMENT	10,012	7,117		
		TOTAL FINES, FORFEITURES & PENALTIES	**$ 3,436,169**	**$ 3,854,573**	**$ 4,214,000**	**$ 4,214,000**
TOTAL CRIMINAL JUS FACILITIES CONST			**$ 3,436,169**	**$ 3,854,573**	**$ 4,214,000**	**$ 4,214,000**
RECORDER						

State Controller Schedules
County Budget Act
January 2010

COUNTY OF KERN
Detail of Additional Financing Sources by Fund and Account
Governmental Funds
Fiscal Year 2011-12

Schedule 6

Fund Name	Financing Source Category	Financing Source Account	Actual 2009-10	Actual 2010-11	CAO Recommended 2011-12	Adopted by the Board of Supervisors 2011-12
1	2	3	4	5	6	7
	CHARGES FOR SERVICES					
		CHARGES FOR CURRENT SERVICES				
		4680 RECORDING FEES	$	$	$ 2,159,477	$ 2,159,477
		4681 COPY & PROCESS FEES			312,822	312,822
		TOTAL CHARGES FOR CURRENT SERVICES	**$**	**$**	**$ 2,472,299**	**$ 2,472,299**
		CHARGES FOR SERVICES-INTERFUND				
		5326 I/F-COPY AND PROCESS FEES	$	$	$ 10,838	$ 10,838
		TOTAL CHARGES FOR SERVICES-INTERFUND	**$**	**$**	**$ 10,838**	**$ 10,838**
	TOTAL CHARGES FOR SERVICES		**$**	**$**	**$ 2,483,137**	**$ 2,483,137**
	LICENSES, PERMITS & FRANCHISES					
		3365 MARRIAGE LICENSES	$	$	$ 3,900	$ 3,900
	TOTAL LICENSES, PERMITS & FRANCHISES		**$**	**$**	**$ 3,900**	**$ 3,900**
	MISCELLANEOUS REVENUES					
		5425 RETURNED CHECK CHARGE	$	$	$ 701	$ 701
	TOTAL MISCELLANEOUS REVENUES		**$**	**$**	**$ 701**	**$ 701**
	OTHER FINANCING SOURCES					
		5497 OFS/OPERATING TRANSFER IN	$	$	$ 1,358,536	$ 1,358,536
	TOTAL OTHER FINANCING SOURCES		**$**	**$**	**$ 1,358,536**	**$ 1,358,536**
TOTAL RECORDER			**$**	**$**	**$ 3,846,274**	**$ 3,846,274**
COURTHOUSE CONSTRUCTION FUND						
	FINES, FORFEITURES & PENALTIES					
		3480 OTHER COURT FINES	$ 42,192	$ 31,816	$	$
		3489 PARKING FINES-OTHER AGENCIES	6,883	376		
		3491 PARKING FINES-EQUIPMENT	10,012	5,768		
	TOTAL FINES, FORFEITURES & PENALTIES		**$ 59,087**	**$ 37,960**	**$**	**$**
TOTAL COURTHOUSE CONSTRUCTION FUND			**$ 59,087**	**$ 37,960**	**$**	**$**
RECORDER`S SSN TRUNCATION						
	CHARGES FOR SERVICES					

State Controller Schedules
County Budget Act
January 2010

COUNTY OF KERN
Detail of Additional Financing Sources by Fund and Account
Governmental Funds
Fiscal Year 2011-12

Schedule 6

Fund Name	Financing Source Category	Financing Source Account	Actual 2009-10	Actual 2010-11	CAO Recommended 2011-12	Adopted by the Board of Supervisors 2011-12
1	2	3	4	5	6	7
		CHARGES FOR CURRENT SERVICES				
		4680 RECORDING FEES	$ 181,474	$ 177,447	$ 180,183	$ 180,183
		TOTAL CHARGES FOR CURRENT SERVICES	**$ 181,474**	**$ 177,447**	**$ 180,183**	**$ 180,183**
		CHARGES FOR SERVICES-INTERFUND				
		5327 I/F-RECORDING FEES	$ 1	$	$	
		TOTAL CHARGES FOR SERVICES-INTERFUND	**$ 1**	**$**	**$**	
		TOTAL CHARGES FOR SERVICES	**$ 181,475**	**$ 177,447**	**$ 180,183**	**$ 180,183**
	OTHER FINANCING SOURCES					
		5497 OFS/OPERATING TRANSFER IN	$ 27	$ 24	$	
		TOTAL OTHER FINANCING SOURCES	**$ 27**	**$ 24**	**$**	
TOTAL RECORDER`S SSN TRUNCATION			**$ 181,502**	**$ 177,471**	**$ 180,183**	**$ 180,183**
ALCOHOLISM PROG						
	FINES, FORFEITURES & PENALTIES					
		3455 VEHICLE CODE FINES	$ 111,064	$ 120,939	$ 100,000	$ 100,000
		TOTAL FINES, FORFEITURES & PENALTIES	**$ 111,064**	**$ 120,939**	**$ 100,000**	**$ 100,000**
	REV FROM USE OF MONEY & PROP					
		3605 INTEREST ON BANK DEP & INVEST	$ 4,772	$ 1,897	$ 5,000	$ 5,000
		TOTAL REV FROM USE OF MONEY & PROP	**$ 4,772**	**$ 1,897**	**$ 5,000**	**$ 5,000**
TOTAL ALCOHOLISM PROG			**$ 115,836**	**$ 122,836**	**$ 105,000**	**$ 105,000**
ALCOHOL ABUSE EDUCATION/PREV						
	FINES, FORFEITURES & PENALTIES					
		3480 OTHER COURT FINES	$ 98,068	$ 105,184	$ 78,000	$ 78,000
		TOTAL FINES, FORFEITURES & PENALTIES	**$ 98,068**	**$ 105,184**	**$ 78,000**	**$ 78,000**
	REV FROM USE OF MONEY & PROP					
		3605 INTEREST ON BANK DEP & INVEST	$ 312	$ 297	$	
		TOTAL REV FROM USE OF MONEY & PROP	**$ 312**	**$ 297**	**$**	
TOTAL ALCOHOL ABUSE EDUCATION/PREV			**$ 98,380**	**$ 105,481**	**$ 78,000**	**$ 78,000**

State Controller Schedules
County Budget Act
January 2010

COUNTY OF KERN
Detail of Additional Financing Sources by Fund and Account
Governmental Funds
Fiscal Year 2011-12

Schedule 6

Fund Name	Financing Source Category	Financing Source Account	Actual 2009-10	Actual 2010-11	CAO Recommended 2011-12	Adopted by the Board of Supervisors 2011-12
1	2	3	4	5	6	7
DRUG PROGRAM FUND						
	FINES, FORFEITURES & PENALTIES					
	3480	OTHER COURT FINES	$ 30,071	$ 22,833	$ 22,000	$ 22,000
		TOTAL FINES, FORFEITURES & PENALTIES	**$ 30,071**	**$ 22,833**	**$ 22,000**	**$ 22,000**
	REV FROM USE OF MONEY & PROP					
	3605	INTEREST ON BANK DEP & INVEST	$ 5,449	$ 3,425	$	
		TOTAL REV FROM USE OF MONEY & PROP	**$ 5,449**	**$ 3,425**	**$**	
TOTAL DRUG PROGRAM FUND			**$ 35,520**	**$ 26,258**	**$ 22,000**	**$ 22,000**
RECORDERS MODERNIZATION FUND						
	CHARGES FOR SERVICES					
		CHARGES FOR CURRENT SERVICES				
	4682	RECORDERS FEE-ADDITIONAL	$ 622,696	$ 617,176	$ 624,680	$ 624,680
		TOTAL CHARGES FOR CURRENT SERVICES	**$ 622,696**	**$ 617,176**	**$ 624,680**	**$ 624,680**
		CHARGES FOR SERVICES-INTERFUND				
	5327	I/F-RECORDING FEES	$ 2	$	$	
		TOTAL CHARGES FOR SERVICES-INTERFUND	**$ 2**	**$**	**$**	
		TOTAL CHARGES FOR SERVICES	**$ 622,698**	**$ 617,176**	**$ 624,680**	**$ 624,680**
	OTHER FINANCING SOURCES					
	5497	OFS/OPERATING TRANSFER IN	$ 169,036	$ 25,024	$	
		TOTAL OTHER FINANCING SOURCES	**$ 169,036**	**$ 25,024**	**$**	
TOTAL RECORDERS MODERNIZATION FUND			**$ 791,734**	**$ 642,200**	**$ 624,680**	**$ 624,680**
MICROGRAPHIC-RCD						
	CHARGES FOR SERVICES					
		CHARGES FOR CURRENT SERVICES				
	4690	RECORDING FEES-MICROGRAPHICS	$ 181,398	$ 177,431	$ 180,169	$ 180,169
		TOTAL CHARGES FOR CURRENT SERVICES	**$ 181,398**	**$ 177,431**	**$ 180,169**	**$ 180,169**
		CHARGES FOR SERVICES-INTERFUND				

State Controller Schedules
County Budget Act
January 2010

COUNTY OF KERN
Detail of Additional Financing Sources by Fund and Account
Governmental Funds
Fiscal Year 2011-12

Schedule 6

Fund Name	Financing Source Category	Financing Source Account	Actual 2009-10	Actual 2010-11	CAO Recommended 2011-12	Adopted by the Board of Supervisors 2011-12
1	2	3	4	5	6	7
		5327 I/F-RECORDING FEES	$ 1	$	$	$
		TOTAL CHARGES FOR SERVICES-INTERFUND	**$ 1**	**$**	**$**	**$**
	TOTAL CHARGES FOR SERVICES		**$ 181,399**	**$ 177,431**	**$ 180,169**	**$ 180,169**
	OTHER FINANCING SOURCES					
		5497 OFS/OPERATING TRANSFER IN	$ 27	$ 24	$	$
	TOTAL OTHER FINANCING SOURCES		**$ 27**	**$ 24**	**$**	**$**
TOTAL MICROGRAPHIC-RCD			**$ 181,426**	**$ 177,455**	**$ 180,169**	**$ 180,169**
REDEMPTION SYSTEMS						
	FINES, FORFEITURES & PENALTIES					
		3565 PENALTIES-REDEMPTIONS	$ 229,276	$ 231,116	$ 654,428	$ 654,428
	TOTAL FINES, FORFEITURES & PENALTIES		**$ 229,276**	**$ 231,116**	**$ 654,428**	**$ 654,428**
TOTAL REDEMPTION SYSTEMS			**$ 229,276**	**$ 231,116**	**$ 654,428**	**$ 654,428**
ABATEMENT COST						
	CHARGES FOR SERVICES					
		CHARGES FOR CURRENT SERVICES				
		4303 SPECIAL ASSESSMENTS-CURRENT	$ (2)	$ (5)	$	$
		TOTAL CHARGES FOR CURRENT SERVICES	**$ (2)**	**$ (5)**	**$**	**$**
	TOTAL CHARGES FOR SERVICES		**$ (2)**	**$ (5)**	**$**	**$**
	FINES, FORFEITURES & PENALTIES					
		3565 PENALTIES-REDEMPTIONS	$ 5,280	$ 711	$	$
	TOTAL FINES, FORFEITURES & PENALTIES		**$ 5,280**	**$ 711**	**$**	**$**
	REV FROM USE OF MONEY & PROP					
		3615 INTEREST FROM OTHER SOURCES	$ 7	$ 14	$	$
	TOTAL REV FROM USE OF MONEY & PROP		**$ 7**	**$ 14**	**$**	**$**
	TAXES CURRENT PROPERTY					
		3005 PROPERTY TAXES-CURRENT SECURED	$ 6,385	$ 50,100	$	$
	TOTAL TAXES CURRENT PROPERTY		**$ 6,385**	**$ 50,100**	**$**	**$**

State Controller Schedules
County Budget Act
January 2010

COUNTY OF KERN
Detail of Additional Financing Sources by Fund and Account
Governmental Funds
Fiscal Year 2011-12

Schedule 6

Fund Name	Financing Source Category	Financing Source Account	Actual 2009-10	Actual 2010-11	CAO Recommended 2011-12	Adopted by the Board of Supervisors 2011-12
1	2	3	4	5	6	7
	TAXES OTHER THAN CURRENT PROP					
	3015	PROPERTY TAXES-PRIOR SECURED	$ 5,205	$ 46,303	$	$
		TOTAL TAXES OTHER THAN CURRENT PROP	**$ 5,205**	**$ 46,303**	**$**	**$**
TOTAL ABATEMENT COST			**$ 16,875**	**$ 97,123**	**$**	**$**
A-C FARM ADV AGRI RESEARCH						
	REV FROM USE OF MONEY & PROP					
	3605	INTEREST ON BANK DEP & INVEST	$ 6,085	$ 95	$	$
		TOTAL REV FROM USE OF MONEY & PROP	**$ 6,085**	**$ 95**	**$**	**$**
TOTAL A-C FARM ADV AGRI RESEARCH			**$ 6,085**	**$ 95**	**$**	**$**
ANIMAL CARE DONATIONS						
	LICENSES, PERMITS & FRANCHISES					
	3155	ANIMAL LICENSES	$	$ (5)	$	$
		TOTAL LICENSES, PERMITS & FRANCHISES	**$**	**$ (5)**	**$**	**$**
	MISCELLANEOUS REVENUES					
	5405	GIFTS AND DONATIONS	$ 11,808	$ 9,152	$ 11,000	$ 11,000
		TOTAL MISCELLANEOUS REVENUES	**$ 11,808**	**$ 9,152**	**$ 11,000**	**$ 11,000**
	REV FROM USE OF MONEY & PROP					
	3605	INTEREST ON BANK DEP & INVEST	$ 325	$ 322	$ 300	$ 300
		TOTAL REV FROM USE OF MONEY & PROP	**$ 325**	**$ 322**	**$ 300**	**$ 300**
TOTAL ANIMAL CARE DONATIONS			**$ 12,133**	**$ 9,469**	**$ 11,300**	**$ 11,300**
ANIMAL CARE						
	REV FROM USE OF MONEY & PROP					
	3605	INTEREST ON BANK DEP & INVEST	$ 1,051	$ 651	$ 650	$ 650
		TOTAL REV FROM USE OF MONEY & PROP	**$ 1,051**	**$ 651**	**$ 650**	**$ 650**

COUNTY OF KERN
Detail of Additional Financing Sources by Fund and Account
Governmental Funds
Fiscal Year 2011-12

Fund Name	Financing Source Category	Financing Source Account	Actual 2009-10	Actual 2010-11	CAO Recommended 2011-12	Adopted by the Board of Supervisors 2011-12
1	2	3	4	5	6	7
TOTAL ANIMAL CARE			**$ 1,051**	**$ 651**	**$ 650**	**$ 650**
STERILIZATION FUND						
	LICENSES, PERMITS & FRANCHISES					
	3155	ANIMAL LICENSES	$	$ 19,861	$ 33,000	$ 33,000
		TOTAL LICENSES, PERMITS & FRANCHISES	**$**	**$ 19,861**	**$ 33,000**	**$ 33,000**
TOTAL STERILIZATION FUND			**$**	**$ 19,861**	**$ 33,000**	**$ 33,000**
BOARD OF TRADE-ADVERTISING						
	MISCELLANEOUS REVENUES					
	5444	MISC OTHER REVENUE-PRIOR YEAR	$ 20,253	$ 4,037	$	$
	5445	MISCELLANEOUS OTHER REVENUE	31,488	52,909	52,800	52,800
		TOTAL MISCELLANEOUS REVENUES	**$ 51,741**	**$ 56,946**	**$ 52,800**	**$ 52,800**
	OTHER FINANCING SOURCES					
	5497	OFS/OPERATING TRANSFER IN	$	$ 6,420	$	$
		TOTAL OTHER FINANCING SOURCES	**$**	**$ 6,420**	**$**	**$**
	REV FROM USE OF MONEY & PROP					
	3605	INTEREST ON BANK DEP & INVEST	$ 889	$ 590	$ 700	$ 700
		TOTAL REV FROM USE OF MONEY & PROP	**$ 889**	**$ 590**	**$ 700**	**$ 700**
TOTAL BOARD OF TRADE-ADVERTISING			**$ 52,630**	**$ 63,956**	**$ 53,500**	**$ 53,500**
GENERAL PLAN ADMIN SURCHARGE						
	CHARGES FOR SERVICES					
		CHARGES FOR CURRENT SERVICES				
	4445	GENERAL PLAN AMENDMENTS	$ 343,752	$ 260,692	$ 350,000	$ 350,000
		TOTAL CHARGES FOR CURRENT SERVICES	**$ 343,752**	**$ 260,692**	**$ 350,000**	**$ 350,000**
		TOTAL CHARGES FOR SERVICES	**$ 343,752**	**$ 260,692**	**$ 350,000**	**$ 350,000**
	REV FROM USE OF MONEY & PROP					
	3605	INTEREST ON BANK DEP & INVEST	$ 20,405	$ 5,899	$ 6,000	$ 6,000

State Controller Schedules
County Budget Act
January 2010

COUNTY OF KERN
Detail of Additional Financing Sources by Fund and Account
Governmental Funds
Fiscal Year 2011-12

Schedule 6

Fund Name	Financing Source Category	Financing Source Account	Actual 2009-10	Actual 2010-11	CAO Recommended 2011-12	Adopted by the Board of Supervisors 2011-12
1	2	3	4	5	6	7
		TOTAL REV FROM USE OF MONEY & PROP	**$ 20,405**	**$ 5,899**	**$ 6,000**	**$ 6,000**
TOTAL GENERAL PLAN ADMIN SURCHARGE			**$ 364,157**	**$ 266,591**	**$ 356,000**	**$ 356,000**
CO-WIDE CRIME PREV. P.C.1202.5						
	FINES, FORFEITURES & PENALTIES					
		3550 FORFEITURES & PENALTIES	$ 599	$ 716	$	$
		TOTAL FINES, FORFEITURES & PENALTIES	**$ 599**	**$ 716**	**$**	**$**
TOTAL CO-WIDE CRIME PREV. P.C.1202.5			**$ 599**	**$ 716**	**$**	**$**
D.A.-LOCAL FORFEITURE TRUST						
	FINES, FORFEITURES & PENALTIES					
		3550 FORFEITURES & PENALTIES	$ 99,496	$ 65,346	$ 50,000	$ 50,000
		TOTAL FINES, FORFEITURES & PENALTIES	**$ 99,496**	**$ 65,346**	**$ 50,000**	**$ 50,000**
	REV FROM USE OF MONEY & PROP					
		3605 INTEREST ON BANK DEP & INVEST	$ 20,194	$ 5,507	$	$
		TOTAL REV FROM USE OF MONEY & PROP	**$ 20,194**	**$ 5,507**	**$**	**$**
TOTAL D.A.-LOCAL FORFEITURE TRUST			**$ 119,690**	**$ 70,853**	**$ 50,000**	**$ 50,000**
SOLID WASTE-LEA GRANT						
	INTERGOVERNMENTAL REVENUES					
		STATE				
		3955 STATE-AID FOR OTHER STATE AID	$	$ 29,756	$ 30,000	$ 30,000
		TOTAL STATE	**$**	**$ 29,756**	**$ 30,000**	**$ 30,000**
		TOTAL INTERGOVERNMENTAL REVENUES	**$**	**$ 29,756**	**$ 30,000**	**$ 30,000**
	REV FROM USE OF MONEY & PROP					
		3605 INTEREST ON BANK DEP & INVEST	$	$ 29	$ 500	$ 500
		TOTAL REV FROM USE OF MONEY & PROP	**$**	**$ 29**	**$ 500**	**$ 500**
TOTAL SOLID WASTE-LEA GRANT			**$**	**$ 29,785**	**$ 30,500**	**$ 30,500**

State Controller Schedules
County Budget Act
January 2010

COUNTY OF KERN
Detail of Additional Financing Sources by Fund and Account
Governmental Funds
Fiscal Year 2011-12

Schedule 6

Fund Name	Financing Source Category	Financing Source Account	Actual 2009-10	Actual 2010-11	CAO Recommended 2011-12	Adopted by the Board of Supervisors 2011-12
1	2	3	4	5	6	7
HEALTH-LOCAL OPTION						
	MISCELLANEOUS REVENUES					
		5730 TRUST FUNDS-OTHER	$ 6,250	$	$	$
		TOTAL MISCELLANEOUS REVENUES	**$ 6,250**	**$**	**$**	**$**
	REV FROM USE OF MONEY & PROP					
		3605 INTEREST ON BANK DEP & INVEST	$ 600	$ 333	$ 500	$ 500
		TOTAL REV FROM USE OF MONEY & PROP	**$ 600**	**$ 333**	**$ 500**	**$ 500**
TOTAL HEALTH-LOCAL OPTION			**$ 6,850**	**$ 333**	**$ 500**	**$ 500**
HLTH-STATE L.U.S.T. PROG						
	CHARGES FOR SERVICES					
		CHARGES FOR CURRENT SERVICES				
		4751 HEALTH SERVICES-HAZARDOUS WST	$ 40,171	$ 51,673	$	$
		TOTAL CHARGES FOR CURRENT SERVICES	**$ 40,171**	**$ 51,673**	**$**	**$**
		TOTAL CHARGES FOR SERVICES	**$ 40,171**	**$ 51,673**	**$**	**$**
TOTAL HLTH-STATE L.U.S.T. PROG			**$ 40,171**	**$ 51,673**	**$**	**$**
PUBLIC HEALTH MISCELLANEOUS						
	CHARGES FOR SERVICES					
		CHARGES FOR CURRENT SERVICES				
		4990 OTHER REIMBURSEMENTS	$ 32,331	$ 141,356	$ 2,366	$ 2,366
		TOTAL CHARGES FOR CURRENT SERVICES	**$ 32,331**	**$ 141,356**	**$ 2,366**	**$ 2,366**
		TOTAL CHARGES FOR SERVICES	**$ 32,331**	**$ 141,356**	**$ 2,366**	**$ 2,366**
	INTERGOVERNMENTAL REVENUES					
		FEDERAL				
		4140 FEDERAL-OTHER AID	$ 24,105	$	$	$
		TOTAL FEDERAL	**$ 24,105**	**$**	**$**	**$**
		STATE				
		3995 STATE-AID MANDATED COST REIMB	$ 4,950	$ 6,000	$ 6,000	$ 6,000

COUNTY OF KERN
Detail of Additional Financing Sources by Fund and Account
Governmental Funds
Fiscal Year 2011-12

Fund Name	Financing Source Category	Financing Source Account	Actual 2009-10	Actual 2010-11	CAO Recommended 2011-12	Adopted by the Board of Supervisors 2011-12
1	2	3	4	5	6	7
		TOTAL STATE	**$ 4,950**	**$ 6,000**	**$ 6,000**	**$ 6,000**
		TOTAL INTERGOVERNMENTAL REVENUES	**$ 29,055**	**$ 6,000**	**$ 6,000**	**$ 6,000**
	MISCELLANEOUS REVENUES					
	5405	GIFTS AND DONATIONS	$	$ 820	$	$
	5445	MISCELLANEOUS OTHER REVENUE	26,402			
		TOTAL MISCELLANEOUS REVENUES	**$ 26,402**	**$ 820**	**$**	
TOTAL PUBLIC HEALTH MISCELLANEOUS			**$ 87,788**	**$ 148,176**	**$ 8,366**	**$ 8,366**
HEALTH-FAX DEATH CERTIFICATES						
	REV FROM USE OF MONEY & PROP					
	3605	INTEREST ON BANK DEP & INVEST	$ 5,529	$ 1,577	$	$
		TOTAL REV FROM USE OF MONEY & PROP	**$ 5,529**	**$ 1,577**	**$**	
TOTAL HEALTH-FAX DEATH CERTIFICATES			**$ 5,529**	**$ 1,577**	**$**	
HEALTH-MAA/TCM						
	INTERGOVERNMENTAL REVENUES					
	FEDERAL					
	4140	FEDERAL-OTHER AID	$	$ 111,219	$ 99,955	$ 99,955
		TOTAL FEDERAL	**$**	**$ 111,219**	**$ 99,955**	**$ 99,955**
		TOTAL INTERGOVERNMENTAL REVENUES	**$**	**$ 111,219**	**$ 99,955**	**$ 99,955**
	REV FROM USE OF MONEY & PROP					
	3605	INTEREST ON BANK DEP & INVEST	$	$ 97	$ 40	$ 40
		TOTAL REV FROM USE OF MONEY & PROP	**$**	**$ 97**	**$ 40**	**$ 40**
TOTAL HEALTH-MAA/TCM			**$**	**$ 111,316**	**$ 99,995**	**$ 99,995**
H1N1 PUB HLTH EMERG RESP FUNDS						
	INTERGOVERNMENTAL REVENUES					
	FEDERAL					
	4100	FEDERAL-HEALTH-ADMINISTRATION	$ 1,885,719	$ 258,070	$ 5,347	$ 5,347

Fund Name	Financing Source Category	Financing Source Account	Actual 2009-10	Actual 2010-11	CAO Recommended 2011-12	Adopted by the Board of Supervisors 2011-12
1	2	3	4	5	6	7
		TOTAL FEDERAL	**$ 1,885,719**	**$ 258,070**	**$ 5,347**	**$ 5,347**
		TOTAL INTERGOVERNMENTAL REVENUES	**$ 1,885,719**	**$ 258,070**	**$ 5,347**	**$ 5,347**
	REV FROM USE OF MONEY & PROP					
		3605 INTEREST ON BANK DEP & INVEST	$ 891	$ 2,006	$ 100	$ 100
		TOTAL REV FROM USE OF MONEY & PROP	**$ 891**	**$ 2,006**	**$ 100**	**$ 100**
TOTAL H1N1 PUB HLTH EMERG RESP FUNDS			**$ 1,886,610**	**$ 260,076**	**$ 5,447**	**$ 5,447**
CHILD RESTRAINT LOANER PRG						
	CHARGES FOR SERVICES					
		CHARGES FOR CURRENT SERVICES				
		4990 OTHER REIMBURSEMENTS	$	$ 100	$ 1,210	$ 1,210
		5245 REIMB CHILD RESTRAINT LOANER	25,087	122,636	61,369	61,369
		TOTAL CHARGES FOR CURRENT SERVICES	**$ 25,087**	**$ 122,736**	**$ 62,579**	**$ 62,579**
		TOTAL CHARGES FOR SERVICES	**$ 25,087**	**$ 122,736**	**$ 62,579**	**$ 62,579**
TOTAL CHILD RESTRAINT LOANER PRG			**$ 25,087**	**$ 122,736**	**$ 62,579**	**$ 62,579**
D. A. EQUIPMENT/AUTOMATION						
	FINES, FORFEITURES & PENALTIES					
		3550 FORFEITURES & PENALTIES	$	$	$ 5,000	$ 5,000
		TOTAL FINES, FORFEITURES & PENALTIES	**$**	**$**	**$ 5,000**	**$ 5,000**
	REV FROM USE OF MONEY & PROP					
		3605 INTEREST ON BANK DEP & INVEST	$ 7,836	$ 6,782	$	
		TOTAL REV FROM USE OF MONEY & PROP	**$ 7,836**	**$ 6,782**	**$**	
TOTAL D. A. EQUIPMENT/AUTOMATION			**$ 7,836**	**$ 6,782**	**$ 5,000**	**$ 5,000**
MH-PROP 36 SUB A & CRIME PREV						
	CHARGES FOR SERVICES					
		CHARGES FOR CURRENT SERVICES				
		4800 MENTAL HEALTH SERVICES	$ 436	$	$	

State Controller Schedules
County Budget Act
January 2010

COUNTY OF KERN
Detail of Additional Financing Sources by Fund and Account
Governmental Funds
Fiscal Year 2011-12

Schedule 6

Fund Name	Financing Source Category	Financing Source Account	Actual 2009-10	Actual 2010-11	CAO Recommended 2011-12	Adopted by the Board of Supervisors 2011-12
1	2	3	4	5	6	7
		TOTAL CHARGES FOR CURRENT SERVICES	**$ 436**	**$**	**$**	**$**
	TOTAL CHARGES FOR SERVICES		**$ 436**	**$**	**$**	**$**
	INTERGOVERNMENTAL REVENUES					
		STATE				
		3905 STATE-AID FOR MENTAL HEALTH	$ 31,819	$	$	$
		TOTAL STATE	**$ 31,819**	**$**	**$**	**$**
	TOTAL INTERGOVERNMENTAL REVENUES		**$ 31,819**	**$**	**$**	**$**
	REV FROM USE OF MONEY & PROP					
		3605 INTEREST ON BANK DEP & INVEST	$ 2,850	$	$	$
	TOTAL REV FROM USE OF MONEY & PROP		**$ 2,850**	**$**	**$**	**$**
TOTAL MH-PROP 36 SUB A & CRIME PREV			**$ 35,105**	**$**	**$**	**$**
KCIRT						
	MISCELLANEOUS REVENUES					
		5445 MISCELLANEOUS OTHER REVENUE	$	$	$ 500	$ 500
	TOTAL MISCELLANEOUS REVENUES		**$**	**$**	**$ 500**	**$ 500**
	REV FROM USE OF MONEY & PROP					
		3605 INTEREST ON BANK DEP & INVEST	$ 54	$ 22	$	$
	TOTAL REV FROM USE OF MONEY & PROP		**$ 54**	**$ 22**	**$**	**$**
TOTAL KCIRT			**$ 54**	**$ 22**	**$ 500**	**$ 500**
MENTAL HEALTH SERVICES ACT						
	INTERGOVERNMENTAL REVENUES					
		STATE				
		3905 STATE-AID FOR MENTAL HEALTH	$ 21,457,594	$ 41,500,962	$ 18,713,781	$ 18,713,781
		TOTAL STATE	**$ 21,457,594**	**$ 41,500,962**	**$ 18,713,781**	**$ 18,713,781**
	TOTAL INTERGOVERNMENTAL REVENUES		**$ 21,457,594**	**$ 41,500,962**	**$ 18,713,781**	**$ 18,713,781**
	REV FROM USE OF MONEY & PROP					
		3605 INTEREST ON BANK DEP & INVEST	$ 207,041	$ 193,047	$ 200,000	$ 200,000

State Controller Schedules
County Budget Act
January 2010

COUNTY OF KERN
Detail of Additional Financing Sources by Fund and Account
Governmental Funds
Fiscal Year 2011-12

Schedule 6

Fund Name	Financing Source Category	Financing Source Account	Actual 2009-10	Actual 2010-11	CAO Recommended 2011-12	Adopted by the Board of Supervisors 2011-12
1	2	3	4	5	6	7
		TOTAL REV FROM USE OF MONEY & PROP	**$ 207,041**	**$ 193,047**	**$ 200,000**	**$ 200,000**
TOTAL MENTAL HEALTH SERVICES ACT			**$ 21,664,635**	**$ 41,694,009**	**$ 18,913,781**	**$ 18,913,781**
MHSA PRUDENT RESERVE						
	INTERGOVERNMENTAL REVENUES					
	STATE					
	3905	STATE-AID FOR MENTAL HEALTH	$ 7,757,551	$	$	
		TOTAL STATE	**$ 7,757,551**	**$**	**$**	
		TOTAL INTERGOVERNMENTAL REVENUES	**$ 7,757,551**	**$**	**$**	
	REV FROM USE OF MONEY & PROP					
	3605	INTEREST ON BANK DEP & INVEST	$ 108,159	$ 84,948	$ 50,000	$ 50,000
		TOTAL REV FROM USE OF MONEY & PROP	**$ 108,159**	**$ 84,948**	**$ 50,000**	**$ 50,000**
TOTAL MHSA PRUDENT RESERVE			**$ 7,865,710**	**$ 84,948**	**$ 50,000**	**$ 50,000**
CRIMINALISTICS LABORATORIES						
	FINES, FORFEITURES & PENALTIES					
	3550	FORFEITURES & PENALTIES	$ 143,655	$ 23,059	$ 130,000	$ 130,000
		TOTAL FINES, FORFEITURES & PENALTIES	**$ 143,655**	**$ 23,059**	**$ 130,000**	**$ 130,000**
TOTAL CRIMINALISTICS LABORATORIES			**$ 143,655**	**$ 23,059**	**$ 130,000**	**$ 130,000**
PROBATION ASSET FORFEITURE						
	FINES, FORFEITURES & PENALTIES					
	3550	FORFEITURES & PENALTIES	$ 3,142	$ 5,791	$	
		TOTAL FINES, FORFEITURES & PENALTIES	**$ 3,142**	**$ 5,791**	**$**	
	REV FROM USE OF MONEY & PROP					
	3605	INTEREST ON BANK DEP & INVEST	$ 816	$ 521	$ 500	$ 500
		TOTAL REV FROM USE OF MONEY & PROP	**$ 816**	**$ 521**	**$ 500**	**$ 500**
TOTAL PROBATION ASSET FORFEITURE			**$ 3,958**	**$ 6,312**	**$ 500**	**$ 500**

State Controller Schedules
County Budget Act
January 2010

COUNTY OF KERN
Detail of Additional Financing Sources by Fund and Account
Governmental Funds
Fiscal Year 2011-12

Schedule 6

Fund Name	Financing Source Category	Financing Source Account	Actual 2009-10	Actual 2010-11	CAO Recommended 2011-12	Adopted by the Board of Supervisors 2011-12
1	2	3	4	5	6	7
HEALTH-NNFP						
	CHARGES FOR SERVICES					
		CHARGES FOR CURRENT SERVICES				
		4990 OTHER REIMBURSEMENTS	$ 100,000	$ 200,000	$ 98,875	$ 98,875
		TOTAL CHARGES FOR CURRENT SERVICES	**$ 100,000**	**$ 200,000**	**$ 98,875**	**$ 98,875**
		TOTAL CHARGES FOR SERVICES	**$ 100,000**	**$ 200,000**	**$ 98,875**	**$ 98,875**
	REV FROM USE OF MONEY & PROP					
		3605 INTEREST ON BANK DEP & INVEST	$ 2,290	$ 8,246	$ 1,125	$ 1,125
		TOTAL REV FROM USE OF MONEY & PROP	**$ 2,290**	**$ 8,246**	**$ 1,125**	**$ 1,125**
TOTAL HEALTH-NNFP			**$ 102,290**	**$ 208,246**	**$ 100,000**	**$ 100,000**
TRUCK 21 REPLACEMENT						
	CHARGES FOR SERVICES					
		CHARGES FOR CURRENT SERVICES				
		4990 OTHER REIMBURSEMENTS	$ 150,000	$	$	
		TOTAL CHARGES FOR CURRENT SERVICES	**$ 150,000**	**$**	**$**	
		TOTAL CHARGES FOR SERVICES	**$ 150,000**	**$**	**$**	
	REV FROM USE OF MONEY & PROP					
		3605 INTEREST ON BANK DEP & INVEST	$ 8,630	$ 4,810	$	
		TOTAL REV FROM USE OF MONEY & PROP	**$ 8,630**	**$ 4,810**	**$**	
TOTAL TRUCK 21 REPLACEMENT			**$ 158,630**	**$ 4,810**	**$**	
FIXED WING AIRCRAFT						
	CHARGES FOR SERVICES					
		CHARGES FOR CURRENT SERVICES				
		5254 FIRE COSTS REIMBURSEMENTS	$ 114,943	$ 177,845	$	
		TOTAL CHARGES FOR CURRENT SERVICES	**$ 114,943**	**$ 177,845**	**$**	
		TOTAL CHARGES FOR SERVICES	**$ 114,943**	**$ 177,845**	**$**	

State Controller Schedules
County Budget Act
January 2010

COUNTY OF KERN
Detail of Additional Financing Sources by Fund and Account
Governmental Funds
Fiscal Year 2011-12

Schedule 6

Fund Name	Financing Source Category	Financing Source Account	Actual 2009-10	Actual 2010-11	CAO Recommended 2011-12	Adopted by the Board of Supervisors 2011-12
1	2	3	4	5	6	7
	REV FROM USE OF MONEY & PROP					
		3605 INTEREST ON BANK DEP & INVEST	$ 4,198	$ 1,659	$ 4,766	$ 4,766
		TOTAL REV FROM USE OF MONEY & PROP	**$ 4,198**	**$ 1,659**	**$ 4,766**	**$ 4,766**
TOTAL FIXED WING AIRCRAFT			**$ 119,141**	**$ 179,504**	**$ 4,766**	**$ 4,766**
VEHICLE/APPARATUS						
	REV FROM USE OF MONEY & PROP					
		3605 INTEREST ON BANK DEP & INVEST	$ 6,971	$ 5,954	$ 16,624	$ 16,624
		TOTAL REV FROM USE OF MONEY & PROP	**$ 6,971**	**$ 5,954**	**$ 16,624**	**$ 16,624**
TOTAL VEHICLE/APPARATUS			**$ 6,971**	**$ 5,954**	**$ 16,624**	**$ 16,624**
HAZARDOUS WASTE SETTLEMNTS						
	CHARGES FOR SERVICES					
		CHARGES FOR CURRENT SERVICES				
		4735 HEALTH SERVICES-FOOD	$ 167	$	$	
		TOTAL CHARGES FOR CURRENT SERVICES	**$ 167**	**$**	**$**	
	TOTAL CHARGES FOR SERVICES		**$ 167**	**$**	**$**	
	FINES, FORFEITURES & PENALTIES					
		3550 FORFEITURES & PENALTIES	$ 170,497	$ 80,889	$ 50,000	$ 50,000
		TOTAL FINES, FORFEITURES & PENALTIES	**$ 170,497**	**$ 80,889**	**$ 50,000**	**$ 50,000**
TOTAL HAZARDOUS WASTE SETTLEMNTS			**$ 170,664**	**$ 80,889**	**$ 50,000**	**$ 50,000**
SHERIFF`S CAL-ID						
	FINES, FORFEITURES & PENALTIES					
		3455 VEHICLE CODE FINES	$ 653,998	$ 663,565	$ 650,000	$ 650,000
		TOTAL FINES, FORFEITURES & PENALTIES	**$ 653,998**	**$ 663,565**	**$ 650,000**	**$ 650,000**
	REV FROM USE OF MONEY & PROP					
		3605 INTEREST ON BANK DEP & INVEST	$ 38,717	$ 17,902	$ 40,000	$ 40,000
		TOTAL REV FROM USE OF MONEY & PROP	**$ 38,717**	**$ 17,902**	**$ 40,000**	**$ 40,000**

COUNTY OF KERN
Detail of Additional Financing Sources by Fund and Account
Governmental Funds
Fiscal Year 2011-12

Fund Name	Financing Source Category	Financing Source Account	Actual 2009-10	Actual 2010-11	CAO Recommended 2011-12	Adopted by the Board of Supervisors 2011-12
1	2	3	4	5	6	7
TOTAL SHERIFF`S CAL-ID			**$ 692,715**	**$ 681,467**	**$ 690,000**	**$ 690,000**
SHERIFF`S CIVIL SUBPOENAS						
	MISCELLANEOUS REVENUES					
	5400	JURY/WITNESS FEES FRM CNTY EMP	$ (64,330)	$ 5,850	$ 5,500	$ 5,500
		TOTAL MISCELLANEOUS REVENUES	**$ (64,330)**	**$ 5,850**	**$ 5,500**	**$ 5,500**
TOTAL SHERIFF`S CIVIL SUBPOENAS			**$ (64,330)**	**$ 5,850**	**$ 5,500**	**$ 5,500**
KNET-SPC ASSET FORFEITURE REV						
	FINES, FORFEITURES & PENALTIES					
	3550	FORFEITURES & PENALTIES	$ 78,787	$ 38,735	$ 30,000	$ 30,000
		TOTAL FINES, FORFEITURES & PENALTIES	**$ 78,787**	**$ 38,735**	**$ 30,000**	**$ 30,000**
	INTERGOVERNMENTAL REVENUES					
	FEDERAL					
	4175	FEDERAL ARRA (STIMULUS)	$	$ 12,281	$	
		TOTAL FEDERAL	**$**	**$ 12,281**	**$**	
		TOTAL INTERGOVERNMENTAL REVENUES	**$**	**$ 12,281**	**$**	
	REV FROM USE OF MONEY & PROP					
	3605	INTEREST ON BANK DEP & INVEST	$	$ 2,303	$ 2,500	$ 2,500
		TOTAL REV FROM USE OF MONEY & PROP	**$**	**$ 2,303**	**$ 2,500**	**$ 2,500**
TOTAL KNET-SPC ASSET FORFEITURE REV			**$ 78,787**	**$ 53,319**	**$ 32,500**	**$ 32,500**
SHERIFF`S DRUG ABUSE GANG DIVR						
	OTHER FINANCING SOURCES					
	5497	OFS/OPERATING TRANSFER IN	$ 7,998	$ 11,282	$ 20,000	$ 20,000
		TOTAL OTHER FINANCING SOURCES	**$ 7,998**	**$ 11,282**	**$ 20,000**	**$ 20,000**
	REV FROM USE OF MONEY & PROP					
	3605	INTEREST ON BANK DEP & INVEST	$ 4,678	$ 3,024	$ 4,000	$ 4,000

State Controller Schedules
County Budget Act
January 2010

COUNTY OF KERN
Detail of Additional Financing Sources by Fund and Account
Governmental Funds
Fiscal Year 2011-12

Schedule 6

Fund Name	Financing Source Category	Financing Source Account	Actual 2009-10	Actual 2010-11	CAO Recommended 2011-12	Adopted by the Board of Supervisors 2011-12
1	2	3	4	5	6	7
		TOTAL REV FROM USE OF MONEY & PROP	**$ 4,678**	**$ 3,024**	**$ 4,000**	**$ 4,000**
TOTAL SHERIFF`S DRUG ABUSE GANG DIVR			**$ 12,676**	**$ 14,306**	**$ 24,000**	**$ 24,000**
SHERIFF`S TRAINING						
	MISCELLANEOUS REVENUES					
	5445	MISCELLANEOUS OTHER REVENUE	$ 182,433	$ 114,779	$ 170,940	$ 170,940
		TOTAL MISCELLANEOUS REVENUES	**$ 182,433**	**$ 114,779**	**$ 170,940**	**$ 170,940**
	REV FROM USE OF MONEY & PROP					
	3605	INTEREST ON BANK DEP & INVEST	$ 2,849	$ 982	$ 2,800	$ 2,800
		TOTAL REV FROM USE OF MONEY & PROP	**$ 2,849**	**$ 982**	**$ 2,800**	**$ 2,800**
TOTAL SHERIFF`S TRAINING			**$ 185,282**	**$ 115,761**	**$ 173,740**	**$ 173,740**
SHERIFF-WORK RELEASE						
	MISCELLANEOUS REVENUES					
	5365	WORK RELEASE PROGRAM	$ 515,624	$ 544,759	$ 525,000	$ 525,000
		TOTAL MISCELLANEOUS REVENUES	**$ 515,624**	**$ 544,759**	**$ 525,000**	**$ 525,000**
	REV FROM USE OF MONEY & PROP					
	3605	INTEREST ON BANK DEP & INVEST	$ 4,966	$ 4,283	$ 4,500	$ 4,500
		TOTAL REV FROM USE OF MONEY & PROP	**$ 4,966**	**$ 4,283**	**$ 4,500**	**$ 4,500**
TOTAL SHERIFF-WORK RELEASE			**$ 520,590**	**$ 549,042**	**$ 529,500**	**$ 529,500**
SHERIFF-STATE FORFEITURE						
	FINES, FORFEITURES & PENALTIES					
	3550	FORFEITURES & PENALTIES	$ 95,316	$ 42,301	$ 15,000	$ 15,000
		TOTAL FINES, FORFEITURES & PENALTIES	**$ 95,316**	**$ 42,301**	**$ 15,000**	**$ 15,000**
TOTAL SHERIFF-STATE FORFEITURE			**$ 95,316**	**$ 42,301**	**$ 15,000**	**$ 15,000**
SHERIFF`S CIVIL AUTOMATED						

State Controller Schedules
County Budget Act
January 2010

COUNTY OF KERN
Detail of Additional Financing Sources by Fund and Account
Governmental Funds
Fiscal Year 2011-12

Schedule 6

Fund Name	Financing Source Category	Financing Source Account	Actual 2009-10	Actual 2010-11	CAO Recommended 2011-12	Adopted by the Board of Supervisors 2011-12
1	2	3	4	5	6	7
	CHARGES FOR SERVICES					
		CHARGES FOR CURRENT SERVICES				
		4570 CIVIL PROCESS SERVICES	$ 121,740	$ 153,155	$ 120,000	$ 120,000
		TOTAL CHARGES FOR CURRENT SERVICES	**$ 121,740**	**$ 153,155**	**$ 120,000**	**$ 120,000**
		TOTAL CHARGES FOR SERVICES	**$ 121,740**	**$ 153,155**	**$ 120,000**	**$ 120,000**
	REV FROM USE OF MONEY & PROP					
		3605 INTEREST ON BANK DEP & INVEST	$ 7,840	$ 6,985	$ 7,500	$ 7,500
		TOTAL REV FROM USE OF MONEY & PROP	**$ 7,840**	**$ 6,985**	**$ 7,500**	**$ 7,500**
TOTAL SHERIFF`S CIVIL AUTOMATED			**$ 129,580**	**$ 160,140**	**$ 127,500**	**$ 127,500**
SHERIFFS FIREARMS						
	MISCELLANEOUS REVENUES					
		5370 SALES-OTHER	$ 17,440	$ 35,832	$ 35,000	$ 35,000
		TOTAL MISCELLANEOUS REVENUES	**$ 17,440**	**$ 35,832**	**$ 35,000**	**$ 35,000**
	REV FROM USE OF MONEY & PROP					
		3605 INTEREST ON BANK DEP & INVEST	$ 327	$ 472	$ 500	$ 500
		TOTAL REV FROM USE OF MONEY & PROP	**$ 327**	**$ 472**	**$ 500**	**$ 500**
TOTAL SHERIFFS FIREARMS			**$ 17,767**	**$ 36,304**	**$ 35,500**	**$ 35,500**
SHERIFF-JUDGEMENT DEBTORS FEE						
	CHARGES FOR SERVICES					
		CHARGES FOR CURRENT SERVICES				
		4570 CIVIL PROCESS SERVICES	$ 186,950	$ 196,206	$ 160,000	$ 160,000
		TOTAL CHARGES FOR CURRENT SERVICES	**$ 186,950**	**$ 196,206**	**$ 160,000**	**$ 160,000**
		TOTAL CHARGES FOR SERVICES	**$ 186,950**	**$ 196,206**	**$ 160,000**	**$ 160,000**
TOTAL SHERIFF-JUDGEMENT DEBTORS FEE			**$ 186,950**	**$ 196,206**	**$ 160,000**	**$ 160,000**
SHERIFF`S COMM RESOURCES						

State Controller Schedules
County Budget Act
January 2010

COUNTY OF KERN
Detail of Additional Financing Sources by Fund and Account
Governmental Funds
Fiscal Year 2011-12

Schedule 6

Fund Name	Financing Source Category	Financing Source Account	Actual 2009-10	Actual 2010-11	CAO Recommended 2011-12	Adopted by the Board of Supervisors 2011-12
1	2	3	4	5	6	7
	REV FROM USE OF MONEY & PROP					
		3605 INTEREST ON BANK DEP & INVEST	$ 1,525	$ 828	$ 1,000	$ 1,000
		TOTAL REV FROM USE OF MONEY & PROP	**$ 1,525**	**$ 828**	**$ 1,000**	**$ 1,000**
TOTAL SHERIFF`S COMM RESOURCES			**$ 1,525**	**$ 828**	**$ 1,000**	**$ 1,000**
SHERIFF`S VOLUNTEER SERV GRP						
	MISCELLANEOUS REVENUES					
		5405 GIFTS AND DONATIONS	$ 6,828	$ 7,795	$ 7,000	$ 7,000
		TOTAL MISCELLANEOUS REVENUES	**$ 6,828**	**$ 7,795**	**$ 7,000**	**$ 7,000**
TOTAL SHERIFF`S VOLUNTEER SERV GRP			**$ 6,828**	**$ 7,795**	**$ 7,000**	**$ 7,000**
SHER-CONTROLLED SUBTANCE						
	FINES, FORFEITURES & PENALTIES					
		3550 FORFEITURES & PENALTIES	$ 1,012,392	$ 51,407	$ 65,000	$ 65,000
		TOTAL FINES, FORFEITURES & PENALTIES	**$ 1,012,392**	**$ 51,407**	**$ 65,000**	**$ 65,000**
	REV FROM USE OF MONEY & PROP					
		3605 INTEREST ON BANK DEP & INVEST	$ 1,492	$ 10,470	$ 1,500	$ 1,500
		TOTAL REV FROM USE OF MONEY & PROP	**$ 1,492**	**$ 10,470**	**$ 1,500**	**$ 1,500**
TOTAL SHER-CONTROLLED SUBTANCE			**$ 1,013,884**	**$ 61,877**	**$ 66,500**	**$ 66,500**
BKFD PLANNED SEWER #1						
	CHARGES FOR SERVICES					
		CHARGES FOR CURRENT SERVICES				
		4845 SANITATION SERVICES-SEWER CHG	$ (6,312)	$ 11,808	$ 11,808	$ 11,808
		TOTAL CHARGES FOR CURRENT SERVICES	**$ (6,312)**	**$ 11,808**	**$ 11,808**	**$ 11,808**
		TOTAL CHARGES FOR SERVICES	**$ (6,312)**	**$ 11,808**	**$ 11,808**	**$ 11,808**
	REV FROM USE OF MONEY & PROP					
		3605 INTEREST ON BANK DEP & INVEST	$ 68,249	$	$	
		TOTAL REV FROM USE OF MONEY & PROP	**$ 68,249**	**$**	**$**	

State Controller Schedules
County Budget Act
January 2010

COUNTY OF KERN
Detail of Additional Financing Sources by Fund and Account
Governmental Funds
Fiscal Year 2011-12

Schedule 6

Fund Name	Financing Source Category	Financing Source Account	Actual 2009-10	Actual 2010-11	CAO Recommended 2011-12	Adopted by the Board of Supervisors 2011-12
1	2	3	4	5	6	7
TOTAL BKFD PLANNED SEWER #1			**$ 61,937**	**$ 11,808**	**$ 11,808**	**$ 11,808**
DIVCA LOCAL FRANCHISE FEE						
	LICENSES, PERMITS & FRANCHISES					
	3351	FRANCHISES-CABLE	$ 35,932	$ 360,008	$ 280,000	$ 280,000
		TOTAL LICENSES, PERMITS & FRANCHISES	**$ 35,932**	**$ 360,008**	**$ 280,000**	**$ 280,000**
	REV FROM USE OF MONEY & PROP					
	3605	INTEREST ON BANK DEP & INVEST	$ 9	$ 884	$ 600	$ 600
		TOTAL REV FROM USE OF MONEY & PROP	**$ 9**	**$ 884**	**$ 600**	**$ 600**
TOTAL DIVCA LOCAL FRANCHISE FEE			**$ 35,941**	**$ 360,892**	**$ 280,600**	**$ 280,600**
BKFD PLANNED SEWER #2						
	REV FROM USE OF MONEY & PROP					
	3605	INTEREST ON BANK DEP & INVEST	$ 5,047	$ 3,107	$ 4,142	$ 4,142
		TOTAL REV FROM USE OF MONEY & PROP	**$ 5,047**	**$ 3,107**	**$ 4,142**	**$ 4,142**
TOTAL BKFD PLANNED SEWER #2			**$ 5,047**	**$ 3,107**	**$ 4,142**	**$ 4,142**
SHERIFF`S CAL-MMET						
	REV FROM USE OF MONEY & PROP					
	3605	INTEREST ON BANK DEP & INVEST	$ 219	$ 136	$ 130	$ 130
		TOTAL REV FROM USE OF MONEY & PROP	**$ 219**	**$ 136**	**$ 130**	**$ 130**
TOTAL SHERIFF`S CAL-MMET			**$ 219**	**$ 136**	**$ 130**	**$ 130**
HIDTA-STATE ASSET FORFEIT						
	FINES, FORFEITURES & PENALTIES					
	3550	FORFEITURES & PENALTIES	$ 12,767	$	$ 5,000	$ 5,000
		TOTAL FINES, FORFEITURES & PENALTIES	**$ 12,767**	**$**	**$ 5,000**	**$ 5,000**

State Controller Schedules
County Budget Act
January 2010

COUNTY OF KERN
Detail of Additional Financing Sources by Fund and Account
Governmental Funds
Fiscal Year 2011-12

Schedule 6

Fund Name	Financing Source Category	Financing Source Account	Actual 2009-10	Actual 2010-11	CAO Recommended 2011-12	Adopted by the Board of Supervisors 2011-12
1	2	3	4	5	6	7
	REV FROM USE OF MONEY & PROP					
		3605 INTEREST ON BANK DEP & INVEST	$ 2,578	$ 1,595	$ 2,500	$ 2,500
		TOTAL REV FROM USE OF MONEY & PROP	**$ 2,578**	**$ 1,595**	**$ 2,500**	**$ 2,500**
TOTAL HIDTA-STATE ASSET FORFEIT			**$ 15,345**	**$ 1,595**	**$ 7,500**	**$ 7,500**
CAL-MMET-STATE ASSET FORFEIT						
	FINES, FORFEITURES & PENALTIES					
		3550 FORFEITURES & PENALTIES	$ 52,687	$ 88,619	$ 80,000	$ 80,000
		TOTAL FINES, FORFEITURES & PENALTIES	**$ 52,687**	**$ 88,619**	**$ 80,000**	**$ 80,000**
	REV FROM USE OF MONEY & PROP					
		3605 INTEREST ON BANK DEP & INVEST	$ 9,309	$ 7,831	$ 9,000	$ 9,000
		TOTAL REV FROM USE OF MONEY & PROP	**$ 9,309**	**$ 7,831**	**$ 9,000**	**$ 9,000**
TOTAL CAL-MMET-STATE ASSET FORFEIT			**$ 61,996**	**$ 96,450**	**$ 89,000**	**$ 89,000**
HIGH TECH EQUIPMENT						
	REV FROM USE OF MONEY & PROP					
		3605 INTEREST ON BANK DEP & INVEST	$ 66	$ 41	$ 45	$ 45
		TOTAL REV FROM USE OF MONEY & PROP	**$ 66**	**$ 41**	**$ 45**	**$ 45**
TOTAL HIGH TECH EQUIPMENT			**$ 66**	**$ 41**	**$ 45**	**$ 45**
BKFD PLANNED SEWER #3						
	REV FROM USE OF MONEY & PROP					
		3605 INTEREST ON BANK DEP & INVEST	$ 50	$ 31	$ 41	$ 41
		TOTAL REV FROM USE OF MONEY & PROP	**$ 50**	**$ 31**	**$ 41**	**$ 41**
TOTAL BKFD PLANNED SEWER #3			**$ 50**	**$ 31**	**$ 41**	**$ 41**
BKFD PLANNED SEWER #4						
	CHARGES FOR SERVICES					

State Controller Schedules
County Budget Act
January 2010

COUNTY OF KERN
Detail of Additional Financing Sources by Fund and Account
Governmental Funds
Fiscal Year 2011-12

Schedule 6

Fund Name	Financing Source Category	Financing Source Account	Actual 2009-10	Actual 2010-11	CAO Recommended 2011-12	Adopted by the Board of Supervisors 2011-12
1	2	3	4	5	6	7
		CHARGES FOR CURRENT SERVICES				
		4845 SANITATION SERVICES-SEWER CHG	$	$ 1,324	$ 882	$ 882
		TOTAL CHARGES FOR CURRENT SERVICES	**$**	**$ 1,324**	**$ 882**	**$ 882**
	TOTAL CHARGES FOR SERVICES		**$**	**$ 1,324**	**$ 882**	**$ 882**
	REV FROM USE OF MONEY & PROP					
		3605 INTEREST ON BANK DEP & INVEST	$ 1,082	$ 671	$ 896	$ 896
	TOTAL REV FROM USE OF MONEY & PROP		**$ 1,082**	**$ 671**	**$ 896**	**$ 896**
TOTAL BKFD PLANNED SEWER #4			**$ 1,082**	**$ 1,995**	**$ 1,778**	**$ 1,778**
BKFD PLANNED SEWER #5						
	CHARGES FOR SERVICES					
		CHARGES FOR CURRENT SERVICES				
		4845 SANITATION SERVICES-SEWER CHG	$ 8,774	$ 5,302	$ 7,070	$ 7,070
		TOTAL CHARGES FOR CURRENT SERVICES	**$ 8,774**	**$ 5,302**	**$ 7,070**	**$ 7,070**
	TOTAL CHARGES FOR SERVICES		**$ 8,774**	**$ 5,302**	**$ 7,070**	**$ 7,070**
	REV FROM USE OF MONEY & PROP					
		3605 INTEREST ON BANK DEP & INVEST	$ 1,114	$ 739	$ 984	$ 984
	TOTAL REV FROM USE OF MONEY & PROP		**$ 1,114**	**$ 739**	**$ 984**	**$ 984**
TOTAL BKFD PLANNED SEWER #5			**$ 9,888**	**$ 6,041**	**$ 8,054**	**$ 8,054**
CO PLANNED SEWER AREA A						
	CHARGES FOR SERVICES					
		CHARGES FOR CURRENT SERVICES				
		4845 SANITATION SERVICES-SEWER CHG	$ 684	$ 1,368	$ 1,824	$ 1,824
		TOTAL CHARGES FOR CURRENT SERVICES	**$ 684**	**$ 1,368**	**$ 1,824**	**$ 1,824**
	TOTAL CHARGES FOR SERVICES		**$ 684**	**$ 1,368**	**$ 1,824**	**$ 1,824**
	REV FROM USE OF MONEY & PROP					
		3605 INTEREST ON BANK DEP & INVEST	$ 497	$ 318	$ 424	$ 424
	TOTAL REV FROM USE OF MONEY & PROP		**$ 497**	**$ 318**	**$ 424**	**$ 424**

COUNTY OF KERN
Detail of Additional Financing Sources by Fund and Account
Governmental Funds
Fiscal Year 2011-12

Fund Name	Financing Source Category	Financing Source Account	Actual 2009-10	Actual 2010-11	CAO Recommended 2011-12	Adopted by the Board of Supervisors 2011-12
1	2	3	4	5	6	7
TOTAL CO PLANNED SEWER AREA A			**$ 1,181**	**$ 1,686**	**$ 2,248**	**$ 2,248**
HEALTH-BIO TERRORISM GRANT						
	INTERGOVERNMENTAL REVENUES					
		FEDERAL				
		4100 FEDERAL-HEALTH-ADMINISTRATION	$ 953,631	$ 1,211,939	$ 685,749	$ 685,749
		TOTAL FEDERAL	**$ 953,631**	**$ 1,211,939**	**$ 685,749**	**$ 685,749**
		TOTAL INTERGOVERNMENTAL REVENUES	**$ 953,631**	**$ 1,211,939**	**$ 685,749**	**$ 685,749**
	REV FROM USE OF MONEY & PROP					
		3605 INTEREST ON BANK DEP & INVEST	$ 21,934	$ 19,529	$	
		TOTAL REV FROM USE OF MONEY & PROP	**$ 21,934**	**$ 19,529**	**$**	
TOTAL HEALTH-BIO TERRORISM GRANT			**$ 975,565**	**$ 1,231,468**	**$ 685,749**	**$ 685,749**
CO PLANNED SEWER AREA B						
	REV FROM USE OF MONEY & PROP					
		3605 INTEREST ON BANK DEP & INVEST	$ 24	$ 15	$ 20	$ 20
		TOTAL REV FROM USE OF MONEY & PROP	**$ 24**	**$ 15**	**$ 20**	**$ 20**
TOTAL CO PLANNED SEWER AREA B			**$ 24**	**$ 15**	**$ 20**	**$ 20**
CSA #71 SEPTIC ABANDONMENT						
	CHARGES FOR SERVICES					
		CHARGES FOR CURRENT SERVICES				
		4845 SANITATION SERVICES-SEWER CHG	$ (3,825)	$ 20,700	$ 27,600	$ 27,600
		TOTAL CHARGES FOR CURRENT SERVICES	**$ (3,825)**	**$ 20,700**	**$ 27,600**	**$ 27,600**
		TOTAL CHARGES FOR SERVICES	**$ (3,825)**	**$ 20,700**	**$ 27,600**	**$ 27,600**
	REV FROM USE OF MONEY & PROP					
		3605 INTEREST ON BANK DEP & INVEST	$ 13,308	$ 6,532	$ 8,709	$ 8,709
		TOTAL REV FROM USE OF MONEY & PROP	**$ 13,308**	**$ 6,532**	**$ 8,709**	**$ 8,709**
TOTAL CSA #71 SEPTIC ABANDONMENT			**$ 9,483**	**$ 27,232**	**$ 36,309**	**$ 36,309**

State Controller Schedules
County Budget Act
January 2010

COUNTY OF KERN
Detail of Additional Financing Sources by Fund and Account
Governmental Funds
Fiscal Year 2011-12

Schedule 6

Fund Name	Financing Source Category	Financing Source Account	Actual 2009-10	Actual 2010-11	CAO Recommended 2011-12	Adopted by the Board of Supervisors 2011-12
1	2	3	4	5	6	7
WRAPAROUND SAVINGS						
INTERGOVERNMENTAL REVENUES						
	STATE					
	3840	STATE-PUBLIC ASSISTANCE-ADMIN	$	$ 227,331	$	$
		TOTAL STATE	**$**	**$ 227,331**	**$**	**$**
		TOTAL INTERGOVERNMENTAL REVENUES	**$**	**$ 227,331**	**$**	**$**
MISCELLANEOUS REVENUES						
	5445	MISCELLANEOUS OTHER REVENUE	$	$	$ 3,000,000	$ 3,000,000
		TOTAL MISCELLANEOUS REVENUES	**$**	**$**	**$ 3,000,000**	**$ 3,000,000**
OTHER FINANCING SOURCES						
	5497	OFS/OPERATING TRANSFER IN	$ 1,704,096	$ 1,914,109	$ 1,751,448	$ 1,751,448
		TOTAL OTHER FINANCING SOURCES	**$ 1,704,096**	**$ 1,914,109**	**$ 1,751,448**	**$ 1,751,448**
TOTAL WRAPAROUND SAVINGS			**$ 1,704,096**	**$ 2,141,440**	**$ 4,751,448**	**$ 4,751,448**
RECORDERS ELECTRONIC RECORDING						
CHARGES FOR SERVICES						
	CHARGES FOR CURRENT SERVICES					
	4680	RECORDING FEES	$ 181,448	$ 177,450	$ 183,195	$ 183,195
		TOTAL CHARGES FOR CURRENT SERVICES	**$ 181,448**	**$ 177,450**	**$ 183,195**	**$ 183,195**
	CHARGES FOR SERVICES-INTERFUND					
	5327	I/F-RECORDING FEES	$ 1	$	$	
		TOTAL CHARGES FOR SERVICES-INTERFUND	**$ 1**	**$**	**$**	
		TOTAL CHARGES FOR SERVICES	**$ 181,449**	**$ 177,450**	**$ 183,195**	**$ 183,195**
OTHER FINANCING SOURCES						
	5497	OFS/OPERATING TRANSFER IN	$ 27	$ 24	$	
		TOTAL OTHER FINANCING SOURCES	**$ 27**	**$ 24**	**$**	
REV FROM USE OF MONEY & PROP						
	3605	INTEREST ON BANK DEP & INVEST	$ 3,453	$ 2,863	$ 5,442	$ 5,442
		TOTAL REV FROM USE OF MONEY & PROP	**$ 3,453**	**$ 2,863**	**$ 5,442**	**$ 5,442**

State Controller Schedules
County Budget Act
January 2010

COUNTY OF KERN
Detail of Additional Financing Sources by Fund and Account
Governmental Funds
Fiscal Year 2011-12

Schedule 6

Fund Name	Financing Source Category	Financing Source Account	Actual 2009-10	Actual 2010-11	CAO Recommended 2011-12	Adopted by the Board of Supervisors 2011-12
1	2	3	4	5	6	7
TOTAL RECORDERS ELECTRONIC RECORDING			**$ 184,929**	**$ 180,337**	**$ 188,637**	**$ 188,637**
FIREWORKS VIOLATIONS						
	FINES, FORFEITURES & PENALTIES					
	3550	FORFEITURES & PENALTIES	$ 25,877	$ 19,770	$ 25,000	$ 25,000
		TOTAL FINES, FORFEITURES & PENALTIES	**$ 25,877**	**$ 19,770**	**$ 25,000**	**$ 25,000**
	REV FROM USE OF MONEY & PROP					
	3605	INTEREST ON BANK DEP & INVEST	$ 476	$ 304	$ 15	$ 15
		TOTAL REV FROM USE OF MONEY & PROP	**$ 476**	**$ 304**	**$ 15**	**$ 15**
TOTAL FIREWORKS VIOLATIONS			**$ 26,353**	**$ 20,074**	**$ 25,015**	**$ 25,015**
DA FAMILY - EXCESS REVENUE						
	REV FROM USE OF MONEY & PROP					
	3605	INTEREST ON BANK DEP & INVEST	$ 6,473	$ 4,007	$ 4,000	$ 4,000
		TOTAL REV FROM USE OF MONEY & PROP	**$ 6,473**	**$ 4,007**	**$ 4,000**	**$ 4,000**
TOTAL DA FAMILY - EXCESS REVENUE			**$ 6,473**	**$ 4,007**	**$ 4,000**	**$ 4,000**
D.A.-FEDERAL FORFEITURE						
	FINES, FORFEITURES & PENALTIES					
	3550	FORFEITURES & PENALTIES	$ 24,507	$ 10,574	$ 1,500	$ 1,500
		TOTAL FINES, FORFEITURES & PENALTIES	**$ 24,507**	**$ 10,574**	**$ 1,500**	**$ 1,500**
	REV FROM USE OF MONEY & PROP					
	3605	INTEREST ON BANK DEP & INVEST	$ 1,047	$ 732	$	
		TOTAL REV FROM USE OF MONEY & PROP	**$ 1,047**	**$ 732**	**$**	
TOTAL D.A.-FEDERAL FORFEITURE			**$ 25,554**	**$ 11,306**	**$ 1,500**	**$ 1,500**
DA-COURT ORDERED PENALTIES						

COUNTY OF KERN
Detail of Additional Financing Sources by Fund and Account
Governmental Funds
Fiscal Year 2011-12

Fund Name	Financing Source Category	Financing Source Account	Actual 2009-10	Actual 2010-11	CAO Recommended 2011-12	Adopted by the Board of Supervisors 2011-12
1	2	3	4	5	6	7
	FINES, FORFEITURES & PENALTIES					
	3550	FORFEITURES & PENALTIES	$ 82,135	$ 75,510	$ 50,000	$ 50,000
		TOTAL FINES, FORFEITURES & PENALTIES	**$ 82,135**	**$ 75,510**	**$ 50,000**	**$ 50,000**
TOTAL DA-COURT ORDERED PENALTIES			**$ 82,135**	**$ 75,510**	**$ 50,000**	**$ 50,000**
HOPST PREPAREDNESS PRGM GRANT						
	INTERGOVERNMENTAL REVENUES					
	OTHER					
	4220	OTHER AID FROM GOVTMNTL AGNCS	$ (3,642)	$ (14,934)	$ 447,245	$ 447,245
		TOTAL OTHER	**$ (3,642)**	**$ (14,934)**	**$ 447,245**	**$ 447,245**
		TOTAL INTERGOVERNMENTAL REVENUES	**$ (3,642)**	**$ (14,934)**	**$ 447,245**	**$ 447,245**
	REV FROM USE OF MONEY & PROP					
	3605	INTEREST ON BANK DEP & INVEST	$ 279	$ 386	$ 500	$ 500
		TOTAL REV FROM USE OF MONEY & PROP	**$ 279**	**$ 386**	**$ 500**	**$ 500**
TOTAL HOPST PREPAREDNESS PRGM GRANT			**$ (3,363)**	**$ (14,548)**	**$ 447,745**	**$ 447,745**
EMS WEEK - DONATIONS						
	MISCELLANEOUS REVENUES					
	5405	GIFTS AND DONATIONS	$ (250)	$	$ 500	$ 500
		TOTAL MISCELLANEOUS REVENUES	**$ (250)**	**$**	**$ 500**	**$ 500**
	REV FROM USE OF MONEY & PROP					
	3605	INTEREST ON BANK DEP & INVEST	$ 422	$ 255	$ 410	$ 410
		TOTAL REV FROM USE OF MONEY & PROP	**$ 422**	**$ 255**	**$ 410**	**$ 410**
TOTAL EMS WEEK - DONATIONS			**$ 172**	**$ 255**	**$ 910**	**$ 910**
FIRE DEPT DONATIONS						
	MISCELLANEOUS REVENUES					
	5405	GIFTS AND DONATIONS	$ 4,453	$ 6,520	$	
		TOTAL MISCELLANEOUS REVENUES	**$ 4,453**	**$ 6,520**	**$**	

State Controller Schedules
County Budget Act
January 2010

COUNTY OF KERN
Detail of Additional Financing Sources by Fund and Account
Governmental Funds
Fiscal Year 2011-12

Schedule 6

Fund Name	Financing Source Category	Financing Source Account	Actual 2009-10	Actual 2010-11	CAO Recommended 2011-12	Adopted by the Board of Supervisors 2011-12
1	2	3	4	5	6	7
	REV FROM USE OF MONEY & PROP					
		3605 INTEREST ON BANK DEP & INVEST	$ 1,221	$ 772	$ 2,028	$ 2,028
		TOTAL REV FROM USE OF MONEY & PROP	**$ 1,221**	**$ 772**	**$ 2,028**	**$ 2,028**
TOTAL FIRE DEPT DONATIONS			**$ 5,674**	**$ 7,292**	**$ 2,028**	**$ 2,028**
STATE FIRE						
	CHARGES FOR SERVICES					
		CHARGES FOR CURRENT SERVICES				
		5265 FIRE PROT SVC STATE OF CALIF	$ 713,342	$ 221,523	$	
		TOTAL CHARGES FOR CURRENT SERVICES	**$ 713,342**	**$ 221,523**	**$**	
		TOTAL CHARGES FOR SERVICES	**$ 713,342**	**$ 221,523**	**$**	
	OTHER FINANCING SOURCES					
		5497 OFS/OPERATING TRANSFER IN	$ 39,456	$	$	
		TOTAL OTHER FINANCING SOURCES	**$ 39,456**	**$**	**$**	
	REV FROM USE OF MONEY & PROP					
		3605 INTEREST ON BANK DEP & INVEST	$ 36,424	$ 26,817	$ 93,016	$ 93,016
		TOTAL REV FROM USE OF MONEY & PROP	**$ 36,424**	**$ 26,817**	**$ 93,016**	**$ 93,016**
TOTAL STATE FIRE			**$ 789,222**	**$ 248,340**	**$ 93,016**	**$ 93,016**
FIRE-HAZARD REDUCTION						
	CHARGES FOR SERVICES					
		CHARGES FOR CURRENT SERVICES				
		5280 OTHER SERVICES	$ 414,901	$ 316,883	$	
		TOTAL CHARGES FOR CURRENT SERVICES	**$ 414,901**	**$ 316,883**	**$**	
		TOTAL CHARGES FOR SERVICES	**$ 414,901**	**$ 316,883**	**$**	
	REV FROM USE OF MONEY & PROP					
		3605 INTEREST ON BANK DEP & INVEST	$ 2,482	$ 4,374	$ 15,720	$ 15,720
		TOTAL REV FROM USE OF MONEY & PROP	**$ 2,482**	**$ 4,374**	**$ 15,720**	**$ 15,720**

COUNTY OF KERN
Detail of Additional Financing Sources by Fund and Account
Governmental Funds
Fiscal Year 2011-12

Fund Name	Financing Source Category	Financing Source Account	Actual 2009-10	Actual 2010-11	CAO Recommended 2011-12	Adopted by the Board of Supervisors 2011-12
1	2	3	4	5	6	7
TOTAL FIRE-HAZARD REDUCTION			**$ 417,383**	**$ 321,257**	**$ 15,720**	**$ 15,720**
FIRE-HELICOPTER OPERATIONS						
	CHARGES FOR SERVICES					
		CHARGES FOR CURRENT SERVICES				
		5254 FIRE COSTS REIMBURSEMENTS	$ 314,905	$ 1,230,750	$	$
		TOTAL CHARGES FOR CURRENT SERVICES	**$ 314,905**	**$ 1,230,750**	**$**	**$**
	TOTAL CHARGES FOR SERVICES		**$ 314,905**	**$ 1,230,750**	**$**	**$**
	REV FROM USE OF MONEY & PROP					
		3605 INTEREST ON BANK DEP & INVEST	$ 20,871	$ 8,611	$ 36,574	$ 36,574
		TOTAL REV FROM USE OF MONEY & PROP	**$ 20,871**	**$ 8,611**	**$ 36,574**	**$ 36,574**
TOTAL FIRE-HELICOPTER OPERATIONS			**$ 335,776**	**$ 1,239,361**	**$ 36,574**	**$ 36,574**
MOBILE FIRE KITCHEN						
	REV FROM USE OF MONEY & PROP					
		3605 INTEREST ON BANK DEP & INVEST	$ 107	$ 31	$ 87	$ 87
		TOTAL REV FROM USE OF MONEY & PROP	**$ 107**	**$ 31**	**$ 87**	**$ 87**
TOTAL MOBILE FIRE KITCHEN			**$ 107**	**$ 31**	**$ 87**	**$ 87**
INMATE WELF-SHER CORRECTION FC						
	MISCELLANEOUS REVENUES					
		5445 MISCELLANEOUS OTHER REVENUE	$ 2,581,905	$ 3,096,898	$ 2,500,000	$ 2,500,000
		TOTAL MISCELLANEOUS REVENUES	**$ 2,581,905**	**$ 3,096,898**	**$ 2,500,000**	**$ 2,500,000**
	REV FROM USE OF MONEY & PROP					
		3605 INTEREST ON BANK DEP & INVEST	$ 98,824	$ 62,681	$ 90,000	$ 90,000
		TOTAL REV FROM USE OF MONEY & PROP	**$ 98,824**	**$ 62,681**	**$ 90,000**	**$ 90,000**
TOTAL INMATE WELF-SHER CORRECTION FC			**$ 2,680,729**	**$ 3,159,579**	**$ 2,590,000**	**$ 2,590,000**
JUVENILE INMATE WELFARE						

State Controller Schedules County Budget Act January 2010	COUNTY OF KERN Detail of Additional Financing Sources by Fund and Account Governmental Funds Fiscal Year 2011-12	Schedule 6

Fund Name	Financing Source Category	Financing Source Account	Actual 2009-10	Actual 2010-11	CAO Recommended 2011-12	Adopted by the Board of Supervisors 2011-12
1	2	3	4	5	6	7
	REV FROM USE OF MONEY & PROP					
	3605	INTEREST ON BANK DEP & INVEST	$ 3,878	$ 2,180	$ 2,000	$ 2,000
	3665	PUBLIC TELEPHONE	24,823	20,719	20,000	20,000
		TOTAL REV FROM USE OF MONEY & PROP	**$ 28,701**	**$ 22,899**	**$ 22,000**	**$ 22,000**
TOTAL JUVENILE INMATE WELFARE			**$ 28,701**	**$ 22,899**	**$ 22,000**	**$ 22,000**
KERN CO CHILDREN`S						
	CHARGES FOR SERVICES					
		CHARGES FOR CURRENT SERVICES				
	5240	REIMB OF CHILD ABUSE SERVICE	$ 181,787	$ 173,966	$ 176,383	$ 176,383
		TOTAL CHARGES FOR CURRENT SERVICES	**$ 181,787**	**$ 173,966**	**$ 176,383**	**$ 176,383**
		CHARGES FOR SERVICES-INTERFUND				
	5324	I/F-REIMB CHILD ABUSE SERV	$ 8,570	$ 7,598	$ 6,807	$ 6,807
		TOTAL CHARGES FOR SERVICES-INTERFUND	**$ 8,570**	**$ 7,598**	**$ 6,807**	**$ 6,807**
		TOTAL CHARGES FOR SERVICES	**$ 190,357**	**$ 181,564**	**$ 183,190**	**$ 183,190**
	INTERGOVERNMENTAL REVENUES					
		FEDERAL				
	4051	FEDERAL-SOCIAL SERVICES	$ 97,940	$ 43,974	$ 43,974	$ 43,974
		TOTAL FEDERAL	**$ 97,940**	**$ 43,974**	**$ 43,974**	**$ 43,974**
		TOTAL INTERGOVERNMENTAL REVENUES	**$ 97,940**	**$ 43,974**	**$ 43,974**	**$ 43,974**
	REV FROM USE OF MONEY & PROP					
	3605	INTEREST ON BANK DEP & INVEST	$ 6,979	$ 5,539	$ 8,192	$ 8,192
		TOTAL REV FROM USE OF MONEY & PROP	**$ 6,979**	**$ 5,539**	**$ 8,192**	**$ 8,192**
TOTAL KERN CO CHILDREN`S			**$ 295,276**	**$ 231,077**	**$ 235,356**	**$ 235,356**
KERN CO LIBRARY TRUST FUND						
	MISCELLANEOUS REVENUES					
	5405	GIFTS AND DONATIONS	$ 375,633	$ 244,777	$ 80,000	$ 80,000
		TOTAL MISCELLANEOUS REVENUES	**$ 375,633**	**$ 244,777**	**$ 80,000**	**$ 80,000**

State Controller Schedules
County Budget Act
January 2010

COUNTY OF KERN
Detail of Additional Financing Sources by Fund and Account
Governmental Funds
Fiscal Year 2011-12

Schedule 6

Fund Name	Financing Source Category	Financing Source Account	Actual 2009-10	Actual 2010-11	CAO Recommended 2011-12	Adopted by the Board of Supervisors 2011-12
1	2	3	4	5	6	7
	REV FROM USE OF MONEY & PROP					
	3605	INTEREST ON BANK DEP & INVEST	$ 6,418	$ 6,378	$ 10,000	$ 10,000
	3668	BOOK RENTAL FEES	6,913	6,962	6,000	6,000
		TOTAL REV FROM USE OF MONEY & PROP	**$ 13,331**	**$ 13,340**	**$ 16,000**	**$ 16,000**
TOTAL KERN CO LIBRARY TRUST FUND			**$ 388,964**	**$ 258,117**	**$ 96,000**	**$ 96,000**
CORE AREA METRO BFLD IMP FEE						
	LICENSES, PERMITS & FRANCHISES					
	3221	IMPACT FEE`S & PERMITS	$ 371,825	$ 28,239	$ 36,529	$ 36,529
		TOTAL LICENSES, PERMITS & FRANCHISES	**$ 371,825**	**$ 28,239**	**$ 36,529**	**$ 36,529**
	OTHER FINANCING SOURCES					
	5497	OFS/OPERATING TRANSFER IN	$	$	$ 115,000	$ 115,000
		TOTAL OTHER FINANCING SOURCES	**$**	**$**	**$ 115,000**	**$ 115,000**
	REV FROM USE OF MONEY & PROP					
	3605	INTEREST ON BANK DEP & INVEST	$ 37,142	$ 20,279	$ 22,078	$ 22,078
		TOTAL REV FROM USE OF MONEY & PROP	**$ 37,142**	**$ 20,279**	**$ 22,078**	**$ 22,078**
TOTAL CORE AREA METRO BFLD IMP FEE			**$ 408,967**	**$ 48,518**	**$ 173,607**	**$ 173,607**
METRO BFLD TRANSPORT IMP FEE						
	LICENSES, PERMITS & FRANCHISES					
	3221	IMPACT FEE`S & PERMITS	$ 1,215,156	$ 1,208,077	$ 1,241,602	$ 1,241,602
		TOTAL LICENSES, PERMITS & FRANCHISES	**$ 1,215,156**	**$ 1,208,077**	**$ 1,241,602**	**$ 1,241,602**
	MISCELLANEOUS REVENUES					
	5730	TRUST FUNDS-OTHER	$ (4,466)	$	$	
		TOTAL MISCELLANEOUS REVENUES	**$ (4,466)**	**$**	**$**	
	OTHER FINANCING SOURCES					
	5497	OFS/OPERATING TRANSFER IN	$	$	$ 115,000	$ 115,000
		TOTAL OTHER FINANCING SOURCES	**$**	**$**	**$ 115,000**	**$ 115,000**

State Controller Schedules
County Budget Act
January 2010

COUNTY OF KERN
Detail of Additional Financing Sources by Fund and Account
Governmental Funds
Fiscal Year 2011-12

Schedule 6

Fund Name	Financing Source Category	Financing Source Account	Actual 2009-10	Actual 2010-11	CAO Recommended 2011-12	Adopted by the Board of Supervisors 2011-12
1	2	3	4	5	6	7
	REV FROM USE OF MONEY & PROP					
		3605 INTEREST ON BANK DEP & INVEST	$ 61,338	$ 8,657	$ 406,843	$ 406,843
		3615 INTEREST FROM OTHER SOURCES	27,203	97,009		
		TOTAL REV FROM USE OF MONEY & PROP	**$ 88,541**	**$ 105,666**	**$ 406,843**	**$ 406,843**
TOTAL METRO BFLD TRANSPORT IMP FEE			**$ 1,299,231**	**$ 1,313,743**	**$ 1,763,445**	**$ 1,763,445**
ROSAMOND TRANSPORT IMP FEE						
	LICENSES, PERMITS & FRANCHISES					
		3221 IMPACT FEE`S & PERMITS	$ 162,282	$ 36,216	$ 39,732	$ 39,732
		TOTAL LICENSES, PERMITS & FRANCHISES	**$ 162,282**	**$ 36,216**	**$ 39,732**	**$ 39,732**
	REV FROM USE OF MONEY & PROP					
		3605 INTEREST ON BANK DEP & INVEST	$ 9,680	$ 7,371	$ 8,867	$ 8,867
		TOTAL REV FROM USE OF MONEY & PROP	**$ 9,680**	**$ 7,371**	**$ 8,867**	**$ 8,867**
TOTAL ROSAMOND TRANSPORT IMP FEE			**$ 171,962**	**$ 43,587**	**$ 48,599**	**$ 48,599**
SOLID WASTE ENFORCEMENT						
	CHARGES FOR SERVICES					
		CHARGES FOR CURRENT SERVICES				
		4750 HEALTH SERVICES-SOLID WASTE	$ 212,232	$ 141,138	$ 300,000	$ 300,000
		4751 HEALTH SERVICES-HAZARDOUS WST	17,874	(4,500)		
		TOTAL CHARGES FOR CURRENT SERVICES	**$ 230,106**	**$ 136,638**	**$ 300,000**	**$ 300,000**
		TOTAL CHARGES FOR SERVICES	**$ 230,106**	**$ 136,638**	**$ 300,000**	**$ 300,000**
	INTERGOVERNMENTAL REVENUES					
		STATE				
		3955 STATE-AID FOR OTHER STATE AID	$	$ 134,450	$	
		TOTAL STATE	**$**	**$ 134,450**	**$**	
		TOTAL INTERGOVERNMENTAL REVENUES	**$**	**$ 134,450**	**$**	
TOTAL SOLID WASTE ENFORCEMENT			**$ 230,106**	**$ 271,088**	**$ 300,000**	**$ 300,000**
BAKERSFIELD MITIGATION						

State Controller Schedules
County Budget Act
January 2010

COUNTY OF KERN
Detail of Additional Financing Sources by Fund and Account
Governmental Funds
Fiscal Year 2011-12

Schedule 6

Fund Name	Financing Source Category	Financing Source Account	Actual 2009-10	Actual 2010-11	CAO Recommended 2011-12	Adopted by the Board of Supervisors 2011-12
1	2	3	4	5	6	7
	LICENSES, PERMITS & FRANCHISES					
	3221	IMPACT FEE`S & PERMITS	$ 60,289	$ 32,615	$ 48,923	$ 48,923
		TOTAL LICENSES, PERMITS & FRANCHISES	**$ 60,289**	**$ 32,615**	**$ 48,923**	**$ 48,923**
	REV FROM USE OF MONEY & PROP					
	3605	INTEREST ON BANK DEP & INVEST	$ 16,344	$ 7,138	$ 7,774	$ 7,774
		TOTAL REV FROM USE OF MONEY & PROP	**$ 16,344**	**$ 7,138**	**$ 7,774**	**$ 7,774**
TOTAL BAKERSFIELD MITIGATION			**$ 76,633**	**$ 39,753**	**$ 56,697**	**$ 56,697**
TEH TRANSP IMPACT FEE CORE						
	REV FROM USE OF MONEY & PROP					
	3605	INTEREST ON BANK DEP & INVEST	$ 206	$ 128	$ 154	$ 154
		TOTAL REV FROM USE OF MONEY & PROP	**$ 206**	**$ 128**	**$ 154**	**$ 154**
TOTAL TEH TRANSP IMPACT FEE CORE			**$ 206**	**$ 128**	**$ 154**	**$ 154**
TEH TRANSP IMPACT FEE NON-CORE						
	LICENSES, PERMITS & FRANCHISES					
	3221	IMPACT FEE`S & PERMITS	$ 102,281	$ 113,332	$ 134,207	$ 134,207
		TOTAL LICENSES, PERMITS & FRANCHISES	**$ 102,281**	**$ 113,332**	**$ 134,207**	**$ 134,207**
	REV FROM USE OF MONEY & PROP					
	3605	INTEREST ON BANK DEP & INVEST	$ 17,574	$ 8,486	$ 9,272	$ 9,272
		TOTAL REV FROM USE OF MONEY & PROP	**$ 17,574**	**$ 8,486**	**$ 9,272**	**$ 9,272**
TOTAL TEH TRANSP IMPACT FEE NON-CORE			**$ 119,855**	**$ 121,818**	**$ 143,479**	**$ 143,479**
JAMISON CENTER						
	MISCELLANEOUS REVENUES					
	5405	GIFTS AND DONATIONS	$ 11,047	$ 13,798	$ 12,000	$ 12,000
		TOTAL MISCELLANEOUS REVENUES	**$ 11,047**	**$ 13,798**	**$ 12,000**	**$ 12,000**

COUNTY OF KERN
Detail of Additional Financing Sources by Fund and Account
Governmental Funds
Fiscal Year 2011-12

Fund Name	Financing Source Category	Financing Source Account	Actual 2009-10	Actual 2010-11	CAO Recommended 2011-12	Adopted by the Board of Supervisors 2011-12
1	2	3	4	5	6	7
TOTAL JAMISON CENTER			**$ 11,047**	**$ 13,798**	**$ 12,000**	**$ 12,000**
STRONG MOT INSTRUMENTATION						
	LICENSES, PERMITS & FRANCHISES					
	3200	BUILDING PERMITS	$ 60,866	$ 234,230	$ 220,790	$ 220,790
		TOTAL LICENSES, PERMITS & FRANCHISES	**$ 60,866**	**$ 234,230**	**$ 220,790**	**$ 220,790**
	MISCELLANEOUS REVENUES					
	5730	TRUST FUNDS-OTHER	$ (22)	$	$	
		TOTAL MISCELLANEOUS REVENUES	**$ (22)**	**$**	**$**	
	OTHER FINANCING SOURCES					
	5497	OFS/OPERATING TRANSFER IN	$	$ 25	$	
		TOTAL OTHER FINANCING SOURCES	**$**	**$ 25**	**$**	
TOTAL STRONG MOT INSTRUMENTATION			**$ 60,844**	**$ 234,255**	**$ 220,790**	**$ 220,790**
TOBACCO EDUCATION CONTROL PROG						
	INTERGOVERNMENTAL REVENUES					
	STATE					
	3955	STATE-AID FOR OTHER STATE AID	$ 184,109	$ 226,583	$ 300,000	$ 300,000
		TOTAL STATE	**$ 184,109**	**$ 226,583**	**$ 300,000**	**$ 300,000**
		TOTAL INTERGOVERNMENTAL REVENUES	**$ 184,109**	**$ 226,583**	**$ 300,000**	**$ 300,000**
	REV FROM USE OF MONEY & PROP					
	3605	INTEREST ON BANK DEP & INVEST	$	$ 1,958	$ 3,500	$ 3,500
		TOTAL REV FROM USE OF MONEY & PROP	**$**	**$ 1,958**	**$ 3,500**	**$ 3,500**
TOTAL TOBACCO EDUCATION CONTROL PROG			**$ 184,109**	**$ 228,541**	**$ 303,500**	**$ 303,500**
VITAL & HEALTH STAT-HEALTH DPT						
	MISCELLANEOUS REVENUES					
	5445	MISCELLANEOUS OTHER REVENUE	$ 54,752	$ 134,889	$ 59,482	$ 59,482

State Controller Schedules
County Budget Act
January 2010

COUNTY OF KERN
Detail of Additional Financing Sources by Fund and Account
Governmental Funds
Fiscal Year 2011-12

Schedule 6

Fund Name	Financing Source Category	Financing Source Account	Actual 2009-10	Actual 2010-11	CAO Recommended 2011-12	Adopted by the Board of Supervisors 2011-12
1	2	3	4	5	6	7
		5730 TRUST FUNDS-OTHER		(2)		
		TOTAL MISCELLANEOUS REVENUES	**$ 54,752**	**$ 134,887**	**$ 59,482**	**$ 59,482**
TOTAL VITAL & HEALTH STAT-HEALTH DPT			**$ 54,752**	**$ 134,887**	**$ 59,482**	**$ 59,482**
VITAL & HEALTH STAT-RECORDER						
	CHARGES FOR SERVICES					
		CHARGES FOR CURRENT SERVICES				
		4680 RECORDING FEES	$ (263)	$	$	$
		4681 COPY & PROCESS FEES	87,406	82,026	85,597	85,597
		TOTAL CHARGES FOR CURRENT SERVICES	**$ 87,143**	**$ 82,026**	**$ 85,597**	**$ 85,597**
		CHARGES FOR SERVICES-INTERFUND				
		5326 I/F-COPY AND PROCESS FEES	$ 4,946	$ 4,388	$	
		TOTAL CHARGES FOR SERVICES-INTERFUND	**$ 4,946**	**$ 4,388**	**$**	
	TOTAL CHARGES FOR SERVICES		**$ 92,089**	**$ 86,414**	**$ 85,597**	**$ 85,597**
TOTAL VITAL & HEALTH STAT-RECORDER			**$ 92,089**	**$ 86,414**	**$ 85,597**	**$ 85,597**
VITAL & HEALTH STAT-CO. CLERK						
	CHARGES FOR SERVICES					
		CHARGES FOR CURRENT SERVICES				
		4681 COPY & PROCESS FEES	$ 1,417	$ 1,803	$ 1,300	$ 1,300
		TOTAL CHARGES FOR CURRENT SERVICES	**$ 1,417**	**$ 1,803**	**$ 1,300**	**$ 1,300**
	TOTAL CHARGES FOR SERVICES		**$ 1,417**	**$ 1,803**	**$ 1,300**	**$ 1,300**
TOTAL VITAL & HEALTH STAT-CO. CLERK			**$ 1,417**	**$ 1,803**	**$ 1,300**	**$ 1,300**
OILDALE REVITALIZATION FUND						
	OTHER FINANCING SOURCES					
		5497 OFS/OPERATING TRANSFER IN	$	$	$ 35,000	$ 35,000
		TOTAL OTHER FINANCING SOURCES	**$**	**$**	**$ 35,000**	**$ 35,000**
TOTAL OILDALE REVITALIZATION FUND			**$**	**$**	**$ 35,000**	**$ 35,000**

State Controller Schedules
County Budget Act
January 2010

COUNTY OF KERN
Detail of Additional Financing Sources by Fund and Account
Governmental Funds
Fiscal Year 2011-12

Schedule 6

Fund Name	Financing Source Category	Financing Source Account	Actual 2009-10	Actual 2010-11	CAO Recommended 2011-12	Adopted by the Board of Supervisors 2011-12
1	2	3	4	5	6	7
PARCEL MAP IN-LIEU FEES						
	CHARGES FOR SERVICES					
		CHARGES FOR CURRENT SERVICES				
		4707 CODE ENFORCEMENT FEE	$ 5,032	$ 4,210	$ 5,050	$ 5,050
		TOTAL CHARGES FOR CURRENT SERVICES	**$ 5,032**	**$ 4,210**	**$ 5,050**	**$ 5,050**
	TOTAL CHARGES FOR SERVICES		**$ 5,032**	**$ 4,210**	**$ 5,050**	**$ 5,050**
	REV FROM USE OF MONEY & PROP					
		3605 INTEREST ON BANK DEP & INVEST	$ 13,161	$ 5,968	$ 6,390	$ 6,390
		TOTAL REV FROM USE OF MONEY & PROP	**$ 13,161**	**$ 5,968**	**$ 6,390**	**$ 6,390**
TOTAL PARCEL MAP IN-LIEU FEES			**$ 18,193**	**$ 10,178**	**$ 11,440**	**$ 11,440**
ARRA AGING & ADULT (STIMULUS)						
	INTERGOVERNMENTAL REVENUES					
		FEDERAL				
		4175 FEDERAL ARRA (STIMULUS)	$ 118,597	$	$	
		TOTAL FEDERAL	**$ 118,597**	**$**	**$**	
	TOTAL INTERGOVERNMENTAL REVENUES		**$ 118,597**	**$**	**$**	
	REV FROM USE OF MONEY & PROP					
		3605 INTEREST ON BANK DEP & INVEST	$	$ 454	$	
		TOTAL REV FROM USE OF MONEY & PROP	**$**	**$ 454**	**$**	
TOTAL ARRA AGING & ADULT (STIMULUS)			**$ 118,597**	**$ 454**	**$**	
ARRA JUSTICE ASSISTANCE						
	INTERGOVERNMENTAL REVENUES					
		FEDERAL				
		4175 FEDERAL ARRA (STIMULUS)	$ 875,464	$	$	
		TOTAL FEDERAL	**$ 875,464**	**$**	**$**	
	TOTAL INTERGOVERNMENTAL REVENUES		**$ 875,464**	**$**	**$**	
TOTAL ARRA JUSTICE ASSISTANCE			**$ 875,464**	**$**	**$**	

State Controller Schedules
County Budget Act
January 2010

COUNTY OF KERN
Detail of Additional Financing Sources by Fund and Account
Governmental Funds
Fiscal Year 2011-12

Schedule 6

Fund Name	Financing Source Category	Financing Source Account	Actual 2009-10	Actual 2010-11	CAO Recommended 2011-12	Adopted by the Board of Supervisors 2011-12
1	2	3	4	5	6	7
KC ARRA ETR						
	INTERGOVERNMENTAL REVENUES					
		FEDERAL				
		4175 FEDERAL ARRA (STIMULUS)	$ 13,388,710	$ 2,601,577	$	$
		TOTAL FEDERAL	**$ 13,388,710**	**$ 2,601,577**	**$**	**$**
	TOTAL INTERGOVERNMENTAL REVENUES		**$ 13,388,710**	**$ 2,601,577**	**$**	**$**
	REV FROM USE OF MONEY & PROP					
		3605 INTEREST ON BANK DEP & INVEST	$ 858	$ 200	$	$
	TOTAL REV FROM USE OF MONEY & PROP		**$ 858**	**$ 200**	**$**	**$**
TOTAL KC ARRA ETR			**$ 13,389,568**	**$ 2,601,777**	**$**	**$**
ARRA ROADS						
	INTERGOVERNMENTAL REVENUES					
		FEDERAL				
		4175 FEDERAL ARRA (STIMULUS)	$ 2,979,061	$ 7,177,253	$ 2,137,162	$ 2,137,162
		TOTAL FEDERAL	**$ 2,979,061**	**$ 7,177,253**	**$ 2,137,162**	**$ 2,137,162**
	TOTAL INTERGOVERNMENTAL REVENUES		**$ 2,979,061**	**$ 7,177,253**	**$ 2,137,162**	**$ 2,137,162**
	REV FROM USE OF MONEY & PROP					
		3605 INTEREST ON BANK DEP & INVEST	$	$ 2,793	$	$
	TOTAL REV FROM USE OF MONEY & PROP		**$**	**$ 2,793**	**$**	**$**
TOTAL ARRA ROADS			**$ 2,979,061**	**$ 7,180,046**	**$ 2,137,162**	**$ 2,137,162**
ARRA ENERGY STIMULUS GRANT						
	INTERGOVERNMENTAL REVENUES					
		FEDERAL				
		4175 FEDERAL ARRA (STIMULUS)	$ 50,000	$ 1,224,999	$ 2,312,519	$ 2,312,519
		TOTAL FEDERAL	**$ 50,000**	**$ 1,224,999**	**$ 2,312,519**	**$ 2,312,519**
	TOTAL INTERGOVERNMENTAL REVENUES		**$ 50,000**	**$ 1,224,999**	**$ 2,312,519**	**$ 2,312,519**

State Controller Schedules
County Budget Act
January 2010

COUNTY OF KERN
Detail of Additional Financing Sources by Fund and Account
Governmental Funds
Fiscal Year 2011-12

Schedule 6

Fund Name	Financing Source Category	Financing Source Account	Actual 2009-10	Actual 2010-11	CAO Recommended 2011-12	Adopted by the Board of Supervisors 2011-12
1	2	3	4	5	6	7
	REV FROM USE OF MONEY & PROP					
		3605 INTEREST ON BANK DEP & INVEST	$ 303	$ 538	$	$
		TOTAL REV FROM USE OF MONEY & PROP	**$ 303**	**$ 538**	**$**	**$**
TOTAL ARRA ENERGY STIMULUS GRANT			**$ 50,303**	**$ 1,225,537**	**$ 2,312,519**	**$ 2,312,519**
CAL-MMET ARRA JAG GRANT						
	INTERGOVERNMENTAL REVENUES					
		FEDERAL				
		4175 FEDERAL ARRA (STIMULUS)	$	$ 80,228	$ 119,990	$ 119,990
		TOTAL FEDERAL	**$**	**$ 80,228**	**$ 119,990**	**$ 119,990**
		TOTAL INTERGOVERNMENTAL REVENUES	**$**	**$ 80,228**	**$ 119,990**	**$ 119,990**
	REV FROM USE OF MONEY & PROP					
		3605 INTEREST ON BANK DEP & INVEST	$	$ 4	$ 10	$ 10
		TOTAL REV FROM USE OF MONEY & PROP	**$**	**$ 4**	**$ 10**	**$ 10**
TOTAL CAL-MMET ARRA JAG GRANT			**$**	**$ 80,232**	**$ 120,000**	**$ 120,000**
TOTAL SPECIAL REVENUE FUNDS FINANCING SOURCES			**$ 835,484,564**	**$ 815,780,922**	**$ 809,308,058**	**$ 809,308,058**
CAPITAL PROJECT FUNDS						
ACO-GENERAL						
	REV FROM USE OF MONEY & PROP					
		3605 INTEREST ON BANK DEP & INVEST	$ 61,418	$ 46,903	$ 50,000	$ 50,000
		3615 INTEREST FROM OTHER SOURCES	197,039	162,924	165,942	165,942
		TOTAL REV FROM USE OF MONEY & PROP	**$ 258,457**	**$ 209,827**	**$ 215,942**	**$ 215,942**
TOTAL ACO-GENERAL			**$ 258,457**	**$ 209,827**	**$ 215,942**	**$ 215,942**
ACO-STRUCTURAL FIRE						
	REV FROM USE OF MONEY & PROP					
		3605 INTEREST ON BANK DEP & INVEST	$ 4,596	$ 2,847	$ 3,400	$ 3,400
		TOTAL REV FROM USE OF MONEY & PROP	**$ 4,596**	**$ 2,847**	**$ 3,400**	**$ 3,400**

COUNTY OF KERN
Detail of Additional Financing Sources by Fund and Account
Governmental Funds
Fiscal Year 2011-12

Fund Name	Financing Source Category	Financing Source Account	Actual 2009-10	Actual 2010-11	CAO Recommended 2011-12	Adopted by the Board of Supervisors 2011-12
1	2	3	4	5	6	7
TOTAL ACO-STRUCTURAL FIRE			**$ 4,596**	**$ 2,847**	**$ 3,400**	**$ 3,400**
SEVENTH STANDARD ROAD PROJ						
INTERGOVERNMENTAL REVENUES						
	FEDERAL					
	4105	FEDERAL-AID FOR CONSTRUCTION	$ 2,836,157	$ 1,635,021	$	$
		TOTAL FEDERAL	**$ 2,836,157**	**$ 1,635,021**	**$**	**$**
	STATE					
	3925	STATE-AID FOR CONSTRUCTION	$ 232,323	$ 1,239,999	$	$
		TOTAL STATE	**$ 232,323**	**$ 1,239,999**	**$**	**$**
		TOTAL INTERGOVERNMENTAL REVENUES	**$ 3,068,480**	**$ 2,875,020**	**$**	**$**
MISCELLANEOUS REVENUES						
	5440	CANCELLED OUTLAWED WARRANTS	$ 37,500	$	$	$
	5445	MISCELLANEOUS OTHER REVENUE	(24,012)	(597,466)		
		TOTAL MISCELLANEOUS REVENUES	**$ 13,488**	**$ (597,466)**	**$**	**$**
REV FROM USE OF MONEY & PROP						
	3605	INTEREST ON BANK DEP & INVEST	$ 78,791	$ 32,426	$ 20,000	$ 20,000
		TOTAL REV FROM USE OF MONEY & PROP	**$ 78,791**	**$ 32,426**	**$ 20,000**	**$ 20,000**
TOTAL SEVENTH STANDARD ROAD PROJ			**$ 3,160,759**	**$ 2,309,980**	**$ 20,000**	**$ 20,000**
WHEELER RIDGE OVERPASS						
INTERGOVERNMENTAL REVENUES						
	FEDERAL					
	4105	FEDERAL-AID FOR CONSTRUCTION	$ 1,391,887	$ 1,804,255	$	$
		TOTAL FEDERAL	**$ 1,391,887**	**$ 1,804,255**	**$**	**$**
		TOTAL INTERGOVERNMENTAL REVENUES	**$ 1,391,887**	**$ 1,804,255**	**$**	**$**
MISCELLANEOUS REVENUES						
	5445	MISCELLANEOUS OTHER REVENUE	$ 590,000	$ (1,525,509)	$	$
		TOTAL MISCELLANEOUS REVENUES	**$ 590,000**	**$ (1,525,509)**	**$**	**$**

State Controller Schedules
County Budget Act
January 2010

COUNTY OF KERN
Detail of Additional Financing Sources by Fund and Account
Governmental Funds
Fiscal Year 2011-12

Schedule 6

Fund Name	Financing Source Category	Financing Source Account	Actual 2009-10	Actual 2010-11	CAO Recommended 2011-12	Adopted by the Board of Supervisors 2011-12
1	2	3	4	5	6	7
	REV FROM USE OF MONEY & PROP					
		3605 INTEREST ON BANK DEP & INVEST	$ 4,524	$ 2,100	$ 2,200	$ 2,200
		TOTAL REV FROM USE OF MONEY & PROP	**$ 4,524**	**$ 2,100**	**$ 2,200**	**$ 2,200**
TOTAL WHEELER RIDGE OVERPASS			**$ 1,986,411**	**$ 280,846**	**$ 2,200**	**$ 2,200**
7TH STANDARD WIDENING PROJECT						
	INTERGOVERNMENTAL REVENUES					
		FEDERAL				
		4105 FEDERAL-AID FOR CONSTRUCTION	$ 3,860,730	$ 8,114,944	$	$
		TOTAL FEDERAL	**$ 3,860,730**	**$ 8,114,944**	**$**	**$**
		STATE				
		3925 STATE-AID FOR CONSTRUCTION	$ 3,876,531	$ 3,217,885	$	$
		TOTAL STATE	**$ 3,876,531**	**$ 3,217,885**	**$**	**$**
	TOTAL INTERGOVERNMENTAL REVENUES		**$ 7,737,261**	**$ 11,332,829**	**$**	**$**
	MISCELLANEOUS REVENUES					
		5445 MISCELLANEOUS OTHER REVENUE	$ 1,201,064	$ 500	$	$
	TOTAL MISCELLANEOUS REVENUES		**$ 1,201,064**	**$ 500**	**$**	**$**
	OTHER FINANCING SOURCES					
		5497 OFS/OPERATING TRANSFER IN	$ 5,106,112	$ 5,100,859	$	$
	TOTAL OTHER FINANCING SOURCES		**$ 5,106,112**	**$ 5,100,859**	**$**	**$**
	REV FROM USE OF MONEY & PROP					
		3605 INTEREST ON BANK DEP & INVEST	$ 14,416	$ 41,007	$ 24,000	$ 24,000
	TOTAL REV FROM USE OF MONEY & PROP		**$ 14,416**	**$ 41,007**	**$ 24,000**	**$ 24,000**
TOTAL 7TH STANDARD WIDENING PROJECT			**$ 14,058,853**	**$ 16,475,195**	**$ 24,000**	**$ 24,000**
2009 COP CAPITAL PROJECTS						
	MISCELLANEOUS REVENUES					
		5447 OTHER OPERATING REVENUE	$ 10,959,623	$ 24,340,789	$	$
	TOTAL MISCELLANEOUS REVENUES		**$ 10,959,623**	**$ 24,340,789**	**$**	**$**

State Controller Schedules
County Budget Act
January 2010

COUNTY OF KERN
Detail of Additional Financing Sources by Fund and Account
Governmental Funds
Fiscal Year 2011-12

Schedule 6

Fund Name	Financing Source Category	Financing Source Account	Actual 2009-10	Actual 2010-11	CAO Recommended 2011-12	Adopted by the Board of Supervisors 2011-12
1	2	3	4	5	6	7
	REV FROM USE OF MONEY & PROP					
		3605 INTEREST ON BANK DEP & INVEST	$ 20,330	$ 33,043	$	$
		TOTAL REV FROM USE OF MONEY & PROP	**$ 20,330**	**$ 33,043**	**$**	**$**
TOTAL 2009 COP CAPITAL PROJECTS			**$ 10,979,953**	**$ 24,373,832**	**$**	**$**
HAGEMAN ROAD SOG FUND						
	INTERGOVERNMENTAL REVENUES					
		STATE				
		3925 STATE-AID FOR CONSTRUCTION	$	$ 1,571,934	$	$
		TOTAL STATE	**$**	**$ 1,571,934**	**$**	**$**
		TOTAL INTERGOVERNMENTAL REVENUES	**$**	**$ 1,571,934**	**$**	**$**
	MISCELLANEOUS REVENUES					
		5445 MISCELLANEOUS OTHER REVENUE	$	$ 2,915	$	$
		TOTAL MISCELLANEOUS REVENUES	**$**	**$ 2,915**	**$**	**$**
	OTHER FINANCING SOURCES					
		5497 OFS/OPERATING TRANSFER IN	$	$ 10,397,597	$	$
		TOTAL OTHER FINANCING SOURCES	**$**	**$ 10,397,597**	**$**	**$**
	REV FROM USE OF MONEY & PROP					
		3605 INTEREST ON BANK DEP & INVEST	$ 9,522	$ 26,453	$ 20,000	$ 20,000
		TOTAL REV FROM USE OF MONEY & PROP	**$ 9,522**	**$ 26,453**	**$ 20,000**	**$ 20,000**
TOTAL HAGEMAN ROAD SOG FUND			**$ 9,522**	**$ 11,998,899**	**$ 20,000**	**$ 20,000**
TOBACCO SECUR PROCEEDS-CP FUND						
	REV FROM USE OF MONEY & PROP					
		3605 INTEREST ON BANK DEP & INVEST	$ 43,169	$	$	$
		3607 INTEREST-TOBACCO ENDOWMENT		1,277,754	1,000,000	1,000,000
		TOTAL REV FROM USE OF MONEY & PROP	**$ 43,169**	**$ 1,277,754**	**$ 1,000,000**	**$ 1,000,000**
TOTAL TOBACCO SECUR PROCEEDS-CP FUND			**$ 43,169**	**$ 1,277,754**	**$ 1,000,000**	**$ 1,000,000**

State Controller Schedules
County Budget Act
January 2010

COUNTY OF KERN
Detail of Additional Financing Sources by Fund and Account
Governmental Funds
Fiscal Year 2011-12

Schedule 6

Fund Name	Financing Source Category	Financing Source Account	Actual 2009-10	Actual 2010-11	CAO Recommended 2011-12	Adopted by the Board of Supervisors 2011-12
1	2	3	4	5	6	7
REXLAND ACRES SEWER IMPRVMNT						
	INTERGOVERNMENTAL REVENUES					
		STATE				
		3925 STATE-AID FOR CONSTRUCTION	$ 176,365	$	$	$
		TOTAL STATE	**$ 176,365**	**$**	**$**	**$**
	TOTAL INTERGOVERNMENTAL REVENUES		**$ 176,365**	**$**	**$**	**$**
	REV FROM USE OF MONEY & PROP					
		3605 INTEREST ON BANK DEP & INVEST	$ 70,345	$	$	$
		3615 INTEREST FROM OTHER SOURCES	28			
	TOTAL REV FROM USE OF MONEY & PROP		**$ 70,373**	**$**	**$**	**$**
TOTAL REXLAND ACRES SEWER IMPRVMNT			**$ 246,738**	**$**	**$**	**$**
TOTAL CAPITAL PROJECT FUNDS FINANCING SOURCES			**$ 30,748,458**	**$ 56,929,180**	**$ 1,285,542**	**$ 1,285,542**
DEBT SERVICE FUNDS						
BELLE VISTA EST BOND REDEMPTN						
	REV FROM USE OF MONEY & PROP					
		3605 INTEREST ON BANK DEP & INVEST	$ 85	$	$	$
		3615 INTEREST FROM OTHER SOURCES	4			
	TOTAL REV FROM USE OF MONEY & PROP		**$ 89**	**$**	**$**	**$**
TOTAL BELLE VISTA EST BOND REDEMPTN			**$ 89**	**$**	**$**	**$**
SW SHAFTER WATER PROJECT						
	CHARGES FOR SERVICES					
		CHARGES FOR CURRENT SERVICES				
		4303 SPECIAL ASSESSMENTS-CURRENT	$ (15)	$ (16)	$	$
		TOTAL CHARGES FOR CURRENT SERVICES	**$ (15)**	**$ (16)**	**$**	**$**
	TOTAL CHARGES FOR SERVICES		**$ (15)**	**$ (16)**	**$**	**$**
	FINES, FORFEITURES & PENALTIES					
		3565 PENALTIES-REDEMPTIONS	$ 168	$ 774	$	$

State Controller Schedules
County Budget Act
January 2010

COUNTY OF KERN
Detail of Additional Financing Sources by Fund and Account
Governmental Funds
Fiscal Year 2011-12

Schedule 6

Fund Name	Financing Source Category	Financing Source Account	Actual 2009-10	Actual 2010-11	CAO Recommended 2011-12	Adopted by the Board of Supervisors 2011-12
1	2	3	4	5	6	7
		TOTAL FINES, FORFEITURES & PENALTIES	**$ 168**	**$ 774**	**$**	**$**
	REV FROM USE OF MONEY & PROP					
	3605	INTEREST ON BANK DEP & INVEST	$ 249	$ 153	$	$
	3615	INTEREST FROM OTHER SOURCES	2	6		
		TOTAL REV FROM USE OF MONEY & PROP	**$ 251**	**$ 159**	**$**	**$**
	TAXES CURRENT PROPERTY					
	3005	PROPERTY TAXES-CURRENT SECURED	$ 9,812	$ 10,571	$ 15,443	$ 15,443
		TOTAL TAXES CURRENT PROPERTY	**$ 9,812**	**$ 10,571**	**$ 15,443**	**$ 15,443**
	TAXES OTHER THAN CURRENT PROP					
	3015	PROPERTY TAXES-PRIOR SECURED	$ 555	$ 2,028	$	$
		TOTAL TAXES OTHER THAN CURRENT PROP	**$ 555**	**$ 2,028**	**$**	**$**
TOTAL SW SHAFTER WATER PROJECT			**$ 10,771**	**$ 13,516**	**$ 15,443**	**$ 15,443**
REXLAND ACRES SEWER						
	CHARGES FOR SERVICES					
		CHARGES FOR CURRENT SERVICES				
	4303	SPECIAL ASSESSMENTS-CURRENT	$ (123)	$ (136)	$	$
		TOTAL CHARGES FOR CURRENT SERVICES	**$ (123)**	**$ (136)**	**$**	**$**
		TOTAL CHARGES FOR SERVICES	**$ (123)**	**$ (136)**	**$**	**$**
	FINES, FORFEITURES & PENALTIES					
	3565	PENALTIES-REDEMPTIONS	$ 2,709	$ 1,720	$	$
		TOTAL FINES, FORFEITURES & PENALTIES	**$ 2,709**	**$ 1,720**	**$**	**$**
	REV FROM USE OF MONEY & PROP					
	3605	INTEREST ON BANK DEP & INVEST	$ 1,099	$ 1,823	$	$
	3615	INTEREST FROM OTHER SOURCES	44	82		
		TOTAL REV FROM USE OF MONEY & PROP	**$ 1,143**	**$ 1,905**	**$**	**$**
	TAXES CURRENT PROPERTY					
	3005	PROPERTY TAXES-CURRENT SECURED	$ 164,045	$ 171,913	$ 182,000	$ 182,000
		TOTAL TAXES CURRENT PROPERTY	**$ 164,045**	**$ 171,913**	**$ 182,000**	**$ 182,000**

State Controller Schedules
County Budget Act
January 2010

COUNTY OF KERN
Detail of Additional Financing Sources by Fund and Account
Governmental Funds
Fiscal Year 2011-12

Schedule 6

Fund Name	Financing Source Category	Financing Source Account	Actual 2009-10	Actual 2010-11	CAO Recommended 2011-12	Adopted by the Board of Supervisors 2011-12
1	2	3	4	5	6	7
	TAXES OTHER THAN CURRENT PROP					
	3015	PROPERTY TAXES-PRIOR SECURED	$ 13,620	$ 6,902	$	$
		TOTAL TAXES OTHER THAN CURRENT PROP	**$ 13,620**	**$ 6,902**	**$**	**$**
TOTAL REXLAND ACRES SEWER			**$ 181,394**	**$ 182,304**	**$ 182,000**	**$ 182,000**
TOTAL DEBT SERVICE FUNDS FINANCING SOURCES			**$ 192,254**	**$ 195,820**	**$ 197,443**	**$ 197,443**
TOTAL ALL FUNDS			**$ 1,528,146,994**	**$ 1,548,748,639**	**$ 1,470,308,946**	**$ 1,470,308,946**
		Total All Funds Transferred To	SCH 5, COL 2	SCH 5, COL 3	SCH 5, COL 4	SCH 5, COL 5

State Controller Schedules
County Budget Act
January 2010

COUNTY OF KERN
Summary of Financing Uses by Function and Fund
Governmental Funds
Fiscal Year 2011-12

Schedule 7

Description	Actual 2009-10	Actual 2010-11	CAO Recommended 2011-12	Adopted by the Board of Supervisors 2011-12
1	2	3	4	5
SUMMARIZATION BY FUNCTION				
GENERAL GOVERNMENT	$ 123,595,263	$ 119,892,891	$ 117,318,709	$ 117,453,309
PUBLIC PROTECTION	554,386,655	563,710,381	577,364,595	577,364,595
PUBLIC WAYS AND FACILITIES	98,447,655	123,713,593	80,529,074	80,529,074
HEALTH AND SANITATION	224,428,901	222,908,562	249,711,043	249,711,043
PUBLIC ASSISTANCE	463,102,303	456,097,649	466,833,544	466,833,544
EDUCATION	9,706,794	8,871,976	7,903,644	8,003,644
RECREATION AND CULTURAL SERVICES	13,497,014	12,099,362	12,800,560	12,800,560
DEBT SERVICE	7,778,627	4,101,755	15,010,847	15,010,847
TOTAL FINANCING USES BY FUNCTION	**$ 1,494,943,212**	**$ 1,511,396,169**	**$ 1,527,472,016**	**$ 1,527,706,616**
APPROPRIATION FOR CONTIGENCIES				
00001 GENERAL	$	$	$ 7,299,965	$ 12,284,465
00120 BUILDING INSPECTION			550,000	550,000
00141 MENTAL HEALTH FUND			2,950,478	2,950,478
00145 AGING AND ADULT SERVICES			776,122	776,122
TOTAL APPROPRIATION FOR CONTINGENCIES	**$**	**$**	**$ 11,576,565**	**$ 16,561,065**
SUBTOTAL FINANCING USES	**$ 1,494,943,212**	**$ 1,511,396,169**	**$ 1,539,048,581**	**$ 1,544,267,681**
PROVISIONS FOR OBLIGATED FUND BALANCES				
00001 GENERAL	$	$	$ 66,032,749	$ 60,813,649
00264 TAX LOSS RESERVE			3,766,041	3,766,041
00120 BUILDING INSPECTION			3,180,616	3,180,616
00160 WILDLIFE RESOURCES			4,478	4,478
00161 TEHACHAPI MT FOREST PARK FUND			15,447	15,447
00170 OFF HWY MV LIC			142,014	142,014
00171 PL LOC DRN-SHAL			32	32
00172 PL LOC DRN-BRUND			1,990	1,990
00173 PL LOC DRN-ORNGW			61,540	61,540
00174 PL LOC DRN-BRECK			10,457	10,457
00175 RANGE IMP SEC 15			36,168	36,168

State Controller Schedules County Budget Act January 2010	COUNTY OF KERN Summary of Financing Uses by Function and Fund Governmental Funds Fiscal Year 2011-12			Schedule 7
Description	Actual 2009-10	Actual 2010-11	CAO Recommended 2011-12	Adopted by the Board of Supervisors 2011-12
1	2	3	4	5
00176 PL LOC DRN-OILDL			6,392	6,392
00179 PROBATION TRN FD			11,810	11,810
00180 DNA IDENTIFICATION			48,166	48,166
00183 KERN CO DEPT OF CHILD SUPPORT			658,206	658,206
00184 AUTOMATED FINGERPRINT FUND			62,626	62,626
00186 JUV JUST FAC TEMP CONST			373	373
00187 EMERGENCY MEDICAL SERVICES FND			557,265	557,265
00188 AUTOMATED CO WARRANT SYSTEM			1,165	1,165
00191 CRIMINAL JUS FACILITIES CONST			3,144,260	3,144,260
00194 RECORDER`S SSN TRUNCATION			49,555	49,555
00196 ALCOHOL ABUSE EDUCATION/PREV			27,477	27,477
00198 RECORDERS MODERNIZATION FUND			806,635	806,635
00199 MICROGRAPHIC-RCD			31,858	31,858
00266 REDEMPTION SYSTEMS			631,562	631,562
00270 ABATEMENT COST			13,728	13,728
22023 ANIMAL CARE			301	301
22027 STERILIZATION FUND			19,861	19,861
22036 BOARD OF TRADE-ADVERTISING			8,957	8,957
22042 GENERAL PLAN ADMIN SURCHARGE			595,861	595,861
22045 CO-WIDE CRIME PREV. P.C.1202.5			717	717
22064 D.A.-LOCAL FORFEITURE TRUST			44,377	44,377
22066 SOLID WASTE-LEA GRANT			30,284	30,284
22067 HEALTH-LOCAL OPTION			333	333
22068 HLTH-STATE L.U.S.T. PROG			51,673	51,673
22069 PUBLIC HEALTH MISCELLANEOUS			7,131	7,131
22073 HEALTH-MAA/TCM			68,974	68,974
22074 H1N1 PUB HLTH EMERG RESP FUNDS			2,897	2,897
22076 CHILD RESTRAINT LOANER PRG			167,679	167,679
22082 KCIRT			1,171	1,171
22085 MENTAL HEALTH SERVICES ACT			16,508,403	16,508,403
22087 CRIMINALISTICS LABORATORIES			23,058	23,058
22098 PROBATION ASSET FORFEITURE			3,813	3,813
22116 HEALTH-NNFP			101,347	101,347

State Controller Schedules County Budget Act January 2010	COUNTY OF KERN Summary of Financing Uses by Function and Fund Governmental Funds Fiscal Year 2011-12			Schedule 7
Description	Actual 2009-10	Actual 2010-11	CAO Recommended 2011-12	Adopted by the Board of Supervisors 2011-12
1	2	3	4	5
22122 FIXED WING AIRCRAFT			9,828	9,828
22123 VEHICLE/APPARATUS			11,274	11,274
22127 SHERIFF`S CAL-ID			360,327	360,327
22128 SHERIFF`S CIVIL SUBPOENAS			8,049	8,049
22129 KNET-SPC ASSET FORFEITURE REV			85,819	85,819
22131 SHERIFF`S DRUG ABUSE GANG DIVR			3,307	3,307
22138 SHERIFF`S CIVIL AUTOMATED			53,889	53,889
22140 SHERIFFS FIREARMS			51,004	51,004
22141 SHERIFF-JUDGEMENT DEBTORS FEE			105,145	105,145
22143 SHERIFF`S VOLUNTEER SERV GRP			81,346	81,346
22144 SHER-CONTROLLED SUBTANCE			124,477	124,477
22156 DIVCA LOCAL FRANCHISE FEE			389,284	389,284
22158 BKFD PLANNED SEWER #2			1,132	1,132
22162 CAL-MMET-STATE ASSET FORFEIT			149,450	149,450
22163 HIGH TECH EQUIPMENT			12	12
22164 BKFD PLANNED SEWER #3			12	12
22166 BKFD PLANNED SEWER #4			2,465	2,465
22173 CO PLANNED SEWER AREA A			2,307	2,307
22176 HEALTH-BIO TERRORISM GRANT			263,147	263,147
22177 CO PLANNED SEWER AREA B			6	6
22184 CSA #71 SEPTIC ABANDONMENT			36,820	36,820
22185 WRAPAROUND SAVINGS			1,798,807	1,798,807
22187 RECORDERS ELECTRONIC RECORDING			89,171	89,171
22188 FIREWORKS VIOLATIONS			19,927	19,927
24024 DA FAMILY - EXCESS REVENUE			1,628	1,628
24041 EMS WEEK - DONATIONS			130	130
24042 FIRE DEPT DONATIONS			12,849	12,849
24043 STATE FIRE			94,856	94,856
24047 FIRE-HELICOPTER OPERATIONS			52,325	52,325
24050 MOBILE FIRE KITCHEN			61	61
24057 INMATE WELF-SHER CORRECTION FC			999,972	999,972
24067 KERN CO LIBRARY TRUST FUND			206,277	206,277
24088 CORE AREA METRO BFLD IMP FEE			56,802	56,802

State Controller Schedules
County Budget Act
January 2010

COUNTY OF KERN
Summary of Financing Uses by Function and Fund
Governmental Funds
Fiscal Year 2011-12

Schedule 7

Description	Actual 2009-10	Actual 2010-11	CAO Recommended 2011-12	Adopted by the Board of Supervisors 2011-12
1	2	3	4	5
24097 TEH TRANSP IMPACT FEE NON-CORE			54,670	54,670
24125 STRONG MOT INSTRUMENTATION			45,939	45,939
24126 TOBACCO EDUCATION CONTROL PROG			33,002	33,002
24137 VITAL & HEALTH STAT-HEALTH DPT			75,387	75,387
24139 VITAL & HEALTH STAT-CO. CLERK			304	304
26000 ARRA AGING & ADULT (STIMULUS)			453	453
00012 ACO-STRUCTURAL FIRE			10,819	10,819
00220 7TH STANDARD WIDENING PROJECT			50,008	50,008
00221 2009 COP CAPITAL PROJECTS			21,043	21,043
00222 HAGEMAN ROAD SOG FUND			46,453	46,453
40381 SW SHAFTER WATER PROJECT			8,043	8,043
40391 REXLAND ACRES SEWER			37,740	37,740
TOTAL OBLIGATED FUND BALANCES	**$**	**$**	**$ 102,395,213**	**$ 97,176,113**
TOTAL FINANCING USES	**$ 1,494,943,212**	**$ 1,511,396,169**	**$ 1,641,443,794**	**$ 1,641,443,794**

State Controller Schedules County Budget Act January 2010	COUNTY OF KERN Detail of Financing Uses by Function, Activity and Budget Unit Governmental Funds Fiscal Year 2011-12			Schedule 8
Function, Activity and Budget Unit	Actual 2009-10	Actual 2010-11	CAO Recommended 2011-12	Adopted by the Board of Supervisors 2011-12
1	2	3	4	5
GENERAL				
LEGISLATIVE & ADMINISTRATIVE				
1011 BOARD OF SUPERVISORS-DIST #1	$ 530,339	$ 440,643	$ 522,989	$ 522,989
1012 BOARD OF SUPERVISORS-DIST #2	476,741	487,827	522,224	522,224
1013 BOARD OF SUPERVISORS-DIST #3	478,917	487,385	516,638	516,638
1014 BOARD OF SUPERVISORS-DIST #4	526,683	493,996	493,698	493,698
1015 BOARD OF SUPERVISORS-DIST #5	517,756	464,200	475,198	475,198
1020 ADMINISTRATIVE OFFICE	2,837,055	2,360,583	3,107,020	3,107,020
1030 CLERK OF BOARD OF SUPERVISORS	805,333	772,737	784,554	784,554
1040 SPECIAL SERVICES	4,608,050	4,094,159	5,811,511	5,811,511
TOTAL LEGISLATIVE & ADMINISTRATIVE	**$ 10,780,874**	**$ 9,601,530**	**$ 12,233,832**	**$ 12,233,832**
FINANCE				
1110 AUDITOR-CONTROLLER	$ 5,121,852	$ 5,172,889	$ 5,522,013	$ 5,629,013
1113 TAX LOSS RESERVE	1,016,856	3,000,000	4,000,000	4,000,000
1116 CONTRIB TO FISCAL STABILITY	24,670,895	18,000,000		
1120 TREASURER-TAX COLLECTOR	5,113,321	5,161,278	5,973,261	5,973,261
1121 REDEMPTION SYSTEMS FUND			654,428	654,428
1130 ASSESSOR	9,404,376	10,037,337	10,981,553	10,981,553
TOTAL FINANCE	**$ 45,327,300**	**$ 41,371,504**	**$ 27,131,255**	**$ 27,238,255**
OTHER GENERAL				
1160 INFORMATION TECHNOLOGY SERVICE	$ 9,416,493	$ 10,139,492	$ 10,518,737	$ 10,518,737
1900 ENGINEERING & SURVEY SERVICES	5,526,420	4,952,440	5,689,634	5,689,634
1910 RISK MANAGEMENT	4,322,058	5,263,186	5,108,903	5,108,903
TOTAL OTHER GENERAL	**$ 19,264,971**	**$ 20,355,118**	**$ 21,317,274**	**$ 21,317,274**
COUNSEL				
1210 COUNTY COUNSEL	$ 7,208,071	$ 7,499,042	$ 8,295,828	$ 8,295,828
TOTAL COUNSEL	**$ 7,208,071**	**$ 7,499,042**	**$ 8,295,828**	**$ 8,295,828**
PERSONNEL				
1310 PERSONNEL	$ 2,291,351	$ 2,088,792	$ 2,115,951	$ 2,143,551
TOTAL PERSONNEL	**$ 2,291,351**	**$ 2,088,792**	**$ 2,115,951**	**$ 2,143,551**
ELECTIONS				
1420 ELECTIONS	$ 3,104,851	$ 3,555,884	$ 3,951,368	$ 3,951,368

State Controller Schedules
County Budget Act
January 2010

COUNTY OF KERN
Detail of Financing Uses by Function, Activity and Budget Unit
Governmental Funds
Fiscal Year 2011-12

Schedule 8

Function, Activity and Budget Unit	Actual 2009-10	Actual 2010-11	CAO Recommended 2011-12	Adopted by the Board of Supervisors 2011-12
1	2	3	4	5
TOTAL ELECTIONS	**$ 3,104,851**	**$ 3,555,884**	**$ 3,951,368**	**$ 3,951,368**
COMMUNICATIONS				
1510 COMMUNICATIONS	$ 1,297,678	$	$	$
TOTAL COMMUNICATIONS	**$ 1,297,678**	**$**	**$**	**$**
PROPERTY MANAGEMENT				
1610 GENERAL SERVICES	$ 9,729,899	$ 10,069,091	$ 10,928,216	$ 10,928,216
1611 DIVCA LCL FRANCHISE FEE		24,204	200,000	200,000
1612 ARRA ENERGY STIMULUS GRANT		1,673,051	2,330,088	2,330,088
1615 UTILITY PAYMENTS	7,284,611	7,149,666	7,972,867	7,972,867
1640 CONSTRUCTION SERV-DIV GEN SERV	1,003,182	1,050,436	1,535,673	1,535,673
1650 GEN SERV-MAJOR MAINT-GENERAL	5,325,611	2,815,753	6,824,550	6,824,550
TOTAL PROPERTY MANAGEMENT	**$ 23,343,303**	**$ 22,782,201**	**$ 29,791,394**	**$ 29,791,394**
PROMOTION				
1812 BOARD OF TRADE	$ 792,567	$ 729,992	$ 717,357	$ 717,357
1813 INFORMATIONAL KIOSKS	24,592	6,420		
1814 BOARD OF TRADE-ADVERTISING TRS	50,476	55,000	53,500	53,500
TOTAL PROMOTION	**$ 867,635**	**$ 791,412**	**$ 770,857**	**$ 770,857**
PLANT ACQUISITION				
1947 TOBACCO ENDOWMENT INTEREST	$	$ 1,250,000	$ 1,000,000	$ 1,000,000
1948 ACO-GENERAL FUND	442,826			
1950 BKFD PLANNED SEWER #1 TRUST	213	68	650,200	650,200
1951 BKFD PLANNED SEWER #2 TRUST			200,000	200,000
1952 BKFD PLANNED SEWER #3 TRUST			2,500	2,500
1953 BKFD PLANNED SEWER #4 TRUST			60,000	60,000
1954 BKFD PLANNED SEWER #5 TRUST			75,000	75,000
1956 CO PLANNED SEWER AREA A TRUST	18		16,000	16,000
1957 CO PLANNED SEWER AREA B TRUST			1,200	1,200
1958 CSA #71 SEPTIC ABANDONMENT TRS	96		650,050	650,050
1959 COURT TEMP CONST.		436,671		
1960 GENERAL SERVICES - CAPITAL PROJECTS	5,869,662	6,481,056	4,975,000	4,975,000
1961 ORANGEWD PLD			615,000	615,000
1962 PL LOC DRAN-SHAL			6,000	6,000

State Controller Schedules County Budget Act January 2010	COUNTY OF KERN Detail of Financing Uses by Function, Activity and Budget Unit Governmental Funds Fiscal Year 2011-12			Schedule 8
Function, Activity and Budget Unit	Actual 2009-10	Actual 2010-11	CAO Recommended 2011-12	Adopted by the Board of Supervisors 2011-12
1	2	3	4	5
1963 PL LOC DRAN-BRUND			60,000	60,000
1964 PL LOC DRAN-BRECK			25,000	25,000
1965 PLD OILDALE			75,000	75,000
1966 FACILITY PROJECTS	746,733	1,014,371		
1968 CRIMINAL JUST FACILITY	2,945,015	2,665,132	3,300,000	3,300,000
1969 REXLAND ACRES SEWER AD 2006-1	47,274	110		
8235 TOBACCO SECUR PROCEEDS-CP FUND	57,392			
TOTAL PLANT ACQUISITION	**$ 10,109,229**	**$ 11,847,408**	**$ 11,710,950**	**$ 11,710,950**
APPROPRIATION FR CONTINGENCIES				
1970 APPROPRIATION FR CONTINGENCIES	$	$	$ 7,299,965	$ 12,284,465
TOTAL APPROPRIATION FR CONTINGENCIES	**$**	**$**	**$ 7,299,965**	**$ 12,284,465**
TOTAL GENERAL	**$ 123,595,263**	**$ 119,892,891**	**$ 124,618,674**	**$ 129,737,774**
PUBLIC PROTECTION				
JUDICIAL				
2110 CONTRI-TRIAL COURT FUNDING	$ 15,573,624	$ 15,772,291	$ 16,689,301	$ 16,689,301
2111 DNA INDENTIFICATION FUND	439,000	461,120	661,120	661,120
2112 LOCAL PUBLIC SAFETY FUND	52,268,217	51,918,793	54,225,367	54,225,367
2113 AUTOMATED CO WARRANT SYSTEM	67,000	67,000	90,000	90,000
2114 DOMESTIC VIOLENCE FUND	200,000	200,000	200,000	200,000
2115 REAL ESTATE FRAUD	105,167	100,000	280,000	280,000
2116 COUNTY CLERK	513,759	431,127	539,158	539,158
2118	598,606		173,839	173,839
2160 GRAND JURY	238,155	229,900	237,958	237,958
2170 INDIGENT DEFENSE SERVICES	5,361,568	5,218,186	5,263,000	5,263,000
2180 DISTRICT ATTORNEY	27,519,037	27,618,368	28,425,829	28,425,829
2181 D.A.-LOCAL FORFEITURE TRUST	640,000	300,000	500,000	500,000
2182 D. A. EQUIPMENT/AUTOMATION			100,000	100,000
2183 KERN CO DEPT OF CHILD SUPPORT	21,606,380	21,877,286	22,370,476	22,370,476
2184 DA FAMILY - EXCESS REVENUE		15,164		
2185 CRIMINALISTICS LABORATORIES FD	83,237		130,000	130,000
2186 D.A.-FEDERAL FORFEITURE TRUST			40,000	40,000

State Controller Schedules County Budget Act January 2010	COUNTY OF KERN Detail of Financing Uses by Function, Activity and Budget Unit Governmental Funds Fiscal Year 2011-12			Schedule 8
Function, Activity and Budget Unit	Actual 2009-10	Actual 2010-11	CAO Recommended 2011-12	Adopted by the Board of Supervisors 2011-12
1	2	3	4	5
2187 DA-COURT ORDERED PENALTIES			260,000	260,000
2190 PUBLIC DEFENDER	14,137,426	13,393,997	13,973,886	13,973,886
TOTAL JUDICIAL	**$ 139,351,176**	**$ 137,603,232**	**$ 144,159,934**	**$ 144,159,934**
POLICE PROTECTION				
2200 FORENSIC SCIENCES-DIV OF D.A.	$ 6,016,421	$ 6,735,028	$ 6,906,839	$ 6,906,839
2210 SHERIFF	171,869,267	179,231,647	176,681,806	176,681,806
2211 SHER FAC TRNG FUND	215,000	215,000	215,000	215,000
2212 AUTOMATED FINGERPRINT FUND	200,000	448,453	574,000	574,000
2214 SHERIFF'S CAL-ID TRUST FUND	1,553,968	126,140	730,000	730,000
2217 SHERIFF'S TRAINING TRUST FUND	206,500	120,000	190,000	190,000
2218 SHERIFF-WORK RELEASE TRUST	350,000	400,000	650,000	650,000
2219 SHERIFF-STATE FORFEITURE TRUST	7,998	11,283	20,000	20,000
2220 SHERIFF'S CIVIL AUTOMATED TRST	100,000	115,750	115,750	115,750
2222 SHERIFF-JUDGEMENT DEBTORS FEE	238,000	408,061	100,000	100,000
2223 SHERIFF'S COMM RESOURCES TRUST	7,715	10,309	35,000	35,000
2224 SHERIFF'S VOLUNTEER SERV GRP	1,842	3,450	5,000	5,000
2225 SHER-CONTROLLED SUBTANCE TRST		64,915		
2227 HIDTA-STATE ASSET FORFEIT TRUS	12,000			
2228 CAL-MMET-STATE ASSET FOREIT		166,971		
2230 INMATE WELF-SHER CORRECTION FC	2,287,237	2,855,107	3,344,800	3,344,800
2232 CAL-MMET ARRA JAG GRANT		80,232	120,000	120,000
TOTAL POLICE PROTECTION	**$ 183,065,948**	**$ 190,992,346**	**$ 189,688,195**	**$ 189,688,195**
DETENTION & CORRECTION				
2340 PROBATION	$ 62,242,350	$ 63,187,406	$ 62,462,043	$ 62,462,043
2341 PROBATION TRAINING FUND	314,000	218,000	222,560	222,560
2342 PROBATION DJJ REALIGNMENT FUND	3,440,750	3,147,546	2,848,568	2,848,568
2343 PROBATION ASSET FORFEITURE TR	2,000	2,000	2,000	2,000
2344 JUVENILE INMATE WELFARE FUND	50,000	50,000	50,000	50,000
TOTAL DETENTION & CORRECTION	**$ 66,049,100**	**$ 66,604,952**	**$ 65,585,171**	**$ 65,585,171**
FIRE PROTECTION				
2415 FIRE DEPARTMENT	$ 120,189,157	$ 124,828,970	$ 127,724,258	$ 127,724,258
2416 CONTRIBUTION FOR FIRE	15,742,282	13,108,507	14,881,078	14,881,078

State Controller Schedules County Budget Act January 2010	COUNTY OF KERN Detail of Financing Uses by Function, Activity and Budget Unit Governmental Funds Fiscal Year 2011-12			Schedule 8
Function, Activity and Budget Unit	Actual 2009-10	Actual 2010-11	CAO Recommended 2011-12	Adopted by the Board of Supervisors 2011-12
1	2	3	4	5
2417 TRUCK 21 REPLACEMENT TRUST		850,000		
2418 FIXED WING AIRCRAFT TRUST	163,300	179,161	150,000	150,000
2419 VEHICLE/APPARATUS TRUST		15,000		
2420 FIREWORKS VIOLATIONS TRUST	35,083	24,824	25,000	25,000
2422 STATE FIRE TRUST FUND			200,000	200,000
2423 FIRE-HAZARD REDUCTION			500,000	500,000
2425 FIRE-HELICOPTER OPERATIONS	540,265	745,000	1,200,000	1,200,000
TOTAL FIRE PROTECTION	**$ 136,670,087**	**$ 139,751,462**	**$ 144,680,336**	**$ 144,680,336**
PROTECTIVE INSPECTION				
2610 DEPT OF AG & MEASUR STANDARD	$ 5,991,248	$ 6,259,845	$ 6,440,429	$ 6,440,429
2620 CODE COMPLIANCE	1,643,478	1,139,306	1,674,329	1,674,329
2623 ABATEMENT COST	149,187	127,163	200,000	200,000
2625 BUILDING INSPECTION	4,643,386	4,345,529	5,297,662	5,297,662
2626 STRONG MOT INSTRUMENTATION TR	24,001	221,745	226,000	226,000
TOTAL PROTECTIVE INSPECTION	**$ 12,451,300**	**$ 12,093,588**	**$ 13,838,420**	**$ 13,838,420**
OTHER PROTECTION				
2700 RECORDER	$	$	$ 3,846,274	$ 3,846,274
2705 RECORDER	2,605,599	2,587,695		
2706 RECORDERS FEE FUND	657,326	599,336	837,010	837,010
2707 MICROGRAPHICS/RECORDER FUND	185,013	132,031	195,619	195,619
2708 RECORDER'S MODERNIZATION TRUST	118,859	100,299	128,500	128,500
2709 RECORDERS SSN TRUNCATION	278,391	128,965	137,255	137,255
2730 RESOURCE MANAGEMENT AGENCY-ADM	1,463,398	1,311,134	1,644,027	1,644,027
2740 WILDLIFE RESOURCES	23,277	8,409	10,000	10,000
2750 PLANNING	5,764,422	6,430,158	7,562,898	7,562,898
2751 GENERAL PLAN ADMIN SURCHARGE	803,395	349,090	285,021	285,021
2760 ANIMAL CONTROL	4,891,614	5,009,934	5,209,812	5,209,812
2761 ANIMAL CARE DONATIONS TRUST			11,332	11,332
2764 STERILIZATION			33,000	33,000
2780 RANGE IMPROVEMENT-PRED CONT 15	5,750	5,750	25,750	25,750
2781 RANGE IMPROVEMENT-PRED CONT 3	2,000	2,000	36,041	36,041
TOTAL OTHER PROTECTION	**$ 16,799,044**	**$ 16,664,801**	**$ 19,962,539**	**$ 19,962,539**

State Controller Schedules County Budget Act January 2010	COUNTY OF KERN Detail of Financing Uses by Function, Activity and Budget Unit Governmental Funds Fiscal Year 2011-12			Schedule 8
Function, Activity and Budget Unit	Actual 2009-10	Actual 2010-11	CAO Recommended 2011-12	Adopted by the Board of Supervisors 2011-12
1	2	3	4	5
TOTAL PUBLIC PROTECTION	**$ 554,386,655**	**$ 563,710,381**	**$ 577,914,595**	**$ 577,914,595**
PUBLIC WAYS & FACILITIES				
PUBLIC WAYS				
1955 SEVENTH STANDARD ROAD PROJ FND	$ 5,552,532	$ 2,314,006	$	$
3000 ROADS DEPARTMENT	51,363,915	51,418,851	69,449,658	69,449,658
3001 CONTRIBUTION TO ROADS	7,623,557	5,969,277	5,670,813	5,670,813
3002 CORE AREA METRO BFLD IMP FEE			500,000	500,000
3003 METRO BFLD TRANSPORT IMP FEE			1,754,691	1,754,691
3004 ROSAMOND TRANSPORT IMP FEE TRS			450,000	450,000
3005 BAKERSFIELD MITIGATION FUNDS	221,663		340,000	340,000
3007 TEH TRANSP IMPACT FEE NON-CORE	74,261	78,000		
3008 LAVAL ROAD OVERPASS FUND	2,996,553	318,706		
3009 7th STANDARD ROAD WIDENING FUND	17,423,223	17,528,700		
3010 LOCAL TRANSPORTATION PROJ	5,106,778	8,795,015		
3011 7TH STD ROAD WIDE-OP TRANS OUT	5,106,112	5,100,859		
3012 ARRA ROADS	2,979,061	7,180,047	2,137,162	2,137,162
3013 HAGEMAN ROAD SOG FUND		14,612,535		
3014 HAGEMAN RD SOG-OP TRANS OUT		10,397,597		
3100 OILDALE REVITALIZATION			35,000	35,000
TOTAL PUBLIC WAYS	**$ 98,447,655**	**$ 123,713,593**	**$ 80,337,324**	**$ 80,337,324**
TRANSPORTATION TERMINALS				
3201 CONTRIBUTION TO AIRPORT	$	$	$ 191,750	$ 191,750
TOTAL TRANSPORTATION TERMINALS	**$**	**$**	**$ 191,750**	**$ 191,750**
TOTAL PUBLIC WAYS & FACILITIES	**$ 98,447,655**	**$ 123,713,593**	**$ 80,529,074**	**$ 80,529,074**
HEALTH & SANITATION				
HEALTH				
4110 DEPARTMENT OF PUBLIC HEALTH	$ 31,983,288	$ 29,252,550	$ 31,439,765	$ 31,439,765
4111 PUBLIC HEALTH MISCELLANEOUS TR	87,787	74,437	74,975	74,975
4112 HEALTH-FAX DEATH CERTIFICATES	5,529	1,578		
4113 ENVIRONMENT HEALTH	6,025,902	6,537,284	7,608,121	7,608,121

State Controller Schedules County Budget Act January 2010	COUNTY OF KERN Detail of Financing Uses by Function, Activity and Budget Unit Governmental Funds Fiscal Year 2011-12			Schedule 8
Function, Activity and Budget Unit	Actual 2009-10	Actual 2010-11	CAO Recommended 2011-12	Adopted by the Board of Supervisors 2011-12
1	2	3	4	5
4114 HEALTH-LOCAL OPTION TRUST	10,763			
4116 RMA-HAZARDOUS WASTE SETTLEMNTS		104,100	348,638	348,638
4117 SOLID WASTE ENFORCEMENT TRUST		200,000	493,280	493,280
4118 VITAL & HEALTH STAT-CO. CLERK	1,200	1,200	1,716	1,716
4119 VITAL & HEALTH STAT-RECORDER	104,255	126,408	167,702	167,702
4120 MENTAL HEALTH	86,419,986	87,359,175	100,672,417	100,672,417
4121 APPROP FOR CONT-MENTAL HEALTH			2,950,478	2,950,478
4123 M.H.-SUBSTANCE ABUSE PROGRAM	11,696,924	10,874,743	13,265,123	13,265,123
4124 ALCOHOLISM PROGRAM	191,880	191,800	191,800	191,800
4125 ALCOHOL ABUSE EDUCATION/PREV	78,000	78,000	78,000	78,000
4126 DRUG PROGRAM	22,000	22,000	22,000	22,000
4127 CONTRIBUTION FOR MENTAL HEALTH	21,992,741	21,589,147	22,205,730	22,205,730
4128 MH-PROP 36 SUB A & CRIME PREV	853,627			
4129 KCIRT TRUST FUND		2,000	500	500
4130 MENTAL HEALTH SERVICES ACT	18,626,667	20,074,555	23,904,833	23,904,833
4131 MHSA PRUDENT RESERVE			2,500,000	2,500,000
4132 H1N1 PUB HLTH EMERG RESPONSE	1,886,610	257,179	5,447	5,447
4133 SOLID WASTE LEA GRANT			30,000	30,000
4136 HEALTH-MAA/TCM TRUST	2	42,336	100,000	100,000
4137 CHILD RESTRAINT LOANER PRG	94,372	6,887	4,940	4,940
4138 HEALTH-NNFP TRUST	102,289	106,898	100,000	100,000
4139 HEALTH-BIO TERRORISM GRANT	1,035,703	911,512	685,749	685,749
4140 TOBACCO EDUCATION CONTROL PROG	184,109	195,540	300,000	300,000
4141 VITAL & HEALTH STAT-HEALTH DPT	55,000	59,500	59,482	59,482
TOTAL HEALTH	**$ 181,458,634**	**$ 178,068,829**	**$ 207,210,696**	**$ 207,210,696**
HOSPITAL CARE				
4200 EMERGENCY MEDICAL SERVICES	$ 1,110,504	$ 1,091,132	$ 1,158,079	$ 1,158,079
4201 EMERGENCY MEDICAL PAYMENTS	2,060,216	1,544,419	1,967,426	1,967,426
4202 KMC ENTERPRISE FUND-CO CONTRI	32,607,363	34,820,490	34,016,459	34,016,459
4203 AMBULANCE SERVICE PAYMENTS	323,537	34,538	35,000	35,000
4204 HOSPT PREPAREDNESS PRGM GRANT			447,745	447,745
4205 EMS WEEK - DONATIONS TRUST		126	500	500

State Controller Schedules
County Budget Act
January 2010

COUNTY OF KERN
Detail of Financing Uses by Function, Activity and Budget Unit
Governmental Funds
Fiscal Year 2011-12

Schedule 8

Function, Activity and Budget Unit	Actual 2009-10	Actual 2010-11	CAO Recommended 2011-12	Adopted by the Board of Supervisors 2011-12
1	2	3	4	5
TOTAL HOSPITAL CARE	**$ 36,101,620**	**$ 37,490,705**	**$ 37,625,209**	**$ 37,625,209**
CALIFORNIA CHILDREN SERVICES				
4300 CALIFORNIA CHILDREN SERVICES	$ 6,868,647	$ 7,349,028	$ 7,825,616	$ 7,825,616
TOTAL CALIFORNIA CHILDREN SERVICES	**$ 6,868,647**	**$ 7,349,028**	**$ 7,825,616**	**$ 7,825,616**
TOTAL HEALTH & SANITATION	**$ 224,428,901**	**$ 222,908,562**	**$ 252,661,521**	**$ 252,661,521**
PUBLIC ASSISTANCE				
ADMINISTRATION				
5120 DEPT HUMAN SERVICES-ADM	$ 170,188,292	$ 154,544,404	$ 167,789,538	$ 167,789,538
5121 CONTRIBUTION FOR HUMAN SERVICES	42,343,861	52,225,689	33,846,810	33,846,810
5122 WRAPAROUND SAVINGS TRUST FUND	2,250,294	1,550,258	3,543,822	3,543,822
5123 KERN CO CHILDREN'S TRUST FUND	324,082	187,520	588,067	588,067
5124 SHELTER CARE	6,283	5,514	100,000	100,000
TOTAL ADMINISTRATION	**$ 215,112,812**	**$ 208,513,385**	**$ 205,868,237**	**$ 205,868,237**
DIRECT FINANCIAL AID				
5220 HUMAN SERVICES-DIRECT FIN AID	$ 197,981,861	$ 210,410,093	$ 223,178,511	$ 223,178,511
TOTAL DIRECT FINANCIAL AID	**$ 197,981,861**	**$ 210,410,093**	**$ 223,178,511**	**$ 223,178,511**
VETERANS SERVICES				
5510 VETERANS SERVICE	$ 800,846	$ 724,876	$ 799,668	$ 799,668
TOTAL VETERANS SERVICES	**$ 800,846**	**$ 724,876**	**$ 799,668**	**$ 799,668**
OTHER ASSISTANCE				
5609 APPROP FOR CONT-AGING & ADULT	$	$	$ 776,122	$ 776,122
5610 AGING AND ADULT SERVICES DEPT	12,200,031	12,216,071	11,991,815	11,991,815
5611 CONTRIBUTION TO AGING AND ADULT	1,952,442	1,762,691	1,715,115	1,715,115
5613 CDA ARRA SENIOR NUTRITION PRGM	118,597			
5810 IHSS COUNTY CONTRIBUTION	6,155,645	6,094,887	8,085,771	8,085,771
5923 EMP TRNG RESOURCE ADM & SERVCS	13,396,747	12,119,220	13,444,102	13,444,102
5924 KC ARRA ETR	13,389,568	2,601,776		
5940 COMMUNITY DEVELOPMENT PROG AGY	1,993,754	1,654,650	1,750,325	1,750,325
TOTAL OTHER ASSISTANCE	**$ 49,206,784**	**$ 36,449,295**	**$ 37,763,250**	**$ 37,763,250**
TOTAL PUBLIC ASSISTANCE	**$ 463,102,303**	**$ 456,097,649**	**$ 467,609,666**	**$ 467,609,666**

State Controller Schedules
County Budget Act
January 2010

COUNTY OF KERN
Detail of Financing Uses by Function, Activity and Budget Unit
Governmental Funds
Fiscal Year 2011-12

Schedule 8

Function, Activity and Budget Unit	Actual 2009-10	Actual 2010-11	CAO Recommended 2011-12	Adopted by the Board of Supervisors 2011-12
1	2	3	4	5
EDUCATION				
EDUCATION				
6210 KERN COUNTY LIBRARY	$ 8,221,319	$ 8,173,511	$ 7,357,369	$ 7,457,369
6211 KERN CO LIBRARY BOOK TRUST	150,000	201,000	60,065	60,065
6310 FARM & HOME ADVISOR	934,100	484,531	485,596	485,596
6311 A-C FARM ADV AGRI RESEARCH TRS	401,375	12,934	614	614
TOTAL EDUCATION	**$ 9,706,794**	**$ 8,871,976**	**$ 7,903,644**	**$ 8,003,644**
TOTAL EDUCATION	**$ 9,706,794**	**$ 8,871,976**	**$ 7,903,644**	**$ 8,003,644**
RECREATION & CULTURE				
RECREATION FACILITIES				
7100 PARKS & RECREATION DEPARTMENT	$ 13,186,356	$ 11,953,943	$ 12,623,860	$ 12,623,860
7102 LITTER CLEAN UP	5,000	5,000	6,700	6,700
7103 OFF HWY MV LIC	248,875	73,000	70,000	70,000
7105 PARCEL MAP IN-LIEU FEES TRUST	56,783	67,419	100,000	100,000
TOTAL RECREATION FACILITIES	**$ 13,497,014**	**$ 12,099,362**	**$ 12,800,560**	**$ 12,800,560**
TOTAL RECREATION & CULTURE	**$ 13,497,014**	**$ 12,099,362**	**$ 12,800,560**	**$ 12,800,560**
DEBT SERVICE				
INTEREST				
8120 DEBT SERVICE - GENERAL FUND	$ 7,593,134	$ 3,928,182	$ 14,827,347	$ 14,827,347
8123 BELLE VISTA EST BOND REDEMPTN	11,332			
8124 SW SHAFTER W/PROJ BOND REDEMPT	10,825	10,695	11,500	11,500
8125 REXLAND ACRES BOND REDEMPTION	163,336	162,878	172,000	172,000
TOTAL INTEREST	**$ 7,778,627**	**$ 4,101,755**	**$ 15,010,847**	**$ 15,010,847**
TOTAL DEBT SERVICE	**$ 7,778,627**	**$ 4,101,755**	**$ 15,010,847**	**$ 15,010,847**
GRAND TOTAL FINANCING USES BY FUNCTION	**$ 1,494,943,212**	**$ 1,511,396,169**	**$ 1,539,048,581**	**$ 1,544,267,681**
Total Financing Uses by Function Transferred To	SCH 7, COL 2	SCH 7, COL 3	SCH7, COL 4	SCH 7, COL 5

THIS PAGE INTENTIONALLY LEFT BLANK

Function:

GENERAL

State Controller Schedules County Budget Act January 2010	COUNTY OF KERN Detail of Financing Sources and Financing Uses Governmental Funds Fiscal Year 2011-12	Schedule 9

Budget Unit **1011-BOARD OF SUPERVISORS-DIST #1**
Function **GENERAL**
Activity **LEGISLATIVE & ADMINISTRATIVE**

Detail by Revenue Category and Expenditure Object	Actual 2009-10	Actual 2010-11	CAO Recommended 2011-12	Adopted by the Board of Supervisors 2011-12
1	2	3	4	5
MISCELLANEOUS	$ 35	$ 67	$	$
TOTAL REVENUE	**$ 35**	**$ 67**	**$**	**$**
SALARIES & EMPLOYEE BENEFITS	$ 492,215	$ 377,897	$ 413,164	$ 413,164
SERVICES & SUPPLIES	38,124	41,846	74,315	74,315
OTHER CHARGES			28	28
CAPITAL ASSETS		20,900		
OTHER FINANCING USES			35,482	35,482
TOTAL EXPENDITURES/APPROPRIATIONS	**$ 530,339**	**$ 440,643**	**$ 522,989**	**$ 522,989**
NET COST	**$ (530,304)**	**$ (440,576)**	**$ (522,989)**	**$ (522,989)**

State Controller Schedules County Budget Act January 2010	COUNTY OF KERN Detail of Financing Sources and Financing Uses Governmental Funds Fiscal Year 2011-12	Schedule 9

Budget Unit **1012-BOARD OF SUPERVISORS-DIST #2**
Function **GENERAL**
Activity **LEGISLATIVE & ADMINISTRATIVE**

Detail by Revenue Category and Expenditure Object	Actual 2009-10	Actual 2010-11	CAO Recommended 2011-12	Adopted by the Board of Supervisors 2011-12
1	2	3	4	5
MISCELLANEOUS	$ 98	$ 4	$	$
TOTAL REVENUE	**$ 98**	**$ 4**	**$**	**$**
SALARIES & EMPLOYEE BENEFITS	$ 452,421	$ 459,368	$ 476,916	$ 476,916
SERVICES & SUPPLIES	24,320	19,804	19,889	19,889
OTHER CHARGES			9	9
CAPITAL ASSETS		8,655		
OTHER FINANCING USES			25,410	25,410
TOTAL EXPENDITURES/APPROPRIATIONS	**$ 476,741**	**$ 487,827**	**$ 522,224**	**$ 522,224**
NET COST	**$ (476,643)**	**$ (487,823)**	**$ (522,224)**	**$ (522,224)**

State Controller Schedules County Budget Act January 2010	COUNTY OF KERN Detail of Financing Sources and Financing Uses Governmental Funds Fiscal Year 2011-12	Schedule 9

Budget Unit **1013-BOARD OF SUPERVISORS-DIST #3**
Function **GENERAL**
Activity **LEGISLATIVE & ADMINISTRATIVE**

Detail by Revenue Category and Expenditure Object	Actual 2009-10	Actual 2010-11	CAO Recommended 2011-12	Adopted by the Board of Supervisors 2011-12
1	2	3	4	5
MISCELLANEOUS	$ 4,692	$ 4,681	$	$
TOTAL REVENUE	**$ 4,692**	**$ 4,681**	**$**	**$**
SALARIES & EMPLOYEE BENEFITS	$ 463,678	$ 471,055	$ 486,967	$ 486,967
SERVICES & SUPPLIES	15,239	16,330	16,244	16,244
OTHER CHARGES			9	9
OTHER FINANCING USES			13,418	13,418
TOTAL EXPENDITURES/APPROPRIATIONS	**$ 478,917**	**$ 487,385**	**$ 516,638**	**$ 516,638**
NET COST	**$ (474,225)**	**$ (482,704)**	**$ (516,638)**	**$ (516,638)**

State Controller Schedules County Budget Act January 2010	COUNTY OF KERN Detail of Financing Sources and Financing Uses Governmental Funds Fiscal Year 2011-12	Schedule 9

Budget Unit **1014-BOARD OF SUPERVISORS-DIST #4**
Function **GENERAL**
Activity **LEGISLATIVE & ADMINISTRATIVE**

Detail by Revenue Category and Expenditure Object	Actual 2009-10	Actual 2010-11	CAO Recommended 2011-12	Adopted by the Board of Supervisors 2011-12
1	2	3	4	5
TOTAL REVENUE	**$**	**$**	**$**	**$**
SALARIES & EMPLOYEE BENEFITS	$ 506,279	$ 475,499	$ 397,508	$ 397,508
SERVICES & SUPPLIES	20,404	18,497	64,313	64,313
OTHER CHARGES			11	11
OTHER FINANCING USES			31,866	31,866
TOTAL EXPENDITURES/APPROPRIATIONS	**$ 526,683**	**$ 493,996**	**$ 493,698**	**$ 493,698**
NET COST	**$ (526,683)**	**$ (493,996)**	**$ (493,698)**	**$ (493,698)**

State Controller Schedules County Budget Act January 2010	COUNTY OF KERN Detail of Financing Sources and Financing Uses Governmental Funds Fiscal Year 2011-12	Schedule 9

Budget Unit **1015-BOARD OF SUPERVISORS-DIST #5**
Function **GENERAL**
Activity **LEGISLATIVE & ADMINISTRATIVE**

Detail by Revenue Category and Expenditure Object	Actual 2009-10	Actual 2010-11	CAO Recommended 2011-12	Adopted by the Board of Supervisors 2011-12
1	2	3	4	5
MISCELLANEOUS	$	$ 2,550	$ 5,100	$ 5,100
TOTAL REVENUE	**$**	**$ 2,550**	**$ 5,100**	**$ 5,100**
SALARIES & EMPLOYEE BENEFITS	$ 500,701	$ 446,444	$ 452,985	$ 452,985
SERVICES & SUPPLIES	17,055	17,756	20,678	20,678
OTHER CHARGES			9	9
OTHER FINANCING USES			1,526	1,526
TOTAL EXPENDITURES/APPROPRIATIONS	**$ 517,756**	**$ 464,200**	**$ 475,198**	**$ 475,198**
NET COST	**$ (517,756)**	**$ (461,650)**	**$ (470,098)**	**$ (470,098)**

State Controller Schedules County Budget Act January 2010	COUNTY OF KERN Detail of Financing Sources and Financing Uses Governmental Funds Fiscal Year 2011-12	Schedule 9

Budget Unit **1020-ADMINISTRATIVE OFFICE**
Function **GENERAL**
Activity **LEGISLATIVE & ADMINISTRATIVE**

Detail by Revenue Category and Expenditure Object	Actual 2009-10	Actual 2010-11	CAO Recommended 2011-12	Adopted by the Board of Supervisors 2011-12
1	2	3	4	5
CHARGES FOR SERVICES	$ 866,142	$ 700,187	$ 700,000	$ 700,000
MISCELLANEOUS	12,160	12,589	3,000	3,000
TOTAL REVENUE	**$ 878,302**	**$ 712,776**	**$ 703,000**	**$ 703,000**
SALARIES & EMPLOYEE BENEFITS	$ 2,902,124	$ 2,461,228	$ 2,642,621	$ 2,642,621
SERVICES & SUPPLIES	97,129	78,682	291,853	291,853
OTHER CHARGES			39	39
OTHER FINANCING USES			347,507	347,507
EXPENDITURE TRANSFERS & REIMBS	(162,198)	(179,327)	(175,000)	(175,000)
TOTAL EXPENDITURES/APPROPRIATIONS	**$ 2,837,055**	**$ 2,360,583**	**$ 3,107,020**	**$ 3,107,020**
NET COST	**$ (1,958,753)**	**$ (1,647,807)**	**$ (2,404,020)**	**$ (2,404,020)**

State Controller Schedules County Budget Act January 2010	COUNTY OF KERN Detail of Financing Sources and Financing Uses Governmental Funds Fiscal Year 2011-12	Schedule 9

Budget Unit **1030-CLERK OF BOARD OF SUPERVISORS**
Function **GENERAL**
Activity **LEGISLATIVE & ADMINISTRATIVE**

Detail by Revenue Category and Expenditure Object	Actual 2009-10	Actual 2010-11	CAO Recommended 2011-12	Adopted by the Board of Supervisors 2011-12
1	2	3	4	5
INTERGOVERNMENTAL	$	$ 19,888	$	$
CHARGES FOR SERVICES	77,426	89,685	88,011	88,011
MISCELLANEOUS	29	3,490	29	29
TOTAL REVENUE	**$ 77,455**	**$ 113,063**	**$ 88,040**	**$ 88,040**
SALARIES & EMPLOYEE BENEFITS	$ 690,165	$ 657,456	$ 658,724	$ 658,724
SERVICES & SUPPLIES	202,192	200,383	220,314	220,314
OTHER CHARGES			16	16
EXPENDITURE TRANSFERS & REIMBS	(87,024)	(85,102)	(94,500)	(94,500)
TOTAL EXPENDITURES/APPROPRIATIONS	**$ 805,333**	**$ 772,737**	**$ 784,554**	**$ 784,554**
NET COST	**$ (727,878)**	**$ (659,674)**	**$ (696,514)**	**$ (696,514)**

State Controller Schedules County Budget Act January 2010	COUNTY OF KERN Detail of Financing Sources and Financing Uses Governmental Funds Fiscal Year 2011-12	Schedule 9

Budget Unit **1040-SPECIAL SERVICES**
Function **GENERAL**
Activity **LEGISLATIVE & ADMINISTRATIVE**

Detail by Revenue Category and Expenditure Object	Actual 2009-10	Actual 2010-11	CAO Recommended 2011-12	Adopted by the Board of Supervisors 2011-12
1	2	3	4	5
CHARGES FOR SERVICES	$ 6,411	$ 13,369	$ 12,291	$ 12,291
MISCELLANEOUS	25,875	504,456		
TOTAL REVENUE	**$ 32,286**	**$ 517,825**	**$ 12,291**	**$ 12,291**
SALARIES & EMPLOYEE BENEFITS	$ 202,887	$ 234,304	$ 271,562	$ 271,562
SERVICES & SUPPLIES	3,315,265	3,050,781	4,387,809	4,387,809
OTHER CHARGES	1,089,898	809,074	1,132,140	1,132,140
OTHER FINANCING USES			20,000	20,000
TOTAL EXPENDITURES/APPROPRIATIONS	**$ 4,608,050**	**$ 4,094,159**	**$ 5,811,511**	**$ 5,811,511**
NET COST	**$ (4,575,764)**	**$ (3,576,334)**	**$ (5,799,220)**	**$ (5,799,220)**

State Controller Schedules County Budget Act January 2010	COUNTY OF KERN Detail of Financing Sources and Financing Uses Governmental Funds Fiscal Year 2011-12	Schedule 9

Budget Unit **1110-AUDITOR-CONTROLLER**
Function **GENERAL**
Activity **FINANCE**

Detail by Revenue Category and Expenditure Object	Actual 2009-10	Actual 2010-11	CAO Recommended 2011-12	Adopted by the Board of Supervisors 2011-12
1	2	3	4	5
CHARGES FOR SERVICES	$ 966,204	$ 965,490	$ 906,526	$ 906,526
MISCELLANEOUS	2,585	4,331	2,800	2,800
TOTAL REVENUE	**$ 968,789**	**$ 969,821**	**$ 909,326**	**$ 909,326**
SALARIES & EMPLOYEE BENEFITS	$ 5,117,907	$ 5,108,449	$ 4,899,073	$ 5,006,073
SERVICES & SUPPLIES	350,649	342,328	402,704	402,704
OTHER CHARGES			111	111
CAPITAL ASSETS			12,500	12,500
OTHER FINANCING USES			466,625	466,625
EXPENDITURE TRANSFERS & REIMBS	(346,704)	(277,888)	(259,000)	(259,000)
TOTAL EXPENDITURES/APPROPRIATIONS	**$ 5,121,852**	**$ 5,172,889**	**$ 5,522,013**	**$ 5,629,013**
NET COST	**$ (4,153,063)**	**$ (4,203,068)**	**$ (4,612,687)**	**$ (4,719,687)**

State Controller Schedules County Budget Act January 2010	COUNTY OF KERN Detail of Financing Sources and Financing Uses Governmental Funds Fiscal Year 2011-12	Schedule 9

Budget Unit **1111-FISCAL STABILITY**
Function **GENERAL**
Activity **FINANCE**

Detail by Revenue Category and Expenditure Object	Actual 2009-10	Actual 2010-11	CAO Recommended 2011-12	Adopted by the Board of Supervisors 2011-12
1	2	3	4	5
OTHER FINANCING SOURCES	$ 24,670,895	$ 18,000,000	$	$
TOTAL REVENUE	**$ 24,670,895**	**$ 18,000,000**	**$**	**$**

TOTAL EXPENDITURES/APPROPRIATIONS	**$**	**$**	**$**	**$**
NET COST	**$ 24,670,895**	**$ 18,000,000**	**$**	**$**

State Controller Schedules County Budget Act January 2010	COUNTY OF KERN Detail of Financing Sources and Financing Uses Governmental Funds Fiscal Year 2011-12	Schedule 9

Budget Unit **1112-DISCRETIONARY REVENUE**
Function **GENERAL**
Activity **FINANCE**

Detail by Revenue Category and Expenditure Object	Actual 2009-10	Actual 2010-11	CAO Recommended 2011-12	Adopted by the Board of Supervisors 2011-12
1	2	3	4	5
TAXES	$ 274,689,000	$ 299,389,412	$ 301,474,586	$ 301,474,586
LICENSES AND PERMITS	6,323,178	6,547,765	7,965,753	7,965,753
FINES AND FORFEITURES	1,868,906	2,078,018	1,700,000	1,700,000
USE OF MONEY/PROPERTY	8,227,491	8,394,949	9,543,477	9,543,477
INTERGOVERNMENTAL	10,086,932	10,097,312	9,448,632	9,448,632
CHARGES FOR SERVICES	15,576,018	12,991,931	8,418,844	8,418,844
MISCELLANEOUS	485,134	712,451	298,309	298,309
OTHER FINANCING SOURCES	2,876,272	4,870,187	5,150,000	5,150,000
TOTAL REVENUE	**$ 320,132,931**	**$ 345,082,025**	**$ 343,999,601**	**$ 343,999,601**

TOTAL EXPENDITURES/APPROPRIATIONS	**$**	**$**	**$**	**$**
NET COST	**$ 320,132,931**	**$ 345,082,025**	**$ 343,999,601**	**$ 343,999,601**

State Controller Schedules County Budget Act January 2010	COUNTY OF KERN Detail of Financing Sources and Financing Uses Governmental Funds Fiscal Year 2011-12	Schedule 9

Budget Unit **1113-TAX LOSS RESERVE**
Function **GENERAL**
Activity **FINANCE**

Detail by Revenue Category and Expenditure Object	Actual 2009-10	Actual 2010-11	CAO Recommended 2011-12	Adopted by the Board of Supervisors 2011-12
1	2	3	4	5
FINES AND FORFEITURES	$ 6,538,814	$ 7,550,678	$ 6,800,000	$ 6,800,000
TOTAL REVENUE	**$ 6,538,814**	**$ 7,550,678**	**$ 6,800,000**	**$ 6,800,000**
OTHER FINANCING USES	$ 1,016,856	$ 3,000,000	$ 4,000,000	$ 4,000,000
TOTAL EXPENDITURES/APPROPRIATIONS	**$ 1,016,856**	**$ 3,000,000**	**$ 4,000,000**	**$ 4,000,000**
NET COST	**$ 5,521,958**	**$ 4,550,678**	**$ 2,800,000**	**$ 2,800,000**

State Controller Schedules County Budget Act January 2010	COUNTY OF KERN Detail of Financing Sources and Financing Uses Governmental Funds Fiscal Year 2011-12	Schedule 9

Budget Unit **1114-FIRE DISCRETIONARY REVENUE**
Function **GENERAL**
Activity **FINANCE**

Detail by Revenue Category and Expenditure Object	Actual 2009-10	Actual 2010-11	CAO Recommended 2011-12	Adopted by the Board of Supervisors 2011-12
1	2	3	4	5
TAXES	$ 67,072,611	$ 74,596,254	$ 76,851,277	$ 76,851,277
FINES AND FORFEITURES	75,844	81,379	50,000	50,000
USE OF MONEY/PROPERTY	(9,874)	(27,827)	(25,000)	(25,000)
INTERGOVERNMENTAL	1,312,952	1,318,635	1,329,593	1,329,593
CHARGES FOR SERVICES	(5)	(1)		
TOTAL REVENUE	**$ 68,451,528**	**$ 75,968,440**	**$ 78,205,870**	**$ 78,205,870**
CAPITAL ASSETS	$	$	$	$
TOTAL EXPENDITURES/APPROPRIATIONS	**$**	**$**	**$**	**$**
NET COST	**$ 68,451,528**	**$ 75,968,440**	**$ 78,205,870**	**$ 78,205,870**

State Controller Schedules County Budget Act January 2010	COUNTY OF KERN Detail of Financing Sources and Financing Uses Governmental Funds Fiscal Year 2011-12	Schedule 9

Budget Unit **1116-CONTRIB TO FISCAL STABILITY**
Function **GENERAL**
Activity **FINANCE**

Detail by Revenue Category and Expenditure Object	Actual 2009-10	Actual 2010-11	CAO Recommended 2011-12	Adopted by the Board of Supervisors 2011-12
1	2	3	4	5
TOTAL REVENUE	**$**	**$**	**$**	**$**
OTHER FINANCING USES	$ 24,670,895	$ 18,000,000	$	$
TOTAL EXPENDITURES/APPROPRIATIONS	**$ 24,670,895**	**$ 18,000,000**	**$**	**$**
NET COST	**$ (24,670,895)**	**$ (18,000,000)**	**$**	**$**

State Controller Schedules County Budget Act January 2010	COUNTY OF KERN Detail of Financing Sources and Financing Uses Governmental Funds Fiscal Year 2011-12	Schedule 9

Budget Unit **1120-TREASURER-TAX COLLECTOR**
Function **GENERAL**
Activity **FINANCE**

Detail by Revenue Category and Expenditure Object	Actual 2009-10	Actual 2010-11	CAO Recommended 2011-12	Adopted by the Board of Supervisors 2011-12
1	2	3	4	5
FINES AND FORFEITURES	$ 92,787	$ 217,602	$ 200,000	$ 200,000
CHARGES FOR SERVICES	4,370,716	4,182,614	3,443,554	3,443,554
MISCELLANEOUS	280,911	268,416	319,900	319,900
OTHER FINANCING SOURCES			654,428	654,428
TOTAL REVENUE	**$ 4,744,414**	**$ 4,668,632**	**$ 4,617,882**	**$ 4,617,882**
SALARIES & EMPLOYEE BENEFITS	$ 2,906,744	$ 2,935,315	$ 2,958,717	$ 2,958,717
SERVICES & SUPPLIES	2,206,577	2,187,664	2,221,183	2,221,183
CAPITAL ASSETS		38,299		
OTHER FINANCING USES			793,361	793,361
TOTAL EXPENDITURES/APPROPRIATIONS	**$ 5,113,321**	**$ 5,161,278**	**$ 5,973,261**	**$ 5,973,261**
NET COST	**$ (368,907)**	**$ (492,646)**	**$ (1,355,379)**	**$ (1,355,379)**

State Controller Schedules County Budget Act January 2010	COUNTY OF KERN Detail of Financing Sources and Financing Uses Governmental Funds Fiscal Year 2011-12	Schedule 9

Budget Unit **1121-REDEMPTION SYSTEMS FUND**
Function **GENERAL**
Activity **FINANCE**

Detail by Revenue Category and Expenditure Object	Actual 2009-10	Actual 2010-11	CAO Recommended 2011-12	Adopted by the Board of Supervisors 2011-12
1	2	3	4	5
FINES AND FORFEITURES	$ 244,927	$ 231,116	$ 654,428	$ 654,428
TOTAL REVENUE	**$ 244,927**	**$ 231,116**	**$ 654,428**	**$ 654,428**
OTHER FINANCING USES	$	$	$ 654,428	$ 654,428
TOTAL EXPENDITURES/APPROPRIATIONS	**$**	**$**	**$ 654,428**	**$ 654,428**
NET COST	**$ 244,927**	**$ 231,116**	**$**	

State Controller Schedules County Budget Act January 2010	COUNTY OF KERN Detail of Financing Sources and Financing Uses Governmental Funds Fiscal Year 2011-12	Schedule 9

Budget Unit **1130-ASSESSOR**
Function **GENERAL**
Activity **FINANCE**

Detail by Revenue Category and Expenditure Object	Actual 2009-10	Actual 2010-11	CAO Recommended 2011-12	Adopted by the Board of Supervisors 2011-12
1	2	3	4	5
CHARGES FOR SERVICES	$ 2,604,917	$ 2,406,044	$ 2,210,103	$ 2,210,103
MISCELLANEOUS	71	163		
TOTAL REVENUE	**$ 2,604,988**	**$ 2,406,207**	**$ 2,210,103**	**$ 2,210,103**
SALARIES & EMPLOYEE BENEFITS	$ 9,193,837	$ 9,815,755	$ 10,417,625	$ 10,417,625
SERVICES & SUPPLIES	500,586	500,320	714,624	714,624
OTHER CHARGES			201	201
CAPITAL ASSETS		9,863		
OTHER FINANCING USES			151,286	151,286
EXPENDITURE TRANSFERS & REIMBS	(290,047)	(288,601)	(302,183)	(302,183)
TOTAL EXPENDITURES/APPROPRIATIONS	**$ 9,404,376**	**$ 10,037,337**	**$ 10,981,553**	**$ 10,981,553**
NET COST	**$ (6,799,388)**	**$ (7,631,130)**	**$ (8,771,450)**	**$ (8,771,450)**

State Controller Schedules County Budget Act January 2010	COUNTY OF KERN Detail of Financing Sources and Financing Uses Governmental Funds Fiscal Year 2011-12	Schedule 9

Budget Unit **1160-INFORMATION TECHNOLOGY SERVICE**
Function **GENERAL**
Activity **OTHER GENERAL**

Detail by Revenue Category and Expenditure Object	Actual 2009-10	Actual 2010-11	CAO Recommended 2011-12	Adopted by the Board of Supervisors 2011-12
1	2	3	4	5
CHARGES FOR SERVICES	$ 5,328,974	$ 5,470,486	$ 5,662,083	$ 5,662,083
MISCELLANEOUS	20	10	3	3
OTHER FINANCING SOURCES	67,001	67,000	90,000	90,000
NON-REVENUE RECEIPTS			1	1
TOTAL REVENUE	**$ 5,395,995**	**$ 5,537,496**	**$ 5,752,087**	**$ 5,752,087**
SALARIES & EMPLOYEE BENEFITS	$ 6,447,940	$ 6,466,888	$ 6,540,926	$ 6,540,926
SERVICES & SUPPLIES	5,169,863	4,712,407	5,362,139	5,362,139
OTHER CHARGES			112	112
CAPITAL ASSETS	37,655	907,986		
OTHER FINANCING USES			663,058	663,058
EXPENDITURE TRANSFERS & REIMBS	(2,238,965)	(1,947,789)	(2,047,498)	(2,047,498)
TOTAL EXPENDITURES/APPROPRIATIONS	**$ 9,416,493**	**$ 10,139,492**	**$ 10,518,737**	**$ 10,518,737**
NET COST	**$ (4,020,498)**	**$ (4,601,996)**	**$ (4,766,650)**	**$ (4,766,650)**

State Controller Schedules County Budget Act January 2010	COUNTY OF KERN Detail of Financing Sources and Financing Uses Governmental Funds Fiscal Year 2011-12	Schedule 9

Budget Unit **1210-COUNTY COUNSEL**
Function **GENERAL**
Activity **COUNSEL**

Detail by Revenue Category and Expenditure Object	Actual 2009-10	Actual 2010-11	CAO Recommended 2011-12	Adopted by the Board of Supervisors 2011-12
1	2	3	4	5
CHARGES FOR SERVICES	$ 6,133,551	$ 6,044,024	$ 5,936,404	$ 5,936,404
MISCELLANEOUS	(73)	7	10,000	10,000
TOTAL REVENUE	**$ 6,133,478**	**$ 6,044,031**	**$ 5,946,404**	**$ 5,946,404**
SALARIES & EMPLOYEE BENEFITS	$ 7,634,538	$ 7,648,582	$ 7,609,259	$ 7,609,259
SERVICES & SUPPLIES	354,523	534,227	551,308	551,308
OTHER CHARGES			2,000	2,000
CAPITAL ASSETS	11,602			
OTHER FINANCING USES			798,250	798,250
EXPENDITURE TRANSFERS & REIMBS	(792,592)	(683,767)	(664,989)	(664,989)
TOTAL EXPENDITURES/APPROPRIATIONS	**$ 7,208,071**	**$ 7,499,042**	**$ 8,295,828**	**$ 8,295,828**
NET COST	**$ (1,074,593)**	**$ (1,455,011)**	**$ (2,349,424)**	**$ (2,349,424)**

State Controller Schedules County Budget Act January 2010	COUNTY OF KERN Detail of Financing Sources and Financing Uses Governmental Funds Fiscal Year 2011-12	Schedule 9

Budget Unit **1310-PERSONNEL**
Function **GENERAL**
Activity **PERSONNEL**

Detail by Revenue Category and Expenditure Object	Actual 2009-10	Actual 2010-11	CAO Recommended 2011-12	Adopted by the Board of Supervisors 2011-12
1	2	3	4	5
CHARGES FOR SERVICES	$ 40,332	$ 40,099	$ 65,306	$ 65,306
MISCELLANEOUS	442	1,066	450	450
TOTAL REVENUE	**$ 40,774**	**$ 41,165**	**$ 65,756**	**$ 65,756**
SALARIES & EMPLOYEE BENEFITS	$ 2,150,341	$ 1,944,765	$ 1,878,115	$ 1,878,115
SERVICES & SUPPLIES	176,121	181,708	177,759	205,359
OTHER FINANCING USES			107,787	107,787
EXPENDITURE TRANSFERS & REIMBS	(35,111)	(37,681)	(47,710)	(47,710)
TOTAL EXPENDITURES/APPROPRIATIONS	**$ 2,291,351**	**$ 2,088,792**	**$ 2,115,951**	**$ 2,143,551**
NET COST	**$ (2,250,577)**	**$ (2,047,627)**	**$ (2,050,195)**	**$ (2,077,795)**

State Controller Schedules County Budget Act January 2010	COUNTY OF KERN Detail of Financing Sources and Financing Uses Governmental Funds Fiscal Year 2011-12	Schedule 9

Budget Unit **1420-ELECTIONS**
Function **GENERAL**
Activity **ELECTIONS**

Detail by Revenue Category and Expenditure Object	Actual 2009-10	Actual 2010-11	CAO Recommended 2011-12	Adopted by the Board of Supervisors 2011-12
1	2	3	4	5
INTERGOVERNMENTAL	$ 879,384	$ 1,801,939	$	$
CHARGES FOR SERVICES	340,936	636,752	110,300	110,300
MISCELLANEOUS	9,826	11,154	10,500	10,500
TOTAL REVENUE	**$ 1,230,146**	**$ 2,449,845**	**$ 120,800**	**$ 120,800**
SALARIES & EMPLOYEE BENEFITS	$ 1,013,009	$ 1,087,185	$ 1,203,023	$ 1,203,023
SERVICES & SUPPLIES	2,077,284	2,022,288	2,807,803	2,807,803
OTHER CHARGES	10,478		42	42
CAPITAL ASSETS	4,080	446,411	12,500	12,500
EXPENDITURE TRANSFERS & REIMBS			(72,000)	(72,000)
TOTAL EXPENDITURES/APPROPRIATIONS	**$ 3,104,851**	**$ 3,555,884**	**$ 3,951,368**	**$ 3,951,368**
NET COST	**$ (1,874,705)**	**$ (1,106,039)**	**$ (3,830,568)**	**$ (3,830,568)**

State Controller Schedules County Budget Act January 2010	COUNTY OF KERN Detail of Financing Sources and Financing Uses Governmental Funds Fiscal Year 2011-12	Schedule 9

Budget Unit **1510-COMMUNICATIONS**
Function **GENERAL**
Activity **COMMUNICATIONS**

Detail by Revenue Category and Expenditure Object	Actual 2009-10	Actual 2010-11	CAO Recommended 2011-12	Adopted by the Board of Supervisors 2011-12
1	2	3	4	5
CHARGES FOR SERVICES	$ 696,835	$	$	$
MISCELLANEOUS	2,322			
TOTAL REVENUE	**$ 699,157**	**$**	**$**	**$**
SALARIES & EMPLOYEE BENEFITS	$ 1,614,661	$	$	$
SERVICES & SUPPLIES	514,810			
OTHER CHARGES	47,154			
EXPENDITURE TRANSFERS & REIMBS	(878,947)			
TOTAL EXPENDITURES/APPROPRIATIONS	**$ 1,297,678**	**$**	**$**	**$**
NET COST	**$ (598,521)**	**$**	**$**	**$**

State Controller Schedules County Budget Act January 2010	COUNTY OF KERN Detail of Financing Sources and Financing Uses Governmental Funds Fiscal Year 2011-12	Schedule 9

Budget Unit **1610-GENERAL SERVICES**
Function **GENERAL**
Activity **PROPERTY MANAGEMENT**

Detail by Revenue Category and Expenditure Object	Actual 2009-10	Actual 2010-11	CAO Recommended 2011-12	Adopted by the Board of Supervisors 2011-12
1	2	3	4	5
FINES AND FORFEITURES	$ 138,991	$ 108,985	$ 95,000	$ 95,000
CHARGES FOR SERVICES	1,092,668	1,951,492	1,775,752	1,775,752
MISCELLANEOUS	11,248	7,843	6,400	6,400
OTHER FINANCING SOURCES	6,104	15,500		
TOTAL REVENUE	**$ 1,249,011**	**$ 2,083,820**	**$ 1,877,152**	**$ 1,877,152**
SALARIES & EMPLOYEE BENEFITS	$ 9,087,322	$ 9,480,381	$ 9,455,533	$ 9,455,533
SERVICES & SUPPLIES	1,487,311	2,135,583	1,958,008	1,958,008
OTHER CHARGES	573		227	227
OTHER FINANCING USES			909,267	909,267
EXPENDITURE TRANSFERS & REIMBS	(845,307)	(1,546,873)	(1,394,819)	(1,394,819)
TOTAL EXPENDITURES/APPROPRIATIONS	**$ 9,729,899**	**$ 10,069,091**	**$ 10,928,216**	**$ 10,928,216**
NET COST	**$ (8,480,888)**	**$ (7,985,271)**	**$ (9,051,064)**	**$ (9,051,064)**

State Controller Schedules County Budget Act January 2010	COUNTY OF KERN Detail of Financing Sources and Financing Uses Governmental Funds Fiscal Year 2011-12	Schedule 9

Budget Unit **1611-DIVCA LCL FRANCHISE FEE**
Function **GENERAL**
Activity **PROPERTY MANAGEMENT**

Detail by Revenue Category and Expenditure Object	Actual 2009-10	Actual 2010-11	CAO Recommended 2011-12	Adopted by the Board of Supervisors 2011-12
1	2	3	4	5
LICENSES AND PERMITS	$ 35,932	$ 360,008	$ 280,000	$ 280,000
USE OF MONEY/PROPERTY	9	884	600	600
TOTAL REVENUE	**$ 35,941**	**$ 360,892**	**$ 280,600**	**$ 280,600**
SERVICES & SUPPLIES	$	$ 24,204	$ 200,000	$ 200,000
TOTAL EXPENDITURES/APPROPRIATIONS	**$**	**$ 24,204**	**$ 200,000**	**$ 200,000**
NET COST	**$ 35,941**	**$ 336,688**	**$ 80,600**	**$ 80,600**

State Controller Schedules County Budget Act January 2010	COUNTY OF KERN Detail of Financing Sources and Financing Uses Governmental Funds Fiscal Year 2011-12	Schedule 9

Budget Unit **1612-ARRA ENERGY STIMULUS GRANT**
Function **GENERAL**
Activity **PROPERTY MANAGEMENT**

Detail by Revenue Category and Expenditure Object	Actual 2009-10	Actual 2010-11	CAO Recommended 2011-12	Adopted by the Board of Supervisors 2011-12
1	2	3	4	5
USE OF MONEY/PROPERTY	$ 303	$ 538	$	$
INTERGOVERNMENTAL	50,000	1,224,999	2,312,519	2,312,519
TOTAL REVENUE	**$ 50,303**	**$ 1,225,537**	**$ 2,312,519**	**$ 2,312,519**
OTHER FINANCING USES	$	$ 1,673,051	$ 2,330,088	$ 2,330,088
TOTAL EXPENDITURES/APPROPRIATIONS	**$**	**$ 1,673,051**	**$ 2,330,088**	**$ 2,330,088**
NET COST	**$ 50,303**	**$ (447,514)**	**$ (17,569)**	**$ (17,569)**

State Controller Schedules County Budget Act January 2010	COUNTY OF KERN Detail of Financing Sources and Financing Uses Governmental Funds Fiscal Year 2011-12	Schedule 9

Budget Unit **1615-UTILITY PAYMENTS**
Function **GENERAL**
Activity **PROPERTY MANAGEMENT**

Detail by Revenue Category and Expenditure Object	Actual 2009-10	Actual 2010-11	CAO Recommended 2011-12	Adopted by the Board of Supervisors 2011-12
1	2	3	4	5
INTERGOVERNMENTAL	$	$	$ 202,932	$ 202,932
CHARGES FOR SERVICES	1,298,247	1,154,096	1,063,150	1,063,150
MISCELLANEOUS	780	1,610	1,620	1,620
OTHER FINANCING SOURCES	2,945,015	2,665,132	3,300,000	3,300,000
TOTAL REVENUE	**$ 4,244,042**	**$ 3,820,838**	**$ 4,567,702**	**$ 4,567,702**
SERVICES & SUPPLIES	$ 7,646,841	$ 7,602,710	$ 7,811,168	$ 7,811,168
OTHER CHARGES	471,321	282,408	837,249	837,249
EXPENDITURE TRANSFERS & REIMBS	(833,551)	(735,452)	(675,550)	(675,550)
TOTAL EXPENDITURES/APPROPRIATIONS	**$ 7,284,611**	**$ 7,149,666**	**$ 7,972,867**	**$ 7,972,867**
NET COST	**$ (3,040,569)**	**$ (3,328,828)**	**$ (3,405,165)**	**$ (3,405,165)**

State Controller Schedules County Budget Act January 2010	COUNTY OF KERN Detail of Financing Sources and Financing Uses Governmental Funds Fiscal Year 2011-12	Schedule 9

Budget Unit **1640-CONSTRUCTION SERV-DIV GEN SERV**
Function **GENERAL**
Activity **PROPERTY MANAGEMENT**

Detail by Revenue Category and Expenditure Object	Actual 2009-10	Actual 2010-11	CAO Recommended 2011-12	Adopted by the Board of Supervisors 2011-12
1	2	3	4	5
CHARGES FOR SERVICES	$ 936,045	$ 1,081,129	$ 1,132,442	$ 1,132,442
MISCELLANEOUS	1,206	259	45,044	45,044
OTHER FINANCING SOURCES	30,518	146,155	167,160	167,160
NON-REVENUE RECEIPTS			150	150
TOTAL REVENUE	**$ 967,769**	**$ 1,227,543**	**$ 1,344,796**	**$ 1,344,796**
SALARIES & EMPLOYEE BENEFITS	$ 1,727,094	$ 1,884,838	$ 2,499,366	$ 2,499,366
SERVICES & SUPPLIES	280,469	230,147	277,999	277,999
OTHER CHARGES	879			
EXPENDITURE TRANSFERS & REIMBS	(1,005,260)	(1,064,549)	(1,241,692)	(1,241,692)
TOTAL EXPENDITURES/APPROPRIATIONS	**$ 1,003,182**	**$ 1,050,436**	**$ 1,535,673**	**$ 1,535,673**
NET COST	**$ (35,413)**	**$ 177,107**	**$ (190,877)**	**$ (190,877)**

State Controller Schedules County Budget Act January 2010	COUNTY OF KERN Detail of Financing Sources and Financing Uses Governmental Funds Fiscal Year 2011-12	Schedule 9

Budget Unit **1650-GEN SERV-MAJOR MAINT-GENERAL**
Function **GENERAL**
Activity **PROPERTY MANAGEMENT**

Detail by Revenue Category and Expenditure Object	Actual 2009-10	Actual 2010-11	CAO Recommended 2011-12	Adopted by the Board of Supervisors 2011-12
1	2	3	4	5
INTERGOVERNMENTAL	$ 86,000	$ 263,023	$ 1,351,244	$ 1,351,244
CHARGES FOR SERVICES		10,500		
MISCELLANEOUS	21,651	720,682		
OTHER FINANCING SOURCES	289,423	118,223		
TOTAL REVENUE	**$ 397,074**	**$ 1,112,428**	**$ 1,351,244**	**$ 1,351,244**
SERVICES & SUPPLIES	$ 5,319,223	$ 2,815,753	$ 6,824,550	$ 6,824,550
OTHER FINANCING USES	6,388			
TOTAL EXPENDITURES/APPROPRIATIONS	**$ 5,325,611**	**$ 2,815,753**	**$ 6,824,550**	**$ 6,824,550**
NET COST	**$ (4,928,537)**	**$ (1,703,325)**	**$ (5,473,306)**	**$ (5,473,306)**

State Controller Schedules County Budget Act January 2010	COUNTY OF KERN Detail of Financing Sources and Financing Uses Governmental Funds Fiscal Year 2011-12	Schedule 9

Budget Unit **1812-BOARD OF TRADE**
Function **GENERAL**
Activity **PROMOTION**

Detail by Revenue Category and Expenditure Object	Actual 2009-10	Actual 2010-11	CAO Recommended 2011-12	Adopted by the Board of Supervisors 2011-12
1	2	3	4	5
INTERGOVERNMENTAL	$	$ 116	$	$
CHARGES FOR SERVICES	10,816	37,986	5,000	5,000
MISCELLANEOUS	17,534	12,864	13,100	13,100
OTHER FINANCING SOURCES	75,068	55,000	53,500	53,500
TOTAL REVENUE	**$ 103,418**	**$ 105,966**	**$ 71,600**	**$ 71,600**
SALARIES & EMPLOYEE BENEFITS	$ 672,957	$ 628,433	$ 561,421	$ 561,421
SERVICES & SUPPLIES	119,610	101,559	109,605	109,605
OTHER CHARGES			61	61
OTHER FINANCING USES			56,270	56,270
EXPENDITURE TRANSFERS & REIMBS			(10,000)	(10,000)
TOTAL EXPENDITURES/APPROPRIATIONS	**$ 792,567**	**$ 729,992**	**$ 717,357**	**$ 717,357**
NET COST	**$ (689,149)**	**$ (624,026)**	**$ (645,757)**	**$ (645,757)**

State Controller Schedules County Budget Act January 2010	COUNTY OF KERN Detail of Financing Sources and Financing Uses Governmental Funds Fiscal Year 2011-12	Schedule 9

Budget Unit **1813-INFORMATIONAL KIOSKS**
Function **GENERAL**
Activity **PROMOTION**

Detail by Revenue Category and Expenditure Object	Actual 2009-10	Actual 2010-11	CAO Recommended 2011-12	Adopted by the Board of Supervisors 2011-12
1	2	3	4	5
USE OF MONEY/PROPERTY	$ 374	$ 50	$	$
MISCELLANEOUS	8,333	1,800		
TOTAL REVENUE	**$ 8,707**	**$ 1,850**	**$**	**$**
OTHER FINANCING USES	$ 24,592	$ 6,420	$	$
TOTAL EXPENDITURES/APPROPRIATIONS	**$ 24,592**	**$ 6,420**	**$**	**$**
NET COST	**$ (15,885)**	**$ (4,570)**	**$**	**$**

State Controller Schedules County Budget Act January 2010	COUNTY OF KERN Detail of Financing Sources and Financing Uses Governmental Funds Fiscal Year 2011-12	Schedule 9

Budget Unit **1814-BOARD OF TRADE-ADVERTISING TRS**
Function **GENERAL**
Activity **PROMOTION**

Detail by Revenue Category and Expenditure Object	Actual 2009-10	Actual 2010-11	CAO Recommended 2011-12	Adopted by the Board of Supervisors 2011-12
1	2	3	4	5
USE OF MONEY/PROPERTY	$ 889	$ 590	$ 700	$ 700
MISCELLANEOUS	51,741	56,946	52,800	52,800
OTHER FINANCING SOURCES		6,420		
TOTAL REVENUE	**$ 52,630**	**$ 63,956**	**$ 53,500**	**$ 53,500**
OTHER FINANCING USES	$ 50,476	$ 55,000	$ 53,500	$ 53,500
TOTAL EXPENDITURES/APPROPRIATIONS	**$ 50,476**	**$ 55,000**	**$ 53,500**	**$ 53,500**
NET COST	**$ 2,154**	**$ 8,956**	**$**	

State Controller Schedules County Budget Act January 2010	COUNTY OF KERN Detail of Financing Sources and Financing Uses Governmental Funds Fiscal Year 2011-12	Schedule 9

Budget Unit **1900-ENGINEERING & SURVEY SERVICES**
Function **GENERAL**
Activity **OTHER GENERAL**

Detail by Revenue Category and Expenditure Object	Actual 2009-10	Actual 2010-11	CAO Recommended 2011-12	Adopted by the Board of Supervisors 2011-12
1	2	3	4	5
CHARGES FOR SERVICES	$ 3,465,992	$ 3,027,212	$ 3,151,340	$ 3,151,340
MISCELLANEOUS	245	2,985	570	570
OTHER FINANCING SOURCES	25,984	22,637	10,560	10,560
TOTAL REVENUE	**$ 3,492,221**	**$ 3,052,834**	**$ 3,162,470**	**$ 3,162,470**
SALARIES & EMPLOYEE BENEFITS	$ 4,884,779	$ 4,434,186	$ 4,389,782	$ 4,389,782
SERVICES & SUPPLIES	635,133	631,472	750,490	750,490
OTHER CHARGES	3,926		85	85
CAPITAL ASSETS	103,742			
OTHER FINANCING USES	99,161	93,603	729,277	729,277
EXPENDITURE TRANSFERS & REIMBS	(200,321)	(206,821)	(180,000)	(180,000)
TOTAL EXPENDITURES/APPROPRIATIONS	**$ 5,526,420**	**$ 4,952,440**	**$ 5,689,634**	**$ 5,689,634**
NET COST	**$ (2,034,199)**	**$ (1,899,606)**	**$ (2,527,164)**	**$ (2,527,164)**

State Controller Schedules County Budget Act January 2010	COUNTY OF KERN Detail of Financing Sources and Financing Uses Governmental Funds Fiscal Year 2011-12	Schedule 9

Budget Unit **1910-RISK MANAGEMENT**
Function **GENERAL**
Activity **OTHER GENERAL**

Detail by Revenue Category and Expenditure Object	Actual 2009-10	Actual 2010-11	CAO Recommended 2011-12	Adopted by the Board of Supervisors 2011-12
1	2	3	4	5
CHARGES FOR SERVICES	$ 3,302,894	$ 3,433,836	$ 4,454,050	$ 4,454,050
MISCELLANEOUS	32,999	45,335	25,000	25,000
TOTAL REVENUE	**$ 3,335,893**	**$ 3,479,171**	**$ 4,479,050**	**$ 4,479,050**
SALARIES & EMPLOYEE BENEFITS	$ 2,394,115	$ 2,487,540	$ 3,150,682	$ 3,150,682
SERVICES & SUPPLIES	1,312,115	1,370,835	1,849,796	1,849,796
OTHER CHARGES	1,048,944	1,869,590	692,500	692,500
CAPITAL ASSETS	10,000			
EXPENDITURE TRANSFERS & REIMBS	(443,116)	(464,779)	(584,075)	(584,075)
TOTAL EXPENDITURES/APPROPRIATIONS	**$ 4,322,058**	**$ 5,263,186**	**$ 5,108,903**	**$ 5,108,903**
NET COST	**$ (986,165)**	**$ (1,784,015)**	**$ (629,853)**	**$ (629,853)**

State Controller Schedules County Budget Act January 2010	COUNTY OF KERN Detail of Financing Sources and Financing Uses Governmental Funds Fiscal Year 2011-12	Schedule 9

Budget Unit **1947-TOBACCO ENDOWMENT INTEREST**
Function **GENERAL**
Activity **FINANCE**

Detail by Revenue Category and Expenditure Object	Actual 2009-10	Actual 2010-11	CAO Recommended 2011-12	Adopted by the Board of Supervisors 2011-12
1	2	3	4	5
USE OF MONEY/PROPERTY	$	$ 1,250,000	$ 1,000,000	$ 1,000,000
TOTAL REVENUE	**$**	**$ 1,250,000**	**$ 1,000,000**	**$ 1,000,000**
OTHER FINANCING USES	$	$ 1,250,000	$ 1,000,000	$ 1,000,000
TOTAL EXPENDITURES/APPROPRIATIONS	**$**	**$ 1,250,000**	**$ 1,000,000**	**$ 1,000,000**
NET COST	**$**	**$**	**$**	**$**

State Controller Schedules County Budget Act January 2010	COUNTY OF KERN Detail of Financing Sources and Financing Uses Governmental Funds Fiscal Year 2011-12	Schedule 9

Budget Unit **1948 - ACO-GENERAL FUND**
Function **GENERAL**
Activity **PLANT ACQUISITION**

Detail by Revenue Category and Expenditure Object	Actual 2009-10	Actual 2010-11	CAO Recommended 2011-12	Adopted by the Board of Supervisors 2011-12
1	2	3	4	5
USE OF MONEY/PROPERTY	$ 258,457	$ 209,827	$ 215,942	$ 215,942
TOTAL REVENUE	**$ 258,457**	**$ 209,827**	**$ 215,942**	**$ 215,942**
OTHER FINANCING USES	$ 442,826	$	$	$
TOTAL EXPENDITURES/APPROPRIATIONS	**$ 442,826**	**$**	**$**	**$**
NET COST	**$ (184,369)**	**$ 209,827**	**$ 215,942**	**$ 215,942**

State Controller Schedules County Budget Act January 2010	COUNTY OF KERN Detail of Financing Sources and Financing Uses Governmental Funds Fiscal Year 2011-12	Schedule 9

Budget Unit **1949 - ACO-STRUCTURAL FIRE**
Function **GENERAL**
Activity **PLANT ACQUISITION**

Detail by Revenue Category and Expenditure Object	Actual 2009-10	Actual 2010-11	CAO Recommended 2011-12	Adopted by the Board of Supervisors 2011-12
1	2	3	4	5
USE OF MONEY/PROPERTY	$ 4,596	$ 2,847	$ 3,400	$ 3,400
TOTAL REVENUE	**$ 4,596**	**$ 2,847**	**$ 3,400**	**$ 3,400**
CAPITAL ASSETS	$	$	$	$
TOTAL EXPENDITURES/APPROPRIATIONS	**$**	**$**	**$**	**$**
NET COST	**$ 4,596**	**$ 2,847**	**$ 3,400**	**$ 3,400**

State Controller Schedules County Budget Act January 2010	COUNTY OF KERN Detail of Financing Sources and Financing Uses Governmental Funds Fiscal Year 2011-12	Schedule 9

Budget Unit **1950-BKFD PLANNED SEWER #1 TRUST**
Function **GENERAL**
Activity **PLANT ACQUISITION**

Detail by Revenue Category and Expenditure Object	Actual 2009-10	Actual 2010-11	CAO Recommended 2011-12	Adopted by the Board of Supervisors 2011-12
1	2	3	4	5
USE OF MONEY/PROPERTY	$ 68,249	$	$	$
CHARGES FOR SERVICES	(6,312)	11,808	11,808	11,808
TOTAL REVENUE	**$ 61,937**	**$ 11,808**	**$ 11,808**	**$ 11,808**
SERVICES & SUPPLIES	$ 213	$ 68	$ 650,200	$ 650,200
TOTAL EXPENDITURES/APPROPRIATIONS	**$ 213**	**$ 68**	**$ 650,200**	**$ 650,200**
NET COST	**$ 61,724**	**$ 11,740**	**$ (638,392)**	**$ (638,392)**

State Controller Schedules County Budget Act January 2010	COUNTY OF KERN Detail of Financing Sources and Financing Uses Governmental Funds Fiscal Year 2011-12	Schedule 9

Budget Unit **1951-BKFD PLANNED SEWER #2 TRUST**
Function **GENERAL**
Activity **PLANT ACQUISITION**

Detail by Revenue Category and Expenditure Object	Actual 2009-10	Actual 2010-11	CAO Recommended 2011-12	Adopted by the Board of Supervisors 2011-12
1	2	3	4	5
USE OF MONEY/PROPERTY	$ 5,047	$ 3,107	$ 4,142	$ 4,142
TOTAL REVENUE	**$ 5,047**	**$ 3,107**	**$ 4,142**	**$ 4,142**
SERVICES & SUPPLIES	$	$	$ 200,000	$ 200,000
TOTAL EXPENDITURES/APPROPRIATIONS	**$**	**$**	**$ 200,000**	**$ 200,000**
NET COST	**$ 5,047**	**$ 3,107**	**$ (195,858)**	**$ (195,858)**

State Controller Schedules County Budget Act January 2010	COUNTY OF KERN Detail of Financing Sources and Financing Uses Governmental Funds Fiscal Year 2011-12	Schedule 9

Budget Unit **1952-BKFD PLANNED SEWER #3 TRUST**
Function **GENERAL**
Activity **PLANT ACQUISITION**

Detail by Revenue Category and Expenditure Object	Actual 2009-10	Actual 2010-11	CAO Recommended 2011-12	Adopted by the Board of Supervisors 2011-12
1	2	3	4	5
USE OF MONEY/PROPERTY	$ 50	$ 31	$ 41	$ 41
TOTAL REVENUE	**$ 50**	**$ 31**	**$ 41**	**$ 41**
SERVICES & SUPPLIES	$	$	$ 2,500	$ 2,500
TOTAL EXPENDITURES/APPROPRIATIONS	**$**	**$**	**$ 2,500**	**$ 2,500**
NET COST	**$ 50**	**$ 31**	**$ (2,459)**	**$ (2,459)**

State Controller Schedules County Budget Act January 2010	COUNTY OF KERN Detail of Financing Sources and Financing Uses Governmental Funds Fiscal Year 2011-12	Schedule 9

Budget Unit **1953-BKFD PLANNED SEWER #4 TRUST**
Function **GENERAL**
Activity **PLANT ACQUISITION**

Detail by Revenue Category and Expenditure Object	Actual 2009-10	Actual 2010-11	CAO Recommended 2011-12	Adopted by the Board of Supervisors 2011-12
1	2	3	4	5
USE OF MONEY/PROPERTY	$ 1,082	$ 671	$ 896	$ 896
CHARGES FOR SERVICES		1,324	882	882
TOTAL REVENUE	**$ 1,082**	**$ 1,995**	**$ 1,778**	**$ 1,778**
SERVICES & SUPPLIES	$	$	$ 60,000	$ 60,000
TOTAL EXPENDITURES/APPROPRIATIONS	**$**	**$**	**$ 60,000**	**$ 60,000**
NET COST	**$ 1,082**	**$ 1,995**	**$ (58,222)**	**$ (58,222)**

State Controller Schedules County Budget Act January 2010	COUNTY OF KERN Detail of Financing Sources and Financing Uses Governmental Funds Fiscal Year 2011-12	Schedule 9

Budget Unit **1954-BKFD PLANNED SEWER #5 TRUST**
Function **GENERAL**
Activity **PLANT ACQUISITION**

Detail by Revenue Category and Expenditure Object	Actual 2009-10	Actual 2010-11	CAO Recommended 2011-12	Adopted by the Board of Supervisors 2011-12
1	2	3	4	5
USE OF MONEY/PROPERTY	$ 1,114	$ 739	$ 984	$ 984
CHARGES FOR SERVICES	8,774	5,302	7,070	7,070
TOTAL REVENUE	**$ 9,888**	**$ 6,041**	**$ 8,054**	**$ 8,054**
SERVICES & SUPPLIES	$	$	$ 75,000	$ 75,000
TOTAL EXPENDITURES/APPROPRIATIONS	**$**	**$**	**$ 75,000**	**$ 75,000**
NET COST	**$ 9,888**	**$ 6,041**	**$ (66,946)**	**$ (66,946)**

State Controller Schedules County Budget Act January 2010	COUNTY OF KERN Detail of Financing Sources and Financing Uses Governmental Funds Fiscal Year 2011-12	Schedule 9

Budget Unit **1956-CO PLANNED SEWER AREA A TRUST**
Function **GENERAL**
Activity **PLANT ACQUISITION**

Detail by Revenue Category and Expenditure Object	Actual 2009-10	Actual 2010-11	CAO Recommended 2011-12	Adopted by the Board of Supervisors 2011-12
1	2	3	4	5
USE OF MONEY/PROPERTY	$ 497	$ 318	$ 424	$ 424
CHARGES FOR SERVICES	684	1,368	1,824	1,824
TOTAL REVENUE	**$ 1,181**	**$ 1,686**	**$ 2,248**	**$ 2,248**
SERVICES & SUPPLIES	$ 18	$	$ 16,000	$ 16,000
TOTAL EXPENDITURES/APPROPRIATIONS	**$ 18**	**$**	**$ 16,000**	**$ 16,000**
NET COST	**$ 1,163**	**$ 1,686**	**$ (13,752)**	**$ (13,752)**

State Controller Schedules County Budget Act January 2010	COUNTY OF KERN Detail of Financing Sources and Financing Uses Governmental Funds Fiscal Year 2011-12	Schedule 9

Budget Unit **1957-CO PLANNED SEWER AREA B TRUST**
Function **GENERAL**
Activity **PLANT ACQUISITION**

Detail by Revenue Category and Expenditure Object	Actual 2009-10	Actual 2010-11	CAO Recommended 2011-12	Adopted by the Board of Supervisors 2011-12
1	2	3	4	5
USE OF MONEY/PROPERTY	$ 24	$ 15	$ 20	$ 20
TOTAL REVENUE	**$ 24**	**$ 15**	**$ 20**	**$ 20**
SERVICES & SUPPLIES	$	$	$ 1,200	$ 1,200
TOTAL EXPENDITURES/APPROPRIATIONS	**$**	**$**	**$ 1,200**	**$ 1,200**
NET COST	**$ 24**	**$ 15**	**$ (1,180)**	**$ (1,180)**

State Controller Schedules County Budget Act January 2010	COUNTY OF KERN Detail of Financing Sources and Financing Uses Governmental Funds Fiscal Year 2011-12	Schedule 9

Budget Unit **1958-CSA #71 SEPTIC ABANDONMENT TRS**
Function **GENERAL**
Activity **PLANT ACQUISITION**

Detail by Revenue Category and Expenditure Object	Actual 2009-10	Actual 2010-11	CAO Recommended 2011-12	Adopted by the Board of Supervisors 2011-12
1	2	3	4	5
USE OF MONEY/PROPERTY	$ 13,308	$ 6,532	$ 8,709	$ 8,709
CHARGES FOR SERVICES	(3,825)	20,700	27,600	27,600
TOTAL REVENUE	**$ 9,483**	**$ 27,232**	**$ 36,309**	**$ 36,309**
SERVICES & SUPPLIES	$ 96	$	$ 650,050	$ 650,050
TOTAL EXPENDITURES/APPROPRIATIONS	**$ 96**	**$**	**$ 650,050**	**$ 650,050**
NET COST	**$ 9,387**	**$ 27,232**	**$ (613,741)**	**$ (613,741)**

State Controller Schedules County Budget Act January 2010	COUNTY OF KERN Detail of Financing Sources and Financing Uses Governmental Funds Fiscal Year 2011-12	Schedule 9

Budget Unit **1959-COURT TEMP CONST.**
Function **GENERAL**
Activity **PLANT ACQUISITION**

Detail by Revenue Category and Expenditure Object	Actual 2009-10	Actual 2010-11	CAO Recommended 2011-12	Adopted by the Board of Supervisors 2011-12
1	2	3	4	5
FINES AND FORFEITURES	$ 59,087	$ 37,960	$	$
TOTAL REVENUE	**$ 59,087**	**$ 37,960**	**$**	**$**
OTHER FINANCING USES	$	$ 436,671	$	$
TOTAL EXPENDITURES/APPROPRIATIONS	**$**	**$ 436,671**	**$**	**$**
NET COST	**$ 59,087**	**$ (398,711)**	**$**	**$**

State Controller Schedules County Budget Act January 2010	COUNTY OF KERN Detail of Financing Sources and Financing Uses Governmental Funds Fiscal Year 2011-12	Schedule 9

Budget Unit **1960-GENERAL SERVICES - CAPITAL PROJECTS**
Function **GENERAL**
Activity **PLANT ACQUISITION**

Detail by Revenue Category and Expenditure Object	Actual 2009-10	Actual 2010-11	CAO Recommended 2011-12	Adopted by the Board of Supervisors 2011-12
1	2	3	4	5
INTERGOVERNMENTAL	$ 1,921,006	$ 3,152,365	$	$
CHARGES FOR SERVICES	1,108,092			
MISCELLANEOUS	59,488	199,242		
OTHER FINANCING SOURCES	442,826	3,431,670	2,085,359	2,085,359
TOTAL REVENUE	**$ 3,531,412**	**$ 6,783,277**	**$ 2,085,359**	**$ 2,085,359**
CAPITAL ASSETS	$ 5,836,594	$ 6,481,056	$ 4,975,000	$ 4,975,000
OTHER FINANCING USES	33,068			
TOTAL EXPENDITURES/APPROPRIATIONS	**$ 5,869,662**	**$ 6,481,056**	**$ 4,975,000**	**$ 4,975,000**
NET COST	**$ (2,338,250)**	**$ 302,221**	**$ (2,889,641)**	**$ (2,889,641)**

State Controller Schedules County Budget Act January 2010	COUNTY OF KERN Detail of Financing Sources and Financing Uses Governmental Funds Fiscal Year 2011-12	Schedule 9

Budget Unit **1961-ORANGEWD PLD**
Function **GENERAL**
Activity **PLANT ACQUISITION**

Detail by Revenue Category and Expenditure Object	Actual 2009-10	Actual 2010-11	CAO Recommended 2011-12	Adopted by the Board of Supervisors 2011-12
1	2	3	4	5
USE OF MONEY/PROPERTY	$ 12,464	$ 6,095	$ 8,127	$ 8,127
TOTAL REVENUE	**$ 12,464**	**$ 6,095**	**$ 8,127**	**$ 8,127**
SERVICES & SUPPLIES	$	$	$ 615,000	$ 615,000
TOTAL EXPENDITURES/APPROPRIATIONS	**$**	**$**	**$ 615,000**	**$ 615,000**
NET COST	**$ 12,464**	**$ 6,095**	**$ (606,873)**	**$ (606,873)**

State Controller Schedules County Budget Act January 2010	COUNTY OF KERN Detail of Financing Sources and Financing Uses Governmental Funds Fiscal Year 2011-12	Schedule 9

Budget Unit **1962-PL LOC DRAN-SHAL**
Function **GENERAL**
Activity **PLANT ACQUISITION**

Detail by Revenue Category and Expenditure Object	Actual 2009-10	Actual 2010-11	CAO Recommended 2011-12	Adopted by the Board of Supervisors 2011-12
1	2	3	4	5
USE OF MONEY/PROPERTY	$ 183	$ 113	$ 152	$ 152
TOTAL REVENUE	**$ 183**	**$ 113**	**$ 152**	**$ 152**
SERVICES & SUPPLIES	$	$	$ 6,000	$ 6,000
TOTAL EXPENDITURES/APPROPRIATIONS	**$**	**$**	**$ 6,000**	**$ 6,000**
NET COST	**$ 183**	**$ 113**	**$ (5,848)**	**$ (5,848)**

State Controller Schedules County Budget Act January 2010	COUNTY OF KERN Detail of Financing Sources and Financing Uses Governmental Funds Fiscal Year 2011-12	Schedule 9

Budget Unit **1963-PL LOC DRAN-BRUND**
Function **GENERAL**
Activity **PLANT ACQUISITION**

Detail by Revenue Category and Expenditure Object	Actual 2009-10	Actual 2010-11	CAO Recommended 2011-12	Adopted by the Board of Supervisors 2011-12
1	2	3	4	5
USE OF MONEY/PROPERTY	$ 2,184	$ 1,352	$ 1,804	$ 1,804
TOTAL REVENUE	**$ 2,184**	**$ 1,352**	**$ 1,804**	**$ 1,804**
SERVICES & SUPPLIES	$	$	$ 60,000	$ 60,000
TOTAL EXPENDITURES/APPROPRIATIONS	**$**	**$**	**$ 60,000**	**$ 60,000**
NET COST	**$ 2,184**	**$ 1,352**	**$ (58,196)**	**$ (58,196)**

State Controller Schedules County Budget Act January 2010	COUNTY OF KERN Detail of Financing Sources and Financing Uses Governmental Funds Fiscal Year 2011-12	Schedule 9

Budget Unit **1964-PL LOC DRAN-BRECK**
Function **GENERAL**
Activity **PLANT ACQUISITION**

Detail by Revenue Category and Expenditure Object	Actual 2009-10	Actual 2010-11	CAO Recommended 2011-12	Adopted by the Board of Supervisors 2011-12
1	2	3	4	5
USE OF MONEY/PROPERTY	$ 596	$ 369	$ 493	$ 493
TOTAL REVENUE	**$ 596**	**$ 369**	**$ 493**	**$ 493**
SERVICES & SUPPLIES	$	$	$ 25,000	$ 25,000
TOTAL EXPENDITURES/APPROPRIATIONS	**$**	**$**	**$ 25,000**	**$ 25,000**
NET COST	**$ 596**	**$ 369**	**$ (24,507)**	**$ (24,507)**

State Controller Schedules County Budget Act January 2010	COUNTY OF KERN Detail of Financing Sources and Financing Uses Governmental Funds Fiscal Year 2011-12	Schedule 9

Budget Unit **1965-PLD OILDALE**
Function **GENERAL**
Activity **PLANT ACQUISITION**

Detail by Revenue Category and Expenditure Object	Actual 2009-10	Actual 2010-11	CAO Recommended 2011-12	Adopted by the Board of Supervisors 2011-12
1	2	3	4	5
USE OF MONEY/PROPERTY	$ 1,749	$ 1,085	$ 1,446	$ 1,446
TOTAL REVENUE	**$ 1,749**	**$ 1,085**	**$ 1,446**	**$ 1,446**
SERVICES & SUPPLIES	$	$	$ 75,000	$ 75,000
TOTAL EXPENDITURES/APPROPRIATIONS	**$**	**$**	**$ 75,000**	**$ 75,000**
NET COST	**$ 1,749**	**$ 1,085**	**$ (73,554)**	**$ (73,554)**

State Controller Schedules County Budget Act January 2010	COUNTY OF KERN Detail of Financing Sources and Financing Uses Governmental Funds Fiscal Year 2011-12	Schedule 9

Budget Unit **1966 - FACILITY PROJECTS**
Function **GENERAL**
Activity **PLANT ACQUISITION**

Detail by Revenue Category and Expenditure Object	Actual 2009-10	Actual 2010-11	CAO Recommended 2011-12	Adopted by the Board of Supervisors 2011-12
1	2	3	4	5
USE OF MONEY/PROPERTY	$ 15,443	$ 48,486	$	$
MISCELLANEOUS	713,907	1,498,054		
TOTAL REVENUE	**$ 729,350**	**$ 1,546,540**	**$**	**$**
CAPITAL ASSETS	$ 746,733	$ 1,014,371	$	$
TOTAL EXPENDITURES/APPROPRIATIONS	**$ 746,733**	**$ 1,014,371**	**$**	**$**
NET COST	**$ (17,383)**	**$ 1,546,540**	**$**	**$**

State Controller Schedules County Budget Act January 2010	COUNTY OF KERN Detail of Financing Sources and Financing Uses Governmental Funds Fiscal Year 2011-12	Schedule 9

Budget Unit **1967-GEN SERV-MAJ MAINT-JUV FAC FND**
Function **GENERAL**
Activity **PLANT ACQUISITION**

Detail by Revenue Category and Expenditure Object	Actual 2009-10	Actual 2010-11	CAO Recommended 2011-12	Adopted by the Board of Supervisors 2011-12
1	2	3	4	5
FINES AND FORFEITURES	$ 487	$ 293	$	$
USE OF MONEY/PROPERTY	123	82		$
TOTAL REVENUE	**$ 610**	**$ 375**	**$**	**$**
CAPITAL ASSETS	$	$	$	$
TOTAL EXPENDITURES/APPROPRIATIONS	**$**	**$**	**$**	**$**
NET COST	**$ 610**	**$ 375**	**$**	**$**

State Controller Schedules County Budget Act January 2010	COUNTY OF KERN Detail of Financing Sources and Financing Uses Governmental Funds Fiscal Year 2011-12	Schedule 9

Budget Unit **1968-CRIMINAL JUST FACILITY**
Function **GENERAL**
Activity **PLANT ACQUISITION**

Detail by Revenue Category and Expenditure Object	Actual 2009-10	Actual 2010-11	CAO Recommended 2011-12	Adopted by the Board of Supervisors 2011-12
1	2	3	4	5
FINES AND FORFEITURES	$ 3,436,168	$ 3,854,567	$ 4,214,000	$ 4,214,000
TOTAL REVENUE	**$ 3,436,168**	**$ 3,854,567**	**$ 4,214,000**	**$ 4,214,000**
OTHER FINANCING USES	$ 2,945,015	$ 2,665,132	$ 3,300,000	$ 3,300,000
TOTAL EXPENDITURES/APPROPRIATIONS	**$ 2,945,015**	**$ 2,665,132**	**$ 3,300,000**	**$ 3,300,000**
NET COST	**$ 491,153**	**$ 1,189,435**	**$ 914,000**	**$ 914,000**

State Controller Schedules County Budget Act January 2010	COUNTY OF KERN Detail of Financing Sources and Financing Uses Governmental Funds Fiscal Year 2011-12	Schedule 9

Budget Unit **1969-REXLAND ACRES SEWER AD 2006-1**
Function **GENERAL**
Activity **PLANT ACQUISITION**

Detail by Revenue Category and Expenditure Object	Actual 2009-10	Actual 2010-11	CAO Recommended 2011-12	Adopted by the Board of Supervisors 2011-12
1	2	3	4	5
USE OF MONEY/PROPERTY	$ 70,373	$	$	$
INTERGOVERNMENTAL	176,365			
TOTAL REVENUE	**$ 246,738**	**$**	**$**	**$**
CAPITAL ASSETS	$ 47,274	$ 110	$	$
TOTAL EXPENDITURES/APPROPRIATIONS	**$ 47,274**	**$ 110**	**$**	**$**
NET COST	**$ 199,464**	**$ (110)**	**$**	**$**

State Controller Schedules County Budget Act January 2010	COUNTY OF KERN Detail of Financing Sources and Financing Uses Governmental Funds Fiscal Year 2011-12	Schedule 9

Budget Unit **8235-TOBACCO SECUR PROCEEDS-CP FD**
Function **GENERAL**
Activity **PLANT ACQUISITION**

Detail by Revenue Category and Expenditure Object	Actual 2009-10	Actual 2010-11	CAO Recommended 2011-12	Adopted by the Board of Supervisors 2011-12
1	2	3	4	5
USE OF MONEY/PROPERTY	$ 43,169	$ 27,754	$	$
TOTAL REVENUE	**$ 43,169**	**$ 27,754**		**$**
CAPITAL ASSETS	$ 57,392	$	$	$
TOTAL EXPENDITURES/APPROPRIATIONS	**$ 57,392**	**$**	**$**	**$**
NET COST	**$ (14,223)**	**$ 27,754**	**$**	**$**

APPROPRIATION FOR CONTINGENCIES

State Controller Schedules County Budget Act January 2010	COUNTY OF KERN Detail of Financing Sources and Financing Uses Governmental Funds Fiscal Year 2011-12	Schedule 9

Budget Unit **1970-APPROPRIATION FR CONTINGENCIES**
Function **GENERAL**
Activity **APPROPRIATION FR CONTINGENCIES**

Detail by Revenue Category and Expenditure Object	Actual 2009-10	Actual 2010-11	CAO Recommended 2011-12	Adopted by the Board of Supervisors 2011-12
1	2	3	4	5
TOTAL REVENUE	**$**	**$**	**$**	**$**
APPROPRIATION FR CONTINGENCIES	$	$	$ 7,299,965	$ 12,284,465
TOTAL EXPENDITURES/APPROPRIATIONS	**$**	**$**	**$ 7,299,965**	**$ 12,284,465**
NET COST	**$**	**$**	**$ (7,299,965)**	**$ (12,284,465)**

THIS PAGE INTENTIONALLY LEFT BLANK

Function:

PUBLIC PROTECTION

State Controller Schedules County Budget Act January 2010	COUNTY OF KERN Detail of Financing Sources and Financing Uses Governmental Funds Fiscal Year 2011-12	Schedule 9

Budget Unit **2110-CONTRI-TRIAL COURT FUNDING**
Function **PUBLIC PROTECTION**
Activity **JUDICIAL**

Detail by Revenue Category and Expenditure Object	Actual 2009-10	Actual 2010-11	CAO Recommended 2011-12	Adopted by the Board of Supervisors 2011-12
1	2	3	4	5
FINES AND FORFEITURES	$ 4,668,867	$ 4,832,767	$ 5,295,000	$ 5,295,000
CHARGES FOR SERVICES	3,841,119	4,441,675	4,690,500	4,690,500
MISCELLANEOUS	230,724	230,724		
TOTAL REVENUE	**$ 8,740,710**	**$ 9,505,166**	**$ 9,985,500**	**$ 9,985,500**
SERVICES & SUPPLIES	$ 15,573,624	$ 15,772,291	$ 16,689,301	$ 16,689,301
TOTAL EXPENDITURES/APPROPRIATIONS	**$ 15,573,624**	**$ 15,772,291**	**$ 16,689,301**	**$ 16,689,301**
NET COST	**$ (6,832,914)**	**$ (6,267,125)**	**$ (6,703,801)**	**$ (6,703,801)**

State Controller Schedules County Budget Act January 2010	COUNTY OF KERN Detail of Financing Sources and Financing Uses Governmental Funds Fiscal Year 2011-12	Schedule 9

Budget Unit **2111-DNA INDENTIFICATION FUND**
Function **PUBLIC PROTECTION**
Activity **JUDICIAL**

Detail by Revenue Category and Expenditure Object	Actual 2009-10	Actual 2010-11	CAO Recommended 2011-12	Adopted by the Board of Supervisors 2011-12
1	2	3	4	5
FINES AND FORFEITURES	$ 546,501	$ 619,288	$ 678,000	$ 678,000
TOTAL REVENUE	**$ 546,501**	**$ 619,288**	**$ 678,000**	**$ 678,000**
OTHER FINANCING USES	$ 439,000	$ 461,120	$ 661,120	$ 661,120
TOTAL EXPENDITURES/APPROPRIATIONS	**$ 439,000**	**$ 461,120**	**$ 661,120**	**$ 661,120**
NET COST	**$ 107,501**	**$ 158,168**	**$ 16,880**	**$ 16,880**

State Controller Schedules County Budget Act January 2010	COUNTY OF KERN Detail of Financing Sources and Financing Uses Governmental Funds Fiscal Year 2011-12	Schedule 9

Budget Unit **2112-LOCAL PUBLIC SAFETY FUND**
Function **PUBLIC PROTECTION**
Activity **JUDICIAL**

Detail by Revenue Category and Expenditure Object	Actual 2009-10	Actual 2010-11	CAO Recommended 2011-12	Adopted by the Board of Supervisors 2011-12
1	2	3	4	5
INTERGOVERNMENTAL	$ 52,268,217	$ 51,918,793	$ 54,225,367	$ 54,225,367
TOTAL REVENUE	**$ 52,268,217**	**$ 51,918,793**	**$ 54,225,367**	**$ 54,225,367**
OTHER FINANCING USES	$ 52,268,217	$ 51,918,793	$ 54,225,367	$ 54,225,367
TOTAL EXPENDITURES/APPROPRIATIONS	**$ 52,268,217**	**$ 51,918,793**	**$ 54,225,367**	**$ 54,225,367**
NET COST	**$**	**$**	**$**	

State Controller Schedules County Budget Act January 2010	COUNTY OF KERN Detail of Financing Sources and Financing Uses Governmental Funds Fiscal Year 2011-12	Schedule 9

Budget Unit **2113-AUTOMATED CO WARRANT SYSTEM**
Function **PUBLIC PROTECTION**
Activity **JUDICIAL**

Detail by Revenue Category and Expenditure Object	Actual 2009-10	Actual 2010-11	CAO Recommended 2011-12	Adopted by the Board of Supervisors 2011-12
1	2	3	4	5
FINES AND FORFEITURES	$ 78,789	$ 80,165	$ 91,000	$ 91,000
TOTAL REVENUE	**$ 78,789**	**$ 80,165**	**$ 91,000**	**$ 91,000**
OTHER FINANCING USES	$ 67,000	$ 67,000	$ 90,000	$ 90,000
TOTAL EXPENDITURES/APPROPRIATIONS	**$ 67,000**	**$ 67,000**	**$ 90,000**	**$ 90,000**
NET COST	**$ 11,789**	**$ 13,165**	**$ 1,000**	**$ 1,000**

State Controller Schedules County Budget Act January 2010	COUNTY OF KERN Detail of Financing Sources and Financing Uses Governmental Funds Fiscal Year 2011-12	Schedule 9

Budget Unit **2114-DOMESTIC VIOLENCE FUND**
Function **PUBLIC PROTECTION**
Activity **JUDICIAL**

Detail by Revenue Category and Expenditure Object	Actual 2009-10	Actual 2010-11	CAO Recommended 2011-12	Adopted by the Board of Supervisors 2011-12
1	2	3	4	5
LICENSES AND PERMITS	$ 84,778	$ 97,382	$ 92,000	$ 92,000
FINES AND FORFEITURES	51,301	36,856	44,000	44,000
TOTAL REVENUE	**$ 136,079**	**$ 134,238**	**$ 136,000**	**$ 136,000**
OTHER FINANCING USES	$ 200,000	$ 200,000	$ 200,000	$ 200,000
TOTAL EXPENDITURES/APPROPRIATIONS	**$ 200,000**	**$ 200,000**	**$ 200,000**	**$ 200,000**
NET COST	**$ (63,921)**	**$ (65,762)**	**$ (64,000)**	**$ (64,000)**

State Controller Schedules County Budget Act January 2010	COUNTY OF KERN Detail of Financing Sources and Financing Uses Governmental Funds Fiscal Year 2011-12	Schedule 9

Budget Unit **2115-REAL ESTATE FRAUD**
Function **PUBLIC PROTECTION**
Activity **JUDICIAL**

Detail by Revenue Category and Expenditure Object	Actual 2009-10	Actual 2010-11	CAO Recommended 2011-12	Adopted by the Board of Supervisors 2011-12
1	2	3	4	5
USE OF MONEY/PROPERTY	$ 5,030	$ 4,290	$ 5,000	$ 5,000
CHARGES FOR SERVICES	192,642	187,447	170,000	170,000
OTHER FINANCING SOURCES	54	48		
TOTAL REVENUE	**$ 197,726**	**$ 191,785**	**$ 175,000**	**$ 175,000**
SERVICES & SUPPLIES	$	$	$ 180,000	$ 180,000
OTHER FINANCING USES	105,167	100,000	100,000	100,000
TOTAL EXPENDITURES/APPROPRIATIONS	**$ 105,167**	**$ 100,000**	**$ 280,000**	**$ 280,000**
NET COST	**$ 92,559**	**$ 91,785**	**$ (105,000)**	**$ (105,000)**

State Controller Schedules County Budget Act January 2010	COUNTY OF KERN Detail of Financing Sources and Financing Uses Governmental Funds Fiscal Year 2011-12	Schedule 9

Budget Unit **2116-COUNTY CLERK**
Function **PUBLIC PROTECTION**
Activity **JUDICIAL**

Detail by Revenue Category and Expenditure Object	Actual 2009-10	Actual 2010-11	CAO Recommended 2011-12	Adopted by the Board of Supervisors 2011-12
1	2	3	4	5
LICENSES AND PERMITS	$ 151,248	$ 157,977	$ 145,000	$ 145,000
CHARGES FOR SERVICES	319,111	315,191	297,500	297,500
MISCELLANEOUS	55	11		
OTHER FINANCING SOURCES	3,293	1,200	3,116	3,116
TOTAL REVENUE	**$ 473,707**	**$ 474,379**	**$ 445,616**	**$ 445,616**
SALARIES & EMPLOYEE BENEFITS	$ 315,065	$ 319,485	$ 300,276	$ 300,276
SERVICES & SUPPLIES	198,694	111,642	166,781	166,781
OTHER CHARGES			11	11
OTHER FINANCING USES			72,090	72,090
TOTAL EXPENDITURES/APPROPRIATIONS	**$ 513,759**	**$ 431,127**	**$ 539,158**	**$ 539,158**
NET COST	**$ (40,052)**	**$ 43,252**	**$ (93,542)**	**$ (93,542)**

State Controller Schedules County Budget Act January 2010	COUNTY OF KERN Detail of Financing Sources and Financing Uses Governmental Funds Fiscal Year 2011-12	Schedule 9

Budget Unit **2117-CO-WIDE CRIME PREV. P.C.1202.5**
Function **PUBLIC PROTECTION**
Activity **JUDICIAL**

Detail by Revenue Category and Expenditure Object	Actual 2009-10	Actual 2010-11	CAO Recommended 2011-12	Adopted by the Board of Supervisors 2011-12
1	2	3	4	5
FINES AND FORFEITURES	$ 599	$ 716	$	$
TOTAL REVENUE	**$ 599**	**$ 716**	**$**	**$**
CAPITAL ASSETS	$	$	$	$
TOTAL EXPENDITURES/APPROPRIATIONS	**$**	**$**	**$**	**$**
NET COST	**$ 599**	**$ 716**	**$**	**$**

State Controller Schedules County Budget Act January 2010	COUNTY OF KERN Detail of Financing Sources and Financing Uses Governmental Funds Fiscal Year 2011-12	Schedule 9

Budget Unit **2118-ARRA JUSTICE ASSISTANCE**
Function **PUBLIC PROTECTION**
Activity **JUDICIAL**

Detail by Revenue Category and Expenditure Object	Actual 2009-10	Actual 2010-11	CAO Recommended 2011-12	Adopted by the Board of Supervisors 2011-12
1	2	3	4	5
INTERGOVERNMENTAL	$ 875,464	$	$	$
TOTAL REVENUE	**$ 875,464**	**$**	**$**	**$**
OTHER FINANCING USES	$ 598,606	$	$ 173,839	$ 173,839
TOTAL EXPENDITURES/APPROPRIATIONS	**$ 598,606**	**$**	**$ 173,839**	**$ 173,839**
NET COST	**$ 276,858**	**$**	**$ (173,839)**	**$ (173,839)**

State Controller Schedules County Budget Act January 2010	COUNTY OF KERN Detail of Financing Sources and Financing Uses Governmental Funds Fiscal Year 2011-12	Schedule 9

Budget Unit **2160-GRAND JURY**
Function **PUBLIC PROTECTION**
Activity **JUDICIAL**

Detail by Revenue Category and Expenditure Object	Actual 2009-10	Actual 2010-11	CAO Recommended 2011-12	Adopted by the Board of Supervisors 2011-12
1	2	3	4	5
MISCELLANEOUS	$ 1,280	$	$	$
TOTAL REVENUE	**$ 1,280**	**$**	**$**	**$**
SALARIES & EMPLOYEE BENEFITS	$ 79,271	$ 81,782	$ 88,443	$ 88,443
SERVICES & SUPPLIES	158,884	148,118	149,515	149,515
TOTAL EXPENDITURES/APPROPRIATIONS	**$ 238,155**	**$ 229,900**	**$ 237,958**	**$ 237,958**
NET COST	**$ (236,875)**	**$ (229,900)**	**$ (237,958)**	**$ (237,958)**

State Controller Schedules County Budget Act January 2010	COUNTY OF KERN Detail of Financing Sources and Financing Uses Governmental Funds Fiscal Year 2011-12	Schedule 9

Budget Unit **2170-INDIGENT DEFENSE SERVICES**
Function **PUBLIC PROTECTION**
Activity **JUDICIAL**

Detail by Revenue Category and Expenditure Object	Actual 2009-10	Actual 2010-11	CAO Recommended 2011-12	Adopted by the Board of Supervisors 2011-12
1	2	3	4	5
INTERGOVERNMENTAL	$ 1,291,751	$ 1,208,169	$ 1,220,000	$ 1,220,000
CHARGES FOR SERVICES	80,228	155,880	125,000	125,000
TOTAL REVENUE	**$ 1,371,979**	**$ 1,364,049**	**$ 1,345,000**	**$ 1,345,000**
SERVICES & SUPPLIES	$ 5,361,568	$ 5,218,186	$ 5,263,000	$ 5,263,000
TOTAL EXPENDITURES/APPROPRIATIONS	**$ 5,361,568**	**$ 5,218,186**	**$ 5,263,000**	**$ 5,263,000**
NET COST	**$ (3,989,589)**	**$ (3,854,137)**	**$ (3,918,000)**	**$ (3,918,000)**

State Controller Schedules County Budget Act January 2010	COUNTY OF KERN Detail of Financing Sources and Financing Uses Governmental Funds Fiscal Year 2011-12	Schedule 9

Budget Unit **2180-DISTRICT ATTORNEY**
Function **PUBLIC PROTECTION**
Activity **JUDICIAL**

Detail by Revenue Category and Expenditure Object	Actual 2009-10	Actual 2010-11	CAO Recommended 2011-12	Adopted by the Board of Supervisors 2011-12
1	2	3	4	5
FINES AND FORFEITURES	$ 208,058	$	$ 35,000	$ 35,000
INTERGOVERNMENTAL	3,802,608	4,342,791	3,363,606	3,363,606
CHARGES FOR SERVICES	3,072,505	2,998,759	2,788,350	2,788,350
MISCELLANEOUS	590,315	85,455	450,000	450,000
OTHER FINANCING SOURCES	4,675,318	4,174,496	4,888,258	4,888,258
TOTAL REVENUE	**$ 12,348,804**	**$ 11,601,501**	**$ 11,525,214**	**$ 11,525,214**
SALARIES & EMPLOYEE BENEFITS	$ 25,105,505	$ 25,738,246	$ 26,160,295	$ 26,160,295
SERVICES & SUPPLIES	2,262,271	1,843,115	2,173,534	2,173,534
OTHER CHARGES	125,908	58,525	59,000	59,000
CAPITAL ASSETS	103,412	5,482		
OTHER FINANCING USES			150,000	150,000
EXPENDITURE TRANSFERS & REIMBS	(78,059)	(27,000)	(117,000)	(117,000)
TOTAL EXPENDITURES/APPROPRIATIONS	**$ 27,519,037**	**$ 27,618,368**	**$ 28,425,829**	**$ 28,425,829**
NET COST	**$ (15,170,233)**	**$ (16,016,867)**	**$ (16,900,615)**	**$ (16,900,615)**

State Controller Schedules County Budget Act January 2010	COUNTY OF KERN Detail of Financing Sources and Financing Uses Governmental Funds Fiscal Year 2011-12	Schedule 9

Budget Unit **2181-D.A.-LOCAL FORFEITURE TRUST**
Function **PUBLIC PROTECTION**
Activity **JUDICIAL**

Detail by Revenue Category and Expenditure Object	Actual 2009-10	Actual 2010-11	CAO Recommended 2011-12	Adopted by the Board of Supervisors 2011-12
1	2	3	4	5
FINES AND FORFEITURES	$ 99,496	$ 65,346	$ 50,000	$ 50,000
USE OF MONEY/PROPERTY	20,193	5,507		
TOTAL REVENUE	**$ 119,689**	**$ 70,853**	**$ 50,000**	**$ 50,000**
OTHER FINANCING USES	$ 640,000	$ 300,000	$ 500,000	$ 500,000
TOTAL EXPENDITURES/APPROPRIATIONS	**$ 640,000**	**$ 300,000**	**$ 500,000**	**$ 500,000**
NET COST	**$ (520,311)**	**$ (229,147)**	**$ (450,000)**	**$ (450,000)**

State Controller Schedules County Budget Act January 2010	COUNTY OF KERN Detail of Financing Sources and Financing Uses Governmental Funds Fiscal Year 2011-12	Schedule 9

Budget Unit **2182-D. A. EQUIPMENT/AUTOMATION**
Function **PUBLIC PROTECTION**
Activity **JUDICIAL**

Detail by Revenue Category and Expenditure Object	Actual 2009-10	Actual 2010-11	CAO Recommended 2011-12	Adopted by the Board of Supervisors 2011-12
1	2	3	4	5
FINES AND FORFEITURES	$	$	$ 5,000	$ 5,000
USE OF MONEY/PROPERTY	7,836	6,782		
TOTAL REVENUE	**$ 7,836**	**$ 6,782**	**5,000**	**$ 5,000**
OTHER FINANCING USES	$	$	$ 100,000	$ 100,000
TOTAL EXPENDITURES/APPROPRIATIONS	**$**	**$**	**$ 100,000**	**$ 100,000**
NET COST	**$ 7,836**	**$ 6,782**	**$ (95,000)**	**$ (95,000)**

State Controller Schedules County Budget Act January 2010	COUNTY OF KERN Detail of Financing Sources and Financing Uses Governmental Funds Fiscal Year 2011-12	Schedule 9

Budget Unit **2183-KERN CO DEPT OF CHILD SUPPORT**
Function **PUBLIC PROTECTION**
Activity **JUDICIAL**

Detail by Revenue Category and Expenditure Object	Actual 2009-10	Actual 2010-11	CAO Recommended 2011-12	Adopted by the Board of Supervisors 2011-12
1	2	3	4	5
USE OF MONEY/PROPERTY	$ 35,048	$ 22,558	$ 22,164	$ 22,164
INTERGOVERNMENTAL	21,569,080	22,093,306	22,348,212	22,348,212
MISCELLANEOUS	142	8,698	100	100
OTHER FINANCING SOURCES		15,164		
TOTAL REVENUE	**$ 21,604,270**	**$ 22,139,726**	**$ 22,370,476**	**$ 22,370,476**
SALARIES & EMPLOYEE BENEFITS	$ 17,114,082	$ 17,179,131	$ 18,383,322	$ 18,383,322
SERVICES & SUPPLIES	3,883,262	4,532,712	3,526,240	3,526,240
OTHER CHARGES	609,036	165,443	460,914	460,914
TOTAL EXPENDITURES/APPROPRIATIONS	**$ 21,606,380**	**$ 21,877,286**	**$ 22,370,476**	**$ 22,370,476**
NET COST	**$ (2,110)**	**$ 262,440**	**$**	

State Controller Schedules County Budget Act January 2010	COUNTY OF KERN Detail of Financing Sources and Financing Uses Governmental Funds Fiscal Year 2011-12	Schedule 9

Budget Unit **2184-DA FAMILY - EXCESS REVENUE**
Function **PUBLIC PROTECTION**
Activity **JUDICIAL**

Detail by Revenue Category and Expenditure Object	Actual 2009-10	Actual 2010-11	CAO Recommended 2011-12	Adopted by the Board of Supervisors 2011-12
1	2	3	4	5
USE OF MONEY/PROPERTY	$ 6,473	$ 4,007	$ 4,000	$ 4,000
TOTAL REVENUE	**$ 6,473**	**$ 4,007**	**$ 4,000**	**$ 4,000**
OTHER FINANCING USES	$	$ 15,164	$	$
TOTAL EXPENDITURES/APPROPRIATIONS	**$**	**$ 15,164**	**$**	**$**
NET COST	**$ 6,473**	**$ (11,157)**	**$ 4,000**	**$ 4,000**

State Controller Schedules County Budget Act January 2010	COUNTY OF KERN Detail of Financing Sources and Financing Uses Governmental Funds Fiscal Year 2011-12	Schedule 9

Budget Unit **2185-CRIMINALISTICS LABORATORIES FD**
Function **PUBLIC PROTECTION**
Activity **JUDICIAL**

Detail by Revenue Category and Expenditure Object	Actual 2009-10	Actual 2010-11	CAO Recommended 2011-12	Adopted by the Board of Supervisors 2011-12
1	2	3	4	5
FINES AND FORFEITURES	$ 143,655	$ 23,059	$ 130,000	$ 130,000
TOTAL REVENUE	**$ 143,655**	**$ 23,059**	**$ 130,000**	**$ 130,000**
OTHER FINANCING USES	$ 83,237	$	$ 130,000	$ 130,000
TOTAL EXPENDITURES/APPROPRIATIONS	**$ 83,237**	**$**	**$ 130,000**	**$ 130,000**
NET COST	**$ 60,418**	**$ 23,059**	**$**	**$**

State Controller Schedules County Budget Act January 2010	COUNTY OF KERN Detail of Financing Sources and Financing Uses Governmental Funds Fiscal Year 2011-12	Schedule 9

Budget Unit **2186-D.A.-FEDERAL FORFEITURE TRUST**
Function **PUBLIC PROTECTION**
Activity **JUDICIAL**

Detail by Revenue Category and Expenditure Object	Actual 2009-10	Actual 2010-11	CAO Recommended 2011-12	Adopted by the Board of Supervisors 2011-12
1	2	3	4	5
FINES AND FORFEITURES	$ 24,507	$ 10,574	$ 1,500	$ 1,500
USE OF MONEY/PROPERTY	1,047	732		
TOTAL REVENUE	**$ 25,554**	**$ 11,306**	**$ 1,500**	**$ 1,500**
OTHER FINANCING USES	$	$	$ 40,000	$ 40,000
TOTAL EXPENDITURES/APPROPRIATIONS	**$**	**$**	**$ 40,000**	**$ 40,000**
NET COST	**$ 25,554**	**$ 11,306**	**$ (38,500)**	**$ (38,500)**

State Controller Schedules County Budget Act January 2010	COUNTY OF KERN Detail of Financing Sources and Financing Uses Governmental Funds Fiscal Year 2011-12	Schedule 9

Budget Unit **2187-DA-COURT ORDERED PENALTIES**
Function **PUBLIC PROTECTION**
Activity **JUDICIAL**

Detail by Revenue Category and Expenditure Object	Actual 2009-10	Actual 2010-11	CAO Recommended 2011-12	Adopted by the Board of Supervisors 2011-12
1	2	3	4	5
FINES AND FORFEITURES	$ 82,135	$ 75,510	$ 50,000	$ 50,000
TOTAL REVENUE	**$ 82,135**	**$ 75,510**	**$ 50,000**	**$ 50,000**
OTHER FINANCING USES	$	$	$ 260,000	$ 260,000
TOTAL EXPENDITURES/APPROPRIATIONS	**$**	**$**	**$ 260,000**	**$ 260,000**
NET COST	**$ 82,135**	**$ 75,510**	**$ (210,000)**	**$ (210,000)**

State Controller Schedules County Budget Act January 2010	COUNTY OF KERN Detail of Financing Sources and Financing Uses Governmental Funds Fiscal Year 2011-12	Schedule 9

Budget Unit **2190-PUBLIC DEFENDER**
Function **PUBLIC PROTECTION**
Activity **JUDICIAL**

Detail by Revenue Category and Expenditure Object	Actual 2009-10	Actual 2010-11	CAO Recommended 2011-12	Adopted by the Board of Supervisors 2011-12
1	2	3	4	5
INTERGOVERNMENTAL	$ 1,214,138	$ 1,107,680	$ 1,046,940	$ 1,046,940
CHARGES FOR SERVICES	661,210	647,574	545,000	545,000
MISCELLANEOUS	22	176		
OTHER FINANCING SOURCES	3,412,288	3,172,237	3,316,866	3,316,866
TOTAL REVENUE	**$ 5,287,658**	**$ 4,927,667**	**$ 4,908,806**	**$ 4,908,806**
SALARIES & EMPLOYEE BENEFITS	$ 13,443,208	$ 12,713,500	$ 13,016,530	$ 13,016,530
SERVICES & SUPPLIES	694,218	680,497	816,478	816,478
OTHER FINANCING USES			140,878	140,878
TOTAL EXPENDITURES/APPROPRIATIONS	**$ 14,137,426**	**$ 13,393,997**	**$ 13,973,886**	**$ 13,973,886**
NET COST	**$ (8,849,768)**	**$ (8,466,330)**	**$ (9,065,080)**	**$ (9,065,080)**

State Controller Schedules County Budget Act January 2010	COUNTY OF KERN Detail of Financing Sources and Financing Uses Governmental Funds Fiscal Year 2011-12	Schedule 9

Budget Unit **2200-FORENSIC SCIENCES-DIV OF D.A.**
Function **PUBLIC PROTECTION**
Activity **POLICE PROTECTION**

Detail by Revenue Category and Expenditure Object	Actual 2009-10	Actual 2010-11	CAO Recommended 2011-12	Adopted by the Board of Supervisors 2011-12
1	2	3	4	5
FINES AND FORFEITURES	$ 130,577	$ 143,491	$ 100,000	$ 100,000
INTERGOVERNMENTAL	689,252	956,198	608,757	608,757
CHARGES FOR SERVICES	753,249	485,477	620,000	620,000
MISCELLANEOUS	16,956	15,827	4,800	4,800
OTHER FINANCING SOURCES	377,815	313,182	447,406	447,406
TOTAL REVENUE	**$ 1,967,849**	**$ 1,914,175**	**$ 1,780,963**	**$ 1,780,963**
SALARIES & EMPLOYEE BENEFITS	$ 4,201,238	$ 4,402,712	$ 4,385,711	$ 4,385,711
SERVICES & SUPPLIES	1,625,851	2,281,432	1,865,317	1,865,317
OTHER CHARGES	235,207	171,970	195,100	195,100
CAPITAL ASSETS	62,628	42,235		
OTHER FINANCING USES			560,711	560,711
EXPENDITURE TRANSFERS & REIMBS	(108,503)	(163,321)	(100,000)	(100,000)
TOTAL EXPENDITURES/APPROPRIATIONS	**$ 6,016,421**	**$ 6,735,028**	**$ 6,906,839**	**$ 6,906,839**
NET COST	**$ (4,048,572)**	**$ (4,820,853)**	**$ (5,125,876)**	**$ (5,125,876)**

State Controller Schedules County Budget Act January 2010	COUNTY OF KERN Detail of Financing Sources and Financing Uses Governmental Funds Fiscal Year 2011-12	Schedule 9

Budget Unit **2210-SHERIFF**
Function **PUBLIC PROTECTION**
Activity **POLICE PROTECTION**

Detail by Revenue Category and Expenditure Object	Actual 2009-10	Actual 2010-11	CAO Recommended 2011-12	Adopted by the Board of Supervisors 2011-12
1	2	3	4	5
LICENSES AND PERMITS	$ 323,208	$ 365,733	$ 328,951	$ 328,951
FINES AND FORFEITURES	40,650	33,090	63,004	63,004
INTERGOVERNMENTAL	2,688,757	2,823,840	4,712,895	4,712,895
CHARGES FOR SERVICES	21,497,019	28,110,452	21,531,171	21,531,171
MISCELLANEOUS	1,259,589	67,311	796,924	796,924
OTHER FINANCING SOURCES	36,854,900	36,338,888	38,834,207	38,834,207
NON-REVENUE RECEIPTS		5,406		
TOTAL REVENUE	**$ 62,664,123**	**$ 67,744,720**	**$ 66,267,152**	**$ 66,267,152**
SALARIES & EMPLOYEE BENEFITS	$ 138,695,202	$ 143,845,829	$ 141,633,255	$ 141,633,255
SERVICES & SUPPLIES	25,349,025	26,511,356	29,629,098	29,629,098
OTHER CHARGES	5,823,926	7,638,719	4,973,779	4,973,779
CAPITAL ASSETS	2,003,153	1,236,053	110,000	110,000
OTHER FINANCING USES			435,674	435,674
EXPENDITURE TRANSFERS & REIMBS	(2,039)	(310)	(50,000)	(50,000)
TOTAL EXPENDITURES/APPROPRIATIONS	**$ 171,869,267**	**$ 179,231,647**	**$ 176,731,806**	**$ 176,731,806**
NET COST	**$ (109,205,144)**	**$ (111,486,927)**	**$ (110,464,654)**	**$ (110,464,654)**

State Controller Schedules County Budget Act January 2010	COUNTY OF KERN Detail of Financing Sources and Financing Uses Governmental Funds Fiscal Year 2011-12	Schedule 9

Budget Unit **2211-SHER FAC TRNG FUND**
Function **PUBLIC PROTECTION**
Activity **POLICE PROTECTION**

Detail by Revenue Category and Expenditure Object	Actual 2009-10	Actual 2010-11	CAO Recommended 2011-12	Adopted by the Board of Supervisors 2011-12
1	2	3	4	5
CHARGES FOR SERVICES	$ 168,306	$ 209,652	$ 160,000	$ 160,000
TOTAL REVENUE	**$ 168,306**	**$ 209,652**	**$ 160,000**	**$ 160,000**
OTHER FINANCING USES	$ 215,000	$ 215,000	$ 215,000	$ 215,000
TOTAL EXPENDITURES/APPROPRIATIONS	**$ 215,000**	**$ 215,000**	**$ 215,000**	**$ 215,000**
NET COST	**$ (46,694)**	**$ (5,348)**	**$ (55,000)**	**$ (55,000)**

State Controller Schedules County Budget Act January 2010	COUNTY OF KERN Detail of Financing Sources and Financing Uses Governmental Funds Fiscal Year 2011-12	Schedule 9

Budget Unit **2212-AUTOMATED FINGERPRINT FUND**
Function **PUBLIC PROTECTION**
Activity **POLICE PROTECTION**

Detail by Revenue Category and Expenditure Object	Actual 2009-10	Actual 2010-11	CAO Recommended 2011-12	Adopted by the Board of Supervisors 2011-12
1	2	3	4	5
FINES AND FORFEITURES	$ 333,302	$ 374,912	$ 300,000	$ 300,000
USE OF MONEY/PROPERTY	25,331	13,168	30,000	30,000
TOTAL REVENUE	**$ 358,633**	**$ 388,080**	**$ 330,000**	**$ 330,000**
OTHER FINANCING USES	$ 200,000	$ 448,453	$ 574,000	$ 574,000
TOTAL EXPENDITURES/APPROPRIATIONS	**$ 200,000**	**$ 448,453**	**$ 574,000**	**$ 574,000**
NET COST	**$ 158,633**	**$ (60,373)**	**$ (244,000)**	**$ (244,000)**

State Controller Schedules County Budget Act January 2010	COUNTY OF KERN Detail of Financing Sources and Financing Uses Governmental Funds Fiscal Year 2011-12	Schedule 9

Budget Unit **2214-SHERIFF'S CAL-ID TRUST FUND**
Function **PUBLIC PROTECTION**
Activity **POLICE PROTECTION**

Detail by Revenue Category and Expenditure Object	Actual 2009-10	Actual 2010-11	CAO Recommended 2011-12	Adopted by the Board of Supervisors 2011-12
1	2	3	4	5
FINES AND FORFEITURES	$ 653,998	$ 663,565	$ 650,000	$ 650,000
USE OF MONEY/PROPERTY	38,717	17,902	40,000	40,000
TOTAL REVENUE	**$ 692,715**	**$ 681,467**	**$ 690,000**	**$ 690,000**
OTHER FINANCING USES	$ 1,553,968	$ 126,140	$ 730,000	$ 730,000
TOTAL EXPENDITURES/APPROPRIATIONS	**$ 1,553,968**	**$ 126,140**	**$ 730,000**	**$ 730,000**
NET COST	**$ (861,253)**	**$ 555,327**	**$ (40,000)**	**$ (40,000)**

State Controller Schedules County Budget Act January 2010	COUNTY OF KERN Detail of Financing Sources and Financing Uses Governmental Funds Fiscal Year 2011-12	Schedule 9

Budget Unit **2215-SHERIFF'S CIVIL SUBPOENAS**
Function **PUBLIC PROTECTION**
Activity **POLICE PROTECTION**

Detail by Revenue Category and Expenditure Object	Actual 2009-10	Actual 2010-11	CAO Recommended 2011-12	Adopted by the Board of Supervisors 2011-12
1	2	3	4	5
MISCELLANEOUS	$ (64,330)	$ 5,850	$ 5,500	$ 5,500
TOTAL REVENUE	**$ (64,330)**	**$ 5,850**	**$ 5,500**	**$ 5,500**

TOTAL EXPENDITURES/APPROPRIATIONS	**$**	**$**	**$**	**$**
NET COST	**$ (64,330)**	**$ 5,850**	**$ 5,500**	**$ 5,500**

State Controller Schedules County Budget Act January 2010	COUNTY OF KERN Detail of Financing Sources and Financing Uses Governmental Funds Fiscal Year 2011-12	Schedule 9

Budget Unit **2216-SHERIFF'S DRUG ABUSE GANG DIVR**
Function **PUBLIC PROTECTION**
Activity **POLICE PROTECTION**

Detail by Revenue Category and Expenditure Object	Actual 2009-10	Actual 2010-11	CAO Recommended 2011-12	Adopted by the Board of Supervisors 2011-12
1	2	3	4	5
USE OF MONEY/PROPERTY	$ 4,678	$ 3,024	$ 4,000	$ 4,000
OTHER FINANCING SOURCES	7,998	11,282	20,000	20,000
TOTAL REVENUE	**$ 12,676**	**$ 14,306**	**$ 24,000**	**$ 24,000**
TOTAL EXPENDITURES/APPROPRIATIONS	**$**	**$**	**$**	**$**
NET COST	**$ 12,676**	**$ 14,306**	**$ 24,000**	**$ 24,000**

State Controller Schedules County Budget Act January 2010	COUNTY OF KERN Detail of Financing Sources and Financing Uses Governmental Funds Fiscal Year 2011-12	Schedule 9

Budget Unit **2217-SHERIFF'S TRAINING TRUST FUND**
Function **PUBLIC PROTECTION**
Activity **POLICE PROTECTION**

Detail by Revenue Category and Expenditure Object	Actual 2009-10	Actual 2010-11	CAO Recommended 2011-12	Adopted by the Board of Supervisors 2011-12
1	2	3	4	5
USE OF MONEY/PROPERTY	$ 2,849	$ 982	$ 2,800	$ 2,800
MISCELLANEOUS	182,433	114,779	170,940	170,940
TOTAL REVENUE	**$ 185,282**	**$ 115,761**	**$ 173,740**	**$ 173,740**
OTHER FINANCING USES	$ 206,500	$ 120,000	$ 190,000	$ 190,000
TOTAL EXPENDITURES/APPROPRIATIONS	**$ 206,500**	**$ 120,000**	**$ 190,000**	**$ 190,000**
NET COST	**$ (21,218)**	**$ (4,239)**	**$ (16,260)**	**$ (16,260)**

State Controller Schedules County Budget Act January 2010	COUNTY OF KERN Detail of Financing Sources and Financing Uses Governmental Funds Fiscal Year 2011-12	Schedule 9

Budget Unit **2218-SHERIFF-WORK RELEASE TRUST**
Function **PUBLIC PROTECTION**
Activity **POLICE PROTECTION**

Detail by Revenue Category and Expenditure Object	Actual 2009-10	Actual 2010-11	CAO Recommended 2011-12	Adopted by the Board of Supervisors 2011-12
1	2	3	4	5
USE OF MONEY/PROPERTY	$ 4,966	$ 4,283	$ 4,500	$ 4,500
MISCELLANEOUS	515,624	544,759	525,000	525,000
TOTAL REVENUE	**$ 520,590**	**$ 549,042**	**$ 529,500**	**$ 529,500**
OTHER FINANCING USES	$ 350,000	$ 400,000	$ 650,000	$ 650,000
TOTAL EXPENDITURES/APPROPRIATIONS	**$ 350,000**	**$ 400,000**	**$ 650,000**	**$ 650,000**
NET COST	**$ 170,590**	**$ 149,042**	**$ (120,500)**	**$ (120,500)**

State Controller Schedules County Budget Act January 2010	COUNTY OF KERN Detail of Financing Sources and Financing Uses Governmental Funds Fiscal Year 2011-12	Schedule 9

Budget Unit **2219-SHERIFF-STATE FORFEITURE TRUST**
Function **PUBLIC PROTECTION**
Activity **POLICE PROTECTION**

Detail by Revenue Category and Expenditure Object	Actual 2009-10	Actual 2010-11	CAO Recommended 2011-12	Adopted by the Board of Supervisors 2011-12
1	2	3	4	5
FINES AND FORFEITURES	$ 95,316	$ 42,301	$ 15,000	$ 15,000
TOTAL REVENUE	**$ 95,316**	**$ 42,301**	**$ 15,000**	**$ 15,000**
OTHER FINANCING USES	$ 7,998	$ 11,283	$ 20,000	$ 20,000
TOTAL EXPENDITURES/APPROPRIATIONS	**$ 7,998**	**$ 11,283**	**$ 20,000**	**$ 20,000**
NET COST	**$ 87,318**	**$ 31,018**	**$ (5,000)**	**$ (5,000)**

State Controller Schedules County Budget Act January 2010	COUNTY OF KERN Detail of Financing Sources and Financing Uses Governmental Funds Fiscal Year 2011-12	Schedule 9

Budget Unit **2220-SHERIFF'S CIVIL AUTOMATED TRST**
Function **PUBLIC PROTECTION**
Activity **POLICE PROTECTION**

Detail by Revenue Category and Expenditure Object	Actual 2009-10	Actual 2010-11	CAO Recommended 2011-12	Adopted by the Board of Supervisors 2011-12
1	2	3	4	5
USE OF MONEY/PROPERTY	$ 7,840	$ 6,985	$ 7,500	$ 7,500
CHARGES FOR SERVICES	121,740	153,155	120,000	120,000
TOTAL REVENUE	**$ 129,580**	**$ 160,140**	**$ 127,500**	**$ 127,500**
OTHER FINANCING USES	$ 100,000	$ 115,750	$ 115,750	$ 115,750
TOTAL EXPENDITURES/APPROPRIATIONS	**$ 100,000**	**$ 115,750**	**$ 115,750**	**$ 115,750**
NET COST	**$ 29,580**	**$ 44,390**	**$ 11,750**	**$ 11,750**

State Controller Schedules County Budget Act January 2010	COUNTY OF KERN Detail of Financing Sources and Financing Uses Governmental Funds Fiscal Year 2011-12	Schedule 9

Budget Unit **2221-SHERIFFS FIREARMS TRUST FUND**
Function **PUBLIC PROTECTION**
Activity **POLICE PROTECTION**

Detail by Revenue Category and Expenditure Object	Actual 2009-10	Actual 2010-11	CAO Recommended 2011-12	Adopted by the Board of Supervisors 2011-12
1	2	3	4	5
USE OF MONEY/PROPERTY	$ 327	$ 472	$ 500	$ 500
MISCELLANEOUS	17,440	35,832	35,000	35,000
TOTAL REVENUE	**$ 17,767**	**$ 36,304**	**$ 35,500**	**$ 35,500**

TOTAL EXPENDITURES/APPROPRIATIONS	**$**	**$**	**$**	**$**
NET COST	**$ 17,767**	**$ 36,304**	**$ 35,500**	**$ 35,500**

State Controller Schedules County Budget Act January 2010	COUNTY OF KERN Detail of Financing Sources and Financing Uses Governmental Funds Fiscal Year 2011-12	Schedule 9

Budget Unit **2222-SHERIFF-JUDGEMENT DEBTORS FEE**
Function **PUBLIC PROTECTION**
Activity **POLICE PROTECTION**

Detail by Revenue Category and Expenditure Object	Actual 2009-10	Actual 2010-11	CAO Recommended 2011-12	Adopted by the Board of Supervisors 2011-12
1	2	3	4	5
CHARGES FOR SERVICES	$ 186,950	$ 196,206	$ 160,000	$ 160,000
TOTAL REVENUE	**$ 186,950**	**$ 196,206**	**$ 160,000**	**$ 160,000**
OTHER FINANCING USES	$ 238,000	$ 408,061	$ 100,000	$ 100,000
TOTAL EXPENDITURES/APPROPRIATIONS	**$ 238,000**	**$ 408,061**	**$ 100,000**	**$ 100,000**
NET COST	**$ (51,050)**	**$ (211,855)**	**$ 60,000**	**$ 60,000**

State Controller Schedules County Budget Act January 2010	COUNTY OF KERN Detail of Financing Sources and Financing Uses Governmental Funds Fiscal Year 2011-12	Schedule 9

Budget Unit **2223-SHERIFF'S COMM RESOURCES TRUST**
Function **PUBLIC PROTECTION**
Activity **POLICE PROTECTION**

Detail by Revenue Category and Expenditure Object	Actual 2009-10	Actual 2010-11	CAO Recommended 2011-12	Adopted by the Board of Supervisors 2011-12
1	2	3	4	5
USE OF MONEY/PROPERTY	$ 1,525	$ 828	$ 1,000	$ 1,000
TOTAL REVENUE	**$ 1,525**	**$ 828**	**$ 1,000**	**$ 1,000**
OTHER FINANCING USES	$ 7,715	$ 10,309	$ 35,000	$ 35,000
TOTAL EXPENDITURES/APPROPRIATIONS	**$ 7,715**	**$ 10,309**	**$ 35,000**	**$ 35,000**
NET COST	**$ (6,190)**	**$ (9,481)**	**$ (34,000)**	**$ (34,000)**

State Controller Schedules County Budget Act January 2010	COUNTY OF KERN Detail of Financing Sources and Financing Uses Governmental Funds Fiscal Year 2011-12	Schedule 9

Budget Unit **2224-SHERIFF'S VOLUNTEER SERV GRP**
Function **PUBLIC PROTECTION**
Activity **POLICE PROTECTION**

Detail by Revenue Category and Expenditure Object	Actual 2009-10	Actual 2010-11	CAO Recommended 2011-12	Adopted by the Board of Supervisors 2011-12
1	2	3	4	5
MISCELLANEOUS	$ 6,828	$ 7,795	$ 7,000	$ 7,000
TOTAL REVENUE	**$ 6,828**	**$ 7,795**	**$ 7,000**	**$ 7,000**
OTHER FINANCING USES	$ 1,842	$ 3,450	$ 5,000	$ 5,000
TOTAL EXPENDITURES/APPROPRIATIONS	**$ 1,842**	**$ 3,450**	**$ 5,000**	**$ 5,000**
NET COST	**$ 4,986**	**$ 4,345**	**$ 2,000**	**$ 2,000**

State Controller Schedules County Budget Act January 2010	COUNTY OF KERN Detail of Financing Sources and Financing Uses Governmental Funds Fiscal Year 2011-12	Schedule 9

Budget Unit **2225-SHER-CONTROLLED SUBTANCE TRST**
Function **PUBLIC PROTECTION**
Activity **POLICE PROTECTION**

Detail by Revenue Category and Expenditure Object	Actual 2009-10	Actual 2010-11	CAO Recommended 2011-12	Adopted by the Board of Supervisors 2011-12
1	2	3	4	5
FINES AND FORFEITURES	$ 1,012,392	$ 51,407	$ 65,000	$ 65,000
USE OF MONEY/PROPERTY	1,492	10,470	1,500	1,500
TOTAL REVENUE	**$ 1,013,884**	**$ 61,877**	**$ 66,500**	**$ 66,500**
OTHER FINANCING USES	$	$ 64,915	$	$
TOTAL EXPENDITURES/APPROPRIATIONS	**$**	**$ 64,915**	**$**	**$**
NET COST	**$ 1,013,884**	**$ (3,038)**	**$ 66,500**	**$ 66,500**

State Controller Schedules County Budget Act January 2010	COUNTY OF KERN Detail of Financing Sources and Financing Uses Governmental Funds Fiscal Year 2011-12	Schedule 9

Budget Unit **2226-SHERIFF'S CAL-MMET TRUST**
Function **PUBLIC PROTECTION**
Activity **POLICE PROTECTION**

Detail by Revenue Category and Expenditure Object	Actual 2009-10	Actual 2010-11	CAO Recommended 2011-12	Adopted by the Board of Supervisors 2011-12
1	2	3	4	5
USE OF MONEY/PROPERTY	$ 219	$ 136	$ 130	$ 130
TOTAL REVENUE	**$ 219**	**$ 136**	**$ 130**	**$ 130**
TOTAL EXPENDITURES/APPROPRIATIONS	**$**	**$**	**$**	**$**
NET COST	**$ 219**	**$ 136**	**$ 130**	**$ 130**

State Controller Schedules County Budget Act January 2010	COUNTY OF KERN Detail of Financing Sources and Financing Uses Governmental Funds Fiscal Year 2011-12	Schedule 9

Budget Unit **2227-HIDTA-STATE ASSET FORFEIT TRUS**
Function **PUBLIC PROTECTION**
Activity **POLICE PROTECTION**

Detail by Revenue Category and Expenditure Object	Actual 2009-10	Actual 2010-11	CAO Recommended 2011-12	Adopted by the Board of Supervisors 2011-12
1	2	3	4	5
FINES AND FORFEITURES	$ 12,767	$	$ 5,000	$ 5,000
USE OF MONEY/PROPERTY	2,578	1,595	2,500	2,500
TOTAL REVENUE	**$ 15,345**	**$ 1,595**	**$ 7,500**	**$ 7,500**
OTHER FINANCING USES	$ 12,000	$	$	
TOTAL EXPENDITURES/APPROPRIATIONS	**$ 12,000**	**$**	**$**	
NET COST	**$ 3,345**	**$ 1,595**	**$ 7,500**	**$ 7,500**

State Controller Schedules County Budget Act January 2010	COUNTY OF KERN Detail of Financing Sources and Financing Uses Governmental Funds Fiscal Year 2011-12	Schedule 9

Budget Unit **2228-CAL-MMET-STATE ASSET FOREIT**
Function **PUBLIC PROTECTION**
Activity **POLICE PROTECTION**

Detail by Revenue Category and Expenditure Object	Actual 2009-10	Actual 2010-11	CAO Recommended 2011-12	Adopted by the Board of Supervisors 2011-12
1	2	3	4	5
FINES AND FORFEITURES	$ 52,687	$ 88,619	$ 80,000	$ 80,000
USE OF MONEY/PROPERTY	9,309	7,831	9,000	9,000
TOTAL REVENUE	**$ 61,996**	**$ 96,450**	**$ 89,000**	**$ 89,000**
OTHER FINANCING USES	$	$ 166,971	$	$
TOTAL EXPENDITURES/APPROPRIATIONS	**$**	**$ 166,971**	**$**	**$**
NET COST	**$ 61,996**	**$ (70,521)**	**$ 89,000**	**$ 89,000**

State Controller Schedules County Budget Act January 2010	COUNTY OF KERN Detail of Financing Sources and Financing Uses Governmental Funds Fiscal Year 2011-12	Schedule 9

Budget Unit **2229-HIGH TECH EQUIPMENT TRUST**
Function **PUBLIC PROTECTION**
Activity **POLICE PROTECTION**

Detail by Revenue Category and Expenditure Object	Actual 2009-10	Actual 2010-11	CAO Recommended 2011-12	Adopted by the Board of Supervisors 2011-12
1	2	3	4	5
USE OF MONEY/PROPERTY	$ 66	$ 41	$ 45	$ 45
TOTAL REVENUE	**$ 66**	**$ 41**	**$ 45**	**$ 45**

TOTAL EXPENDITURES/APPROPRIATIONS	**$**	**$**	**$**	**$**
NET COST	**$ 66**	**$ 41**	**$ 45**	**$ 45**

State Controller Schedules County Budget Act January 2010	COUNTY OF KERN Detail of Financing Sources and Financing Uses Governmental Funds Fiscal Year 2011-12	Schedule 9

Budget Unit **2230-INMATE WELF-SHER CORRECTION FC**
Function **PUBLIC PROTECTION**
Activity **POLICE PROTECTION**

Detail by Revenue Category and Expenditure Object	Actual 2009-10	Actual 2010-11	CAO Recommended 2011-12	Adopted by the Board of Supervisors 2011-12
1	2	3	4	5
USE OF MONEY/PROPERTY	$ 98,824	$ 62,681	$ 90,000	$ 90,000
MISCELLANEOUS	2,581,905	3,096,898	2,500,000	2,500,000
TOTAL REVENUE	**$ 2,680,729**	**$ 3,159,579**	**$ 2,590,000**	**$ 2,590,000**
OTHER FINANCING USES	$ 2,287,237	$ 2,855,107	$ 3,344,800	$ 3,344,800
TOTAL EXPENDITURES/APPROPRIATIONS	**$ 2,287,237**	**$ 2,855,107**	**$ 3,344,800**	**$ 3,344,800**
NET COST	**$ 393,492**	**$ 304,472**	**$ (754,800)**	**$ (754,800)**

State Controller Schedules County Budget Act January 2010	COUNTY OF KERN Detail of Financing Sources and Financing Uses Governmental Funds Fiscal Year 2011-12	Schedule 9

Budget Unit **2231-KNET SPC ASSET FORFEITURE REV**
Function **PUBLIC PROTECTION** **POLICE**
Activity **PROTECTION**

Detail by Revenue Category and Expenditure Object	Actual 2009-10	Actual 2010-11	CAO Recommended 2011-12	Adopted by the Board of Supervisors 2011-12
1	2	3	4	5
FINES AND FORFEITURES	$ 78,787	$ 38,735	$ 30,000	$ 30,000
USE OF MONEY/PROPERTY		2,303	2,500	2,500
INTERGOVERNMENTAL		12,281		
TOTAL REVENUE	**$ 78,787**	**$ 53,319**	**$ 32,500**	**$ 32,500**

TOTAL EXPENDITURES/APPROPRIATIONS	**$**	**$**	**$**	**$**
NET COST	**$ 78,787**	**$ 53,319**	**$ 32,500**	**$ 32,500**

State Controller Schedules County Budget Act January 2010	COUNTY OF KERN Detail of Financing Sources and Financing Uses Governmental Funds Fiscal Year 2011-12	Schedule 9

Budget Unit **2232 - CAL-MMET ARRA JAG GRANT**
Function **PUBLIC PROTECTION**
Activity **POLICE PROTECTION**

Detail by Revenue Category and Expenditure Object	Actual 2009-10	Actual 2010-11	CAO Recommended 2011-12	Adopted by the Board of Supervisors 2011-12
1	2	3	4	5
USE OF MONEY/PROPERTY	$	$ 4	$ 10	$ 10
INTERGOVERNMENTAL		80,228	119,990	119,990
TOTAL REVENUE	**$**	**$ 80,232**	**$ 120,000**	**$ 120,000**
OTHER FINANCING USES	$	$ 80,232	$ 120,000	$ 120,000
TOTAL EXPENDITURES/APPROPRIATIONS	**$**	**$ 80,232**	**$ 120,000**	**$ 120,000**
NET COST	**$**	**$**	**$**	**$**

State Controller Schedules County Budget Act January 2010	COUNTY OF KERN Detail of Financing Sources and Financing Uses Governmental Funds Fiscal Year 2011-12	Schedule 9

Budget Unit **2340-PROBATION**
Function **PUBLIC PROTECTION**
Activity **DETENTION & CORRECTION**

Detail by Revenue Category and Expenditure Object	Actual 2009-10	Actual 2010-11	CAO Recommended 2011-12	Adopted by the Board of Supervisors 2011-12
1	2	3	4	5
FINES AND FORFEITURES	$ 3,054	$ 1,798	$ 1,600	$ 1,600
USE OF MONEY/PROPERTY	10,805	9,977	9,800	9,800
INTERGOVERNMENTAL	20,620,476	17,605,895	19,093,275	19,093,275
CHARGES FOR SERVICES	2,292,955	1,947,834	1,648,740	1,648,740
MISCELLANEOUS	45,047	40,616	30,000	30,000
OTHER FINANCING SOURCES	12,996,837	12,409,720	12,710,129	12,710,129
TOTAL REVENUE	**$ 35,969,174**	**$ 32,015,840**	**$ 33,493,544**	**$ 33,493,544**
SALARIES & EMPLOYEE BENEFITS	$ 55,490,200	$ 56,699,677	$ 55,484,009	$ 55,484,009
SERVICES & SUPPLIES	6,104,750	6,155,745	6,024,218	6,024,218
OTHER CHARGES	547,716	334,759	957,816	957,816
CAPITAL ASSETS	103,684			
EXPENDITURE TRANSFERS & REIMBS	(4,000)	(2,775)	(4,000)	(4,000)
TOTAL EXPENDITURES/APPROPRIATIONS	**$ 62,242,350**	**$ 63,187,406**	**$ 62,462,043**	**$ 62,462,043**
NET COST	**$ (26,273,176)**	**$ (31,171,566)**	**$ (28,968,499)**	**$ (28,968,499)**

State Controller Schedules County Budget Act January 2010	COUNTY OF KERN Detail of Financing Sources and Financing Uses Governmental Funds Fiscal Year 2011-12	Schedule 9

Budget Unit **2341-PROBATION TRAINING FUND**
Function **PUBLIC PROTECTION**
Activity **DETENTION & CORRECTION**

Detail by Revenue Category and Expenditure Object	Actual 2009-10	Actual 2010-11	CAO Recommended 2011-12	Adopted by the Board of Supervisors 2011-12
1	2	3	4	5
INTERGOVERNMENTAL	$ 194,073	$ 229,811	$ 222,560	$ 222,560
TOTAL REVENUE	**$ 194,073**	**$ 229,811**	**$ 222,560**	**$ 222,560**
OTHER FINANCING USES	$ 314,000	$ 218,000	$ 222,560	$ 222,560
TOTAL EXPENDITURES/APPROPRIATIONS	**$ 314,000**	**$ 218,000**	**$ 222,560**	**$ 222,560**
NET COST	**$ (119,927)**	**$ 11,811**	**$**	

State Controller Schedules County Budget Act January 2010	COUNTY OF KERN Detail of Financing Sources and Financing Uses Governmental Funds Fiscal Year 2011-12	Schedule 9

Budget Unit **2342-PROBATION DJJ REALIGNMENT FUND**
Function **PUBLIC PROTECTION**
Activity **DETENTION & CORRECTION**

Detail by Revenue Category and Expenditure Object	Actual 2009-10	Actual 2010-11	CAO Recommended 2011-12	Adopted by the Board of Supervisors 2011-12
1	2	3	4	5
USE OF MONEY/PROPERTY	$ 35,522	$ 13,407	$ 14,000	$ 14,000
INTERGOVERNMENTAL	3,117,492	2,834,568	2,834,568	2,834,568
TOTAL REVENUE	**$ 3,153,014**	**$ 2,847,975**	**$ 2,848,568**	**$ 2,848,568**
OTHER FINANCING USES	$ 3,440,750	$ 3,147,546	$ 2,848,568	$ 2,848,568
TOTAL EXPENDITURES/APPROPRIATIONS	**$ 3,440,750**	**$ 3,147,546**	**$ 2,848,568**	**$ 2,848,568**
NET COST	**$ (287,736)**	**$ (299,571)**	**$**	

State Controller Schedules County Budget Act January 2010	COUNTY OF KERN Detail of Financing Sources and Financing Uses Governmental Funds Fiscal Year 2011-12	Schedule 9

Budget Unit **2343-PROBATION ASSET FORFEITURE TR**
Function **PUBLIC PROTECTION**
Activity **DETENTION & CORRECTION**

Detail by Revenue Category and Expenditure Object	Actual 2009-10	Actual 2010-11	CAO Recommended 2011-12	Adopted by the Board of Supervisors 2011-12
1	2	3	4	5
FINES AND FORFEITURES	$ 3,142	$ 5,791	$	$
USE OF MONEY/PROPERTY	816	521	500	500
TOTAL REVENUE	**$ 3,958**	**$ 6,312**	**$ 500**	**$ 500**
OTHER FINANCING USES	$ 2,000	$ 2,000	$ 2,000	$ 2,000
TOTAL EXPENDITURES/APPROPRIATIONS	**$ 2,000**	**$ 2,000**	**$ 2,000**	**$ 2,000**
NET COST	**$ 1,958**	**$ 4,312**	**$ (1,500)**	**$ (1,500)**

State Controller Schedules County Budget Act January 2010	COUNTY OF KERN Detail of Financing Sources and Financing Uses Governmental Funds Fiscal Year 2011-12	Schedule 9

Budget Unit **2344-JUVENILE INMATE WELFARE FUND**
Function **PUBLIC PROTECTION**
Activity **DETENTION & CORRECTION**

Detail by Revenue Category and Expenditure Object	Actual 2009-10	Actual 2010-11	CAO Recommended 2011-12	Adopted by the Board of Supervisors 2011-12
1	2	3	4	5
USE OF MONEY/PROPERTY	$ 28,701	$ 22,899	$ 22,000	$ 22,000
TOTAL REVENUE	**$ 28,701**	**$ 22,899**	**$ 22,000**	**$ 22,000**
OTHER FINANCING USES	$ 50,000	$ 50,000	$ 50,000	$ 50,000
TOTAL EXPENDITURES/APPROPRIATIONS	**$ 50,000**	**$ 50,000**	**$ 50,000**	**$ 50,000**
NET COST	**$ (21,299)**	**$ (27,101)**	**$ (28,000)**	**$ (28,000)**

State Controller Schedules County Budget Act January 2010	COUNTY OF KERN Detail of Financing Sources and Financing Uses Governmental Funds Fiscal Year 2011-12	Schedule 9

Budget Unit **2415-FIRE DEPARTMENT**
Function **PUBLIC PROTECTION**
Activity **FIRE PROTECTION**

Detail by Revenue Category and Expenditure Object	Actual 2009-10	Actual 2010-11	CAO Recommended 2011-12	Adopted by the Board of Supervisors 2011-12
1	2	3	4	5
LICENSES AND PERMITS	$ 239,430	$ 292,988	$ 350,000	$ 350,000
FINES AND FORFEITURES		1,501	30,000	30,000
USE OF MONEY/PROPERTY	(33,915)	(70,084)		
INTERGOVERNMENTAL	4,847,024	6,323,331	4,675,000	4,675,000
CHARGES FOR SERVICES	24,524,069	21,001,265	21,120,326	21,120,326
MISCELLANEOUS	49,602	347,017	352,450	352,450
OTHER FINANCING SOURCES	21,545,705	20,000,967	22,326,177	22,326,177
TOTAL REVENUE	**$ 51,171,915**	**$ 47,896,985**	**$ 48,853,953**	**$ 48,853,953**
SALARIES & EMPLOYEE BENEFITS	$ 98,207,972	$ 105,605,501	$ 109,930,375	$ 109,930,375
SERVICES & SUPPLIES	10,877,379	11,110,615	9,950,655	9,950,655
OTHER CHARGES	9,323,589	6,413,356	7,483,478	7,483,478
CAPITAL ASSETS	1,780,217	1,699,498	359,750	359,750
TOTAL EXPENDITURES/APPROPRIATIONS	**$ 120,189,157**	**$ 124,828,970**	**$ 127,724,258**	**$ 127,724,258**
NET COST	**$ (69,017,242)**	**$ (76,931,985)**	**$ (78,870,305)**	**$ (78,870,305)**

State Controller Schedules County Budget Act January 2010	COUNTY OF KERN Detail of Financing Sources and Financing Uses Governmental Funds Fiscal Year 2011-12	Schedule 9

Budget Unit **2416-CONTRIBUTION FOR FIRE**
Function **PUBLIC PROTECTION**
Activity **FIRE PROTECTION**

Detail by Revenue Category and Expenditure Object	Actual 2009-10	Actual 2010-11	CAO Recommended 2011-12	Adopted by the Board of Supervisors 2011-12
1	2	3	4	5
TOTAL REVENUE	**$**	**$**	**$**	**$**
OTHER FINANCING USES	$ 15,742,282	$ 13,108,507	$ 14,881,078	$ 14,881,078
TOTAL EXPENDITURES/APPROPRIATIONS	**$ 15,742,282**	**$ 13,108,507**	**$ 14,881,078**	**$ 14,881,078**
NET COST	**$ (15,742,282)**	**$ (13,108,507)**	**$ (14,881,078)**	**$ (14,881,078)**

State Controller Schedules County Budget Act January 2010	COUNTY OF KERN Detail of Financing Sources and Financing Uses Governmental Funds Fiscal Year 2011-12	Schedule 9

Budget Unit **2417-TRUCK 21 REPLACEMENT TRUST**
Function **PUBLIC PROTECTION**
Activity **FIRE PROTECTION**

Detail by Revenue Category and Expenditure Object	Actual 2009-10	Actual 2010-11	CAO Recommended 2011-12	Adopted by the Board of Supervisors 2011-12
1	2	3	4	5
USE OF MONEY/PROPERTY	$ 8,630	$ 4,810	$	$
CHARGES FOR SERVICES	150,000			
TOTAL REVENUE	**$ 158,630**	**$ 4,810**	**$**	**$**
OTHER FINANCING USES	$	$ 850,000	$	$
TOTAL EXPENDITURES/APPROPRIATIONS	**$**	**$ 850,000**	**$**	**$**
NET COST	**$ 158,630**	**$ (845,190)**	**$**	**$**

State Controller Schedules County Budget Act January 2010	COUNTY OF KERN Detail of Financing Sources and Financing Uses Governmental Funds Fiscal Year 2011-12	Schedule 9

Budget Unit **2418-FIXED WING AIRCRAFT TRUST**
Function **PUBLIC PROTECTION**
Activity **FIRE PROTECTION**

Detail by Revenue Category and Expenditure Object	Actual 2009-10	Actual 2010-11	CAO Recommended 2011-12	Adopted by the Board of Supervisors 2011-12
1	2	3	4	5
USE OF MONEY/PROPERTY	$ 4,198	$ 1,659	$ 4,766	$ 4,766
CHARGES FOR SERVICES	114,943	177,845		
TOTAL REVENUE	**$ 119,141**	**$ 179,504**	**$ 4,766**	**$ 4,766**
OTHER FINANCING USES	$ 163,300	$ 179,161	$ 150,000	$ 150,000
TOTAL EXPENDITURES/APPROPRIATIONS	**$ 163,300**	**$ 179,161**	**$ 150,000**	**$ 150,000**
NET COST	**$ (44,159)**	**$ 343**	**$ (145,234)**	**$ (145,234)**

State Controller Schedules County Budget Act January 2010	COUNTY OF KERN Detail of Financing Sources and Financing Uses Governmental Funds Fiscal Year 2011-12	Schedule 9

Budget Unit **2419-VEHICLE/APPARATUS TRUST**
Function **PUBLIC PROTECTION**
Activity **FIRE PROTECTION**

Detail by Revenue Category and Expenditure Object	Actual 2009-10	Actual 2010-11	CAO Recommended 2011-12	Adopted by the Board of Supervisors 2011-12
1	2	3	4	5
USE OF MONEY/PROPERTY	$ 6,971	$ 5,954	$ 16,624	$ 16,624
TOTAL REVENUE	**$ 6,971**	**$ 5,954**	**$ 16,624**	**$ 16,624**
OTHER FINANCING USES	$	$ 15,000	$	$
TOTAL EXPENDITURES/APPROPRIATIONS	**$**	**$ 15,000**	**$**	**$**
NET COST	**$ 6,971**	**$ (9,046)**	**$ 16,624**	**$ 16,624**

State Controller Schedules County Budget Act January 2010	COUNTY OF KERN Detail of Financing Sources and Financing Uses Governmental Funds Fiscal Year 2011-12	Schedule 9

Budget Unit **2420-FIREWORKS VIOLATIONS TRUST**
Function **PUBLIC PROTECTION**
Activity **FIRE PROTECTION**

Detail by Revenue Category and Expenditure Object	Actual 2009-10	Actual 2010-11	CAO Recommended 2011-12	Adopted by the Board of Supervisors 2011-12
1	2	3	4	5
FINES AND FORFEITURES	$ 25,877	$ 19,770	$ 25,000	$ 25,000
USE OF MONEY/PROPERTY	476	304	15	15
TOTAL REVENUE	**$ 26,353**	**$ 20,074**	**$ 25,015**	**$ 25,015**
OTHER FINANCING USES	$ 35,083	$ 24,824	$ 25,000	$ 25,000
TOTAL EXPENDITURES/APPROPRIATIONS	**$ 35,083**	**$ 24,824**	**$ 25,000**	**$ 25,000**
NET COST	**$ (8,730)**	**$ (4,750)**	**$ 15**	**$ 15**

State Controller Schedules County Budget Act January 2010	COUNTY OF KERN Detail of Financing Sources and Financing Uses Governmental Funds Fiscal Year 2011-12	Schedule 9

Budget Unit **2421-FIRE DEPT DONATIONS TRUST**
Function **PUBLIC PROTECTION**
Activity **FIRE PROTECTION**

Detail by Revenue Category and Expenditure Object	Actual 2009-10	Actual 2010-11	CAO Recommended 2011-12	Adopted by the Board of Supervisors 2011-12
1	2	3	4	5
USE OF MONEY/PROPERTY	$ 1,221	$ 772	$ 2,028	$ 2,028
MISCELLANEOUS	4,453	6,520		
TOTAL REVENUE	**$ 5,674**	**$ 7,292**	**$ 2,028**	**$ 2,028**

TOTAL EXPENDITURES/APPROPRIATIONS	**$**	**$**	**$**	**$**
NET COST	**$ 5,674**	**$ 7,292**	**$ 2,028**	**$ 2,028**

State Controller Schedules County Budget Act January 2010	COUNTY OF KERN Detail of Financing Sources and Financing Uses Governmental Funds Fiscal Year 2011-12	Schedule 9

Budget Unit **2422-STATE FIRE TRUST FUND**
Function **PUBLIC PROTECTION**
Activity **FIRE PROTECTION**

Detail by Revenue Category and Expenditure Object	Actual 2009-10	Actual 2010-11	CAO Recommended 2011-12	Adopted by the Board of Supervisors 2011-12
1	2	3	4	5
USE OF MONEY/PROPERTY	$ 36,424	$ 26,817	$ 93,016	$ 93,016
CHARGES FOR SERVICES	713,342	221,523		
OTHER FINANCING SOURCES	39,456			
TOTAL REVENUE	**$ 789,222**	**$ 248,340**	**$ 93,016**	**$ 93,016**
OTHER FINANCING USES	$	$	$ 200,000	$ 200,000
TOTAL EXPENDITURES/APPROPRIATIONS	**$**	**$**	**$ 200,000**	**$ 200,000**
NET COST	**$ 789,222**	**$ 248,340**	**$ (106,984)**	**$ (106,984)**

State Controller Schedules County Budget Act January 2010	COUNTY OF KERN Detail of Financing Sources and Financing Uses Governmental Funds Fiscal Year 2011-12	Schedule 9

Budget Unit **2423-FIRE-HAZARD REDUCTION**
Function **PUBLIC PROTECTION**
Activity **FIRE PROTECTION**

Detail by Revenue Category and Expenditure Object	Actual 2009-10	Actual 2010-11	CAO Recommended 2011-12	Adopted by the Board of Supervisors 2011-12
1	2	3	4	5
USE OF MONEY/PROPERTY	$ 2,482	$ 4,374	$ 15,720	$ 15,720
CHARGES FOR SERVICES	$ 414,901	$ 316,883	$	$
TOTAL REVENUE	**$ 417,383**	**$ 321,257**	**15,720**	**$ 15,720**
OTHER FINANCING USES	$	$	$ 500,000	$ 500,000
TOTAL EXPENDITURES/APPROPRIATIONS	**$**	**$**	**$ 500,000**	**$ 500,000**
NET COST	**$ 417,383**	**$ 321,257**	**$ (484,280)**	**$ (484,280)**

State Controller Schedules County Budget Act January 2010	COUNTY OF KERN Detail of Financing Sources and Financing Uses Governmental Funds Fiscal Year 2011-12	Schedule 9

Budget Unit **2425-FIRE-HELICOPTER OPERATIONS**
Function **PUBLIC PROTECTION**
Activity **FIRE PROTECTION**

Detail by Revenue Category and Expenditure Object	Actual 2009-10	Actual 2010-11	CAO Recommended 2011-12	Adopted by the Board of Supervisors 2011-12
1	2	3	4	5
USE OF MONEY/PROPERTY	$ 20,871	$ 8,611	$ 36,574	$ 36,574
CHARGES FOR SERVICES	314,905	1,230,750		
TOTAL REVENUE	**$ 335,776**	**$ 1,239,361**	**$ 36,574**	**$ 36,574**
TOTAL EXPENDITURES/APPROPRIATIONS	**$ 540,265**	**$ 745,000**	**$ 1,200,000**	**$ 1,200,000**
NET COST	**$ (204,489)**	**$ 494,361**	**$ (1,163,426)**	**$ (1,163,426)**

State Controller Schedules County Budget Act January 2010	COUNTY OF KERN Detail of Financing Sources and Financing Uses Governmental Funds Fiscal Year 2011-12	Schedule 9

Budget Unit **2426-MOBILE FIRE KITCHEN TRUST FUND**
Function **PUBLIC PROTECTION**
Activity **FIRE PROTECTION**

Detail by Revenue Category and Expenditure Object	Actual 2009-10	Actual 2010-11	CAO Recommended 2011-12	Adopted by the Board of Supervisors 2011-12
1	2	3	4	5
USE OF MONEY/PROPERTY	$ 107	$ 31	$ 87	$ 87
TOTAL REVENUE	**$ 107**	**$ 31**	**$ 87**	**$ 87**
TOTAL EXPENDITURES/APPROPRIATIONS	**$**	**$**	**$**	**$**
NET COST	**$ 107**	**$ 31**	**$ 87**	**$ 87**

State Controller Schedules County Budget Act January 2010	COUNTY OF KERN Detail of Financing Sources and Financing Uses Governmental Funds Fiscal Year 2011-12	Schedule 9

Budget Unit **2610-DEPT OF AG & MEASUR STANDARD**
Function **PUBLIC PROTECTION**
Activity **PROTECTIVE INSPECTION**

Detail by Revenue Category and Expenditure Object	Actual 2009-10	Actual 2010-11	CAO Recommended 2011-12	Adopted by the Board of Supervisors 2011-12
1	2	3	4	5
LICENSES AND PERMITS	$ 21,050	$ 23,525	$ 19,315	$ 19,315
FINES AND FORFEITURES	53,833	22,358	28,300	28,300
INTERGOVERNMENTAL	2,962,519	2,229,909	2,378,873	2,378,873
CHARGES FOR SERVICES	1,874,327	2,140,087	1,931,997	1,931,997
MISCELLANEOUS	3,412	1,081	10	10
TOTAL REVENUE	**$ 4,915,141**	**$ 4,416,960**	**$ 4,358,495**	**$ 4,358,495**
SALARIES & EMPLOYEE BENEFITS	$ 5,089,705	$ 5,373,437	$ 4,757,880	$ 4,757,880
SERVICES & SUPPLIES	880,542	825,786	943,170	943,170
OTHER CHARGES			155	155
CAPITAL ASSETS	21,001	60,622		
OTHER FINANCING USES			739,224	739,224
TOTAL EXPENDITURES/APPROPRIATIONS	**$ 5,991,248**	**$ 6,259,845**	**$ 6,440,429**	**$ 6,440,429**
NET COST	**$ (1,076,107)**	**$ (1,842,885)**	**$ (2,081,934)**	**$ (2,081,934)**

State Controller Schedules County Budget Act January 2010	COUNTY OF KERN Detail of Financing Sources and Financing Uses Governmental Funds Fiscal Year 2011-12	Schedule 9

Budget Unit **2620-CODE COMPLIANCE**
Function **PUBLIC PROTECTION**
Activity **PROTECTIVE INSPECTION**

Detail by Revenue Category and Expenditure Object	Actual 2009-10	Actual 2010-11	CAO Recommended 2011-12	Adopted by the Board of Supervisors 2011-12
1	2	3	4	5
FINES AND FORFEITURES	$ 10,875	$	$	$
CHARGES FOR SERVICES	370,014	374,699	465,020	465,020
MISCELLANEOUS	151	1,160	255	255
OTHER FINANCING SOURCES	86,749	33,939	200,000	200,000
TOTAL REVENUE	**$ 467,789**	**$ 409,798**	**$ 665,275**	**$ 665,275**
SALARIES & EMPLOYEE BENEFITS	$ 1,234,033	$ 764,067	$ 919,492	$ 919,492
SERVICES & SUPPLIES	409,445	375,239	627,731	635,191
OTHER CHARGES			22	22
OTHER FINANCING USES			127,084	127,084
TOTAL EXPENDITURES/APPROPRIATIONS	**$ 1,643,478**	**$ 1,139,306**	**$ 1,674,329**	**$ 1,681,789**
NET COST	**$ (1,175,689)**	**$ (729,508)**	**$ (1,009,054)**	**$ (1,016,514)**

State Controller Schedules County Budget Act January 2010	COUNTY OF KERN Detail of Financing Sources and Financing Uses Governmental Funds Fiscal Year 2011-12	Schedule 9

Budget Unit **2623-ABATEMENT COST**
Function **PUBLIC PROTECTION**
Activity **PROTECTIVE INSPECTION**

Detail by Revenue Category and Expenditure Object	Actual 2009-10	Actual 2010-11	CAO Recommended 2011-12	Adopted by the Board of Supervisors 2011-12
1	2	3	4	5
TAXES	$ 6,585	$	$	$
FINES AND FORFEITURES	182			
USE OF MONEY/PROPERTY	8			
CHARGES FOR SERVICES	(2)			
TOTAL REVENUE	**$ 6,773**	**$**	**$**	**$**
OTHER FINANCING USES	$ 149,187	$ 127,163	$ 200,000	$ 200,000
TOTAL EXPENDITURES/APPROPRIATIONS	**$ 149,187**	**$ 127,163**	**$ 200,000**	**$ 200,000**
NET COST	**$ (142,414)**	**$ (127,163)**	**$ (200,000)**	**$ (200,000)**

State Controller Schedules County Budget Act January 2010	COUNTY OF KERN Detail of Financing Sources and Financing Uses Governmental Funds Fiscal Year 2011-12	Schedule 9

Budget Unit **2625-BUILDING INSPECTION**
Function **PUBLIC PROTECTION**
Activity **PROTECTIVE INSPECTION**

Detail by Revenue Category and Expenditure Object	Actual 2009-10	Actual 2010-11	CAO Recommended 2011-12	Adopted by the Board of Supervisors 2011-12
1	2	3	4	5
LICENSES AND PERMITS	$ 3,088,021	$ 6,540,323	$ 3,004,000	$ 3,004,000
USE OF MONEY/PROPERTY	91,226	66,641	60,000	60,000
CHARGES FOR SERVICES		9,199		
MISCELLANEOUS	34,225	10,511	2,810	2,810
OTHER FINANCING SOURCES		1,795		
TOTAL REVENUE	**$ 3,213,472**	**$ 6,628,469**	**$ 3,066,810**	**$ 3,066,810**
APPROPRIATION FR CONTINGENCIES	$	$	$ 550,000	$ 550,000
SALARIES & EMPLOYEE BENEFITS	2,862,208	2,567,014	3,070,948	3,070,948
SERVICES & SUPPLIES	1,493,776	1,397,594	530,411	530,411
OTHER CHARGES	256,179	380,921	1,146,303	1,146,303
CAPITAL ASSETS	31,223			
TOTAL EXPENDITURES/APPROPRIATIONS	**$ 4,643,386**	**$ 4,345,529**	**$ 5,297,662**	**$ 5,297,662**
NET COST	**$ (1,429,914)**	**$ 2,282,940**	**$ (2,230,852)**	**$ (2,230,852)**

State Controller Schedules County Budget Act January 2010	COUNTY OF KERN Detail of Financing Sources and Financing Uses Governmental Funds Fiscal Year 2011-12	Schedule 9

Budget Unit **2626-STRONG MOT INSTRUMENTATION TR**
Function **PUBLIC PROTECTION**
Activity **PROTECTIVE INSPECTION**

Detail by Revenue Category and Expenditure Object	Actual 2009-10	Actual 2010-11	CAO Recommended 2011-12	Adopted by the Board of Supervisors 2011-12
1	2	3	4	5
LICENSES AND PERMITS	$ 60,866	$ 234,230	$ 220,790	$ 220,790
OTHER FINANCING SOURCES		25		
NON-REVENUE RECEIPTS	(22)			
TOTAL REVENUE	**$ 60,844**	**$ 234,255**	**$ 220,790**	**$ 220,790**
SERVICES & SUPPLIES	$ 24,001	$ 221,745	$ 226,000	$ 226,000
TOTAL EXPENDITURES/APPROPRIATIONS	**$ 24,001**	**$ 221,745**	**$ 226,000**	**$ 226,000**
NET COST	**$ 36,843**	**$ 12,510**	**$ (5,210)**	**$ (5,210)**

State Controller Schedules County Budget Act January 2010	COUNTY OF KERN Detail of Financing Sources and Financing Uses Governmental Funds Fiscal Year 2011-12	Schedule 9

Budget Unit **2700-RECORDER**
Function **PUBLIC PROTECTION**
Activity **OTHER PROTECTION**

Detail by Revenue Category and Expenditure Object	Actual 2009-10	Actual 2010-11	CAO Recommended 2011-12	Adopted by the Board of Supervisors 2011-12
1	2	3	4	5
LICENSES AND PERMITS	$	$	$ 3,900	$ 3,900
CHARGES FOR SERVICES			2,483,137	2,483,137
MISCELLANEOUS			701	701
OTHER FINANCING SOURCES			1,358,536	1,358,536
TOTAL REVENUE	**$**	**$**	**$ 3,846,274**	**$ 3,846,274**
SALARIES & EMPLOYEE BENEFITS	$	$	$ 2,042,497	$ 2,042,497
SERVICES & SUPPLIES			1,527,475	1,527,475
OTHER CHARGES			166,302	166,302
CAPITAL ASSETS			110,000	110,000
TOTAL EXPENDITURES/APPROPRIATIONS	**$**	**$**	**$ 3,846,274**	**$ 3,846,274**
NET COST	**$**	**$**	**$**	**$**

State Controller Schedules County Budget Act January 2010	COUNTY OF KERN Detail of Financing Sources and Financing Uses Governmental Funds Fiscal Year 2011-12	Schedule 9

Budget Unit **2705-RECORDER**
Function **PUBLIC PROTECTION**
Activity **OTHER PROTECTION**

Detail by Revenue Category and Expenditure Object	Actual 2009-10	Actual 2010-11	CAO Recommended 2011-12	Adopted by the Board of Supervisors 2011-12
1	2	3	4	5
LICENSES AND PERMITS	$ 3,772	$ 3,915	$	$
CHARGES FOR SERVICES	1,595,239	1,527,259		
MISCELLANEOUS	7,781	2,054		
OTHER FINANCING SOURCES	1,098,586	1,005,373		
TOTAL REVENUE	**$ 2,705,378**	**$ 2,538,601**	**$**	**$**
SALARIES & EMPLOYEE BENEFITS	$ 1,786,358	$ 1,699,527	$	$
SERVICES & SUPPLIES	819,241	857,465		
CAPITAL ASSETS		30,703		
TOTAL EXPENDITURES/APPROPRIATIONS	**$ 2,605,599**	**$ 2,587,695**	**$**	**$**
NET COST	**$ 99,779**	**$ (49,094)**	**$**	**$**

State Controller Schedules County Budget Act January 2010	COUNTY OF KERN Detail of Financing Sources and Financing Uses Governmental Funds Fiscal Year 2011-12	Schedule 9

Budget Unit **2706-RECORDERS FEE FUND**
Function **PUBLIC PROTECTION**
Activity **OTHER PROTECTION**

Detail by Revenue Category and Expenditure Object	Actual 2009-10	Actual 2010-11	CAO Recommended 2011-12	Adopted by the Board of Supervisors 2011-12
1	2	3	4	5
CHARGES FOR SERVICES	$ 622,698	$ 617,176	$ 624,680	$ 624,680
OTHER FINANCING SOURCES	169,036	25,024		
TOTAL REVENUE	**$ 791,734**	**$ 642,200**	**$ 624,680**	**$ 624,680**
OTHER FINANCING USES	$ 657,326	$ 599,336	$ 837,010	$ 837,010
TOTAL EXPENDITURES/APPROPRIATIONS	**$ 657,326**	**$ 599,336**	**$ 837,010**	**$ 837,010**
NET COST	**$ 134,408**	**$ 42,864**	**$ (212,330)**	**$ (212,330)**

State Controller Schedules County Budget Act January 2010	COUNTY OF KERN Detail of Financing Sources and Financing Uses Governmental Funds Fiscal Year 2011-12	Schedule 9

Budget Unit **2707-MICROGRAPHICS/RECORDER FUND**
Function **PUBLIC PROTECTION**
Activity **OTHER PROTECTION**

Detail by Revenue Category and Expenditure Object	Actual 2009-10	Actual 2010-11	CAO Recommended 2011-12	Adopted by the Board of Supervisors 2011-12
1	2	3	4	5
CHARGES FOR SERVICES	$ 181,399	$ 177,431	$ 180,169	$ 180,169
OTHER FINANCING SOURCES	27	24		
TOTAL REVENUE	**$ 181,426**	**$ 177,455**	**$ 180,169**	**$ 180,169**
OTHER FINANCING USES	$ 185,013	$ 132,031	$ 195,619	$ 195,619
TOTAL EXPENDITURES/APPROPRIATIONS	**$ 185,013**	**$ 132,031**	**$ 195,619**	**$ 195,619**
NET COST	**$ (3,587)**	**$ 45,424**	**$ (15,450)**	**$ (15,450)**

State Controller Schedules County Budget Act January 2010	COUNTY OF KERN Detail of Financing Sources and Financing Uses Governmental Funds Fiscal Year 2011-12	Schedule 9

Budget Unit **2708-RECORDER'S MODERNIZATION TRUST**
Function **PUBLIC PROTECTION**
Activity **OTHER PROTECTION**

Detail by Revenue Category and Expenditure Object	Actual 2009-10	Actual 2010-11	CAO Recommended 2011-12	Adopted by the Board of Supervisors 2011-12
1	2	3	4	5
USE OF MONEY/PROPERTY	$ 3,453	$ 2,863	$ 5,442	$ 5,442
CHARGES FOR SERVICES	181,449	177,450	183,195	183,195
OTHER FINANCING SOURCES	27	24		
TOTAL REVENUE	**$ 184,929**	**$ 180,337**	**$ 188,637**	**$ 188,637**
OTHER CHARGES	$ 101,397	$ 81,799	$ 108,000	$ 108,000
OTHER FINANCING USES	17,462	18,500	20,500	20,500
TOTAL EXPENDITURES/APPROPRIATIONS	**$ 118,859**	**$ 100,299**	**$ 128,500**	**$ 128,500**
NET COST	**$ 66,070**	**$ 80,038**	**$ 60,137**	**$ 60,137**

State Controller Schedules County Budget Act January 2010	COUNTY OF KERN Detail of Financing Sources and Financing Uses Governmental Funds Fiscal Year 2011-12	Schedule 9

Budget Unit **2709-RECORDERS SSN TRUNCATION**
Function **PUBLIC PROTECTION**
Activity **OTHER PROTECTION**

Detail by Revenue Category and Expenditure Object	Actual 2009-10	Actual 2010-11	CAO Recommended 2011-12	Adopted by the Board of Supervisors 2011-12
1	2	3	4	5
CHARGES FOR SERVICES	$ 181,475	$ 177,447	$ 180,183	$ 180,183
OTHER FINANCING SOURCES	27	24		
TOTAL REVENUE	**$ 181,502**	**$ 177,471**	**$ 180,183**	**$ 180,183**
OTHER FINANCING USES	$ 278,391	$ 128,965	$ 137,255	$ 137,255
TOTAL EXPENDITURES/APPROPRIATIONS	**$ 278,391**	**$ 128,965**	**$ 137,255**	**$ 137,255**
NET COST	**$ (96,889)**	**$ 48,506**	**$ 42,928**	**$ 42,928**

State Controller Schedules County Budget Act January 2010	COUNTY OF KERN Detail of Financing Sources and Financing Uses Governmental Funds Fiscal Year 2011-12	Schedule 9

Budget Unit **2730-RESOURCE MANAGEMENT AGENCY-ADM**
Function **PUBLIC PROTECTION**
Activity **OTHER PROTECTION**

Detail by Revenue Category and Expenditure Object	Actual 2009-10	Actual 2010-11	CAO Recommended 2011-12	Adopted by the Board of Supervisors 2011-12
1	2	3	4	5
CHARGES FOR SERVICES	$ 854,899	$ 714,542	$ 786,500	$ 786,500
MISCELLANEOUS	326	3,151	10,000	10,000
TOTAL REVENUE	**$ 855,225**	**$ 717,693**	**$ 796,500**	**$ 796,500**
SALARIES & EMPLOYEE BENEFITS	$ 1,579,650	$ 1,579,064	$ 1,690,699	$ 1,690,699
SERVICES & SUPPLIES	92,291	112,801	120,776	120,776
OTHER CHARGES	6,571	15,500	7,025	7,025
CAPITAL ASSETS			11,000	11,000
OTHER FINANCING USES			109,527	109,527
EXPENDITURE TRANSFERS & REIMBS	(215,114)	(396,231)	(295,000)	(295,000)
TOTAL EXPENDITURES/APPROPRIATIONS	**$ 1,463,398**	**$ 1,311,134**	**$ 1,644,027**	**$ 1,644,027**
NET COST	**$ (608,173)**	**$ (593,441)**	**$ (847,527)**	**$ (847,527)**

State Controller Schedules County Budget Act January 2010	COUNTY OF KERN Detail of Financing Sources and Financing Uses Governmental Funds Fiscal Year 2011-12	Schedule 9

Budget Unit **2740-WILDLIFE RESOURCES**
Function **PUBLIC PROTECTION**
Activity **OTHER PROTECTION**

Detail by Revenue Category and Expenditure Object	Actual 2009-10	Actual 2010-11	CAO Recommended 2011-12	Adopted by the Board of Supervisors 2011-12
1	2	3	4	5
FINES AND FORFEITURES	$ 4,468	$ 6,185	$ 6,400	$ 6,400
TOTAL REVENUE	**$ 4,468**	**$ 6,185**	**$ 6,400**	**$ 6,400**
SERVICES & SUPPLIES	$ 1,390	$ 1,609	$ 1,000	$ 1,000
OTHER CHARGES	21,887	6,800	9,000	9,000
TOTAL EXPENDITURES/APPROPRIATIONS	**$ 23,277**	**$ 8,409**	**$ 10,000**	**$ 10,000**
NET COST	**$ (18,809)**	**$ (2,224)**	**$ (3,600)**	**$ (3,600)**

State Controller Schedules County Budget Act January 2010	COUNTY OF KERN Detail of Financing Sources and Financing Uses Governmental Funds Fiscal Year 2011-12	Schedule 9

Budget Unit **2750-PLANNING**
Function **PUBLIC PROTECTION**
Activity **OTHER PROTECTION**

Detail by Revenue Category and Expenditure Object	Actual 2009-10	Actual 2010-11	CAO Recommended 2011-12	Adopted by the Board of Supervisors 2011-12
1	2	3	4	5
LICENSES AND PERMITS	$ 420,460	$ 408,279	$ 441,195	$ 441,195
FINES AND FORFEITURES	32,968	11,161	9,255	9,255
INTERGOVERNMENTAL			695,950	695,950
CHARGES FOR SERVICES	2,527,798	2,528,248	3,673,215	3,673,215
MISCELLANEOUS	39,808	20,593	21,150	21,150
OTHER FINANCING SOURCES	792,835	343,800	447,044	447,044
TOTAL REVENUE	**$ 3,813,869**	**$ 3,312,081**	**$ 5,287,809**	**$ 5,287,809**
SALARIES & EMPLOYEE BENEFITS	$ 3,533,027	$ 3,410,109	$ 2,995,331	$ 2,995,331
SERVICES & SUPPLIES	2,234,695	3,014,583	4,147,717	4,147,717
OTHER CHARGES		4,899	9,850	9,850
OTHER FINANCING USES			410,000	410,000
EXPENDITURE TRANSFERS & REIMBS	(3,300)	567		
TOTAL EXPENDITURES/APPROPRIATIONS	**$ 5,764,422**	**$ 6,430,158**	**$ 7,562,898**	**$ 7,562,898**
NET COST	**$ (1,950,553)**	**$ (3,118,077)**	**$ (2,275,089)**	**$ (2,275,089)**

State Controller Schedules County Budget Act January 2010	COUNTY OF KERN Detail of Financing Sources and Financing Uses Governmental Funds Fiscal Year 2011-12	Schedule 9

Budget Unit **2751-GENERAL PLAN ADMIN SURCHARGE**
Function **PUBLIC PROTECTION**
Activity **OTHER PROTECTION**

Detail by Revenue Category and Expenditure Object	Actual 2009-10	Actual 2010-11	CAO Recommended 2011-12	Adopted by the Board of Supervisors 2011-12
1	2	3	4	5
USE OF MONEY/PROPERTY	$ 20,405	$ 5,899	$ 6,000	$ 6,000
CHARGES FOR SERVICES	343,752	260,692	350,000	350,000
TOTAL REVENUE	**$ 364,157**	**$ 266,591**	**$ 356,000**	**$ 356,000**
8800 OTHER FINANCING USES				
8851 OPERATING TRANSFERS OUT	$ 803,395	$ 349,090	$ 285,021	$ 285,021
OTHER FINANCING USES	$ 803,395	$ 349,090	$ 285,021	$ 285,021
TOTAL EXPENDITURES/APPROPRIATIONS	**$ 803,395**	**$ 349,090**	**$ 285,021**	**$ 285,021**
NET COST	**$ (439,238)**	**$ (82,499)**	**$ 70,979**	**$ 70,979**

State Controller Schedules County Budget Act January 2010	COUNTY OF KERN Detail of Financing Sources and Financing Uses Governmental Funds Fiscal Year 2011-12	Schedule 9

Budget Unit **2760-ANIMAL CONTROL**
Function **PUBLIC PROTECTION**
Activity **OTHER PROTECTION**

Detail by Revenue Category and Expenditure Object	Actual 2009-10	Actual 2010-11	CAO Recommended 2011-12	Adopted by the Board of Supervisors 2011-12
1	2	3	4	5
LICENSES AND PERMITS	$ 472,012	$ 432,988	$ 460,000	$ 460,000
FINES AND FORFEITURES	320	1,139	1,500	1,500
INTERGOVERNMENTAL	993,242	884,410	891,267	891,267
CHARGES FOR SERVICES	677,692	746,744	741,719	741,719
MISCELLANEOUS	23,835	19,954	15,420	15,420
OTHER FINANCING SOURCES			44,332	44,332
TOTAL REVENUE	**$ 2,167,101**	**$ 2,085,235**	**$ 2,154,238**	**$ 2,154,238**
SALARIES & EMPLOYEE BENEFITS	$ 3,335,487	$ 3,417,018	$ 3,688,519	$ 3,688,519
SERVICES & SUPPLIES	1,556,127	1,592,916	1,521,293	1,521,293
TOTAL EXPENDITURES/APPROPRIATIONS	**$ 4,891,614**	**$ 5,009,934**	**$ 5,209,812**	**$ 5,209,812**
NET COST	**$ (2,724,513)**	**$ (2,924,699)**	**$ (3,055,574)**	**$ (3,055,574)**

State Controller Schedules County Budget Act January 2010	COUNTY OF KERN Detail of Financing Sources and Financing Uses Governmental Funds Fiscal Year 2011-12	Schedule 9

Budget Unit **2761-ANIMAL CARE DONATIONS TRUST**
Function **PUBLIC PROTECTION**
Activity **OTHER PROTECTION**

Detail by Revenue Category and Expenditure Object	Actual 2009-10	Actual 2010-11	CAO Recommended 2011-12	Adopted by the Board of Supervisors 2011-12
1	2	3	4	5
LICENSES AND PERMITS	$	$ (5)	$	$
USE OF MONEY/PROPERTY	325	322	300	300
MISCELLANEOUS	10,985	9,152	11,000	11,000
TOTAL REVENUE	**$ 11,310**	**$ 9,469**	**$ 11,300**	**$ 11,300**
OTHER FINANCING USES	$	$	$ 11,332	$ 11,332
TOTAL EXPENDITURES/APPROPRIATIONS	**$**	**$**	**$ 11,332**	**$ 11,332**
NET COST	**$ 11,310**	**$ 9,469**	**$ (32)**	**$ (32)**

State Controller Schedules County Budget Act January 2010	COUNTY OF KERN Detail of Financing Sources and Financing Uses Governmental Funds Fiscal Year 2011-12	Schedule 9

Budget Unit **2762-ANIMAL CARE TRUST FUND**
Function **PUBLIC PROTECTION**
Activity **OTHER PROTECTION**

Detail by Revenue Category and Expenditure Object	Actual 2009-10	Actual 2010-11	CAO Recommended 2011-12	Adopted by the Board of Supervisors 2011-12
1	2	3	4	5
USE OF MONEY/PROPERTY	$ 1,051	$ 651	$ 650	$ 650
TOTAL REVENUE	**$ 1,051**	**$ 651**	**$ 650**	**$ 650**
CAPITAL ASSETS	$	$	$	$
TOTAL EXPENDITURES/APPROPRIATIONS	**$**	**$**	**$**	**$**
NET COST	**$ 1,051**	**$ 651**	**$ 650**	**$ 650**

State Controller Schedules County Budget Act January 2010	COUNTY OF KERN Detail of Financing Sources and Financing Uses Governmental Funds Fiscal Year 2011-12	Schedule 9

Budget Unit **2764-STERILIZATION**
Function **PUBLIC PROTECTION**
Activity **OTHER PROTECTION**

Detail by Revenue Category and Expenditure Object	Actual 2009-10	Actual 2010-11	CAO Recommended 2011-12	Adopted by the Board of Supervisors 2011-12
1	2	3	4	5
LICENSES AND PERMITS	$	$ 19,861	$ 33,000	$ 33,000
TOTAL REVENUE	**$**	**$ 19,861**	**$ 33,000**	**$ 33,000**
OTHER FINANCING USES	$	$	$ 33,000	$ 33,000
TOTAL EXPENDITURES/APPROPRIATIONS	**$**	**$**	**$ 33,000**	**$ 33,000**
NET COST	**$**	**$ 19,861**	**$**	**$**

State Controller Schedules County Budget Act January 2010	COUNTY OF KERN Detail of Financing Sources and Financing Uses Governmental Funds Fiscal Year 2011-12	Schedule 9

Budget Unit **2780-RANGE IMPROVEMENT-PRED CONT 15**
Function **PUBLIC PROTECTION**
Activity **OTHER PROTECTION**

Detail by Revenue Category and Expenditure Object	Actual 2009-10	Actual 2010-11	CAO Recommended 2011-12	Adopted by the Board of Supervisors 2011-12
1	2	3	4	5
USE OF MONEY/PROPERTY	$ 851	$ 556	$ 1,013	$ 1,013
INTERGOVERNMENTAL	7,118	8,687	9,000	9,000
TOTAL REVENUE	**$ 7,969**	**$ 9,243**	**$ 10,013**	**$ 10,013**
SERVICES & SUPPLIES	$ 5,750	$ 5,750	$ 20,000	$ 20,000
OTHER CHARGES			5,750	5,750
TOTAL EXPENDITURES/APPROPRIATIONS	**$ 5,750**	**$ 5,750**	**$ 25,750**	**$ 25,750**
NET COST	**$ 2,219**	**$ 3,493**	**$ (15,737)**	**$ (15,737)**

State Controller Schedules County Budget Act January 2010	COUNTY OF KERN Detail of Financing Sources and Financing Uses Governmental Funds Fiscal Year 2011-12	Schedule 9

Budget Unit **2781-RANGE IMPROVEMENT-PRED CONT 3**
Function **PUBLIC PROTECTION**
Activity **OTHER PROTECTION**

Detail by Revenue Category and Expenditure Object	Actual 2009-10	Actual 2010-11	CAO Recommended 2011-12	Adopted by the Board of Supervisors 2011-12
1	2	3	4	5
USE OF MONEY/PROPERTY	$ 609	$ 370	$ 1,500	$ 1,500
INTERGOVERNMENTAL	974	613	1,000	1,000
TOTAL REVENUE	**$ 1,583**	**$ 983**	**$ 2,500**	**$ 2,500**
SERVICES & SUPPLIES	$ 2,000	$ 2,000	$ 35,041	$ 35,041
OTHER CHARGES			1,000	1,000
TOTAL EXPENDITURES/APPROPRIATIONS	**$ 2,000**	**$ 2,000**	**$ 36,041**	**$ 36,041**
NET COST	**$ (417)**	**$ (1,017)**	**$ (33,541)**	**$ (33,541)**

State Controller Schedules County Budget Act January 2010	COUNTY OF KERN Detail of Financing Sources and Financing Uses Governmental Funds Fiscal Year 2011-12	Schedule 9

Budget Unit **2785-GRAFFITI ABATEMENT**
Function **PUBLIC PROTECTION**
Activity **OTHER PROTECTION**

Detail by Revenue Category and Expenditure Object	Actual 2009-10	Actual 2010-11	CAO Recommended 2011-12	Adopted by the Board of Supervisors 2011-12
1	2	3	4	5
MISCELLANEOUS	$ 1,554	$	$	$
TOTAL REVENUE	**$ 1,554**	**$**	**$**	**$**
TOTAL EXPENDITURES/APPROPRIATIONS	**$**	**$**	**$**	**$**
NET COST	**$ 1,554**	**$**	**$**	**$**

THIS PAGE INTENTIONALLY LEFT BLANK

Function:

PUBLIC WAYS & FACILITIES

State Controller Schedules County Budget Act January 2010	COUNTY OF KERN Detail of Financing Sources and Financing Uses Governmental Funds Fiscal Year 2011-12	Schedule 9

Budget Unit **1955-SEVENTH STANDARD ROAD PROJ FND**
Function **PUBLIC WAYS & FACILITIES**
Activity **PUBLIC WAYS**

Detail by Revenue Category and Expenditure Object	Actual 2009-10	Actual 2010-11	CAO Recommended 2011-12	Adopted by the Board of Supervisors 2011-12
1	2	3	4	5
USE OF MONEY/PROPERTY	$ 78,791	$ 32,426	$ 20,000	$ 20,000
INTERGOVERNMENTAL	3,068,480	2,875,020		
MISCELLANEOUS	13,488	(597,466)		
TOTAL REVENUE	**$ 3,160,759**	**$ 2,309,980**	**$ 20,000**	**$ 20,000**
CAPITAL ASSETS	$ 5,552,532	$ 2,314,006	$	
TOTAL EXPENDITURES/APPROPRIATIONS	**$ 5,552,532**	**$ 2,314,006**	**$**	
NET COST	**$ (2,391,773)**	**$ (4,026)**	**$ 20,000**	**$ 20,000**

State Controller Schedules County Budget Act January 2010	COUNTY OF KERN Detail of Financing Sources and Financing Uses Governmental Funds Fiscal Year 2011-12	Schedule 9

Budget Unit **3000-ROADS DEPARTMENT**
Function **PUBLIC WAYS & FACILITIES**
Activity **PUBLIC WAYS**

Detail by Revenue Category and Expenditure Object	Actual 2009-10	Actual 2010-11	CAO Recommended 2011-12	Adopted by the Board of Supervisors 2011-12
1	2	3	4	5
TAXES	$	$ 1,274,186	$ 1,584,900	$ 1,584,900
USE OF MONEY/PROPERTY	256,091	324,374	310,000	310,000
INTERGOVERNMENTAL	42,763,835	29,529,107	27,358,153	27,358,153
CHARGES FOR SERVICES	4,644,736	4,988,494	3,824,633	3,824,633
MISCELLANEOUS	115,944	280,278	3,316,905	3,316,905
OTHER FINANCING SOURCES	11,808,963	14,040,395	10,993,203	10,993,203
TOTAL REVENUE	**$ 59,589,569**	**$ 50,436,834**	**$ 47,387,794**	**$ 47,387,794**
SALARIES & EMPLOYEE BENEFITS	$ 17,582,169	$ 18,488,000	$ 21,831,202	$ 21,831,202
SERVICES & SUPPLIES	32,684,729	30,455,604	43,496,482	43,496,482
OTHER CHARGES	522,249	903,271	2,121,974	2,121,974
CAPITAL ASSETS	574,766	1,571,976	2,000,000	2,000,000
TOTAL EXPENDITURES/APPROPRIATIONS	**$ 51,363,913**	**$ 51,418,851**	**$ 69,449,658**	**$ 69,449,658**
NET COST	**$ 8,225,656**	**$ (982,017)**	**$ (22,061,864)**	**$ (22,061,864)**

State Controller Schedules County Budget Act January 2010	COUNTY OF KERN Detail of Financing Sources and Financing Uses Governmental Funds Fiscal Year 2011-12	Schedule 9

Budget Unit **3001-CONTRIBUTION TO ROADS**
Function **PUBLIC WAYS & FACILITIES**
Activity **PUBLIC WAYS**

Detail by Revenue Category and Expenditure Object	Actual 2009-10	Actual 2010-11	CAO Recommended 2011-12	Adopted by the Board of Supervisors 2011-12
1	2	3	4	5
TOTAL REVENUE	**$**	**$**	**$**	**$**
OTHER FINANCING USES	$ 7,623,557	$ 5,969,277	$ 5,670,813	$ 5,670,813
TOTAL EXPENDITURES/APPROPRIATIONS	**$ 7,623,557**	**$ 5,969,277**	**$ 5,670,813**	**$ 5,670,813**
NET COST	**$ (7,623,557)**	**$ (5,969,277)**	**$ (5,670,813)**	**$ (5,670,813)**

State Controller Schedules County Budget Act January 2010	COUNTY OF KERN Detail of Financing Sources and Financing Uses Governmental Funds Fiscal Year 2011-12	Schedule 9

Budget Unit **3002-CORE AREA METRO BFLD IMP FEE**
Function **PUBLIC WAYS & FACILITIES**
Activity **PUBLIC WAYS**

Detail by Revenue Category and Expenditure Object	Actual 2009-10	Actual 2010-11	CAO Recommended 2011-12	Adopted by the Board of Supervisors 2011-12
1	2	3	4	5
LICENSES AND PERMITS	$ 371,825	$ 28,239	$ 36,529	$ 36,529
USE OF MONEY/PROPERTY	37,142	20,279	22,078	22,078
OTHER FINANCING SOURCES			115,000	115,000
TOTAL REVENUE	**$ 408,967**	**$ 48,518**	**$ 173,607**	**$ 173,607**
OTHER FINANCING USES	$	$	$ 500,000	$ 500,000
TOTAL EXPENDITURES/APPROPRIATIONS	**$**	**$**	**$ 500,000**	**$ 500,000**
NET COST	**$ 408,967**	**$ 48,518**	**$ (326,393)**	**$ (326,393)**

State Controller Schedules County Budget Act January 2010	COUNTY OF KERN Detail of Financing Sources and Financing Uses Governmental Funds Fiscal Year 2011-12	Schedule 9

Budget Unit **3003-METRO BFLD TRANSPORT IMP FEE**
Function **PUBLIC WAYS & FACILITIES**
Activity **PUBLIC WAYS**

Detail by Revenue Category and Expenditure Object	Actual 2009-10	Actual 2010-11	CAO Recommended 2011-12	Adopted by the Board of Supervisors 2011-12
1	2	3	4	5
LICENSES AND PERMITS	$ 1,215,155	$ 1,208,077	$ 1,241,602	$ 1,241,602
USE OF MONEY/PROPERTY	88,541	105,666	406,843	406,843
OTHER FINANCING SOURCES			115,000	115,000
NON-REVENUE RECEIPTS	(4,466)			
TOTAL REVENUE	**$ 1,299,230**	**$ 1,313,743**	**$ 1,763,445**	**$ 1,763,445**
OTHER FINANCING USES	$	$	$ 1,754,691	$ 1,754,691
TOTAL EXPENDITURES/APPROPRIATIONS	**$**	**$**	**$ 1,754,691**	**$ 1,754,691**
NET COST	**$ 1,299,230**	**$ 1,313,743**	**$ 8,754**	**$ 8,754**

State Controller Schedules County Budget Act January 2010	COUNTY OF KERN Detail of Financing Sources and Financing Uses Governmental Funds Fiscal Year 2011-12	Schedule 9

Budget Unit **3004-ROSAMOND TRANSPORT IMP FEE TRS**
Function **PUBLIC WAYS & FACILITIES**
Activity **PUBLIC WAYS**

Detail by Revenue Category and Expenditure Object	Actual 2009-10	Actual 2010-11	CAO Recommended 2011-12	Adopted by the Board of Supervisors 2011-12
1	2	3	4	5
LICENSES AND PERMITS	$ 162,282	$ 36,216	$ 39,732	$ 39,732
USE OF MONEY/PROPERTY	9,680	7,371	8,867	8,867
TOTAL REVENUE	**$ 171,962**	**$ 43,587**	**$ 48,599**	**$ 48,599**
OTHER FINANCING USES	$	$	$ 450,000	$ 450,000
TOTAL EXPENDITURES/APPROPRIATIONS	**$**	**$**	**$ 450,000**	**$ 450,000**
NET COST	**$ 171,962**	**$ 43,587**	**$ (401,401)**	**$ (401,401)**

State Controller Schedules County Budget Act January 2010	COUNTY OF KERN Detail of Financing Sources and Financing Uses Governmental Funds Fiscal Year 2011-12	Schedule 9

Budget Unit **3005-BAKERSFIELD MITIGATION FUNDS**
Function **PUBLIC WAYS & FACILITIES**
Activity **PUBLIC WAYS**

Detail by Revenue Category and Expenditure Object	Actual 2009-10	Actual 2010-11	CAO Recommended 2011-12	Adopted by the Board of Supervisors 2011-12
1	2	3	4	5
LICENSES AND PERMITS	$ 60,289	$ 32,615	$ 48,923	$ 48,923
USE OF MONEY/PROPERTY	16,344	7,138	7,774	7,774
TOTAL REVENUE	**$ 76,633**	**$ 39,753**	**$ 56,697**	**$ 56,697**
OTHER FINANCING USES	$ 221,663	$	$ 340,000	$ 340,000
TOTAL EXPENDITURES/APPROPRIATIONS	**$ 221,663**	**$**	**$ 340,000**	**$ 340,000**
NET COST	**$ (145,030)**	**$ 39,753**	**$ (283,303)**	**$ (283,303)**

State Controller Schedules County Budget Act January 2010	COUNTY OF KERN Detail of Financing Sources and Financing Uses Governmental Funds Fiscal Year 2011-12	Schedule 9

Budget Unit **3006-TEH TRANSP IMPACT FEE CORE**
Function **PUBLIC WAYS & FACILITIES**
Activity **PUBLIC WAYS**

Detail by Revenue Category and Expenditure Object	Actual 2009-10	Actual 2010-11	CAO Recommended 2011-12	Adopted by the Board of Supervisors 2011-12
1	2	3	4	5
USE OF MONEY/PROPERTY	$ 206	$ 128	$ 154	$ 154
TOTAL REVENUE	**$ 206**	**$ 128**	**$ 154**	**$ 154**
TOTAL EXPENDITURES/APPROPRIATIONS	**$**	**$**	**$**	**$**
NET COST	**$ 206**	**$ 128**	**$ 154**	**$ 154**

State Controller Schedules County Budget Act January 2010	COUNTY OF KERN Detail of Financing Sources and Financing Uses Governmental Funds Fiscal Year 2011-12	Schedule 9

Budget Unit **3007-TEH TRANSP IMPACT FEE NON-CORE**
Function **PUBLIC WAYS & FACILITIES**
Activity **PUBLIC WAYS**

Detail by Revenue Category and Expenditure Object	Actual 2009-10	Actual 2010-11	CAO Recommended 2011-12	Adopted by the Board of Supervisors 2011-12
1	2	3	4	5
LICENSES AND PERMITS	$ 102,281	$ 113,332	$ 134,207	$ 134,207
USE OF MONEY/PROPERTY	17,574	8,486	9,272	9,272
TOTAL REVENUE	**$ 119,855**	**$ 121,818**	**$ 143,479**	**$ 143,479**
OTHER FINANCING USES	$ 74,261	$ 78,000	$	
TOTAL EXPENDITURES/APPROPRIATIONS	**$ 74,261**	**$ 78,000**	**$**	
NET COST	**$ 45,594**	**$ 43,818**	**$ 143,479**	**$ 143,479**

State Controller Schedules County Budget Act January 2010	COUNTY OF KERN Detail of Financing Sources and Financing Uses Governmental Funds Fiscal Year 2011-12	Schedule 9

Budget Unit **3008-WHEELER RIDGE OVERPASS FUND**
Function **PUBLIC WAYS & FACILITIES**
Activity **PUBLIC WAYS**

Detail by Revenue Category and Expenditure Object	Actual 2009-10	Actual 2010-11	CAO Recommended 2011-12	Adopted by the Board of Supervisors 2011-12
1	2	3	4	5
USE OF MONEY/PROPERTY	$ 4,524	$ 2,100	$ 2,200	$ 2,200
INTERGOVERNMENTAL	1,391,887	1,804,255		
MISCELLANEOUS	590,000	-1,525,509		
TOTAL REVENUE	**$ 1,986,411**	**$ 280,846**	**$ 2,200**	**$ 2,200**
CAPITAL ASSETS	$ 2,996,553	$ 318,706	$	
TOTAL EXPENDITURES/APPROPRIATIONS	**$ 2,996,553**	**$ 318,706**	**$**	
NET COST	**$ (1,010,142)**	**$ (37,860)**	**$ 2,200**	**$ 2,200**

State Controller Schedules County Budget Act January 2010	COUNTY OF KERN Detail of Financing Sources and Financing Uses Governmental Funds Fiscal Year 2011-12	Schedule 9

Budget Unit **3009 - 7TH STANDARD WIDENING**
Function **PUBLIC WAYS & FACILITIES**
Activity **PUBLIC WAYS**

Detail by Revenue Category and Expenditure Object	Actual 2009-10	Actual 2010-11	CAO Recommended 2011-12	Adopted by the Board of Supervisors 2011-12
1	2	3	4	5
USE OF MONEY/PROPERTY	$ 14,416	$ 41,007	$ 24,000	$ 24,000
INTERGOVERNMENTAL	7,737,261	11,332,829		
MISCELLANEOUS	1,201,064	500		
OTHER FINANCING SOURCES	5,106,112	5,100,859		
TOTAL REVENUE	**$ 14,058,853**	**$ 16,475,195**	**$ 24,000**	**$ 24,000**
CAPITAL ASSETS	$ 17,423,223	$ 17,528,700	$	
TOTAL EXPENDITURES/APPROPRIATIONS	**$ 17,423,223**	**$ 17,528,700**	**$**	
NET COST	**$ (3,364,370)**	**$ (1,053,505)**	**$ 24,000**	**$ 24,000**

State Controller Schedules County Budget Act January 2010	COUNTY OF KERN Detail of Financing Sources and Financing Uses Governmental Funds Fiscal Year 2011-12	Schedule 9

Budget Unit **3010-LOCAL TRANSPORTATION PROJ**
Function **PUBLIC WAYS & FACILITIES**
Activity **PUBLIC WAYS**

Detail by Revenue Category and Expenditure Object	Actual 2009-10	Actual 2010-11	CAO Recommended 2011-12	Adopted by the Board of Supervisors 2011-12
1	2	3	4	5
USE OF MONEY/PROPERTY	$ 4,887	$	$	$
MISCELLANEOUS	5,064,481	8,133,309		
TOTAL REVENUE	**$ 5,069,368**	**$ 8,133,309**	**$**	**$**
CAPITAL ASSETS	$ 5,106,778	$ 8,795,015	$	$
TOTAL EXPENDITURES/APPROPRIATIONS	**$ 5,106,778**	**$ 8,795,015**	**$**	**$**
NET COST	**$ (37,410)**	**$ (661,706)**	**$**	**$**

State Controller Schedules County Budget Act January 2010	COUNTY OF KERN Detail of Financing Sources and Financing Uses Governmental Funds Fiscal Year 2011-12	Schedule 9

Budget Unit **3011-7TH STD ROAD WIDE-OP TRANS OUT**
Function **PUBLIC WAYS & FACILITIES**
Activity **PUBLIC WAYS**

Detail by Revenue Category and Expenditure Object	Actual 2009-10	Actual 2010-11	CAO Recommended 2011-12	Adopted by the Board of Supervisors 2011-12
1	2	3	4	5
MISCELLANEOUS	$ 5,106,112	$ 5,100,859	$	$
TOTAL REVENUE	**$ 5,106,112**	**$ 5,100,859**	**$**	**$**
OTHER FINANCING USES	$ 5,106,112	$ 5,100,859	$	$
TOTAL EXPENDITURES/APPROPRIATIONS	**$ 5,106,112**	**$ 5,100,859**	**$**	**$**
NET COST	**$**	**$**	**$**	**$**

State Controller Schedules County Budget Act January 2010	COUNTY OF KERN Detail of Financing Sources and Financing Uses Governmental Funds Fiscal Year 2011-12	Schedule 9

Budget Unit **3012-ARRA ROADS**
Function **PUBLIC WAYS & FACILITIES**
Activity **PUBLIC WAYS**

Detail by Revenue Category and Expenditure Object	Actual 2009-10	Actual 2010-11	CAO Recommended 2011-12	Adopted by the Board of Supervisors 2011-12
1	2	3	4	5
USE OF MONEY/PROPERTY	$	$ 2,793	$	$
INTERGOVERNMENTAL	2,979,061	7,177,254	2,137,162	2,137,162
TOTAL REVENUE	**$ 2,979,061**	**$ 7,180,047**	**$ 2,137,162**	**$ 2,137,162**
OTHER FINANCING USES	$ 2,979,061	$ 7,180,047	$ 2,137,162	$ 2,137,162
TOTAL EXPENDITURES/APPROPRIATIONS	**$ 2,979,061**	**$ 7,180,047**	**$ 2,137,162**	**$ 2,137,162**
NET COST	**$**	**$**	**$**	**$**

State Controller Schedules County Budget Act January 2010	COUNTY OF KERN Detail of Financing Sources and Financing Uses Governmental Funds Fiscal Year 2011-12	Schedule 9

Budget Unit **3013 - HAGEMAN ROAD SOG FUND**
Function **PUBLIC WAYS & FACILITIES**
Activity **PUBLIC WAYS**

Detail by Revenue Category and Expenditure Object	Actual 2009-10	Actual 2010-11	CAO Recommended 2011-12	Adopted by the Board of Supervisors 2011-12
1	2	3	4	5
USE OF MONEY/PROPERTY	$ 9,522	$ 26,453	$ 20,000	$ 20,000
INTERGOVERNMENTAL		1,571,934		
MISCELLANEOUS		2,915		
OTHER FINANCING SOURCES		10,397,597		
TOTAL REVENUE	**$ 9,522**	**$ 11,998,899**	**$ 20,000**	**$ 20,000**
CAPITAL ASSETS		14,612,535		
TOTAL EXPENDITURES/APPROPRIATIONS	**$**	**$ 14,612,535**	**$**	
NET COST	**$ 9,522**	**$ (2,613,636)**	**$ 20,000**	**$ 20,000**

State Controller Schedules County Budget Act January 2010	COUNTY OF KERN Detail of Financing Sources and Financing Uses Governmental Funds Fiscal Year 2011-12	Schedule 9

Budget Unit **3014 - HAGEMAN RD SOG-OP TRANS OUT**
Function **PUBLIC WAYS & FACILITIES**
Activity **PUBLIC WAYS**

Detail by Revenue Category and Expenditure Object	Actual 2009-10	Actual 2010-11	CAO Recommended 2011-12	Adopted by the Board of Supervisors 2011-12
1	2	3	4	5
MISCELLANEOUS	$	$ 10,397,597	$	$
TOTAL REVENUE	**$**	**$ 10,397,597**	**$**	**$**
OTHER FINANCING USES	$	$ 10,397,597	$	$
TOTAL EXPENDITURES/APPROPRIATIONS	**$**	**$ 10,397,597**	**$**	**$**
NET COST	**$**	**$**	**$**	**$**

State Controller Schedules County Budget Act January 2010	COUNTY OF KERN Detail of Financing Sources and Financing Uses Governmental Funds Fiscal Year 2011-12	Schedule 9

Budget Unit **3100 - OILDALE REVITALIZATION**
Function **PUBLIC WAYS & FACILITIES**
Activity **PUBLIC WAYS**

Detail by Revenue Category and Expenditure Object	Actual 2009-10	Actual 2010-11	CAO Recommended 2011-12	Adopted by the Board of Supervisors 2011-12
1	2	3	4	5
OTHER FINANCING SOURCES	$	$	$ 35,000	$ 35,000
TOTAL REVENUE	**$**	**$**	**$ 35,000**	**$ 35,000**
SERVICES & SUPPLIES	$	$	$ 35,000	$ 35,000
TOTAL EXPENDITURES/APPROPRIATIONS	**$**	**$**	**$ 35,000**	**$ 35,000**
NET COST	**$**	**$**	**$**	**$**

State Controller Schedules County Budget Act January 2010	COUNTY OF KERN Detail of Financing Sources and Financing Uses Governmental Funds Fiscal Year 2011-12	Schedule 9

Budget Unit **3201 - CONTRIBUTION TO AIRPORTS**
Function **PUBLIC WAYS & FACILITIES**
Activity **TRANSPORTATION TERMINALS**

Detail by Revenue Category and Expenditure Object	Actual 2009-10	Actual 2010-11	CAO Recommended 2011-12	Adopted by the Board of Supervisors 2011-12
1	2	3	4	5
TOTAL REVENUE	**$**	**$**		**$**
OTHER FINANCING USES	$	$	$ 191,750	$ 191,750
TOTAL EXPENDITURES/APPROPRIATIONS	**$**	**$**	**$ 191,750**	**$ 191,750**
NET COST	**$**	**$**	**$ (191,750)**	**$ (191,750)**

Function:

HEALTH & SANITATION

State Controller Schedules County Budget Act January 2010	COUNTY OF KERN Detail of Financing Sources and Financing Uses Governmental Funds Fiscal Year 2011-12	Schedule 9

Budget Unit **4110-DEPARTMENT OF PUBLIC HEALTH**
Function **HEALTH & SANITATION**
Activity **HEALTH**

Detail by Revenue Category and Expenditure Object	Actual 2009-10	Actual 2010-11	CAO Recommended 2011-12	Adopted by the Board of Supervisors 2011-12
1	2	3	4	5
INTERGOVERNMENTAL	$ 20,348,569	$ 18,038,730	$ 21,268,271	$ 21,268,271
CHARGES FOR SERVICES	2,860,090	2,977,444	3,848,987	3,848,987
MISCELLANEOUS	90,981	238,504	170,201	170,201
OTHER FINANCING SOURCES	2,936,753	1,486,971	1,478,338	1,478,338
NON-REVENUE RECEIPTS		30,000		
TOTAL REVENUE	**$ 26,236,393**	**$ 22,771,649**	**$ 26,765,797**	**$ 26,765,797**
SALARIES & EMPLOYEE BENEFITS	$ 27,042,190	$ 25,030,015	$ 25,903,852	$ 25,903,852
SERVICES & SUPPLIES	4,651,055	3,696,462	3,972,554	3,972,554
OTHER CHARGES	529,723	1,037,471	1,823,118	1,823,118
CAPITAL ASSETS	129,009	32,065	40,000	40,000
EXPENDITURE TRANSFERS & REIMBS	(368,689)	(534,062)	(299,759)	(299,759)
TOTAL EXPENDITURES/APPROPRIATIONS	**$ 31,983,288**	**$ 29,261,951**	**$ 31,439,765**	**$ 31,439,765**
NET COST	**$ (5,746,895)**	**$ (6,490,302)**	**$ (4,673,968)**	**$ (4,673,968)**

State Controller Schedules County Budget Act January 2010	COUNTY OF KERN Detail of Financing Sources and Financing Uses Governmental Funds Fiscal Year 2011-12	Schedule 9

Budget Unit **4111-PUBLIC HEALTH MISCELLANEOUS TR**
Function **HEALTH & SANITATION**
Activity **HEALTH**

Detail by Revenue Category and Expenditure Object	Actual 2009-10	Actual 2010-11	CAO Recommended 2011-12	Adopted by the Board of Supervisors 2011-12
1	2	3	4	5
INTERGOVERNMENTAL	$ 29,055	$ 6,000	$ 6,000	$ 6,000
CHARGES FOR SERVICES	32,331	141,356	2,366	2,366
MISCELLANEOUS	26,402	820		
TOTAL REVENUE	**$ 87,788**	**$ 148,176**	**$ 8,366**	**$ 8,366**
OTHER FINANCING USES	$ 87,787	$ 74,437	$ 74,975	$ 74,975
TOTAL EXPENDITURES/APPROPRIATIONS	**$ 87,787**	**$ 74,437**	**$ 74,975**	**$ 74,975**
NET COST	**$ 1**	**$ 73,739**	**$ (66,609)**	**$ (66,609)**

State Controller Schedules County Budget Act January 2010	COUNTY OF KERN Detail of Financing Sources and Financing Uses Governmental Funds Fiscal Year 2011-12	Schedule 9

Budget Unit **4112-HEALTH-FAX DEATH CERTIFICATES**
Function **HEALTH & SANITATION**
Activity **HEALTH**

Detail by Revenue Category and Expenditure Object	Actual 2009-10	Actual 2010-11	CAO Recommended 2011-12	Adopted by the Board of Supervisors 2011-12
1	2	3	4	5
USE OF MONEY/PROPERTY	$ 5,529	$ 1,577	$	$
TOTAL REVENUE	**$ 5,529**	**$ 1,577**	**$**	**$**
OTHER FINANCING USES	$ 5,529	$ 1,578	$	$
TOTAL EXPENDITURES/APPROPRIATIONS	**$ 5,529**	**$ 1,578**	**$**	**$**
NET COST	**$**	**$ (1)**	**$**	**$**

State Controller Schedules County Budget Act January 2010	COUNTY OF KERN Detail of Financing Sources and Financing Uses Governmental Funds Fiscal Year 2011-12	Schedule 9

Budget Unit **4113-ENVIRONMENT HEALTH**
Function **HEALTH & SANITATION**
Activity **HEALTH**

Detail by Revenue Category and Expenditure Object	Actual 2009-10	Actual 2010-11	CAO Recommended 2011-12	Adopted by the Board of Supervisors 2011-12
1	2	3	4	5
LICENSES AND PERMITS	$ 2,640,719	$ 2,811,540	$ 2,747,515	$ 2,747,515
FINES AND FORFEITURES	(7,898)	20,072	15,000	15,000
INTERGOVERNMENTAL	1	129,745	138,196	138,196
CHARGES FOR SERVICES	3,277,497	3,159,328	3,176,409	3,176,409
MISCELLANEOUS	15,042	7,530	12,083	12,083
OTHER FINANCING SOURCES	10,763	472,998	1,171,918	1,171,918
TOTAL REVENUE	**$ 5,936,124**	**$ 6,601,213**	**$ 7,261,121**	**$ 7,261,121**
SALARIES & EMPLOYEE BENEFITS	$ 5,121,644	$ 5,442,505	$ 6,249,833	$ 6,249,833
SERVICES & SUPPLIES	906,498	1,051,919	1,188,288	1,188,288
CAPITAL ASSETS		43,300	170,000	170,000
EXPENDITURE TRANSFERS & REIMBS	(2,240)	(440)		
TOTAL EXPENDITURES/APPROPRIATIONS	**$ 6,025,902**	**$ 6,537,284**	**$ 7,608,121**	**$ 7,608,121**
NET COST	**$ (89,778)**	**$ 63,929**	**$ (347,000)**	**$ (347,000)**

State Controller Schedules County Budget Act January 2010	COUNTY OF KERN Detail of Financing Sources and Financing Uses Governmental Funds Fiscal Year 2011-12	Schedule 9

Budget Unit **4114-HEALTH-LOCAL OPTION TRUST**
Function **HEALTH & SANITATION**
Activity **HEALTH**

Detail by Revenue Category and Expenditure Object	Actual 2009-10	Actual 2010-11	CAO Recommended 2011-12	Adopted by the Board of Supervisors 2011-12
1	2	3	4	5
USE OF MONEY/PROPERTY	$ 600	$ 333	$ 500	$ 500
TOTAL REVENUE	**$ 600**	**$ 333**	**$ 500**	**$ 500**
OTHER FINANCING USES	$ 10,763	$	$	
TOTAL EXPENDITURES/APPROPRIATIONS	**$ 10,763**	**$**	**$**	
NET COST	**$ (10,163)**	**$ 333**	**$ 500**	**$ 500**

State Controller Schedules County Budget Act January 2010	COUNTY OF KERN Detail of Financing Sources and Financing Uses Governmental Funds Fiscal Year 2011-12	Schedule 9

Budget Unit **4115-HLTH-STATE L.U.S.T. PROG TRUST**
Function **HEALTH & SANITATION**
Activity **HEALTH**

Detail by Revenue Category and Expenditure Object	Actual 2009-10	Actual 2010-11	CAO Recommended 2011-12	Adopted by the Board of Supervisors 2011-12
1	2	3	4	5
CHARGES FOR SERVICES	$ 40,171	$ 51,673	$	$
TOTAL REVENUE	**$ 40,171**	**$ 51,673**	**$**	**$**
TOTAL EXPENDITURES/APPROPRIATIONS	**$**	**$**	**$**	**$**
NET COST	**$ 40,171**	**$ 51,673**	**$**	**$**

State Controller Schedules County Budget Act January 2010	COUNTY OF KERN Detail of Financing Sources and Financing Uses Governmental Funds Fiscal Year 2011-12	Schedule 9

Budget Unit **4116-RMA-HAZARDOUS WASTE SETTLEMNTS**
Function **HEALTH & SANITATION**
Activity **HEALTH**

Detail by Revenue Category and Expenditure Object	Actual 2009-10	Actual 2010-11	CAO Recommended 2011-12	Adopted by the Board of Supervisors 2011-12
1	2	3	4	5
FINES AND FORFEITURES	$ 170,497	$ 80,889	$ 50,000	$ 50,000
CHARGES FOR SERVICES	167			
TOTAL REVENUE	**$ 170,664**	**$ 80,889**	**$ 50,000**	**$ 50,000**
OTHER FINANCING USES	$	$ 104,100	$ 348,638	$ 348,638
TOTAL EXPENDITURES/APPROPRIATIONS	**$**	**$ 104,100**	**$ 348,638**	**$ 348,638**
NET COST	**$ 170,664**	**$ (23,211)**	**$ (298,638)**	**$ (298,638)**

State Controller Schedules County Budget Act January 2010	COUNTY OF KERN Detail of Financing Sources and Financing Uses Governmental Funds Fiscal Year 2011-12	Schedule 9

Budget Unit **4117-SOLID WASTE ENFORCEMENT TRUST**
Function **HEALTH & SANITATION**
Activity **HEALTH**

Detail by Revenue Category and Expenditure Object	Actual 2009-10	Actual 2010-11	CAO Recommended 2011-12	Adopted by the Board of Supervisors 2011-12
1	2	3	4	5
INTERGOVERNMENTAL	$	$ 134,450	$	$
CHARGES FOR SERVICES	230,106	136,638	300,000	300,000
TOTAL REVENUE	**$ 230,106**	**$ 271,088**	**$ 300,000**	**$ 300,000**
OTHER FINANCING USES	$	$ 200,000	$ 493,280	$ 493,280
TOTAL EXPENDITURES/APPROPRIATIONS	**$**	**$ 200,000**	**$ 493,280**	**$ 493,280**
NET COST	**$ 230,106**	**$ 71,088**	**$ (193,280)**	**$ (193,280)**

State Controller Schedules County Budget Act January 2010	COUNTY OF KERN Detail of Financing Sources and Financing Uses Governmental Funds Fiscal Year 2011-12	Schedule 9

Budget Unit **4118-VITAL & HEALTH STAT-CO. CLERK**
Function **HEALTH & SANITATION**
Activity **HEALTH**

Detail by Revenue Category and Expenditure Object	Actual 2009-10	Actual 2010-11	CAO Recommended 2011-12	Adopted by the Board of Supervisors 2011-12
1	2	3	4	5
CHARGES FOR SERVICES	$ 1,417	$ 1,803	$ 1,300	$ 1,300
TOTAL REVENUE	**$ 1,417**	**$ 1,803**	**$ 1,300**	**$ 1,300**
OTHER FINANCING USES	$ 1,200	$ 1,200	$ 1,716	$ 1,716
TOTAL EXPENDITURES/APPROPRIATIONS	**$ 1,200**	**$ 1,200**	**$ 1,716**	**$ 1,716**
NET COST	**$ 217**	**$ 603**	**$ (416)**	**$ (416)**

State Controller Schedules County Budget Act January 2010	COUNTY OF KERN Detail of Financing Sources and Financing Uses Governmental Funds Fiscal Year 2011-12	Schedule 9

Budget Unit **4119-VITAL & HEALTH STAT-RECORDER**
Function **HEALTH & SANITATION**
Activity **HEALTH**

Detail by Revenue Category and Expenditure Object	Actual 2009-10	Actual 2010-11	CAO Recommended 2011-12	Adopted by the Board of Supervisors 2011-12
1	2	3	4	5
CHARGES FOR SERVICES	$ 92,089	$ 86,414	$ 85,597	$ 85,597
TOTAL REVENUE	**$ 92,089**	**$ 86,414**	**$ 85,597**	**$ 85,597**
OTHER FINANCING USES	$ 104,255	$ 126,408	$ 167,702	$ 167,702
TOTAL EXPENDITURES/APPROPRIATIONS	**$ 104,255**	**$ 126,408**	**$ 167,702**	**$ 167,702**
NET COST	**$ (12,166)**	**$ (39,994)**	**$ (82,105)**	**$ (82,105)**

State Controller Schedules County Budget Act January 2010	COUNTY OF KERN Detail of Financing Sources and Financing Uses Governmental Funds Fiscal Year 2011-12	Schedule 9

Budget Unit **4120-MENTAL HEALTH**
Function **HEALTH & SANITATION**
Activity **HEALTH**

Detail by Revenue Category and Expenditure Object	Actual 2009-10	Actual 2010-11	CAO Recommended 2011-12	Adopted by the Board of Supervisors 2011-12
1	2	3	4	5
USE OF MONEY/PROPERTY	$ 155,381	$ 91,304	$ 126,000	$ 126,000
INTERGOVERNMENTAL	27,291,775	22,847,374	21,534,242	21,534,242
CHARGES FOR SERVICES	25,051,133	24,375,191	27,838,437	27,838,437
MISCELLANEOUS	121,079	242,392	194,246	194,246
OTHER FINANCING SOURCES	40,289,112	41,377,580	48,301,349	48,301,349
TOTAL REVENUE	**$ 92,908,480**	**$ 88,933,841**	**$ 97,994,274**	**$ 97,994,274**
SALARIES & EMPLOYEE BENEFITS	$ 42,215,068	$ 41,775,187	$ 46,505,651	$ 46,505,651
SERVICES & SUPPLIES	34,539,936	34,365,878	40,426,449	40,426,449
OTHER CHARGES	9,622,183	11,211,386	13,740,317	13,740,317
CAPITAL ASSETS	42,799	6,724		
TOTAL EXPENDITURES/APPROPRIATIONS	**$ 86,419,986**	**$ 87,359,175**	**$ 100,672,417**	**$ 100,672,417**
NET COST	**$ 6,488,494**	**$ 1,574,666**	**$ (2,678,143)**	**$ (2,678,143)**

State Controller Schedules County Budget Act January 2010	COUNTY OF KERN Detail of Financing Sources and Financing Uses Governmental Funds Fiscal Year 2011-12	Schedule 9

Budget Unit **4121 - APPROP FOR CONT-MENTAL HEALTH**
Function **HEALTH & SANITATION**
Activity **HEALTH**

Detail by Revenue Category and Expenditure Object	Actual 2009-10	Actual 2010-11	CAO Recommended 2011-12	Adopted by the Board of Supervisors 2011-12
1	2	3	4	5
TOTAL REVENUE	**$**	**$**		**$**
APPROPRIATION FR CONTINGENCIES	$	$	$ 2,950,478	$ 2,950,478
TOTAL EXPENDITURES/APPROPRIATIONS	**$**	**$**	**$ 2,950,478**	**$ 2,950,478**
NET COST	**$**	**$**	**$ (2,950,478)**	**$ (2,950,478)**

State Controller Schedules County Budget Act January 2010	COUNTY OF KERN Detail of Financing Sources and Financing Uses Governmental Funds Fiscal Year 2011-12	Schedule 9

Budget Unit **4123-M.H.-SUBSTANCE ABUSE PROGRAM**
Function **HEALTH & SANITATION**
Activity **HEALTH**

Detail by Revenue Category and Expenditure Object	Actual 2009-10	Actual 2010-11	CAO Recommended 2011-12	Adopted by the Board of Supervisors 2011-12
1	2	3	4	5
INTERGOVERNMENTAL	$ 7,602,964	$ 6,494,657	$ 8,104,004	$ 8,104,004
CHARGES FOR SERVICES	2,035,744	3,422,174	4,541,298	4,541,298
MISCELLANEOUS	26,329	5,446	9,999	9,999
OTHER FINANCING SOURCES	1,469,041	609,830	609,822	609,822
TOTAL REVENUE	**$ 11,134,078**	**$ 10,532,107**	**$ 13,265,123**	**$ 13,265,123**
SALARIES & EMPLOYEE BENEFITS	$ 4,818,738	$ 3,956,698	$ 4,353,284	$ 4,353,284
SERVICES & SUPPLIES	6,306,813	6,720,886	8,579,815	8,579,815
OTHER CHARGES	571,373	197,159	332,024	332,024
TOTAL EXPENDITURES/APPROPRIATIONS	**$ 11,696,924**	**$ 10,874,743**	**$ 13,265,123**	**$ 13,265,123**
NET COST	**$ (562,846)**	**$ (342,636)**	**$ $**	

State Controller Schedules County Budget Act January 2010	COUNTY OF KERN Detail of Financing Sources and Financing Uses Governmental Funds Fiscal Year 2011-12	Schedule 9

Budget Unit **4124-ALCOHOLISM PROGRAM**
Function **HEALTH & SANITATION**
Activity **HEALTH**

Detail by Revenue Category and Expenditure Object	Actual 2009-10	Actual 2010-11	CAO Recommended 2011-12	Adopted by the Board of Supervisors 2011-12
1	2	3	4	5
FINES AND FORFEITURES	$ 111,064	$ 120,939	$ 100,000	$ 100,000
USE OF MONEY/PROPERTY	4,772	1,897	5,000	5,000
TOTAL REVENUE	**$ 115,836**	**$ 122,836**	**$ 105,000**	**$ 105,000**
OTHER FINANCING USES	$ 191,880	$ 191,800	$ 191,800	$ 191,800
TOTAL EXPENDITURES/APPROPRIATIONS	**$ 191,880**	**$ 191,800**	**$ 191,800**	**$ 191,800**
NET COST	**$ (76,044)**	**$ (68,964)**	**$ (86,800)**	**$ (86,800)**

State Controller Schedules County Budget Act January 2010	COUNTY OF KERN Detail of Financing Sources and Financing Uses Governmental Funds Fiscal Year 2011-12	Schedule 9

Budget Unit **4125-ALCOHOL ABUSE EDUCATION/PREV**
Function **HEALTH & SANITATION**
Activity **HEALTH**

Detail by Revenue Category and Expenditure Object	Actual 2009-10	Actual 2010-11	CAO Recommended 2011-12	Adopted by the Board of Supervisors 2011-12
1	2	3	4	5
FINES AND FORFEITURES	$ 98,068	$ 105,183	$ 78,000	$ 78,000
USE OF MONEY/PROPERTY	312	296		
TOTAL REVENUE	**$ 98,380**	**$ 105,479**	**$ 78,000**	**$ 78,000**
OTHER FINANCING USES	$ 78,000	$ 78,000	$ 78,000	$ 78,000
TOTAL EXPENDITURES/APPROPRIATIONS	**$ 78,000**	**$ 78,000**	**$ 78,000**	**$ 78,000**
NET COST	**$ 20,380**	**$ 27,479**	**$**	

State Controller Schedules County Budget Act January 2010	COUNTY OF KERN Detail of Financing Sources and Financing Uses Governmental Funds Fiscal Year 2011-12	Schedule 9

Budget Unit **4126-DRUG PROGRAM**
Function **HEALTH & SANITATION**
Activity **HEALTH**

Detail by Revenue Category and Expenditure Object	Actual 2009-10	Actual 2010-11	CAO Recommended 2011-12	Adopted by the Board of Supervisors 2011-12
1	2	3	4	5
FINES AND FORFEITURES	$ 30,071	$ 22,833	$ 22,000	$ 22,000
USE OF MONEY/PROPERTY	5,449	3,425		
TOTAL REVENUE	**$ 35,520**	**$ 26,258**	**$ 22,000**	**$ 22,000**
OTHER FINANCING USES	$ 22,000	$ 22,000	$ 22,000	$ 22,000
TOTAL EXPENDITURES/APPROPRIATIONS	**$ 22,000**	**$ 22,000**	**$ 22,000**	**$ 22,000**
NET COST	**$ 13,520**	**$ 4,258**	**$**	

State Controller Schedules County Budget Act January 2010	COUNTY OF KERN Detail of Financing Sources and Financing Uses Governmental Funds Fiscal Year 2011-12	Schedule 9

Budget Unit **4127-CONTRIBUTION FOR MENTAL HEALTH**
Function **HEALTH & SANITATION**
Activity **HEALTH**

Detail by Revenue Category and Expenditure Object	Actual 2009-10	Actual 2010-11	CAO Recommended 2011-12	Adopted by the Board of Supervisors 2011-12
1	2	3	4	5
INTERGOVERNMENTAL	$ 20,891,753	$ 20,500,000	$ 21,116,583	$ 21,116,583
TOTAL REVENUE	**$ 20,891,753**	**$ 20,500,000**	**$ 21,116,583**	**$ 21,116,583**
OTHER FINANCING USES	$ 21,992,741	$ 21,589,147	$ 22,205,730	$ 22,205,730
TOTAL EXPENDITURES/APPROPRIATIONS	**$ 21,992,741**	**$ 21,589,147**	**$ 22,205,730**	**$ 22,205,730**
NET COST	**$ (1,100,988)**	**$ (1,089,147)**	**$ (1,089,147)**	**$ (1,089,147)**

State Controller Schedules County Budget Act January 2010	COUNTY OF KERN Detail of Financing Sources and Financing Uses Governmental Funds Fiscal Year 2011-12	Schedule 9

Budget Unit **4128-MH-PROP 36 SUB A & CRIME PREV**
Function **HEALTH & SANITATION**
Activity **HEALTH**

Detail by Revenue Category and Expenditure Object	Actual 2009-10	Actual 2010-11	CAO Recommended 2011-12	Adopted by the Board of Supervisors 2011-12
1	2	3	4	5
USE OF MONEY/PROPERTY	$ 2,850	$	$	$
INTERGOVERNMENTAL	31,819			
CHARGES FOR SERVICES	436			
TOTAL REVENUE	**$ 35,105**	**$**	**$**	**$**
OTHER FINANCING USES	$ 853,627	$	$	$
TOTAL EXPENDITURES/APPROPRIATIONS	**$ 853,627**	**$**	**$**	**$**
NET COST	**$ (818,522)**	**$**	**$**	**$**

State Controller Schedules County Budget Act January 2010	COUNTY OF KERN Detail of Financing Sources and Financing Uses Governmental Funds Fiscal Year 2011-12	Schedule 9

Budget Unit **4129-KCIRT TRUST FUND**
Function **HEALTH & SANITATION**
Activity **HEALTH**

Detail by Revenue Category and Expenditure Object	Actual 2009-10	Actual 2010-11	CAO Recommended 2011-12	Adopted by the Board of Supervisors 2011-12
1	2	3	4	5
USE OF MONEY/PROPERTY	$ 54	$ 22	$	$
MISCELLANEOUS			500	500
TOTAL REVENUE	**$ 54**	**$ 22**	**$ 500**	**$ 500**
OTHER FINANCING USES	$	$ 2,000	$ 500	$ 500
TOTAL EXPENDITURES/APPROPRIATIONS	**$**	**$ 2,000**	**$ 500**	**$ 500**
NET COST	**$ 54**	**$ (1,978)**	**$**	

State Controller Schedules County Budget Act January 2010	COUNTY OF KERN Detail of Financing Sources and Financing Uses Governmental Funds Fiscal Year 2011-12	Schedule 9

Budget Unit **4130-MENTAL HEALTH SERVICES ACT**
Function **HEALTH & SANITATION**
Activity **HEALTH**

Detail by Revenue Category and Expenditure Object	Actual 2009-10	Actual 2010-11	CAO Recommended 2011-12	Adopted by the Board of Supervisors 2011-12
1	2	3	4	5
USE OF MONEY/PROPERTY	$ 207,041	$ 193,047	$ 200,000	$ 200,000
INTERGOVERNMENTAL	21,457,594	41,500,962	18,713,781	18,713,781
TOTAL REVENUE	**$ 21,664,635**	**$ 41,694,009**	**$ 18,913,781**	**$ 18,913,781**
OTHER FINANCING USES	$ 18,626,667	$ 20,074,555	$ 23,904,833	$ 23,904,833
TOTAL EXPENDITURES/APPROPRIATIONS	**$ 18,626,667**	**$ 20,074,555**	**$ 23,904,833**	**$ 23,904,833**
NET COST	**$ 3,037,968**	**$ 21,619,454**	**$ (4,991,052)**	**$ (4,991,052)**

State Controller Schedules County Budget Act January 2010	COUNTY OF KERN Detail of Financing Sources and Financing Uses Governmental Funds Fiscal Year 2011-12	Schedule 9

Budget Unit **4131-MHSA PRUDENT RESERVE**
Function **HEALTH & SANITATION**
Activity **HEALTH**

Detail by Revenue Category and Expenditure Object	Actual 2009-10	Actual 2010-11	CAO Recommended 2011-12	Adopted by the Board of Supervisors 2011-12
1	2	3	4	5
USE OF MONEY/PROPERTY	$ 108,159	$ 84,948	$ 50,000	$ 50,000
INTERGOVERNMENTAL	7,757,551			
TOTAL REVENUE	**$ 7,865,710**	**$ 84,948**	**$ 50,000**	**$ 50,000**
OTHER FINANCING USES	$	$	$ 2,500,000	$ 2,500,000
TOTAL EXPENDITURES/APPROPRIATIONS	**$**	**$**	**$ 2,500,000**	**$ 2,500,000**
NET COST	**$ 7,865,710**	**$ 84,948**	**$ (2,450,000)**	**$ (2,450,000)**

State Controller Schedules County Budget Act January 2010	COUNTY OF KERN Detail of Financing Sources and Financing Uses Governmental Funds Fiscal Year 2011-12	Schedule 9

Budget Unit **4132-H1N1 PUB HLTH EMERG RESPONSE**
Function **HEALTH & SANITATION**
Activity **HEALTH**

Detail by Revenue Category and Expenditure Object	Actual 2009-10	Actual 2010-11	CAO Recommended 2011-12	Adopted by the Board of Supervisors 2011-12
1	2	3	4	5
USE OF MONEY/PROPERTY	$ 891	$ 2,006	$ 100	$ 100
INTERGOVERNMENTAL	1,460,719	258,070	5,347	5,347
TOTAL REVENUE	**$ 1,461,610**	**$ 260,076**	**$ 5,447**	**$ 5,447**
OTHER FINANCING USES	$ 1,886,610	$ 257,179	$ 5,447	$ 5,447
TOTAL EXPENDITURES/APPROPRIATIONS	**$ 1,886,610**	**$ 257,179**	**$ 5,447**	**$ 5,447**
NET COST	**$ (425,000)**	**$ 2,897**	**$**	

State Controller Schedules County Budget Act January 2010	COUNTY OF KERN Detail of Financing Sources and Financing Uses Governmental Funds Fiscal Year 2011-12	Schedule 9

Budget Unit **4133-SOLID WASTE - LEA GRANT**
Function **HEALTH & SANITATION**
Activity **HEALTH**

Detail by Revenue Category and Expenditure Object	Actual 2009-10	Actual 2010-11	CAO Recommended 2011-12	Adopted by the Board of Supervisors 2011-12
1	2	3	4	5
USE OF MONEY/PROPERTY	$	$ 29	$ 500	$ 500
INTERGOVERNMENTAL		29,756	30,000	30,000
TOTAL REVENUE	**$**	**$ 29,785**	**$ 30,500**	**$ 30,500**
OTHER FINANCING USES	$	$	$ 30,000	$ 30,000
TOTAL EXPENDITURES/APPROPRIATIONS	**$**	**$**	**$ 30,000**	**$ 30,000**
NET COST	**$**	**$ 29,785**	**$ 500**	**$ 500**

State Controller Schedules County Budget Act January 2010	COUNTY OF KERN Detail of Financing Sources and Financing Uses Governmental Funds Fiscal Year 2011-12	Schedule 9

Budget Unit **4136-HEALTH-MAA/TCM TRUST**
Function **HEALTH & SANITATION**
Activity **HEALTH**

Detail by Revenue Category and Expenditure Object	Actual 2009-10	Actual 2010-11	CAO Recommended 2011-12	Adopted by the Board of Supervisors 2011-12
1	2	3	4	5
USE OF MONEY/PROPERTY	$	$ 97	$ 40	$ 40
INTERGOVERNMENTAL		111,219	99,955	99,955
TOTAL REVENUE	**$**	**$ 111,316**	**$ 99,995**	**$ 99,995**
OTHER FINANCING USES	$	2	$ 42,336	$ 100,000	$ 100,000
TOTAL EXPENDITURES/APPROPRIATIONS	**$**	**2**	**$ 42,336**	**$ 100,000**	**$ 100,000**
NET COST	**$**	**(2)**	**$ 68,980**	**$ (5)**	**$ (5)**

State Controller Schedules County Budget Act January 2010	COUNTY OF KERN Detail of Financing Sources and Financing Uses Governmental Funds Fiscal Year 2011-12	Schedule 9

Budget Unit **4137-CHILD RESTRAINT LOANER PRG**
Function **HEALTH & SANITATION**
Activity **HEALTH**

Detail by Revenue Category and Expenditure Object	Actual 2009-10	Actual 2010-11	CAO Recommended 2011-12	Adopted by the Board of Supervisors 2011-12
1	2	3	4	5
CHARGES FOR SERVICES	$ 25,087	$ 122,736	$ 62,579	$ 62,579
TOTAL REVENUE	**$ 25,087**	**$ 122,736**	**$ 62,579**	**$ 62,579**
OTHER FINANCING USES	$ 94,372	$ 6,887	$ 4,940	$ 4,940
TOTAL EXPENDITURES/APPROPRIATIONS	**$ 94,372**	**$ 6,887**	**$ 4,940**	**$ 4,940**
NET COST	**$ (69,285)**	**$ 115,849**	**$ 57,639**	**$ 57,639**

State Controller Schedules County Budget Act January 2010	COUNTY OF KERN Detail of Financing Sources and Financing Uses Governmental Funds Fiscal Year 2011-12	Schedule 9

Budget Unit **4138-HEALTH-NNFP TRUST**
Function **HEALTH & SANITATION**
Activity **HEALTH**

Detail by Revenue Category and Expenditure Object	Actual 2009-10	Actual 2010-11	CAO Recommended 2011-12	Adopted by the Board of Supervisors 2011-12
1	2	3	4	5
USE OF MONEY/PROPERTY	$ 2,290	$ 8,246	$ 1,125	$ 1,125
CHARGES FOR SERVICES	100,000	200,000	98,875	98,875
TOTAL REVENUE	**$ 102,290**	**$ 208,246**	**$ 100,000**	**$ 100,000**
OTHER FINANCING USES	$ 102,289	$ 106,898	$ 100,000	$ 100,000
TOTAL EXPENDITURES/APPROPRIATIONS	**$ 102,289**	**$ 106,898**	**$ 100,000**	**$ 100,000**
NET COST	**$ 1**	**$ 101,348**	**$**	

State Controller Schedules County Budget Act January 2010	COUNTY OF KERN Detail of Financing Sources and Financing Uses Governmental Funds Fiscal Year 2011-12	Schedule 9

Budget Unit **4139-HEALTH-BIO TERRORISM GRANT**
Function **HEALTH & SANITATION**
Activity **HEALTH**

Detail by Revenue Category and Expenditure Object	Actual 2009-10	Actual 2010-11	CAO Recommended 2011-12	Adopted by the Board of Supervisors 2011-12
1	2	3	4	5
USE OF MONEY/PROPERTY	$ 21,934	$ 19,529	$	$
INTERGOVERNMENTAL	953,631	1,211,939	685,749	685,749
TOTAL REVENUE	**$ 975,565**	**$ 1,231,468**	**$ 685,749**	**$ 685,749**
OTHER FINANCING USES	$ 1,035,703	$ 911,512	$ 685,749	$ 685,749
TOTAL EXPENDITURES/APPROPRIATIONS	**$ 1,035,703**	**$ 911,512**	**$ 685,749**	**$ 685,749**
NET COST	**$ (60,138)**	**$ 319,956**	**$**	

State Controller Schedules County Budget Act January 2010	COUNTY OF KERN Detail of Financing Sources and Financing Uses Governmental Funds Fiscal Year 2011-12	Schedule 9

Budget Unit **4140-TOBACCO EDUCATION CONTROL PROG**
Function **HEALTH & SANITATION**
Activity **HEALTH**

Detail by Revenue Category and Expenditure Object	Actual 2009-10	Actual 2010-11	CAO Recommended 2011-12	Adopted by the Board of Supervisors 2011-12
1	2	3	4	5
USE OF MONEY/PROPERTY	$	$ 1,958	$ 3,500	$ 3,500
INTERGOVERNMENTAL	184,109	226,583	300,000	300,000
TOTAL REVENUE	**$ 184,109**	**$ 228,541**	**$ 303,500**	**$ 303,500**
OTHER FINANCING USES	$ 184,109	$ 195,540	$ 300,000	$ 300,000
TOTAL EXPENDITURES/APPROPRIATIONS	**$ 184,109**	**$ 195,540**	**$ 300,000**	**$ 300,000**
NET COST	**$**	**$ 33,001**	**$ 3,500**	**$ 3,500**

State Controller Schedules County Budget Act January 2010	COUNTY OF KERN Detail of Financing Sources and Financing Uses Governmental Funds Fiscal Year 2011-12	Schedule 9

Budget Unit **4141-VITAL & HEALTH STAT-HEALTH DPT**
Function **HEALTH & SANITATION**
Activity **HEALTH**

Detail by Revenue Category and Expenditure Object	Actual 2009-10	Actual 2010-11	CAO Recommended 2011-12	Adopted by the Board of Supervisors 2011-12
1	2	3	4	5
MISCELLANEOUS	$ 54,752	$ 134,889	$ 59,482	$ 59,482
NON-REVENUE RECEIPTS		(2)		
TOTAL REVENUE	**$ 54,752**	**$ 134,887**	**$ 59,482**	**$ 59,482**
OTHER FINANCING USES	$ 55,000	$ 59,500	$ 59,482	$ 59,482
TOTAL EXPENDITURES/APPROPRIATIONS	**$ 55,000**	**$ 59,500**	**$ 59,482**	**$ 59,482**
NET COST	**$ (248)**	**$ 75,387**	**$**	

State Controller Schedules County Budget Act January 2010	COUNTY OF KERN Detail of Financing Sources and Financing Uses Governmental Funds Fiscal Year 2011-12	Schedule 9

Budget Unit **4200-EMERGENCY MEDICAL SERVICES**
Function **HEALTH & SANITATION**
Activity **HOSPITAL CARE**

Detail by Revenue Category and Expenditure Object	Actual 2009-10	Actual 2010-11	CAO Recommended 2011-12	Adopted by the Board of Supervisors 2011-12
1	2	3	4	5
LICENSES AND PERMITS	$ 151,675	$ 143,048	$ 144,673	$ 144,673
INTERGOVERNMENTAL	375,400	363,363	126,490	126,490
CHARGES FOR SERVICES	154,619	169,600	134,004	134,004
MISCELLANEOUS	716	470	560	560
OTHER FINANCING SOURCES	330,938	360,251	432,799	432,799
TOTAL REVENUE	**$ 1,013,348**	**$ 1,036,732**	**$ 838,526**	**$ 838,526**
SALARIES & EMPLOYEE BENEFITS	$ 893,363	$ 801,434	$ 824,499	$ 824,499
SERVICES & SUPPLIES	217,141	289,698	247,553	247,553
OTHER FINANCING USES			261,061	261,061
EXPENDITURE TRANSFERS & REIMBS			(175,034)	(175,034)
TOTAL EXPENDITURES/APPROPRIATIONS	**$ 1,110,504**	**$ 1,091,132**	**$ 1,158,079**	**$ 1,158,079**
NET COST	**$ (97,156)**	**$ (54,400)**	**$ (319,553)**	**$ (319,553)**

State Controller Schedules County Budget Act January 2010	COUNTY OF KERN Detail of Financing Sources and Financing Uses Governmental Funds Fiscal Year 2011-12	Schedule 9

Budget Unit **4201-EMERGENCY MEDICAL PAYMENTS**
Function **HEALTH & SANITATION**
Activity **HOSPITAL CARE**

Detail by Revenue Category and Expenditure Object	Actual 2009-10	Actual 2010-11	CAO Recommended 2011-12	Adopted by the Board of Supervisors 2011-12
1	2	3	4	5
FINES AND FORFEITURES	$ 1,876,693	$ 2,093,862	$ 1,956,426	$ 1,956,426
USE OF MONEY/PROPERTY	7,911	6,288	11,000	11,000
INTERGOVERNMENTAL	315,921	415		
MISCELLANEOUS	11,195	1,092		
NON-REVENUE RECEIPTS		29		
TOTAL REVENUE	**$ 2,211,720**	**$ 2,101,686**	**$ 1,967,426**	**$ 1,967,426**
SERVICES & SUPPLIES	$ 1,668,981	$ 1,152,016	$ 1,502,327	$ 1,502,327
OTHER FINANCING USES	391,235	392,403	465,099	465,099
TOTAL EXPENDITURES/APPROPRIATIONS	**$ 2,060,216**	**$ 1,544,419**	**$ 1,967,426**	**$ 1,967,426**
NET COST	**$ 151,504**	**$ 557,267**	**$**	

State Controller Schedules County Budget Act January 2010	COUNTY OF KERN Detail of Financing Sources and Financing Uses Governmental Funds Fiscal Year 2011-12	Schedule 9

Budget Unit **4202-KMC ENTERPRISE FUND-CO CONTRI**
Function **HEALTH & SANITATION**
Activity **HOSPITAL CARE**

Detail by Revenue Category and Expenditure Object	Actual 2009-10	Actual 2010-11	CAO Recommended 2011-12	Adopted by the Board of Supervisors 2011-12
1	2	3	4	5
INTERGOVERNMENTAL	$ 15,170,363	$ 14,383,490	$ 14,736,459	$ 14,736,459
CHARGES FOR SERVICES	388,999	710,767		
TOTAL REVENUE	**$ 15,559,362**	**$ 15,094,257**	**$ 14,736,459**	**$ 14,736,459**
OTHER FINANCING USES	$ 32,607,363	$ 34,820,490	$ 34,016,459	$ 34,016,459
TOTAL EXPENDITURES/APPROPRIATIONS	**$ 32,607,363**	**$ 34,820,490**	**$ 34,016,459**	**$ 34,016,459**
NET COST	**$ (17,048,001)**	**$ (19,726,233)**	**$ (19,280,000)**	**$ (19,280,000)**

State Controller Schedules County Budget Act January 2010	COUNTY OF KERN Detail of Financing Sources and Financing Uses Governmental Funds Fiscal Year 2011-12	Schedule 9

Budget Unit **4203-AMBULANCE SERVICE PAYMENTS**
Function **HEALTH & SANITATION**
Activity **HOSPITAL CARE**

Detail by Revenue Category and Expenditure Object	Actual 2009-10	Actual 2010-11	CAO Recommended 2011-12	Adopted by the Board of Supervisors 2011-12
1	2	3	4	5
OTHER FINANCING SOURCES	$ 71,000	$ 34,538	$ 35,000	$ 35,000
TOTAL REVENUE	**$ 71,000**	**$ 34,538**	**$ 35,000**	**$ 35,000**
OTHER FINANCING USES	$ 323,537	$ 34,538	$ 35,000	$ 35,000
TOTAL EXPENDITURES/APPROPRIATIONS	**$ 323,537**	**$ 34,538**	**$ 35,000**	**$ 35,000**
NET COST	**$ (252,537)**	**$**	**$**	

State Controller Schedules County Budget Act January 2010	COUNTY OF KERN Detail of Financing Sources and Financing Uses Governmental Funds Fiscal Year 2011-12	Schedule 9

Budget Unit **4204-HOSPT PREPAREDNESS PRGM GRANT**
Function **HEALTH & SANITATION**
Activity **HEALTH**

Detail by Revenue Category and Expenditure Object	Actual 2009-10	Actual 2010-11	CAO Recommended 2011-12	Adopted by the Board of Supervisors 2011-12
1	2	3	4	5
USE OF MONEY/PROPERTY	$ 279	$ 386	$ 500	$ 500
INTERGOVERNMENTAL	(3,642)	(14,934)	447,245	447,245
TOTAL REVENUE	**$ (3,363)**	**$ (14,548)**	**$ 447,745**	**$ 447,745**
OTHER FINANCING USES	$	$	$ 447,745	$ 447,745
TOTAL EXPENDITURES/APPROPRIATIONS	**$**	**$**	**$ 447,745**	**$ 447,745**
NET COST	**$ (3,363)**	**$ (14,548)**	**$**	

State Controller Schedules County Budget Act January 2010	COUNTY OF KERN Detail of Financing Sources and Financing Uses Governmental Funds Fiscal Year 2011-12	Schedule 9

Budget Unit **4205-EMS WEEK - DONATIONS TRUST**
Function **HEALTH & SANITATION**
Activity **HOSPITAL CARE**

Detail by Revenue Category and Expenditure Object	Actual 2009-10	Actual 2010-11	CAO Recommended 2011-12	Adopted by the Board of Supervisors 2011-12
1	2	3	4	5
USE OF MONEY/PROPERTY	$ 422	$ 255	$ 410	$ 410
MISCELLANEOUS	(250)		500	500
TOTAL REVENUE	**$ 172**	**$ 255**	**$ 910**	**$ 910**
OTHER FINANCING USES	$	$ 126	$ 500	$ 500
TOTAL EXPENDITURES/APPROPRIATIONS	**$**	**$ 126**	**$ 500**	**$ 500**
NET COST	**$ 172**	**$ 129**	**$ 410**	**$ 410**

State Controller Schedules County Budget Act January 2010	COUNTY OF KERN Detail of Financing Sources and Financing Uses Governmental Funds Fiscal Year 2011-12	Schedule 9

Budget Unit **4300-CALIFORNIA CHILDREN SERVICES**
Function **HEALTH & SANITATION**
Activity **CALIFORNIA CHILDREN SERVICES**

Detail by Revenue Category and Expenditure Object	Actual 2009-10	Actual 2010-11	CAO Recommended 2011-12	Adopted by the Board of Supervisors 2011-12
1	2	3	4	5
INTERGOVERNMENTAL	$ 4,862,082	$ 5,990,347	$ 7,248,471	$ 7,248,471
CHARGES FOR SERVICES	126,621	129,965	123,918	123,918
MISCELLANEOUS	3,694	91,395	25,000	25,000
TOTAL REVENUE	**$ 4,992,397**	**$ 6,211,707**	**$ 7,397,389**	**$ 7,397,389**
SALARIES & EMPLOYEE BENEFITS	$ 5,342,748	$ 5,306,054	$ 6,590,435	$ 6,590,435
SERVICES & SUPPLIES	1,521,231	2,038,359	1,230,566	1,230,566
OTHER CHARGES	4,668	4,615	4,615	4,615
TOTAL EXPENDITURES/APPROPRIATIONS	**$ 6,868,647**	**$ 7,349,028**	**$ 7,825,616**	**$ 7,825,616**
NET COST	**$ (1,876,250)**	**$ (1,137,321)**	**$ (428,227)**	**$ (428,227)**

Function:

PUBLIC ASSISTANCE

State Controller Schedules County Budget Act January 2010	COUNTY OF KERN Detail of Financing Sources and Financing Uses Governmental Funds Fiscal Year 2011-12	Schedule 9

Budget Unit **5120-DEPT HUMAN SERVICES-ADM**
Function **PUBLIC ASSISTANCE**
Activity **ADMINISTRATION**

Detail by Revenue Category and Expenditure Object	Actual 2009-10	Actual 2010-11	CAO Recommended 2011-12	Adopted by the Board of Supervisors 2011-12
1	2	3	4	5
USE OF MONEY/PROPERTY	$ 150,397	$ 135,952	$ 150,346	$ 150,346
INTERGOVERNMENTAL	162,643,844	129,627,641	148,454,843	148,454,843
CHARGES FOR SERVICES	217,150	195,434	182,913	182,913
MISCELLANEOUS	96,543	149,500	141,474	141,474
OTHER FINANCING SOURCES	18,402,091	17,782,673	13,799,480	13,799,480
TOTAL REVENUE	**$ 181,510,025**	**$ 147,891,200**	**$ 162,729,056**	**$ 162,729,056**
SALARIES & EMPLOYEE BENEFITS	$ 120,649,968	$ 110,722,625	$ 118,156,555	$ 118,156,555
SERVICES & SUPPLIES	46,469,590	41,409,892	36,251,867	36,251,867
OTHER CHARGES	3,068,734	2,411,885	13,093,621	13,093,621
CAPITAL ASSETS			287,495	287,495
TOTAL EXPENDITURES/APPROPRIATIONS	**$ 170,188,292**	**$ 154,544,402**	**$ 167,789,538**	**$ 167,789,538**
NET COST	**$ 11,321,733**	**$ (6,653,202)**	**$ (5,060,482)**	**$ (5,060,482)**

State Controller Schedules County Budget Act January 2010	COUNTY OF KERN Detail of Financing Sources and Financing Uses Governmental Funds Fiscal Year 2011-12	Schedule 9

Budget Unit **5121-CONTRIBUTION FOR HUMAN SERVICES**
Function **PUBLIC ASSISTANCE**
Activity **ADMINISTRATION**

Detail by Revenue Category and Expenditure Object	Actual 2009-10	Actual 2010-11	CAO Recommended 2011-12	Adopted by the Board of Supervisors 2011-12
1	2	3	4	5
INTERGOVERNMENTAL	$ 17,272,266	$ 16,163,508	$ 16,546,315	$ 16,546,315
TOTAL REVENUE	**$ 17,272,266**	**$ 16,163,508**	**$ 16,546,315**	**$ 16,546,315**
OTHER FINANCING USES	$ 42,343,861	$ 52,225,689	$ 33,846,810	$ 33,846,810
TOTAL EXPENDITURES/APPROPRIATIONS	**$ 42,343,861**	**$ 52,225,689**	**$ 33,846,810**	**$ 33,846,810**
NET COST	**$ (25,071,595)**	**$ (36,062,181)**	**$ (17,300,495)**	**$ (17,300,495)**

State Controller Schedules County Budget Act January 2010	COUNTY OF KERN Detail of Financing Sources and Financing Uses Governmental Funds Fiscal Year 2011-12	Schedule 9

Budget Unit **5122-WRAPAROUND SAVINGS TRUST FUND**
Function **PUBLIC ASSISTANCE**
Activity **ADMINISTRATION**

Detail by Revenue Category and Expenditure Object	Actual 2009-10	Actual 2010-11	CAO Recommended 2011-12	Adopted by the Board of Supervisors 2011-12
1	2	3	4	5
INTERGOVERNMENTAL	$	$ 227,331	$	$
MISCELLANEOUS			3,000,000	3,000,000
OTHER FINANCING SOURCES	1,704,096	1,914,109	1,751,448	1,751,448
TOTAL REVENUE	**$ 1,704,096**	**$ 2,141,440**	**$ 4,751,448**	**$ 4,751,448**
SERVICES & SUPPLIES	$	$	$ 3,000,000	$ 3,000,000
OTHER FINANCING USES	2,250,294	1,550,258	543,822	543,822
TOTAL EXPENDITURES/APPROPRIATIONS	**$ 2,250,294**	**$ 1,550,258**	**$ 3,543,822**	**$ 3,543,822**
NET COST	**$ (546,198)**	**$ 591,182**	**$ 1,207,626**	**$ 1,207,626**

State Controller Schedules County Budget Act January 2010	COUNTY OF KERN Detail of Financing Sources and Financing Uses Governmental Funds Fiscal Year 2011-12	Schedule 9

Budget Unit **5123-KERN CO CHILDREN'S TRUST FUND**
Function **PUBLIC ASSISTANCE**
Activity **ADMINISTRATION**

Detail by Revenue Category and Expenditure Object	Actual 2009-10	Actual 2010-11	CAO Recommended 2011-12	Adopted by the Board of Supervisors 2011-12
1	2	3	4	5
USE OF MONEY/PROPERTY	$ 6,979	$ 5,539	$ 8,192	$ 8,192
INTERGOVERNMENTAL	97,940	43,974	43,974	43,974
CHARGES FOR SERVICES	190,357	181,564	183,190	183,190
TOTAL REVENUE	**$ 295,276**	**$ 231,077**	**$ 235,356**	**$ 235,356**
SERVICES & SUPPLIES	$ 324,082	$ 187,520	$ 588,067	$ 588,067
TOTAL EXPENDITURES/APPROPRIATIONS	**$ 324,082**	**$ 187,520**	**$ 588,067**	**$ 588,067**
NET COST	**$ (28,806)**	**$ 43,557**	**$ (352,711)**	**$ (352,711)**

State Controller Schedules County Budget Act January 2010	COUNTY OF KERN Detail of Financing Sources and Financing Uses Governmental Funds Fiscal Year 2011-12	Schedule 9

Budget Unit **5124-SHELTER CARE**
Function **PUBLIC ASSISTANCE**
Activity **ADMINISTRATION**

Detail by Revenue Category and Expenditure Object	Actual 2009-10	Actual 2010-11	CAO Recommended 2011-12	Adopted by the Board of Supervisors 2011-12
1	2	3	4	5
MISCELLANEOUS	$ 11,045	$ 13,798	$ 12,000	$ 12,000
TOTAL REVENUE	**$ 11,045**	**$ 13,798**	**$ 12,000**	**$ 12,000**
SERVICES & SUPPLIES	$ 6,283	$ 5,514	$ 100,000	$ 100,000
TOTAL EXPENDITURES/APPROPRIATIONS	**$ 6,283**	**$ 5,514**	**$ 100,000**	**$ 100,000**
NET COST	**$ 4,762**	**$ 8,284**	**$ (88,000)**	**$ (88,000)**

State Controller Schedules County Budget Act January 2010	COUNTY OF KERN Detail of Financing Sources and Financing Uses Governmental Funds Fiscal Year 2011-12	Schedule 9

Budget Unit **5220-HUMAN SERVICES-DIRECT FIN AID**
Function **PUBLIC ASSISTANCE**
Activity **DIRECT FINANCIAL AID**

Detail by Revenue Category and Expenditure Object	Actual 2009-10	Actual 2010-11	CAO Recommended 2011-12	Adopted by the Board of Supervisors 2011-12
1	2	3	4	5
INTERGOVERNMENTAL	$ 175,817,130	$ 180,226,824	$ 190,890,491	$ 190,890,491
MISCELLANEOUS	2,565,416	3,883,778	2,020,823	2,020,823
OTHER FINANCING SOURCES	26,192,062	35,993,275	20,591,152	20,591,152
TOTAL REVENUE	**$ 204,574,608**	**$ 220,103,877**	**$ 213,502,466**	**$ 213,502,466**
OTHER CHARGES	$ 196,277,767	$ 208,495,984	$ 221,427,063	$ 221,427,063
OTHER FINANCING USES	1,704,095	1,914,109	1,751,448	1,751,448
TOTAL EXPENDITURES/APPROPRIATIONS	**$ 197,981,862**	**$ 210,410,093**	**$ 223,178,511**	**$ 223,178,511**
NET COST	**$ 6,592,746**	**$ 9,693,784**	**$ (9,676,045)**	**$ (9,676,045)**

State Controller Schedules County Budget Act January 2010	COUNTY OF KERN Detail of Financing Sources and Financing Uses Governmental Funds Fiscal Year 2011-12	Schedule 9

Budget Unit **5510-VETERANS SERVICE**
Function **PUBLIC ASSISTANCE**
Activity **VETERANS SERVICES**

Detail by Revenue Category and Expenditure Object	Actual 2009-10	Actual 2010-11	CAO Recommended 2011-12	Adopted by the Board of Supervisors 2011-12
1	2	3	4	5
INTERGOVERNMENTAL	$ 115,489	$ 105,257	$ 113,801	$ 113,801
TOTAL REVENUE	**$ 115,489**	**$ 105,257**	**$ 113,801**	**$ 113,801**
SALARIES & EMPLOYEE BENEFITS	$ 735,799	$ 682,216	$ 709,679	$ 709,679
SERVICES & SUPPLIES	65,047	42,659	51,852	51,852
OTHER CHARGES			15	15
OTHER FINANCING USES			38,122	38,122
TOTAL EXPENDITURES/APPROPRIATIONS	**$ 800,846**	**$ 724,875**	**$ 799,668**	**$ 799,668**
NET COST	**$ (685,357)**	**$ (619,618)**	**$ (685,867)**	**$ (685,867)**

State Controller Schedules County Budget Act January 2010	COUNTY OF KERN Detail of Financing Sources and Financing Uses Governmental Funds Fiscal Year 2011-12	Schedule 9

Budget Unit **5609 - APPROP FOR CONT-AGING & ADULT**
Function **PUBLIC ASSISTANCE**
Activity **OTHER ASSITANCE**

Detail by Revenue Category and Expenditure Object	Actual 2009-10	Actual 2010-11	CAO Recommended 2011-12	Adopted by the Board of Supervisors 2011-12
1	2	3	4	5
TOTAL REVENUE	**$**	**$**		**$**
APPROPRIATION FR CONTINGENCIES	$	$	$ 776,122	$ 776,122
TOTAL EXPENDITURES/APPROPRIATIONS	**$**	**$**	**$ 776,122**	**$ 776,122**
NET COST	**$**	**$**	**$ (776,122)**	**$ (776,122)**

State Controller Schedules County Budget Act January 2010	COUNTY OF KERN Detail of Financing Sources and Financing Uses Governmental Funds Fiscal Year 2011-12	Schedule 9

Budget Unit **5610-AGING AND ADULT SERVICES DEPT**
Function **PUBLIC ASSISTANCE**
Activity **OTHER ASSISTANCE**

Detail by Revenue Category and Expenditure Object	Actual 2009-10	Actual 2010-11	CAO Recommended 2011-12	Adopted by the Board of Supervisors 2011-12
1	2	3	4	5
USE OF MONEY/PROPERTY	$ 57,540	$ 44,241	$ 44,169	$ 44,169
INTERGOVERNMENTAL	9,042,579	9,035,601	8,643,233	8,643,233
CHARGES FOR SERVICES	1,174,905	1,095,157	1,020,406	1,020,406
MISCELLANEOUS	258,237	280,868	260,000	260,000
OTHER FINANCING SOURCES	2,071,040	1,762,692	1,715,109	1,715,109
TOTAL REVENUE	**$ 12,604,301**	**$ 12,218,559**	**$ 11,682,917**	**$ 11,682,917**
SALARIES & EMPLOYEE BENEFITS	$ 8,026,765	$ 8,025,507	$ 8,400,284	$ 8,400,284
SERVICES & SUPPLIES	3,657,938	3,476,109	2,892,459	2,892,459
OTHER CHARGES	469,793	668,511	699,072	699,072
CAPITAL ASSETS	45,535	45,944		
TOTAL EXPENDITURES/APPROPRIATIONS	**$ 12,200,031**	**$ 12,216,071**	**$ 11,991,815**	**$ 11,991,815**
NET COST	**$ 404,270**	**$ 2,488**	**$ (308,898)**	**$ (308,898)**

State Controller Schedules County Budget Act January 2010	COUNTY OF KERN Detail of Financing Sources and Financing Uses Governmental Funds Fiscal Year 2011-12	Schedule 9

Budget Unit **5611-CONTRIBUTION TO AGING AND ADULT**
Function **PUBLIC ASSISTANCE**
Activity **OTHER ASSISTANCE**

Detail by Revenue Category and Expenditure Object	Actual 2009-10	Actual 2010-11	CAO Recommended 2011-12	Adopted by the Board of Supervisors 2011-12
1	2	3	4	5
INTERGOVERNMENTAL	$ 528,958	$ 498,638	$ 514,263	$ 514,263
TOTAL REVENUE	**$ 528,958**	**$ 498,638**	**$ 514,263**	**$ 514,263**
OTHER FINANCING USES	$ 1,952,442	$ 1,762,691	$ 1,715,115	$ 1,715,115
TOTAL EXPENDITURES/APPROPRIATIONS	**$ 1,952,442**	**$ 1,762,691**	**$ 1,715,115**	**$ 1,715,115**
NET COST	**$ (1,423,484)**	**$ (1,264,053)**	**$ (1,200,852)**	**$ (1,200,852)**

State Controller Schedules County Budget Act January 2010	COUNTY OF KERN Detail of Financing Sources and Financing Uses Governmental Funds Fiscal Year 2011-12	Schedule 9

Budget Unit **5613-CDA ARRA SENIOR NUTRITION PRGM**
Function **PUBLIC ASSISTANCE**
Activity **OTHER ASSISTANCE**

Detail by Revenue Category and Expenditure Object	Actual 2009-10	Actual 2010-11	CAO Recommended 2011-12	Adopted by the Board of Supervisors 2011-12
1	2	3	4	5
INTERGOVERNMENTAL	$ 118,597	$	$	$
TOTAL REVENUE	**$ 118,597**	**$**	**$**	**$**
OTHER FINANCING USES	$ 118,597	$	$	$
TOTAL EXPENDITURES/APPROPRIATIONS	**$ 118,597**	**$**	**$**	**$**
NET COST	**$**	**$**	**$**	**$**

State Controller Schedules County Budget Act January 2010	COUNTY OF KERN Detail of Financing Sources and Financing Uses Governmental Funds Fiscal Year 2011-12	Schedule 9

Budget Unit **5810-IHSS COUNTY CONTRIBUTION**
Function **PUBLIC ASSISTANCE**
Activity **OTHER ASSISTANCE**

Detail by Revenue Category and Expenditure Object	Actual 2009-10	Actual 2010-11	CAO Recommended 2011-12	Adopted by the Board of Supervisors 2011-12
1	2	3	4	5
INTERGOVERNMENTAL	$ 6,461,497	$ 6,094,887	$ 6,357,077	$ 6,357,077
TOTAL REVENUE	**$ 6,461,497**	**$ 6,094,887**	**$ 6,357,077**	**$ 6,357,077**
OTHER FINANCING USES	$ 6,155,645	$ 6,094,887	$ 8,085,771	$ 8,085,771
TOTAL EXPENDITURES/APPROPRIATIONS	**$ 6,155,645**	**$ 6,094,887**	**$ 8,085,771**	**$ 8,085,771**
NET COST	**$ 305,852**	**$**	**$ (1,728,694)**	**$ (1,728,694)**

State Controller Schedules County Budget Act January 2010	COUNTY OF KERN Detail of Financing Sources and Financing Uses Governmental Funds Fiscal Year 2011-12	Schedule 9

Budget Unit **5923-EMP TRNG RESOURCE ADM & SERVCS**
Function **PUBLIC ASSISTANCE**
Activity **OTHER ASSISTANCE**

Detail by Revenue Category and Expenditure Object	Actual 2009-10	Actual 2010-11	CAO Recommended 2011-12	Adopted by the Board of Supervisors 2011-12
1	2	3	4	5
MISCELLANEOUS	$ 32	$ 96	$ 1,000	$ 1,000
OTHER FINANCING SOURCES	13,396,716	12,119,124	13,443,102	13,443,102
TOTAL REVENUE	**$ 13,396,748**	**$ 12,119,220**	**$ 13,444,102**	**$ 13,444,102**
SALARIES & EMPLOYEE BENEFITS	$ 10,246,611	$ 9,685,727	$ 10,191,036	$ 10,191,036
SERVICES & SUPPLIES	3,221,269	2,434,791	3,163,715	3,163,715
OTHER CHARGES			89,351	89,351
CAPITAL ASSETS	56,847			
EXPENDITURE TRANSFERS & REIMBS	(127,979)	(1,298)		
TOTAL EXPENDITURES/APPROPRIATIONS	**$ 13,396,748**	**$ 12,119,220**	**$ 13,444,102**	**$ 13,444,102**
NET COST	**$**	**$**	**$**	

State Controller Schedules County Budget Act January 2010	COUNTY OF KERN Detail of Financing Sources and Financing Uses Governmental Funds Fiscal Year 2011-12	Schedule 9

Budget Unit **5924-KC ARRA ETR**
Function **PUBLIC ASSISTANCE**
Activity **OTHER ASSISTANCE**

Detail by Revenue Category and Expenditure Object	Actual 2009-10	Actual 2010-11	CAO Recommended 2011-12	Adopted by the Board of Supervisors 2011-12
1	2	3	4	5
USE OF MONEY/PROPERTY	$ 858	$ 199	$	$
INTERGOVERNMENTAL	13,062,886	2,601,577		
TOTAL REVENUE	**$ 13,063,744**	**$ 2,601,776**	**$**	**$**
OTHER FINANCING USES	$ 13,062,886	$ 2,601,776	$	$
TOTAL EXPENDITURES/APPROPRIATIONS	**$ 13,062,886**	**$ 2,601,776**	**$**	**$**
NET COST	**$ 858**	**$**	**$**	**$**

State Controller Schedules County Budget Act January 2010	COUNTY OF KERN Detail of Financing Sources and Financing Uses Governmental Funds Fiscal Year 2011-12	Schedule 9

Budget Unit **5940-COMMUNITY DEVELOPMENT PROG AGY**
Function **PUBLIC ASSISTANCE**
Activity **OTHER ASSISTANCE**

Detail by Revenue Category and Expenditure Object	Actual 2009-10	Actual 2010-11	CAO Recommended 2011-12	Adopted by the Board of Supervisors 2011-12
1	2	3	4	5
OTHER FINANCING SOURCES	$ 1,916,731	$ 1,654,650	$ 1,750,325	$ 1,750,325
TOTAL REVENUE	**$ 1,916,731**	**$ 1,654,650**	**$ 1,750,325**	**$ 1,750,325**
SALARIES & EMPLOYEE BENEFITS	$ 1,813,759	$ 1,439,058	$ 1,470,561	$ 1,470,561
SERVICES & SUPPLIES	179,995	218,782	289,733	289,733
OTHER CHARGES			31	31
EXPENDITURE TRANSFERS & REIMBS		(3,190)	(10,000)	(10,000)
TOTAL EXPENDITURES/APPROPRIATIONS	**$ 1,993,754**	**$ 1,654,650**	**$ 1,750,325**	**$ 1,750,325**
NET COST	**$ (77,023)**	**$**	**$**	

THIS PAGE INTENTIONALLY LEFT BLANK

Function:

EDUCATION

State Controller Schedules County Budget Act January 2010	COUNTY OF KERN Detail of Financing Sources and Financing Uses Governmental Funds Fiscal Year 2011-12	Schedule 9

Budget Unit **6210-KERN COUNTY LIBRARY**
Function **EDUCATION**
Activity **EDUCATION**

Detail by Revenue Category and Expenditure Object	Actual 2009-10	Actual 2010-11	CAO Recommended 2011-12	Adopted by the Board of Supervisors 2011-12
1	2	3	4	5
USE OF MONEY/PROPERTY	$ 101,033	$ 94,792	$ 117,000	$ 117,000
INTERGOVERNMENTAL	297,976	343,088	79,552	79,552
CHARGES FOR SERVICES	309,146	323,836	554,313	554,313
MISCELLANEOUS	98,090	69,780	71,000	71,000
OTHER FINANCING SOURCES	150,000	176,000	60,065	60,065
TOTAL REVENUE	**$ 956,245**	**$ 1,007,496**	**$ 881,930**	**$ 881,930**
SALARIES & EMPLOYEE BENEFITS	$ 6,438,584	$ 5,984,048	$ 6,045,471	$ 6,045,471
SERVICES & SUPPLIES	1,782,735	1,925,962	1,257,146	1,357,146
OTHER CHARGES			304	304
CAPITAL ASSETS		293,347		
OTHER FINANCING USES			54,448	54,448
EXPENDITURE TRANSFERS & REIMBS		(29,846)		
TOTAL EXPENDITURES/APPROPRIATIONS	**$ 8,221,319**	**$ 8,173,511**	**$ 7,357,369**	**$ 7,457,369**
NET COST	**$ (7,265,074)**	**$ (7,166,015)**	**$ (6,475,439)**	**$ (6,575,439)**

State Controller Schedules County Budget Act January 2010	COUNTY OF KERN Detail of Financing Sources and Financing Uses Governmental Funds Fiscal Year 2011-12	Schedule 9

Budget Unit **6211-KERN CO LIBRARY BOOK TRUST**
Function **EDUCATION**
Activity **EDUCATION**

Detail by Revenue Category and Expenditure Object	Actual 2009-10	Actual 2010-11	CAO Recommended 2011-12	Adopted by the Board of Supervisors 2011-12
1	2	3	4	5
USE OF MONEY/PROPERTY	$ 13,331	$ 13,338	$ 16,000	$ 16,000
MISCELLANEOUS	375,633	244,777	80,000	80,000
TOTAL REVENUE	**$ 388,964**	**$ 258,115**	**$ 96,000**	**$ 96,000**
OTHER FINANCING USES	$ 150,000	$ 201,000	$ 60,065	$ 60,065
TOTAL EXPENDITURES/APPROPRIATIONS	**$ 150,000**	**$ 201,000**	**$ 60,065**	**$ 60,065**
NET COST	**$ 238,964**	**$ 57,115**	**$ 35,935**	**$ 35,935**

State Controller Schedules County Budget Act January 2010	COUNTY OF KERN Detail of Financing Sources and Financing Uses Governmental Funds Fiscal Year 2011-12	Schedule 9

Budget Unit **6310-FARM & HOME ADVISOR**
Function **EDUCATION**
Activity **EDUCATION**

Detail by Revenue Category and Expenditure Object	Actual 2009-10	Actual 2010-11	CAO Recommended 2011-12	Adopted by the Board of Supervisors 2011-12
1	2	3	4	5
CHARGES FOR SERVICES	$ 2,641	$	$	$
MISCELLANEOUS	375	2,274	2,787	2,787
OTHER FINANCING SOURCES	401,375	12,934	614	614
TOTAL REVENUE	**$ 404,391**	**$ 15,208**	**$ 3,401**	**$ 3,401**
SALARIES & EMPLOYEE BENEFITS	$ 386,777	$ 345,557	$ 312,168	$ 312,168
SERVICES & SUPPLIES	547,323	138,974	91,351	91,351
OTHER CHARGES			13	13
OTHER FINANCING USES			82,064	82,064
TOTAL EXPENDITURES/APPROPRIATIONS	**$ 934,100**	**$ 484,531**	**$ 485,596**	**$ 485,596**
NET COST	**$ (529,709)**	**$ (469,323)**	**$ (482,195)**	**$ (482,195)**

State Controller Schedules County Budget Act January 2010	COUNTY OF KERN Detail of Financing Sources and Financing Uses Governmental Funds Fiscal Year 2011-12	Schedule 9

Budget Unit **6311-A-C FARM ADV AGRI RESEARCH TRS**
Function **EDUCATION**
Activity **EDUCATION**

Detail by Revenue Category and Expenditure Object	Actual 2009-10	Actual 2010-11	CAO Recommended 2011-12	Adopted by the Board of Supervisors 2011-12
1	2	3	4	5
USE OF MONEY/PROPERTY	$ 6,085	$ 95	$	$
TOTAL REVENUE	**$ 6,085**	**$ 95**	**$**	**$**
OTHER FINANCING USES	$ 401,375	$ 12,934	$ 614	$ 614
TOTAL EXPENDITURES/APPROPRIATIONS	**$ 401,375**	**$ 12,934**	**$ 614**	**$ 614**
NET COST	**$ (395,290)**	**$ (12,839)**	**$ (614)**	**$ (614)**

Function:

RECREATION & CULTURAL SERVICES

State Controller Schedules County Budget Act January 2010	COUNTY OF KERN Detail of Financing Sources and Financing Uses Governmental Funds Fiscal Year 2011-12	Schedule 9

Budget Unit **7100-PARKS & RECREATION DEPARTMENT**
Function **RECREATION & CULTURE**
Activity **RECREATION FACILITIES**

Detail by Revenue Category and Expenditure Object	Actual 2009-10	Actual 2010-11	CAO Recommended 2011-12	Adopted by the Board of Supervisors 2011-12
1	2	3	4	5
FINES AND FORFEITURES	$ 17,029	$ 17,794	$ 20,000	$ 20,000
USE OF MONEY/PROPERTY	265,428	201,838	187,500	187,500
INTERGOVERNMENTAL	15,320	(1,431)		
CHARGES FOR SERVICES	1,787,034	1,974,554	1,867,675	1,867,675
MISCELLANEOUS	30,285	13,166	11,800	11,800
OTHER FINANCING SOURCES	338,649	146,191	176,800	176,800
NON-REVENUE RECEIPTS	116	(116)		
TOTAL REVENUE	**$ 2,453,861**	**$ 2,351,996**	**$ 2,263,775**	**$ 2,263,775**
SALARIES & EMPLOYEE BENEFITS	$ 9,080,302	$ 8,202,141	$ 8,641,775	$ 8,641,775
SERVICES & SUPPLIES	3,950,323	3,743,660	3,745,749	3,745,749
OTHER CHARGES	117,967	13,274	100,361	100,361
CAPITAL ASSETS	37,789		136,000	136,000
EXPENDITURE TRANSFERS & REIMBS	(25)	(5,132)	(25)	(25)
TOTAL EXPENDITURES/APPROPRIATIONS	**$ 13,186,356**	**$ 11,953,943**	**$ 12,623,860**	**$ 12,623,860**
NET COST	**$ (10,732,495)**	**$ (9,601,947)**	**$ (10,360,085)**	**$ (10,360,085)**

State Controller Schedules County Budget Act January 2010	COUNTY OF KERN Detail of Financing Sources and Financing Uses Governmental Funds Fiscal Year 2011-12	Schedule 9

Budget Unit **7101-PARKS-TEHACHAPI MOUNTAIN FOREST**
Function **RECREATION & CULTURE**
Activity **RECREATION FACILITIES**

Detail by Revenue Category and Expenditure Object	Actual 2009-10	Actual 2010-11	CAO Recommended 2011-12	Adopted by the Board of Supervisors 2011-12
1	2	3	4	5
USE OF MONEY/PROPERTY	$ 617	$ 58	$ 10,050	$ 10,050
TOTAL REVENUE	**$ 617**	**$ 57**	**$ 10,050**	**$ 10,050**
TOTAL EXPENDITURES/APPROPRIATIONS	**$**	**$**	**$**	**$**
NET COST	**$ 617**	**$ 57**	**$ 10,050**	**$ 10,050**

State Controller Schedules County Budget Act January 2010	COUNTY OF KERN Detail of Financing Sources and Financing Uses Governmental Funds Fiscal Year 2011-12	Schedule 9

Budget Unit **7102-LITTER CLEAN UP**
Function **RECREATION & CULTURE**
Activity **RECREATION FACILITIES**

Detail by Revenue Category and Expenditure Object	Actual 2009-10	Actual 2010-11	CAO Recommended 2011-12	Adopted by the Board of Supervisors 2011-12
1	2	3	4	5
FINES AND FORFEITURES	$ 5,892	$ 4,570	$ 6,700	$ 6,700
TOTAL REVENUE	**$ 5,892**	**$ 4,570**	**$ 6,700**	**$ 6,700**
OTHER FINANCING USES	$ 5,000	$ 5,000	$ 6,700	$ 6,700
TOTAL EXPENDITURES/APPROPRIATIONS	**$ 5,000**	**$ 5,000**	**$ 6,700**	**$ 6,700**
NET COST	**$ 892**	**$ (430)**	**$**	

State Controller Schedules County Budget Act January 2010	COUNTY OF KERN Detail of Financing Sources and Financing Uses Governmental Funds Fiscal Year 2011-12	Schedule 9

Budget Unit **7103-OFF HWY MV LIC**
Function **RECREATION & CULTURE**
Activity **RECREATION FACILITIES**

Detail by Revenue Category and Expenditure Object	Actual 2009-10	Actual 2010-11	CAO Recommended 2011-12	Adopted by the Board of Supervisors 2011-12
1	2	3	4	5
INTERGOVERNMENTAL	$ 153,354	$ 145,014	$ 140,000	$ 140,000
TOTAL REVENUE	**$ 153,354**	**$ 145,014**	**$ 140,000**	**$ 140,000**
OTHER FINANCING USES	$ 248,875	$ 73,000	$ 70,000	$ 70,000
TOTAL EXPENDITURES/APPROPRIATIONS	**$ 248,875**	**$ 73,000**	**$ 70,000**	**$ 70,000**
NET COST	**$ (95,521)**	**$ 72,014**	**$ 70,000**	**$ 70,000**

State Controller Schedules County Budget Act January 2010	COUNTY OF KERN Detail of Financing Sources and Financing Uses Governmental Funds Fiscal Year 2011-12	Schedule 9

Budget Unit **7105-PARCEL MAP IN-LIEU FEES TRUST**
Function **RECREATION & CULTURE**
Activity **RECREATION FACILITIES**

Detail by Revenue Category and Expenditure Object	Actual 2009-10	Actual 2010-11	CAO Recommended 2011-12	Adopted by the Board of Supervisors 2011-12
1	2	3	4	5
USE OF MONEY/PROPERTY	$ 13,161	$ 5,968	$ 6,390	$ 6,390
CHARGES FOR SERVICES	5,032	4,210	5,050	5,050
TOTAL REVENUE	**$ 18,193**	**$ 10,178**	**$ 11,440**	**$ 11,440**
OTHER FINANCING USES	$ 56,783	$ 67,419	$ 100,000	$ 100,000
TOTAL EXPENDITURES/APPROPRIATIONS	**$ 56,783**	**$ 67,419**	**$ 100,000**	**$ 100,000**
NET COST	**$ (38,590)**	**$ (57,241)**	**$ (88,560)**	**$ (88,560)**

THIS PAGE INTENTIONALLY LEFT BLANK

Function:

DEBT SERVICES

State Controller Schedules County Budget Act January 2010	COUNTY OF KERN Detail of Financing Sources and Financing Uses Governmental Funds Fiscal Year 2011-12	Schedule 9

Budget Unit **8120-DEBT SERVICE - GENERAL FUND**
Function **DEBT SERVICE**
Activity **INTEREST**

Detail by Revenue Category and Expenditure Object	Actual 2009-10	Actual 2010-11	CAO Recommended 2011-12	Adopted by the Board of Supervisors 2011-12
1	2	3	4	5
USE OF MONEY/PROPERTY	$ 3,331,800	$ 1,478,400	$ 2,470,000	$ 2,470,000
MISCELLANEOUS		289		
OTHER FINANCING SOURCES	1,252,620	499,992	498,664	498,664
TOTAL REVENUE	**$ 4,584,420**	**$ 1,978,681**	**$ 2,968,664**	**$ 2,968,664**
SERVICES & SUPPLIES	$ 301,366	$ 415,945	$ 410,849	$ 410,849
OTHER CHARGES	7,291,768	3,512,237	14,416,498	14,416,498
TOTAL EXPENDITURES/APPROPRIATIONS	**$ 7,593,134**	**$ 3,928,182**	**$ 14,827,347**	**$ 14,827,347**
NET COST	**$ (3,008,714)**	**$ (1,949,501)**	**$ (11,858,683)**	**$ (11,858,683)**

State Controller Schedules County Budget Act January 2010	COUNTY OF KERN Detail of Financing Sources and Financing Uses Governmental Funds Fiscal Year 2011-12	Schedule 9

Budget Unit **8123-BELLE VISTA EST BOND REDEMPTN**
Function **DEBT SERVICE**
Activity **INTEREST**

Detail by Revenue Category and Expenditure Object	Actual 2009-10	Actual 2010-11	CAO Recommended 2011-12	Adopted by the Board of Supervisors 2011-12
1	2	3	4	5
USE OF MONEY/PROPERTY	$ 89	$	$	$
TOTAL REVENUE	**$ 89**	**$**	**$**	**$**
OTHER CHARGES	$ 11,332	$	$	$
TOTAL EXPENDITURES/APPROPRIATIONS	**$ 11,332**	**$**	**$**	**$**
NET COST	**$ (11,243)**	**$**	**$**	**$**

State Controller Schedules County Budget Act January 2010	COUNTY OF KERN Detail of Financing Sources and Financing Uses Governmental Funds Fiscal Year 2011-12	Schedule 9

Budget Unit **8124-SW SHAFTER W/PROJ BOND REDEMPT**
Function **DEBT SERVICE**
Activity **INTEREST**

Detail by Revenue Category and Expenditure Object	Actual 2009-10	Actual 2010-11	CAO Recommended 2011-12	Adopted by the Board of Supervisors 2011-12
1	2	3	4	5
TAXES	$ 6,220	$	$ 15,443	$ 15,443
FINES AND FORFEITURES	168			
USE OF MONEY/PROPERTY	252	153		
CHARGES FOR SERVICES	(15)			
TOTAL REVENUE	**$ 6,625**	**$ 153**	**$ 15,443**	**$ 15,443**
OTHER CHARGES	$ 10,825	$ 10,695	$ 11,500	$ 11,500
TOTAL EXPENDITURES/APPROPRIATIONS	**$ 10,825**	**$ 10,695**	**$ 11,500**	**$ 11,500**
NET COST	**$ (4,200)**	**$ (10,542)**	**$ 3,943**	**$ 3,943**

State Controller Schedules County Budget Act January 2010	COUNTY OF KERN Detail of Financing Sources and Financing Uses Governmental Funds Fiscal Year 2011-12	Schedule 9

Budget Unit **8125-REXLAND ACRES BOND REDEMPTION**
Function **DEBT SERVICE**
Activity **INTEREST**

Detail by Revenue Category and Expenditure Object	Actual 2009-10	Actual 2010-11	CAO Recommended 2011-12	Adopted by the Board of Supervisors 2011-12
1	2	3	4	5
TAXES	$ 88,780	$ 7,696	$ 182,000	$ 182,000
FINES AND FORFEITURES	603			
USE OF MONEY/PROPERTY	1,150	1,822		
CHARGES FOR SERVICES	(123)			
TOTAL REVENUE	**$ 90,410**	**$ 9,518**	**$ 182,000**	**$ 182,000**
OTHER CHARGES	$ 163,336	$ 162,878	$ 172,000	$ 172,000
TOTAL EXPENDITURES/APPROPRIATIONS	**$ 163,336**	**$ 162,878**	**$ 172,000**	**$ 172,000**
NET COST	**$ (72,926)**	**$ (153,360)**	**$ 10,000**	**$ 10,000**

INTERNAL SERVICE FUNDS

State Controller Schedules County Budget Act January 2010	COUNTY OF KERN Operation of Internal Service Fund Fiscal Year 2011-12			Schedule 10
			G.S. GARAGE INTERNAL SERV FUND INTERNAL SERVICE Fund 30012 Budget Unit 8950	
Operating Detail	Actual 2009-10	Actual 2010-11	CAO Recommended 2011-12	Adopted by the Board of Supervisors 2011-12
1	2	3	4	5
OPERATING REVENUES				
USE OF MONEY/PROPERTY	$ 47,722	$ 31,050	$ 50,000	$ 50,000
CHARGES FOR SERVICES	3,080,940	3,712,265	3,682,744	3,682,744
MISCELLANEOUS	26,278	29,712	27,500	27,500
TOTAL OPERATING REVENUES	**$ 3,154,940**	**$ 3,773,027**	**$ 3,760,244**	**$ 3,760,244**
OPERATING EXPENSES				
CONTINGENCIES	$	$	$ 30,000	$ 30,000
SALARIES AND BENEFITS	1,052,927	1,418,671	1,767,894	1,767,894
SERVICES AND SUPPLIES	974,763	1,535,926	1,638,803	1,638,803
OTHER CHARGES	860,788	1,089,015	1,116,610	1,116,610
TOTAL OPERATING EXPENSES	**$ 2,888,478**	**$ 4,043,612**	**$ 4,553,307**	**$ 4,553,307**
OPERATING INCOME(LOSS)	**$ 266,462**	**$ (270,585)**	**$ (793,063)**	**$ (793,063)**
NON-OPERATING REVENUES (EXPENSES)				
OTHER NON-OPERATING REVENUE	$ 672,808	$ 890,332	$ 920,101	$ 920,101
GAIN/(LOSS) ON SALE OF CAPITAL ASSETS	25,945	46,848	25,000	25,000
TOTAL NON-OPERATING REVENUES (EXPENSES)	**$ 698,753**	**$ 937,180**	**$ 945,101**	**$ 945,101**
INCOME BEFORE CAPITAL CONTRIBUTIONS AND TRANSFERS	**$ 965,215**	**$ 666,595**	**$ 152,038**	**$ 152,038**
CHANGES IN NET ASSETS	**$ 965,215**	**$ 666,595**	**$ 152,038**	**$ 152,038**
CAPITAL ASSETS	$ 581,549	$ 570,829	$ 823,550	$ 823,550
NET ASSETS - BEGINNING BALANCE	$ 5,898,522	$ 7,646,691	$ 7,868,301	$ 7,868,301
ADJUSTMENTS TO RETAINED EARNINGS	$ 782,954	$ (444,985)	$	$

State Controller Schedules
County Budget Act
January 2010

COUNTY OF KERN
Operation of Internal Service Fund
Fiscal Year 2011-12

Schedule 10

G.S. GARAGE INTERNAL SERV FUND
INTERNAL SERVICE
Fund 30012
Budget Unit 8950

Operating Detail	Actual 2009-10	Actual 2010-11	CAO Recommended 2011-12	Adopted by the Board of Supervisors 2011-12
1	2	3	4	5
NET ASSETS - ENDING BALANCE	$ 7,646,691	$ 7,868,301	$ 8,020,339	$ 8,020,339
Revenues Tie To				SCH 1, COL 4
Expenses Tie To				SCH 1, COL 6
INCREASES TO RESERVES/DESIGNATIONS				
2162 DESIG-VEHICLE REPLACEMENT	$ 622,000	$ 1,082,652	$ (496,507)	$ (496,507)
TOTAL INCREASES TO RESERVES/DESIGNATIONS	**$ 622,000**	**$ 1,082,652**	**$ (496,507)**	**$ (496,507)**

State Controller Schedules County Budget Act January 2010	COUNTY OF KERN Operation of Internal Service Fund Fiscal Year 2011-12			Schedule 10
			GROUP HEALTH SELF INS PROG-ISF INTERNAL SERVICE Fund 30010 Budget Unit 8960	
Operating Detail	Actual 2009-10	Actual 2010-11	CAO Recommended 2011-12	Adopted by the Board of Supervisors 2011-12
1	2	3	4	5
OPERATING REVENUES				
USE OF MONEY/PROPERTY	$ 550,653	$ 379,745	$ 300,000	$ 300,000
INTERGOVERNMENTAL	23,908	33,771	30,000	30,000
CHARGES FOR SERVICES	116,399,490	102,451,234	105,321,768	105,321,768
MISCELLANEOUS	9,575	4,123	1	1
TOTAL OPERATING REVENUES	**$ 116,983,626**	**$ 102,868,873**	**$ 105,651,769**	**$ 105,651,769**
OPERATING EXPENSES				
CONTINGENCIES	$	$	$ 1,000,000	$ 1,000,000
SERVICES AND SUPPLIES	9,656,535	9,574,638	9,770,000	9,770,000
OTHER CHARGES	99,187,030	96,299,278	102,761,000	102,761,000
TOTAL OPERATING EXPENSES	**$ 108,843,565**	**$ 105,873,916**	**$ 113,531,000**	**$ 113,531,000**
OPERATING INCOME(LOSS)	**$ 8,140,061**	**$ (3,005,043)**	**$ (7,879,231)**	**$ (7,879,231)**
NON-OPERATING REVENUES (EXPENSES)				
OTHER NON-OPERATING REVENUE	$	$ (1)	$	$
TOTAL NON-OPERATING REVENUES (EXPENSES)	**$**	**$ (1)**	**$**	**$**
INCOME BEFORE CAPITAL CONTRIBUTIONS AND TRANSFERS	**$ 8,140,061**	**$ (3,005,044)**	**$ (7,879,231)**	**$ (7,879,231)**
CHANGES IN NET ASSETS	**$ 8,140,061**	**$ (3,005,044)**	**$ (7,879,231)**	**$ (7,879,231)**
NET ASSETS - BEGINNING BALANCE	$ 32,902,110	$ 41,792,171	$ 38,787,127	$ 38,787,127
ADJUSTMENTS TO RETAINED EARNINGS	$ 750,000	$	$	$
NET ASSETS - ENDING BALANCE	$ 41,792,171	$ 38,787,127	$ 30,907,896	$ 30,907,896

Revenues Tie To				SCH 1, COL 4
Expenses Tie To				SCH 1, COL 6

State Controller Schedules County Budget Act January 2010	COUNTY OF KERN Operation of Internal Service Fund Fiscal Year 2011-12			Schedule 10
			RETIREE GROUP HEALTH PROG ISF INTERNAL SERVICE Fund 30016 Budget Unit 8965	
Operating Detail	Actual 2009-10	Actual 2010-11	CAO Recommended 2011-12	Adopted by the Board of Supervisors 2011-12
1	2	3	4	5
OPERATING REVENUES				
USE OF MONEY/PROPERTY	$ 569,742	$ 374,741	$ 500,000	$ 500,000
CHARGES FOR SERVICES	11,627,533	11,174,900	11,011,593	11,011,593
TOTAL OPERATING REVENUES	**$ 12,197,275**	**$ 11,549,641**	**$ 11,511,593**	**$ 11,511,593**
OPERATING EXPENSES				
CONTINGENCIES	$	$	$ 200,000	$ 200,000
SALARIES AND BENEFITS	6,523,971	7,394,104	8,279,901	8,279,901
SERVICES AND SUPPLIES	207,889	166,731	158,300	158,300
OTHER CHARGES	103,161	28,615		
OTHER FINANCING USES		854,008		
TOTAL OPERATING EXPENSES	**$ 6,835,021**	**$ 8,443,458**	**$ 8,638,201**	**$ 8,638,201**
OPERATING INCOME(LOSS)	**$ 5,362,254**	**$ 3,106,183**	**$ 2,873,392**	**$ 2,873,392**
INCOME BEFORE CAPITAL CONTRIBUTIONS AND TRANSFERS	**$ 5,362,254**	**$ 3,106,183**	**$ 2,873,392**	**$ 2,873,392**
CHANGES IN NET ASSETS	**$ 5,362,254**	**$ 3,106,183**	**$ 2,873,392**	**$ 2,873,392**
NET ASSETS - BEGINNING BALANCE	$ 34,511,777	$ 39,874,634	$ 42,980,817	$ 42,980,817
ADJUSTMENTS TO RETAINED EARNINGS	$ 603	$	$	
NET ASSETS - ENDING BALANCE	$ 39,874,634	$ 42,980,817	$ 45,854,209	$ 45,854,209

Revenues Tie To				SCH 1, COL 4
Expenses Tie To				SCH 1, COL 6

State Controller Schedules County Budget Act January 2010	COUNTY OF KERN Operation of Internal Service Fund Fiscal Year 2011-12			Schedule 10
			LIABILITY INS SELF-INS PRG-ISF INTERNAL SERVICE Fund 30019 Budget Unit 8970	
Operating Detail	Actual 2009-10	Actual 2010-11	CAO Recommended 2011-12	Adopted by the Board of Supervisors 2011-12
1	2	3	4	5
OPERATING REVENUES				
USE OF MONEY/PROPERTY	$ 107,494	$ 79,494	$ 90,000	$ 90,000
CHARGES FOR SERVICES	6,026,212	6,300,144	3,747,190	3,747,190
MISCELLANEOUS	992	224,544	15,000	15,000
TOTAL OPERATING REVENUES	**$ 6,134,698**	**$ 6,604,182**	**$ 3,852,190**	**$ 3,852,190**
OPERATING EXPENSES				
SERVICES AND SUPPLIES	$ 2,972,854	$ 3,516,721	$ 3,765,000	$ 3,765,000
OTHER CHARGES	1,235,440	1,950,288	4,048,595	4,048,595
TOTAL OPERATING EXPENSES	**$ 4,208,294**	**$ 5,467,009**	**$ 7,813,595**	**$ 7,813,595**
OPERATING INCOME(LOSS)	**$ 1,926,404**	**$ 1,137,173**	**$ (3,961,405)**	**$ (3,961,405)**
NON-OPERATING REVENUES (EXPENSES)				
OTHER NON-OPERATING REVENUE	$ 70	$ 500	$ 500	$ 500
TOTAL NON-OPERATING REVENUES (EXPENSES)	**$ 70**	**$ 500**	**$ 500**	**$ 500**
INCOME BEFORE CAPITAL CONTRIBUTIONS AND TRANSFERS	**$ 1,926,474**	**$ 1,137,673**	**$ (3,960,905)**	**$ (3,960,905)**
CHANGES IN NET ASSETS	**$ 1,926,474**	**$ 1,137,673**	**$ (3,960,905)**	**$ (3,960,905)**
NET ASSETS - BEGINNING BALANCE	$ 5,454,929	$ 7,381,403	$ 8,519,076	$ 8,519,076
NET ASSETS - ENDING BALANCE	$ 7,381,403	$ 8,519,076	$ 597,266	$ 597,266

Revenues Tie To				SCH 1, COL 4
Expenses Tie To				SCH 1, COL 6

State Controller Schedules
County Budget Act
January 2010

COUNTY OF KERN
Operation of Internal Service Fund
Fiscal Year 2011-12

Schedule 10

UNEMPLOYMENT COMPENS PROG ISF
INTERNAL SERVICE
Fund 30015
Budget Unit 8980

Operating Detail	Actual 2009-10	Actual 2010-11	CAO Recommended 2011-12	Adopted by the Board of Supervisors 2011-12
1	2	3	4	5
OPERATING REVENUES				
USE OF MONEY/PROPERTY	$ 54,045	$ 50,943	$ 30,000	$ 30,000
CHARGES FOR SERVICES	7,266,078	8,003,667	3,515,299	3,515,299
TOTAL OPERATING REVENUES	**$ 7,320,123**	**$ 8,054,610**	**$ 3,545,299**	**$ 3,545,299**
OPERATING EXPENSES				
SERVICES AND SUPPLIES	$ 14,944	$ 19,020	$ 15,000	$ 15,000
OTHER CHARGES	6,749,999	3,827,579	5,830,000	5,830,000
TOTAL OPERATING EXPENSES	**$ 6,764,943**	**$ 3,846,599**	**$ 5,845,000**	**$ 5,845,000**
OPERATING INCOME(LOSS)	**$ 555,180**	**$ 4,208,011**	**$ (2,299,701)**	**$ (2,299,701)**
INCOME BEFORE CAPITAL CONTRIBUTIONS AND TRANSFERS	**$ 555,180**	**$ 4,208,011**	**$ (2,299,701)**	**$ (2,299,701)**
CHANGES IN NET ASSETS	**$ 555,180**	**$ 4,208,011**	**$ (2,299,701)**	**$ (2,299,701)**
NET ASSETS - BEGINNING BALANCE	$ (557,253)	$ (2,073)	$ 4,205,938	$ 4,205,938
NET ASSETS - ENDING BALANCE	$ (2,073)	$ 4,205,938	$ (393,464)	$ (393,464)

Revenues Tie To				SCH 1, COL 4
Expenses Tie To				SCH 1, COL 6

State Controller Schedules County Budget Act January 2010	COUNTY OF KERN Operation of Internal Service Fund Fiscal Year 2011-12			Schedule 10
			WORKERS COMP SELF-INS PROG-ISF INTERNAL SERVICE Fund 30018 Budget Unit 8990	
Operating Detail	Actual 2009-10	Actual 2010-11	CAO Recommended 2011-12	Adopted by the Board of Supervisors 2011-12
1	2	3	4	5
OPERATING REVENUES				
USE OF MONEY/PROPERTY	$ 165,950	$ 78,631	$ 40,000	$ 40,000
CHARGES FOR SERVICES	16,654,870	15,105,990	15,110,990	15,110,990
MISCELLANEOUS	1,832,550	1,770,740	250,000	250,000
TOTAL OPERATING REVENUES	**$ 18,653,370**	**$ 16,955,361**	**$ 15,400,990**	**$ 15,400,990**
OPERATING EXPENSES				
SERVICES AND SUPPLIES	$ 4,231,603	$ 4,773,730	$ 4,981,000	$ 4,981,000
OTHER CHARGES	14,046,137	13,837,300	15,583,447	15,583,447
TOTAL OPERATING EXPENSES	**$ 18,277,740**	**$ 18,611,030**	**$ 20,564,447**	**$ 20,564,447**
OPERATING INCOME(LOSS)	**$ 375,630**	**$ (1,655,669)**	**$ (5,163,457)**	**$ (5,163,457)**
NON-OPERATING REVENUES (EXPENSES)				
OTHER NON-OPERATING REVENUE	$ 13,806	$ 10,874	$ 5,000	$ 5,000
TOTAL NON-OPERATING REVENUES (EXPENSES)	**$ 13,806**	**$ 10,874**	**$ 5,000**	**$ 5,000**
INCOME BEFORE CAPITAL CONTRIBUTIONS AND TRANSFERS	**$ 389,436**	**$ (1,644,795)**	**$ (5,158,457)**	**$ (5,158,457)**
CHANGES IN NET ASSETS	**$ 389,436**	**$ (1,644,795)**	**$ (5,158,457)**	**$ (5,158,457)**
NET ASSETS - BEGINNING BALANCE	$ 8,011,553	$ 8,400,619	$ 6,755,824	$ 6,755,824
ADJUSTMENTS TO RETAINED EARNINGS	$ (370)	$	$	
NET ASSETS - ENDING BALANCE	$ 8,400,619	$ 6,755,824	$ 1,597,367	$ 1,597,367

Revenues Tie To				SCH 1, COL 4
Expenses Tie To				SCH 1, COL 6

THIS PAGE INTENTIONALLY LEFT BLANK

ENTERPRISE FUNDS

State Controller Schedules County Budget Act January 2010	COUNTY OF KERN Operation of Enterprise Fund Fiscal Year 2011-12			Schedule 11
			GOLF COURSE ENTERPRISE FUND ENTERPRISE Fund 35020 Budget Unit 8991	
Operating Detail	Actual 2009-10	Actual 2010-11	CAO Recommended 2011-12	Adopted by the Board of Supervisors 2011-12
1	2	3	4	5
OPERATING REVENUES				
USE OF MONEY/PROPERTY	$ 29,479	$ 14,282	$ 15,000	$ 15,000
CHARGES FOR SERVICES	467,759	458,703	500,000	500,000
TOTAL OPERATING REVENUES	**$ 497,238**	**$ 472,985**	**$ 515,000**	**$ 515,000**
OPERATING EXPENSES				
SERVICES AND SUPPLIES	$ 308,271	$ 204,869	$ 286,000	$ 286,000
OTHER CHARGES	258,544	224,361	548,550	548,550
TOTAL OPERATING EXPENSES	**$ 566,815**	**$ 429,230**	**$ 834,550**	**$ 834,550**
OPERATING INCOME(LOSS)	**$ (69,577)**	**$ 43,755**	**$ (319,550)**	**$ (319,550)**
NON-OPERATING REVENUES (EXPENSES)				
OTHER NON-OPERATING REVENUE	$	$ 148,206	$ 148,500	$ 148,500
TOTAL NON-OPERATING REVENUES (EXPENSES)	**$**	**$ 148,206**	**$ 148,500**	**$ 148,500**
INCOME BEFORE CAPITAL CONTRIBUTIONS AND TRANSFERS	**$ (69,577)**	**$ 191,961**	**$ (171,050)**	**$ (171,050)**
CHANGES IN NET ASSETS	**$ (69,577)**	**$ 191,961**	**$ (171,050)**	**$ (171,050)**
NET ASSETS - BEGINNING BALANCE	$ 5,014,998	$ 5,280,147	$ 5,074,667	$ 5,074,667
ADJUSTMENTS TO RETAINED EARNINGS	$ 334,726	$ (397,441)	$	
NET ASSETS - ENDING BALANCE	$ 5,280,147	$ 5,074,667	$ 4,903,617	$ 4,903,617

Revenues Tie To	SCH 1, COL 4
Expenses Tie To	SCH 1, COL 6

State Controller Schedules
County Budget Act
January 2010

COUNTY OF KERN
Operation of Enterprise Fund
Fiscal Year 2011-12

Schedule 11

UNIVERSAL COLLECTION ENTERPRIS
ENTERPRISE
Fund 35052
Budget Unit 8992

Operating Detail	Actual 2009-10	Actual 2010-11	CAO Recommended 2011-12	Adopted by the Board of Supervisors 2011-12
1	2	3	4	5
OPERATING REVENUES				
TAXES	$ 10,338,898	$ 10,437,840	$ 10,438,970	$ 10,438,970
FINES AND FORFEITURES	155,294	164,600	143,400	143,400
USE OF MONEY/PROPERTY	57,604	36,390	51,600	51,600
CHARGES FOR SERVICES	(8,220)	(9,164)	(10,470)	(10,470)
TOTAL OPERATING REVENUES	**$ 10,543,576**	**$ 10,629,666**	**$ 10,623,500**	**$ 10,623,500**
OPERATING EXPENSES				
SERVICES AND SUPPLIES	$ 10,162,773	$ 10,377,386	$ 10,685,200	$ 10,685,200
OTHER CHARGES	31,550	30,963	38,000	38,000
TOTAL OPERATING EXPENSES	**$ 10,194,323**	**$ 10,408,349**	**$ 10,723,200**	**$ 10,723,200**
OPERATING INCOME(LOSS)	**$ 349,253**	**$ 221,317**	**$ (99,700)**	**$ (99,700)**
CHANGES IN NET ASSETS	**$ 349,253**	**$ 221,317**	**$ (99,700)**	**$ (99,700)**
NET ASSETS - BEGINNING BALANCE	$ 1,456,394	$ 1,805,647	$ 2,026,964	$ 2,026,964
NET ASSETS - ENDING BALANCE	$ 1,805,647	$ 2,026,964	$ 1,827,564	$ 1,827,564

Revenues Tie To	SCH 1, COL 4
Expenses Tie To	SCH 1, COL 6

State Controller Schedules County Budget Act January 2010	COUNTY OF KERN Operation of Enterprise Fund Fiscal Year 2011-12			Schedule 11
			AIRPORT ENTERPRISE FUND ENTERPRISE Fund 35005 Budget Unit 8995	
Operating Detail	Actual 2009-10	Actual 2010-11	CAO Recommended 2011-12	Adopted by the Board of Supervisors 2011-12
1	2	3	4	5
OPERATING REVENUES				
TAXES	$ 838,327	$ 684,197	$ 674,000	$ 674,000
LICENSES AND PERMITS		9,500	22,000	22,000
USE OF MONEY/PROPERTY	2,741,919	2,752,662	2,751,558	2,751,558
INTERGOVERNMENTAL	2,504,192	426,621	138,000	138,000
CHARGES FOR SERVICES	142,003	108,705	163,616	163,616
MISCELLANEOUS	202,946	261,064	88,450	88,450
TOTAL OPERATING REVENUES	**$ 6,429,387**	**$ 4,242,749**	**$ 3,837,624**	**$ 3,837,624**
OPERATING EXPENSES				
SALARIES AND BENEFITS	$ 1,830,486	$ 1,650,387	$ 1,838,348	$ 1,838,348
SERVICES AND SUPPLIES	1,631,444	1,370,474	1,552,833	1,552,833
OTHER CHARGES	4,354,534	4,240,753	4,910,843	4,910,843
TOTAL OPERATING EXPENSES	**$ 7,816,464**	**$ 7,261,614**	**$ 8,302,024**	**$ 8,302,024**
OPERATING INCOME(LOSS)	**$ (1,387,077)**	**$ (3,018,865)**	**$ (4,464,400)**	**$ (4,464,400)**
NON-OPERATING REVENUES (EXPENSES)				
FINES, FORFEITURES & PENALTIES	$ 354	$ 77	$ 50	$ 50
AID FROM OTHER GOVTS	4,749,616	4,319,757	2,160,863	2,160,863
OTHER NON-OPERATING REVENUE		3,138,233	3,600,000	3,600,000
NON-OPERATING EXPENSES	(1,898,582)	(1,412,753)	(1,385,158)	(1,385,158)
TOTAL NON-OPERATING REVENUES (EXPENSES)	**$ 2,851,388**	**$ 6,045,314**	**$ 4,375,755**	**$ 4,375,755**
INCOME BEFORE CAPITAL CONTRIBUTIONS AND TRANSFERS	**$ 1,464,311**	**$ 3,026,449**	**$ (88,645)**	**$ (88,645)**
TRANSFERS- IN/(OUT)	$	$ (1,816,888)	$ 191,750	$ 191,750
CHANGES IN NET ASSETS	**$ 1,464,311**	**$ 1,209,561**	**$ 103,105**	**$ 103,105**

State Controller Schedules
County Budget Act
January 2010

COUNTY OF KERN
Operation of Enterprise Fund
Fiscal Year 2011-12

Schedule 11

AIRPORT ENTERPRISE FUND
ENTERPRISE
Fund 35005
Budget Unit 8995

Operating Detail	Actual 2009-10	Actual 2010-11	CAO Recommended 2011-12	Adopted by the Board of Supervisors 2011-12
1	2	3	4	5
CAPITAL ASSETS	$ 3,925,150	$ 29,820	$ 103,105	$ 103,105
NET ASSETS - BEGINNING BALANCE	$ 26,937,665	$ 51,463,733	$ 55,794,110	$ 55,794,110
ADJUSTMENTS TO RETAINED EARNINGS	$ 19,136,607	$ 3,120,816.00	$	$
NET ASSETS - ENDING BALANCE	$ 51,463,733	$ 55,794,110	$ 55,897,215	$ 55,897,215

Revenues Tie To	SCH 1, COL 4
Expenses Tie To	SCH 1, COL 6

State Controller Schedules County Budget Act January 2010	COUNTY OF KERN Operation of Enterprise Fund Fiscal Year 2011-12			Schedule 11
			KERN MEDICAL CENTER ENTERPRISE Fund 35030 Budget Unit 8997	
Operating Detail	Actual 2009-10	Actual 2010-11	CAO Recommended 2011-12	Adopted by the Board of Supervisors 2011-12
1	2	3	4	5
OPERATING REVENUES				
PATIENT REVENUE (NET)	$ 615,881,325	$ 645,288,418	$ 661,371,136	$ 661,371,136
DEDUCTIONS FROM REVENUE	(505,812,724)	(538,395,132)	(537,118,285)	(537,118,285)
USE OF MONEY/PROPERTY	47,795	16,327	65,018	65,018
INTERGOVERNMENTAL	103,566,259	167,918,040	122,677,000	122,677,000
CHARGES FOR SERVICES	1,236,293	2,868,218	4,075,445	4,075,445
MISCELLANEOUS	13,940,290	22,595,279	56,162,051	56,162,051
TOTAL OPERATING REVENUES	**$ 228,859,238**	**$ 300,291,150**	**$ 307,232,365**	**$ 307,232,365**
OPERATING EXPENSES				
SALARIES AND BENEFITS	$ 174,919,969	$ 177,707,715	$ 195,062,167	$ 195,062,167
SERVICES AND SUPPLIES		69,778,355	77,890,755	77,890,755
OTHER CHARGES	34,956,350	42,859,773	61,767,372	61,767,372
TOTAL OPERATING EXPENSES	**$ 209,876,319**	**$ 290,345,843**	**$ 334,720,294**	**$ 334,720,294**
OPERATING INCOME(LOSS)	**$**	**$ 9,945,307**	**$ (27,487,929)**	**$ (27,487,929)**
NON-OPERATING REVENUES (EXPENSES)				
FINES, FORFEITURES & PENALTIES	$ 13,878	$ 9,799	$ 10,749	$ 10,749
OTHER NON-OPERATING REVENUE	3,956,267	4,770,113	4,524,745	4,524,745
NON-OPERATING EXPENSES		(13,323,914)	(1,900,000)	(1,900,000)
TOTAL NON-OPERATING REVENUES (EXPENSES)	**$ 3,970,145**	**$ (8,544,002)**	**$ 2,635,494**	**$ 2,635,494**
INCOME BEFORE CAPITAL CONTRIBUTIONS AND TRANSFERS	**$**	**$ 1,401,305**	**$ (24,852,435)**	**$ (24,852,435)**
TRANSFERS- IN/(OUT)	$ 35,020,373	$ 35,853,430	$ 34,051,459	$ 34,051,459
CHANGES IN NET ASSETS	**$**	**$ 37,254,735**	**$ 9,199,024**	**$ 9,199,024**
CAPITAL ASSETS	$ 3,240,927	$ 1,768,408	$ 9,199,024	$ 9,199,024

State Controller Schedules
County Budget Act
January 2010

COUNTY OF KERN
Operation of Enterprise Fund
Fiscal Year 2011-12

Schedule 11

KERN MEDICAL CENTER
ENTERPRISE
Fund 35030
Budget Unit 8997

Operating Detail	Actual 2009-10	Actual 2010-11	CAO Recommended 2011-12	Adopted by the Board of Supervisors 2011-12
1	2	3	4	5
NET ASSETS - BEGINNING BALANCE	$ 7,715,757	$ (31,795,231)	$ 17,684,330	$ 17,684,330
ADJUSTMENTS TO RETAINED EARNINGS	$ (23,828,309)	$ 12,224,826	$	$
NET ASSETS - ENDING BALANCE	$	$ 17,684,330	$ 26,883,354	$ 26,883,354

Revenues Tie To	SCH 1, COL 4
Expenses Tie To	SCH 1, COL 6

State Controller Schedules County Budget Act January 2010	COUNTY OF KERN Operation of Enterprise Fund Fiscal Year 2011-12			Schedule 11
			PUBLIC TRANSPORTATION ENTERPRISE Fund 35060 Budget Unit 8998	
Operating Detail	Actual 2009-10	Actual 2010-11	CAO Recommended 2011-12	Adopted by the Board of Supervisors 2011-12
1	2	3	4	5
OPERATING REVENUES				
USE OF MONEY/PROPERTY	$ 62,696	$ 59,783	$ 54,252	$ 54,252
INTERGOVERNMENTAL	1,291,053	2,947,952	1,673,622	1,673,622
CHARGES FOR SERVICES	735,096	797,434	710,000	710,000
MISCELLANEOUS	156,324	108,805	178,000	178,000
TOTAL OPERATING REVENUES	**$ 2,245,169**	**$ 3,913,974**	**$ 2,615,874**	**$ 2,615,874**
OPERATING EXPENSES				
SALARIES AND BENEFITS	$ 276,636	$ 335,087	$ 471,965	$ 471,965
SERVICES AND SUPPLIES	5,914,654	6,030,818	6,734,922	6,734,922
OTHER CHARGES	715,512	721,062	766,875	766,875
TOTAL OPERATING EXPENSES	**$ 6,906,802**	**$ 7,086,967**	**$ 7,973,762**	**$ 7,973,762**
OPERATING INCOME(LOSS)	**$ (4,661,633)**	**$ (3,172,993)**	**$ (5,357,888)**	**$ (5,357,888)**
NON-OPERATING REVENUES (EXPENSES)				
TAXES AND ASSESSMENTS	$ 5,209,399	$ 4,901,531	$ 4,901,532	$ 4,901,532
OTHER NON-OPERATING REVENUE	679,460	656,462	740,000	740,000
GAIN/(LOSS) ON SALE OF CAPITAL ASSETS	10,823		1,000	1,000
TOTAL NON-OPERATING REVENUES (EXPENSES)	**$ 5,899,682**	**$ 5,557,993**	**$ 5,642,532**	**$ 5,642,532**
INCOME BEFORE CAPITAL CONTRIBUTIONS AND TRANSFERS	**$ 1,238,049**	**$ 2,385,000**	**$ 284,644**	**$ 284,644**
CHANGES IN NET ASSETS	**$ 1,238,049**	**$ 2,385,000**	**$ 284,644**	**$ 284,644**
CAPITAL ASSETS	$ 973,011	$ 75,036	$ 3,570,820	$ 3,570,820
NET ASSETS - BEGINNING BALANCE	$ 4,112,088	$ 5,173,509	$ 7,053,718	$ 7,053,718

State Controller Schedules
County Budget Act
January 2010

COUNTY OF KERN
Operation of Enterprise Fund
Fiscal Year 2011-12

Schedule 11

			PUBLIC TRANSPORTATION ENTERPRISE Fund 35060 Budget Unit 8998	
Operating Detail	Actual 2009-10	Actual 2010-11	CAO Recommended 2011-12	Adopted by the Board of Supervisors 2011-12
1	2	3	4	5
ADJUSTMENTS TO RETAINED EARNINGS	$ (176,628)	$ (504,791)	$	$
NET ASSETS - ENDING BALANCE	$ 5,173,509	$ 7,053,718	$ 7,338,362	$ 7,338,362

Revenues Tie To	SCH 1, COL 4
Expenses Tie To	SCH 1, COL 6

State Controller Schedules County Budget Act January 2010	COUNTY OF KERN Operation of Enterprise Fund Fiscal Year 2011-12			Schedule 11
			SOLID WASTE MGMT ENTERPRISE FD ENTERPRISE Fund 35050 Budget Unit 8999	
Operating Detail	Actual 2009-10	Actual 2010-11	CAO Recommended 2011-12	Adopted by the Board of Supervisors 2011-12
1	2	3	4	5
OPERATING REVENUES				
TAXES	$ 19,582,617	$ 19,908,445	$ 20,373,546	$ 20,373,546
FINES AND FORFEITURES	340,915	260,256	192,005	192,005
USE OF MONEY/PROPERTY	944,969	622,085	669,646	669,646
INTERGOVERNMENTAL	654,039	218,269	206,100	206,100
CHARGES FOR SERVICES	13,808,265	14,054,070	14,391,429	14,391,429
MISCELLANEOUS	642,766	695,234	602,500	602,500
TOTAL OPERATING REVENUES	**$ 35,973,571**	**$ 35,758,359**	**$ 36,435,226**	**$ 36,435,226**
OPERATING EXPENSES				
SALARIES AND BENEFITS	$ 11,427,907	$ 11,916,225	$ 12,904,840	$ 12,904,840
SERVICES AND SUPPLIES	14,046,732	14,948,731	19,200,626	19,200,626
OTHER CHARGES	9,403,815	5,845,150	6,586,841	6,586,841
TOTAL OPERATING EXPENSES	**$ 34,878,454**	**$ 32,710,106**	**$ 38,692,307**	**$ 38,692,307**
OPERATING INCOME(LOSS)	**$ 1,095,117**	**$ 3,048,253**	**$ (2,257,081)**	**$ (2,257,081)**
NON-OPERATING REVENUES (EXPENSES)				
OTHER NON-OPERATING REVENUE	$ 3,372,516	$ 2,823,191	$ 3,828,000	$ 3,828,000
TOTAL NON-OPERATING REVENUES (EXPENSES)	**$ 3,372,516**	**$ 2,823,191**	**$ 3,828,000**	**$ 3,828,000**
INCOME BEFORE CAPITAL CONTRIBUTIONS AND TRANSFERS	**$ 4,467,633**	**$ 5,871,444**	**$ 1,570,919**	**$ 1,570,919**
CHANGES IN NET ASSETS	**4,467,633**	**$ 5,871,444**	**$ 1,570,919**	**$ 1,570,919**
CAPITAL ASSETS	$ 2,115,480	$ 6,348,277	$ 5,218,641	$ 5,218,641
NET ASSETS - BEGINNING BALANCE	$ 94,777,166	$ 100,559,240	$ 105,879,268	$ 105,879,268
ADJUSTMENTS TO RETAINED EARNINGS	$ 1,314,441	$ (551,416)	$ 137,754	$ 137,754
NET ASSETS - ENDING BALANCE	$ 100,559,240	$ 105,879,268	$ 112,806,582	$ 112,806,582

Revenues Tie To	SCH 1, COL 4
Expenses Tie To	SCH 1, COL 6

State Controller Schedules County Budget Act January 2010	COUNTY OF KERN Operation of Enterprise Fund Fiscal Year 2011-12				Schedule 11
				SOLID WASTE MGMT ENTERPRISE FD ENTERPRISE Fund 35050 Budget Unit 8999	
Operating Detail		Actual 2009-10	Actual 2010-11	CAO Recommended 2011-12	Adopted by the Board of Supervisors 2011-12
1		2	3	4	5
CANCELLATION OF RESERVES/DESIGNATIONS					
2183	DESIG-ARVIN SLF CLOS/POSTCLOS	$	$ 6,808,190	$	$
2186	DESIG-BUTTONWILLOW SLF CLOS/PC	282,146		70,537	70,537
2187	DESIG-CHINA GRADE SLF CLOSURE/		778,728		
2191	DESIG-LOST HILLS SLF CLOS/PC	69,009		17,252	17,252
TOTAL CANCELLATION OF RESERVES/DESIGNATIONS		**$ 351,155**	**$ 7,586,918**	**$ 87,789**	**$ 87,789**
INCREASES TO RESERVES/DESIGNATIONS					
2177	DESIG-BENA SLF PH2A CLOSURE/PC	$ 669,800	$ 291,344	$ 225,543	$ 225,543
2184	DESIG-BENA SLF PH 1 CLOSURE/PC	181,500			
2185	DESIG-BORON SLF CLOS/POSTCLOS	39,300			
2186	DESIG-BUTTONWILLOW SLF CLOS/PC	9,600			
2191	DESIG-LOST HILLS SLF CLOS/PC	2,300			
2193	DESIG-MOJAVE-ROSAMOND SLF C/PC	268,200			
2194	DESIG-RIDGECRST-INYOKRN SLF C/	575,000			
2195	DESIG-SHFTR-SCO SLF CLOSURE/PC	283,100			
2196	DESIG-TAFT SLF CLOSURE/POSTCLO	92,200			
2197	DESIG-TEHACHAPI SLF CLOSURE/PC	24,500			
TOTAL INCREASES TO RESERVES/DESIGNATIONS		**$ 2,145,500**	**$ 291,344**	**$ 225,543**	**$ 225,543**

PUBLIC EMPLOYMENT

GRANT PROGRAM

State Controller Schedules
County Budget Act
January 2010

COUNTY OF KERN
Special Districts and Other Agencies Summary
Fiscal Year 2011-12

Schedule 12

District Name	Total Financing Sources				Total Financing Uses		
	Fund Balance Available June 30, 2011	Decreases to Obligated Fund Balances	Additional Financing Sources	Total Financing Sources	Financing Uses	Increases to Obligated Fund Balances	Total Financing Uses
1	2	3	4	5	6	7	8
PUBLIC EMPLOYMENT GRANT PROGRAMS							
29055 EMP TRNG RESOURCE-NON-WIA	$ 245,718	$	$ 61,000	$ 306,718	$ 300,000	$ 6,718	$ 306,718
29060 EMPLOYERS TRNG RESOURCE-WIA	(713,209)		22,860,890	22,147,681	22,147,681		22,147,681
TOTAL PUBLIC EMPLOYMENT GRANT PROGRAMS	**$ (467,491)**	**$**	**$ 22,921,890**	**$ 22,454,399**	**$ 22,447,681**	**$ 6,718**	**$ 22,454,399**

Arithmetic Results				COL 2+3+4 COL 5 = COL 8			COL 6+7 COL 5 = COL 8
Totals Transferred From	SCH 13, COL 6	SCH 14, COL 4	SCH 15, COL 5	SCH 15, COL 5		SCH 14, COL 6	SCH 15, COL 5
Totals Transferred To	SCH 1, COL 2	SCH 1, COL 3	SCH 1, COL 4	SCH 1, COL 5	SCH 1, COL 6	SCH 1, COL 7	SCH 1, COL 8

State Controller Schedules
County Budget Act
January 2010

COUNTY OF KERN
Fund Balance - Special Districts and Other Agencies
Fiscal Year 2011-12

Schedule 13

District Name	Total Fund Balance June 30, 2011	Less: Obligated Fund Balances			Fund Balance Available June 30, 2011 Actual
		Encumbrances	Nonspendable/ Restricted/ Committed	Assigned	
1	2	3	4	5	6
PUBLIC EMPLOYMENT GRANT PROGRAMS					
29055 EMP TRNG RESOURCE-NON-WIA	$ 567,547	$ 233	$ 321,596	$	$ 245,718
29060 EMPLOYERS TRNG RESOURCE-WIA	10,866	724,075			(713,209)
TOTAL PUBLIC EMPLOYMENT GRANT PROGRAMS	**$ 578,413**	**$ 724,308**	**$ 321,596**	**$**	**$ (467,491)**

Arithimetic Results					COL 2-3-4-5
Totals Transferred From			SCH 14, COL 2	SCH 14, COL 2	
Totals Transferred To					SCH 1, COL 2 SCH 12, COL 2

State Controller Schedules
County Budget Act
January 2010

COUNTY OF KERN
Special Districts and other Agencies
Obligated Fund Balances
Fiscal Year 2011-12

Schedule 14

District Name	Obligated Fund Balances June 30, 2011	Decreases or Cancellations		Increases or New		Total Obligated Fund Balances for the Budget Year
		CAO Recommended	Adopted by the Board of Supervisors	CAO Recommended	Adopted by the Board of Supervisors	
1	2	3	4	5	6	7
29055 EMP TRNG RESOURCE-NON-WIA						
2173 DESIG-GENERAL	$ 321,596	$	$	$ 6,718	$ 6,718	$ 328,314
TOTAL EMP TRNG RESOURCE-NON-WIA	**$ 321,596**	**$**	**$**	**$ 6,718**	**$ 6,718**	**$ 328,314**
	$ 321,596	**$**	**$**	**$ 6,718**	**$ 6,718**	**$ 328,314**
TOTAL SPECIAL DISTRICTS AND OTHER AGENCIES	**$ 321,596**	**$**	**$**	**$ 6,718**	**$ 6,718**	**$ 328,314**
Arithmetic Results						COL 2-4+6
Total Transferred To	SCH 13, COL'S 4&5		SCH 12, COL 3 SCH1, COL 3		SCH 12, COL 7 SCH1, COL 7	

State Controller Schedules
County Budget Act
January 2010

COUNTY OF KERN
Special Districts and Other Agencies
Financing Sources and Uses by Budget Unit by Object
Fiscal Year 2011-12

Schedule 15

EMPLOYERS TRNG RESOURCE- JTPA
PUBLIC ASSISTANCE
PUBLIC EMPOYMENT GRANT PROGRAMS
Fund 29060
Budget Unit 8907

Detail by Revenue Category and Expenditure Object	Actual 2009-10	Actual 2010-11	CAO Recommended 2011-12	Adopted by the Board of Supervisors 2011-12
1	2	3	4	5
USE OF MONEY/PROPERTY	$ 6,521	$ 5,595	$ 8,500	$ 8,500
INTERGOVERNMENTAL	14,808,336	14,269,906	21,898,390	21,898,390
CHARGES FOR SERVICES	1,371,037	3,467,842	953,000	953,000
MISCELLANEOUS	1,581	6,060	1,000	1,000
OTHER FINANCING SOURCES	13,062,886	2,830,650		
TOTAL REVENUE	**$ 29,250,361**	**$ 20,580,053**	**$ 22,860,890**	**$ 22,860,890**
SERVICES & SUPPLIES	$ 1,887,357	$ 1,110,862	$	$
OTHER CHARGES	14,284,611	9,104,125	8,714,579	8,714,579
OTHER FINANCING USES	13,396,716	12,119,124	13,433,102	13,433,102
TOTAL EXPENDITURES/APPROPRIATIONS	**$ 29,568,684**	**$ 22,334,111**	**$ 22,147,681**	**$ 22,147,681**
NET COST	**$ (318,323)**	**$ (1,754,058)**	**$ 713,209**	**$ 713,209**

State Controller Schedules
County Budget Act
January 2010

COUNTY OF KERN
Special Districts and Other Agencies
Financing Sources and Uses by Budget Unit by Object
Fiscal Year 2011-12

Schedule 15

EMP TRNG RESOURCE-NON-JTPA
PUBLIC ASSISTANCE
PUBLIC EMPOYMENT GRANT PROGRAMS
Fund 29055
Budget Unit 8916

Detail by Revenue Category and Expenditure Object	Actual 2009-10	Actual 2010-11	CAO Recommended 2011-12	Adopted by the Board of Supervisors 2011-12
1	2	3	4	5
USE OF MONEY/PROPERTY	$ 6,691	$ 6,310	$ 10,000	$ 10,000
MISCELLANEOUS	56,000	100,000	50,000	50,000
OTHER FINANCING SOURCES	14		1,000	1,000
TOTAL REVENUE	**$ 62,705**	**$ 106,310**	**$ 61,000**	**$ 61,000**
SERVICES & SUPPLIES	$ 2,135	$ 24,592	$ 190,000	$ 190,000
OTHER CHARGES		109,767	100,000	100,000
OTHER FINANCING USES			10,000	10,000
TOTAL EXPENDITURES/APPROPRIATIONS	**$ 2,135**	**$ 134,359**	**$ 300,000**	**$ 300,000**
NET COST	**$ 60,570**	**$ (28,049)**	**$ (239,000)**	**$ (239,000)**

THIS PAGE INTENTIONALLY LEFT BLANK

COMMUNITY DEVELOPMENT

GRANT PROGRAM

State Controller Schedules
County Budget Act
January 2010

COUNTY OF KERN
Special Districts and Other Agencies Summary
Fiscal Year 2011-12

Schedule 12

District Name	Total Financing Sources				Total Financing Uses		
	Fund Balance Available June 30, 2011	Decreases to Obligated Fund Balances	Additional Financing Sources	Total Financing Sources	Financing Uses	Decreases to Obligated Fund Balances	Total Financing Uses
1	2	3	4	5	6	7	8
COMMUNITY DEVELOPMENT GRANT PROGRAMS							
24049 INDUSTRIAL DEV AUTHORITY PRGM	$ 8,760	$	$ 340	$ 9,100	$ 9,100	$	$ 9,100
26002 ARRA CD-HPRP GRANT	(17,471)		1,242,847	1,225,376	1,225,376		1,225,376
26003 ARRA CDBG-R GRANT							
29074 CD-EMERGENCY SHELTER GRANT			439,846	439,846	439,846		439,846
29075 CD-NSP GRANT			4,705,493	4,705,493	4,705,493		4,705,493
29076 CD-NSP3 GRANT			5,170,322	5,170,322	5,170,322		5,170,322
29080 COMMUNITY DEVELOPMENT PROG TR	(5,718)		10,329,112	10,323,394	10,323,394		10,323,394
29085 COM DEV-ECON DEV REV LOAN FND	422,349			422,349	422,349		422,349
29086 CD-HOME INVESTMENT TRUST	1,465		5,410,579	5,412,044	5,412,044		5,412,044
TOTAL COMMUNITY DEVELOPMENT GRANT PROGRAMS	**$ 409,385**	**$**	**$ 27,298,539**	**$ 27,707,924**	**$ 27,707,924**	**$**	**$ 27,707,924**

Arithmetic Results				COL 2+3+4 COL 5 = COL 8			COL 6+7 COL 5 = COL 8
Totals Transferred From	SCH 13, COL 6	SCH 14, COL 4	SCH 15, COL 5	SCH 15, COL 5		SCH 14, COL 6	SCH 15, COL 5
Totals Transferred To	SCH 1, COL 2	SCH 1, COL 3	SCH 1, COL 4	SCH 1, COL 5	SCH 1, COL 6	SCH 1, COL 7	SCH 1, COL 8

State Controller Schedules
County Budget Act
January 2010

COUNTY OF KERN
Fund Balance - Special Districts and Other Agencies
Fiscal Year 2011-12

Schedule 13

District Name	Total Fund Balance June 30, 2011	Less: Obligated Fund Balances			Fund Balance Available June 30, 2011 Actual
		Encumbrances	Nonspendable/ Restricted/ Committed	Assigned	
1	2	3	4	5	6
COMMUNITY DEVELOPMENT GRANT PROGRAMS					
24049 INDUSTRIAL DEV AUTHORITY PRGM	$ 8,760	$	$	$	$ 8,760
26002 ARRA CD-HPRP GRANT	(17,471)				(17,471)
26003 ARRA CDBG-R GRANT					
29074 CD-EMERGENCY SHELTER GRANT					
29075 CD-NSP GRANT					
29076 CD-NSP3 GRANT					
29080 COMMUNITY DEVELOPMENT PROG TR	(5,718)				(5,718)
29085 COM DEV-ECON DEV REV LOAN FND	422,349				422,349
29086 CD-HOME INVESTMENT TRUST	1,465				1,465
29089 CD-OTHER FUNDING SOURCE	80,149		80,149		
TOTAL COMMUNITY DEVELOPMENT GRANT PROGRAMS	**$ 489,534**	**$**	**$ 80,149**	**$**	**$ 409,385**

Arithimetic Results					COL 2-3-4-5
Totals Transferred From			SCH 14, COL 2	SCH 14, COL 2	
Totals Transferred To					SCH 1, COL 2 SCH 12, COL 2

State Controller Schedules
County Budget Act
January 2010

COUNTY OF KERN
Special Districts and Other Agencies
Financing Sources and Uses by Budget Unit by Object
Fiscal Year 2011-12

Schedule 15

COMMUNITY DEVELOPMENT PROG TR
PUBLIC ASSISTANCE
COMMUNITY DEVELOPMENT GRANT PROGRAMS
Fund 29080
Budget Unit 8920

Detail by Revenue Category and Expenditure Object	Actual 2009-10	Actual 2010-11	CAO Recommended 2011-12	Adopted by the Board of Supervisors 2011-12
1	2	3	4	5
INTERGOVERNMENTAL	$ 5,563,012	$ 6,195,571	$ 10,157,112	$ 10,157,112
MISCELLANEOUS	99,290	87,005	160,000	160,000
OTHER FINANCING SOURCES	1,020	840	12,000	12,000
TOTAL REVENUE	**$ 5,663,322**	**$ 6,283,416**	**$ 10,329,112**	**$ 10,329,112**
APPROPRIATION FR CONTINGENCIES	$	$	$ 1,462,870	$ 1,462,870
SERVICES & SUPPLIES	2,199,300	3,548,913	6,826,036	6,826,036
OTHER FINANCING USES	3,279,350	2,741,013	2,034,488	2,034,488
TOTAL EXPENDITURES/APPROPRIATIONS	**$ 5,478,650**	**$ 6,289,926**	**$ 10,323,394**	**$ 10,323,394**
NET COST	**$ 184,672**	**$ (6,510)**	**$ 5,718**	**$ 5,718**

State Controller Schedules
County Budget Act
January 2010

COUNTY OF KERN
Special Districts and Other Agencies
Financing Sources and Uses by Budget Unit by Object
Fiscal Year 2011-12

Schedule 15

COMM DEV-ECON DEV REV LOAN FND
PUBLIC ASSISTANCE
COMMUNITY DEVELOPMENT GRANT PROGRAMS
Fund 29085
Budget Unit 8921

Detail by Revenue Category and Expenditure Object	Actual 2009-10	Actual 2010-11	CAO Recommended 2011-12	Adopted by the Board of Supervisors 2011-12
1	2	3	4	5
TOTAL REVENUE	**$**	**$**	**$**	**$**
SERVICES & SUPPLIES	$	$	$ 422,349	$ 422,349
TOTAL EXPENDITURES/APPROPRIATIONS	**$**	**$**	**$ 422,349**	**$ 422,349**
NET COST	**$**	**$**	**$ (422,349)**	**$ (422,349)**

State Controller Schedules
County Budget Act
January 2010

COUNTY OF KERN
Special Districts and Other Agencies
Financing Sources and Uses by Budget Unit by Object
Fiscal Year 2011-12

Schedule 15

INDUSTRIAL DEVE AUTHORITY
PUBLIC ASSISTANCE
COMMUNITY DEVELOPMENT GRANT PROGRAMS
Fund 24049
Budget Unit 8925

Detail by Revenue Category and Expenditure Object	Actual 2009-10	Actual 2010-11	CAO Recommended 2011-12	Adopted by the Board of Supervisors 2011-12
1	2	3	4	5
USE OF MONEY/PROPERTY	$ 315	$ 196	$ 340	$ 340
TOTAL REVENUE	**$ 315**	**$ 196**	**$ 340**	**$ 340**
OTHER FINANCING USES	$	$ 9,678	$ 9,100	$ 9,100
TOTAL EXPENDITURES/APPROPRIATIONS	**$**	**$ 9,678**	**$ 9,100**	**$ 9,100**
NET COST	**$ 315**	**$ (9,482)**	**$ (8,760)**	**$ (8,760)**

State Controller Schedules
County Budget Act
January 2010

COUNTY OF KERN
Special Districts and Other Agencies
Financing Sources and Uses by Budget Unit by Object
Fiscal Year 2011-12

Schedule 15

CD-NSP3 GRANT
PUBLIC ASSISTANCE
OTHER ASSISTANCE
Fund 29076
Budget Unit 8931

Detail by Revenue Category and Expenditure Object	Actual 2009-10	Actual 2010-11	CAO Recommended 2011-12	Adopted by the Board of Supervisors 2011-12
1	2	3	4	5
INTERGOVERNMENTAL	$	$ 31,715	$ 5,170,322	$ 5,170,322
TOTAL REVENUE	**$**	**$ 31,715**	**$ 5,170,322**	**$ 5,170,322**
SERVICES & SUPPLIES	$	$	$ 4,940,000	$ 4,940,000
OTHER FINANCING USES		31,715	230,322	230,322
TOTAL EXPENDITURES/APPROPRIATIONS	**$**	**$ 31,715**	**$ 5,170,322**	**$ 5,170,322**
NET COST	**$**	**$**	**$**	**$**

State Controller Schedules
County Budget Act
January 2010

COUNTY OF KERN
Special Districts and Other Agencies
Financing Sources and Uses by Budget Unit by Object
Fiscal Year 2011-12

Schedule 15

CD-EMERGENCY SHELTER GRANT
PUBLIC ASSISTANCE
COMMUNITY DEVELOPMENT GRANT PROGRAMS
Fund 29074
Budget Unit 8932

Detail by Revenue Category and Expenditure Object	Actual 2009-10	Actual 2010-11	CAO Recommended 2011-12	Adopted by the Board of Supervisors 2011-12
1	2	3	4	5
INTERGOVERNMENTAL	$ 304,996	$ 172,024	$ 439,846	$ 439,846
TOTAL REVENUE	**$ 304,996**	**$ 172,024**	**$ 439,846**	**$ 439,846**
SERVICES & SUPPLIES	$ 291,970	$ 165,291	$ 423,557	$ 423,557
OTHER FINANCING USES	13,027	6,733	16,289	16,289
TOTAL EXPENDITURES/APPROPRIATIONS	**$ 304,997**	**$ 172,024**	**$ 439,846**	**$ 439,846**
NET COST	**$ (1)**	**$**	**$**	

State Controller Schedules
County Budget Act
January 2010

COUNTY OF KERN
Special Districts and Other Agencies
Financing Sources and Uses by Budget Unit by Object
Fiscal Year 2011-12

Schedule 15

CD-NSP GRANT
PUBLIC ASSISTANCE
OTHER ASSISTANCE
Fund 29075
Budget Unit 8933

Detail by Revenue Category and Expenditure Object	Actual 2009-10	Actual 2010-11	CAO Recommended 2011-12	Adopted by the Board of Supervisors 2011-12
1	2	3	4	5
INTERGOVERNMENTAL	$ 1,344,779	$ 5,108,660	$ 4,705,493	$ 4,705,493
TOTAL REVENUE	**$ 1,344,779**	**$ 5,108,660**	**$ 4,705,493**	**$ 4,705,493**
SERVICES & SUPPLIES	$ 1,178,376	$ 5,003,320	$ 4,564,335	$ 4,564,335
OTHER FINANCING USES	166,403	105,338	141,158	141,158
TOTAL EXPENDITURES/APPROPRIATIONS	**$ 1,344,779**	**$ 5,108,658**	**$ 4,705,493**	**$ 4,705,493**
NET COST	**$**	**$ 2**	**$**	

State Controller Schedules
County Budget Act
January 2010

COUNTY OF KERN
Special Districts and Other Agencies
Financing Sources and Uses by Budget Unit by Object
Fiscal Year 2011-12

Schedule 15

ARRA CD-HPRP
PUBLIC ASSISTANCE
OTHER ASSISTANCE
Fund 26002
Budget Unit 8934

Detail by Revenue Category and Expenditure Object	Actual 2009-10	Actual 2010-11	CAO Recommended 2011-12	Adopted by the Board of Supervisors 2011-12
1	2	3	4	5
INTERGOVERNMENTAL	$ 60,281	$ 773,376	$ 1,242,847	$ 1,242,847
TOTAL REVENUE	**$ 60,281**	**$ 773,376**	**$ 1,242,847**	**$ 1,242,847**
SERVICES & SUPPLIES	$ 30,219	$ 498,624	$ 1,216,685	$ 1,216,685
OTHER FINANCING USES	30,060	292,225	8,691	8,691
TOTAL EXPENDITURES/APPROPRIATIONS	**$ 60,279**	**$ 790,849**	**$ 1,225,376**	**$ 1,225,376**
NET COST	**$ 2**	**$ (17,473)**	**$ 17,471**	**$ 17,471**

State Controller Schedules
County Budget Act
January 2010

COUNTY OF KERN
Special Districts and Other Agencies
Financing Sources and Uses by Budget Unit by Object
Fiscal Year 2011-12

Schedule 15

ARRA CDBG-R GRANT
PUBLIC ASSISTANCE
OTHER ASSISTANCE
Fund26003
Budget Unit 8935

Detail by Revenue Category and Expenditure Object	Actual 2009-10	Actual 2010-11	CAO Recommended 2011-12	Adopted by the Board of Supervisors 2011-12
1	2	3	4	5
INTERGOVERNMENTAL	$ 419,517	$ 938,421	$	$
TOTAL REVENUE	**$ 419,517**	**$ 938,421**	**$**	**$**
SERVICES & SUPPLIES	$ 237,580	$ 732,417	$	$
OTHER FINANCING USES	181,936	206,005		
TOTAL EXPENDITURES/APPROPRIATIONS	**$ 419,516**	**$ 938,422**	**$**	**$**
NET COST	**$ 1**	**$ (1)**	**$**	**$**

State Controller Schedules
County Budget Act
January 2010

COUNTY OF KERN
Special Districts and Other Agencies
Financing Sources and Uses by Budget Unit by Object
Fiscal Year 2011-12

Schedule 15

CD-HOME INVESTMENT TRUST
PUBLIC ASSISTANCE
COMMUNITY DEVELOPMENT GRANT PROGRAMS
Fund 29086
Budget Unit 8936

Detail by Revenue Category and Expenditure Object	Actual 2009-10	Actual 2010-11	CAO Recommended 2011-12	Adopted by the Board of Supervisors 2011-12
1	2	3	4	5
INTERGOVERNMENTAL	$ 5,308,609	$ 4,341,886	$ 5,060,579	$ 5,060,579
MISCELLANEOUS	180,482	120,843	350,000	350,000
TOTAL REVENUE	**$ 5,489,091**	**$ 4,462,729**	**$ 5,410,579**	**$ 5,410,579**
APPROPRIATION FR CONTINGENCIES	$	$	$ 771,802	$ 771,802
SERVICES & SUPPLIES	5,248,689	4,312,219	4,363,593	4,363,593
OTHER FINANCING USES	203,636	209,142	276,649	276,649
TOTAL EXPENDITURES/APPROPRIATIONS	**$ 5,452,325**	**$ 4,521,361**	**$ 5,412,044**	**$ 5,412,044**
NET COST	**$ 36,766**	**$ (58,632)**	**$ (1,465)**	**$ (1,465)**

THIS PAGE INTENTIONALLY LEFT BLANK

SPECIAL DISTRICTS

GOVERNED BY THE BOARD OF SUPERVISORS

State Controller Schedules
County Budget Act
January 2010

COUNTY OF KERN
Special Districts and Other Agencies Summary
Fiscal Year 2011-12

Schedule 12

District Name	Total Financing Sources				Total Financing Uses		
	Fund Balance Available June 30, 2011	Decreases to Obligated Fund Balances	Additional Financing Sources	Total Financing Sources	Financing Uses	Increases to Obligated Fund Balances	Total Financing Uses
1	2	3	4	5	6	7	8
COUNTY SERVICE AREAS							
40515 COUNTY SERVICE AREA #3	$ 393	$ 150	$ 1,957	$ 2,500	$ 2,500	$	$ 2,500
40520 COUNTY SERVICE AREA #4	1,385		6,241	7,626	7,600	26	7,626
40525 COUNTY SERVICE AREA #5	1,454	14,214	758	16,426	5,600	10,826	16,426
40530 COUNTY SERVICE AREA #6	657	3,251	13,092	17,000	17,000		17,000
40535 COUNTY SERVICE AREA #7	187	95	418	700	700		700
40540 COUNTY SERVICE AREA #8	1,568	12,937	15,992	30,497	18,500	11,997	30,497
40545 COUNTY SERVICE AREA #9	1,169	37,311	24,125	62,605	33,000	29,605	62,605
40548 COUNTY SERVICE AREA #10 ZONE 6	4,935	6,205	2,860	14,000	14,000		14,000
40550 COUNTY SERVICE AREA #10	4,553	31,088	18,938	54,579	24,000	30,579	54,579
40555 COUNTY SERVICE AREA #11	10,714		26,743	37,457	36,000	1,457	37,457
40556 COUNTY SERVICE AREA #11 ZONE 4	18,000	25,388	132,012	175,400	175,400		175,400
40557 COUNTY SERVICE AREA #11 ZONE 5	4,450		4,676	9,126	5,500	3,626	9,126
40561 COUNTY SERVICE AREA #12.2	2,094			2,094	2,094		2,094
40565 COUNTY SERVICE AREA #12.6	8,452			8,452	8,452		8,452
40568 COUNTY SERVICE AREA #12.9	7,355			7,355	7,355		7,355
40572 COUNTY SERVICE AREA #12.1 ZN 1	3,438			3,438	3,438		3,438
40595 COUNTY SERVICE AREA #13	202	2,189	1,196	3,587	1,800	1,787	3,587
40600 COUNTY SERVICE AREA #14	42,289		4,381	46,670	17,500	29,170	46,670
40605 COUNTY SERVICE AREA #15	5,783	16,381	3,836	26,000	26,000		26,000
40607 COUNTY SERVICE AREA #15 ZONE 5	1,740		459	2,199	1,800	399	2,199
40609 COUNTY SERVICE AREA #15 ZONE 4	268	415	1,517	2,200	2,200		2,200
40610 COUNTY SERVICE AREA #16	(5,199)		46,805	41,606	27,000	14,606	41,606
40615 COUNTY SERVICE AREA #17	11,114		60,552	71,666	65,500	6,166	71,666
40616 COUNTY SERVICE AREA #17 ZONE 1	39,404		24,991	64,395	52,000	12,395	64,395
40617 COUNTY SERVICE AREA #17 ZONE 2	17,263	9,831	97,906	125,000	125,000		125,000
40618 CSA #17 ZONE 3	6,964	17,330	1,427	25,721	7,000	18,721	25,721
40620 COUNTY SERVICE AREA #18	3,478	5,498	57,024	66,000	66,000		66,000
40626 COUNTY SERVICE AREA #18 ZONE 5	2,119		4,399	6,518	5,000	1,518	6,518
40627 COUNTY SERVICE AREA #18 ZONE 6	2,185	5,345	8,470	16,000	16,000		16,000
40628 COUNTY SERVICE AREA #18 ZONE 7	7,952	51,740	3,525	63,217	23,000	40,217	63,217
40630 COUNTY SERVICE AREA #20	10,679	90,682	39,530	140,891	51,000	89,891	140,891
40635 COUNTY SERVICE AREA #21	400		3,418	3,818	3,750	68	3,818
40640 COUNTY SERVICE AREA #22	10,749	15,772	17,479	44,000	44,000		44,000
40645 COUNTY SERVICE AREA #23	16,857	32,901	23,242	73,000	43,000	30,000	73,000
40648 CO SERV AREA #23 ZONE 1	426	1,650	424	2,500	2,500		2,500

State Controller Schedules
County Budget Act
January 2010

COUNTY OF KERN
Special Districts and Other Agencies Summary
Fiscal Year 2011-12

Schedule 12

District Name	Total Financing Sources				Total Financing Uses		
	Fund Balance Available June 30, 2011	Decreases to Obligated Fund Balances	Additional Financing Sources	Total Financing Sources	Financing Uses	Increases to Obligated Fund Balances	Total Financing Uses
1	2	3	4	5	6	7	8
40650 COUNTY SERVICE AREA #24	461		1,834	2,295	2,200	95	2,295
40655 COUNTY SERVICE AREA #25	4,999			4,999	4,999		4,999
40660 COUNTY SERVICE AREA #26	3,404	2,946	11,650	18,000	18,000		18,000
40665 COUNTY SERVICE AREA #27	3,419		40,227	43,646	42,000	1,646	43,646
40666 COUNTY SERVICE AREA 27 ZONE 2	12,295		1,333	13,628	9,000	4,628	13,628
40675 COUNTY SERVICE AREA #29	554		1,271	1,825	1,700	125	1,825
40676 COUNTY SERVICE AREA #30 ZONE 6	21,302		2,448	23,750	15,500	8,250	23,750
40680 COUNTY SERVICE AREA #30	4,441	3,409	52,150	60,000	60,000		60,000
40682 COUNTY SERVICE AREA #30 ZONE 2	6,762		204	6,966	4,300	2,666	6,966
40685 COUNTY SERVICE AREA #31	802	1,527	471	2,800	2,800		2,800
40690 COUNTY SERVICE AREA #32	439		1,398	1,837	1,800	37	1,837
40700 COUNTY SERVICE AREA #34	6,442		26,177	32,619	27,000	5,619	32,619
40710 COUNTY SERVICE AREA #36	12,765	16,903	32,332	62,000	62,000		62,000
40715 COUNTY SERVICE AREA #37	7,267		25,215	32,482	31,000	1,482	32,482
40720 COUNTY SERVICE AREA #38	640	897	4,863	6,400	6,400		6,400
40722 COUNTY SERVICE AREA #39 ZONE 4	15,750		1,199	16,949	7,800	9,149	16,949
40723 COUNTY SERVICE AREA #39 ZONE 5	222		286	508	410	98	508
40724 COUNTY SERVICE AREA #40.1 EMS	(25,184)		219,824	194,640	172,000	22,640	194,640
40725 COUNTY SERVICE AREA #39	8,047	254	09	8,310	8,310		8,310
40726 CO SERVICE AREA #39 ZONE 1	(21,824)	2,678	67,596	48,450	48,450		48,450
40727 CO SERVICE AREA #39.2 Z OF B2	10,075		760	10,835	9,000	1,835	10,835
40730 COUNTY SERVICE AREA #40	117,359	216,886	12,212	346,457	280,000	66,457	346,457
40733 COUNTY SERVICE AREA #39 ZONE 8	(23,523)		293,830	270,307	270,307		270,307
40737 COUNTY SERVICE AREA #38 ZN 2	11,862		3,053	14,915	7,500	7,415	14,915
40740 COUNTY SERVICE AREA #42	8,285		368	8,653	6,500	2,153	8,653
40745 COUNTY SERVICE AREA #43	9,673	23,966	5,361	39,000	39,000		39,000
40750 COUNTY SERVICE AREA #44	4,158	10,654	3,788	18,600	18,600		18,600
40755 COUNTY SERVICE AREA #45	171	2,452	377	3,000	3,000		3,000
40765 COUNTY SERVICE AREA #47	3,036	5,442	1,522	10,000	10,000		10,000
40785 COUNTY SERVICE AREA #51	9,212		324	9,536	6,300	3,236	9,536
40790 COUNTY SERVICE AREA #52	5,510		21,149	26,659	23,500	3,159	26,659
40795 COUNTY SERVICE AREA #53	1,876			1,876	1,876		1,876
40796 COUNTY SERVICE AREA #53 ZONE 1	1,419		3,451	4,870	4,800	70	4,870
40800 COUNTY SERVICE AREA #54	1,395	810	12,795	15,000	15,000		15,000
40805 COUNTY SERVICE AREA #55	1,157		3,008	4,165	3,500	665	4,165
40810 COUNTY SERVICE AREA #56	5,337		2,584	7,921	5,900	2,021	7,921

State Controller Schedules
County Budget Act
January 2010

COUNTY OF KERN
Special Districts and Other Agencies Summary
Fiscal Year 2011-12

Schedule 12

District Name	Total Financing Sources				Total Financing Uses		
	Fund Balance Available June 30, 2011	Decreases to Obligated Fund Balances	Additional Financing Sources	Total Financing Sources	Financing Uses	Increases to Obligated Fund Balances	Total Financing Uses
1	2	3	4	5	6	7	8
40820 COUNTY SERVICE AREA #58	7,862		5,429	13,291	9,600	3,691	13,291
40830 COUNTY SERVICE AREA #60	43,120	125,416	29,464	198,000	198,000		198,000
40831 COUNTY SERVICE AREA #60 ZONE 1	4,343	713	21,944	27,000	27,000		27,000
40832 COUNTY SERVICE AREA #60 ZONE 2	41,748	18,106	114,146	174,000	174,000		174,000
40836 COUNTY SERVICE AREA #61 ZONE 1	2,865	5,258	2,377	10,500	10,500		10,500
40837 COUNTY SERVICE AREA #61 ZONE 2	1,019		1,702	2,721	2,000	721	2,721
40838 COUNTY SERVICE AREA #61 ZONE 3	3,297	4,151	1,252	8,700	8,700		8,700
40839 COUNTY SERVICE AREA #61 ZONE 4	1,108	1,568	624	3,300	3,300		3,300
40840 COUNTY SERVICE AREA #62	1,492	3,262	6,246	11,000	11,000		11,000
40845 COUNTY SERVICE AREA #63	5,042		22,019	27,061	23,000	4,061	27,061
40846 COUNTY SERVICE AREA #63 ZONE 1	102,418		102,674	205,092	105,000	100,092	205,092
40847 COUNTY SERVICE AREA #63 ZONE 2	17,586		714	18,300	12,600	5,700	18,300
40848 COUNTY SERVICE AREA #63 ZONE 3	8,200	15,863	4,937	29,000	29,000		29,000
40849 COUNTY SERVICE AREA #63 ZONE 4	27,453	1,639	75,908	105,000	105,000		105,000
40851 COUNTY SERVICE AREA #63 ZONE 5	22,161		107,790	129,951	119,000	10,951	129,951
40852 COUNTY SERVICE AREA #63 ZONE 6	18,184		63,916	82,100	80,000	2,100	82,100
40855 COUNTY SERVICE AREA #65	231,080		14,847	245,927	227,500	18,427	245,927
40856 COUNTY SERVICE AREA #65.1	1,634		4,486	6,120	5,000	1,120	6,120
40860 COUNTY SERVICE AREA #66	1,086		5,886	6,972	5,700	1,272	6,972
40862 COUNTY SERVICE AREA #66 ZONE 2	1,562		1,559	3,121	1,500	1,621	3,121
40863 COUNTY SERVICE AREA #66 ZONE 3	7,314		3,553	10,867	6,000	4,867	10,867
40864 COUNTY SERVICE AREA #66 ZONE 4	954		2,009	2,963	1,500	1,463	2,963
40865 COUNTY SERVICE AREA #67	1,036	2,221	493	3,750	3,750		3,750
40866 COUNTY SERVICE AREA #67 ZN 1	1,986	3,540	138	5,664	5,664		5,664
40875 COUNTY SERVICE AREA #69	10,607		489	11,096	8,000	3,096	11,096
40885 COUNTY SERVICE AREA #71	91,670	15,018	135,776	242,464	227,000	15,464	242,464
40886 COUNTY SERVICE AREA #71 ZONE 1	24,296		30,817	55,113	54,699	414	55,113
40887 COUNTY SERVICE AREA #71 ZONE 2	19,299	5,745	56,205	81,249	81,249		81,249
40888 COUNTY SERVICE AREA #71 ZONE 3	134,398	7,001	405,482	546,881	546,881		546,881
40890 COUNTY SERVICE AREA #72	210	263	1,627	2,100	2,100		2,100
40893 COUNTY SERVICE AREA #71 ZONE 5	38,860		75,744	114,604	83,000	31,604	114,604
40894 COUNTY SERVICE AREA #71 ZONE 6	250	101	549	900	900		900
40895 COUNTY SERVICE AREA #71 ZONE 7	95,065	69,421	191,514	356,000	356,000		356,000
40896 COUNTY SERVICE AREA #71 ZONE 8	75,723	20,239	298,038	394,000	394,000		394,000
40901 COUNTY SERVICE AREA #71 ZONE 9	14,683		4,180	18,863	12,000	6,863	18,863
40904 COUNTY SERVICE AREA #81	3,344		1,052	4,396	3,400	996	4,396

State Controller Schedules
County Budget Act
January 2010

COUNTY OF KERN
Special Districts and Other Agencies Summary
Fiscal Year 2011-12

Schedule 12

District Name	Total Financing Sources				Total Financing Uses		
	Fund Balance Available June 30, 2011	Decreases to Obligated Fund Balances	Additional Financing Sources	Total Financing Sources	Financing Uses	Increases to Obligated Fund Balances	Total Financing Uses
1	2	3	4	5	6	7	8
40906 COUNTY SERVICE AREA #85	13,596	7,526	3,878	25,000	25,000		25,000
40908 COUNTY SERVICE AREA 71 ZONE 10	17,944	40,458	14,098	72,500	72,500		72,500
40910 COUNTY SERVICE AREA #87.2			3,078	3,078	2,900	178	3,078
40911 COUNTY SERVICE AREA #87	1,375	588	2,237	4,200	4,200		4,200
40913 COUNTY SERVICE AREA #89	6,939		3,408	10,347	5,400	4,947	10,347
40914 COUNTY SERVICE AREA #91	671	173	406	1,250	1,250		1,250
40915 COUNTY SERVICE AREA #92	6,012		3,351	9,363	5,300	4,063	9,363
40916 COUNTY SERVICE AREA #92 ZONE 1	9,399	2,625	3,976	16,000	16,000		16,000
40917 COUNTY SERVICE AREA #92 ZONE 2	3,204		970	4,174	3,200	974	4,174
40918 CSA #95 - CONSTRUCTION	19,760		9,324	29,084	14,500	14,584	29,084
40920 CSA #94	864	262	474	1,600	1,600		1,600
40921 CSA #94 ZONE 1	5,816		136	5,952	3,200	2,752	5,952
40922 COUNTY SERVICE AREA #97 ZONE 1	2,458		2,446	4,904	2,400	2,504	4,904
40923 COUNTY SERVICE AREA #97 ZONE 2	7,127		5,369	12,496	7,000	5,496	12,496
40925 COUNTY SERVICE AREA #97	2,578		3,697	6,275	2,500	3,775	6,275
TOTAL COUNTY SERVICE AREA	**$ 1,636,180**	**$ 1,020,354**	**$ 3,355,896**	**$ 6,012,430**	**$ 5,282,134**	**$ 730,296**	**$ 6,012,430**
SANITATION DISTRICTS							
40313 FORD CITY-TAFT HTS SANIT M&O	$ 379,468	$	$ 686,120	$ 1,065,588	$ 842,475	$ 223,113	$ 1,065,588
40332 KERN SANITATION AUTHORITY	926,397		3,795,770	4,722,167	3,978,916	743,251	4,722,167
TOTAL SANITATION DISTRICTS	**$ 1,305,865**	**$**	**$ 4,481,890**	**$ 5,787,755**	**$ 4,821,391**	**$ 966,364**	**$ 5,787,755**
PUBLIC ASSISTANCE AUTHORITY							
40491 IHSS PUBLIC AUTHORITY	$	$	$ 10,372,512	$ 10,372,512	$ 10,372,512	$	$ 10,372,512
TOTAL PUBLIC ASSISTANCE AUTHORITY	**$**	**$**	**$ 10,372,512**	**$ 10,372,512**	**$ 10,372,512**	**$**	**$ 10,372,512**
TOTAL SPECIAL DISTRICTS AND OTHER AGENCIES	**$ 2,942,045**	**$ 1,020,354**	**$ 18,210,298**	**$ 22,172,697**	**$ 20,476,037**	**$ 1,696,660**	**$ 22,172,697**
Arithmetic Results				COL 2+3+4 COL 5 = COL 8			COL 6+7 COL 5 = COL 8
Totals Transferred From	SCH 13, COL 6	SCH 14, COL 4	SCH 15, COL 5	SCH 15, COL 5		SCH 14, COL 6	SCH 15, COL 5
Totals Transferred To	SCH 1, COL 2	SCH 1, COL 3	SCH 1, COL 4	SCH 1, COL 5	SCH 1, COL 6	SCH 1, COL 7	SCH 1, COL 8

State Controller Schedules
County Budget Act
January 2010

COUNTY OF KERN
Fund Balance - Special Districts and Other Agencies
Fiscal Year 2011-12

Schedule 13

District Name	Total Fund Balance June 30, 2011	Less: Obligated Fund Balances			Fund Balance Available June 30, 2011 Actual
		Encumbrances	Nonspendable Restricted/ Committed	Assigned	
1	2	3	4	5	6
COUNTY SERVICE AREAS					
40515 COUNTY SERVICE AREA #3	$ 3,531	$	$ 3,138	$	$ 393
40520 COUNTY SERVICE AREA #4	8,255		6,870		1,385
40525 COUNTY SERVICE AREA #5	17,593		16,139		1,454
40530 COUNTY SERVICE AREA #6	21,990		21,333		657
40535 COUNTY SERVICE AREA #7	1,377		1,190		187
40540 COUNTY SERVICE AREA #8	14,505		12,937		1,568
40545 COUNTY SERVICE AREA #9	43,159		41,990		1,169
40548 COUNTY SERVICE AREA #10 ZONE 6	76,427		71,492		4,935
40550 COUNTY SERVICE AREA #10	35,641		31,088		4,553
40555 COUNTY SERVICE AREA #11	83,365		72,651		10,714
40556 COUNTY SERVICE AREA #11 ZONE 4	88,499	2,106	68,393		18,000
40557 COUNTY SERVICE AREA #11 ZONE 5	11,671		7,221		4,450
40561 COUNTY SERVICE AREA #12.2	2,094				2,094
40565 COUNTY SERVICE AREA #12.6	8,452				8,452
40568 COUNTY SERVICE AREA #12.9	7,355				7,355
40572 COUNTY SERVICE AREA #12.1 ZN 1	3,438				3,438
40595 COUNTY SERVICE AREA #13	2,391		2,189		202
40600 COUNTY SERVICE AREA #14	46,126		3,837		42,289
40605 COUNTY SERVICE AREA #15	88,683		82,900		5,783
40607 COUNTY SERVICE AREA #15 ZONE 5	3,706		1,966		1,740
40609 COUNTY SERVICE AREA #15 ZONE 4	3,585		3,317		268
40610 COUNTY SERVICE AREA #16	(3,894)		1,305		(5,199)
40615 COUNTY SERVICE AREA #17	63,900		52,786		11,114
40616 COUNTY SERVICE AREA #17 ZONE 1	129,197		89,793		39,404
40617 COUNTY SERVICE AREA #17 ZONE 2	176,597		159,334		17,263
40618 CSA #17 ZONE 3	39,135		32,171		6,964
40620 COUNTY SERVICE AREA #18	72,924		69,446		3,478
40626 COUNTY SERVICE AREA #18 ZONE 5	8,159		6,040		2,119
40627 COUNTY SERVICE AREA #18 ZONE 6	37,793	8,500	27,108		2,185
40628 COUNTY SERVICE AREA #18 ZONE 7	96,076		88,124		7,952
40630 COUNTY SERVICE AREA #20	111,030		100,351		10,679
40635 COUNTY SERVICE AREA #21	1,860		1,460		400
40640 COUNTY SERVICE AREA #22	105,105		94,356		10,749
40645 COUNTY SERVICE AREA #23	81,335		64,478		16,857
40648 CO SERV AREA #23 ZONE 1	9,788		9,362		426

State Controller Schedules
County Budget Act
January 2010

COUNTY OF KERN
Fund Balance - Special Districts and Other Agencies
Fiscal Year 2011-12

Schedule 13

District Name	Total Fund Balance June 30, 2011	Less: Obligated Fund Balances			Fund Balance Available June 30, 2011 Actual
		Encumbrances	Nonspendable Restricted/ Committed	Assigned	
1	2	3	4	5	6
40650 COUNTY SERVICE AREA #24	3,626		3,165		461
40655 COUNTY SERVICE AREA #25	4,999				4,999
40660 COUNTY SERVICE AREA #26	41,708		38,304		3,404
40665 COUNTY SERVICE AREA #27	77,993		74,574		3,419
40666 COUNTY SERVICE AREA 27 ZONE 2	45,610		33,315		12,295
40675 COUNTY SERVICE AREA #29	1,791		1,237		554
40676 COUNTY SERVICE AREA #30 ZONE 6	82,495		61,193		21,302
40680 COUNTY SERVICE AREA #30	78,553		74,112		4,441
40682 COUNTY SERVICE AREA #30 ZONE 2	11,855		5,093		6,762
40685 COUNTY SERVICE AREA #31	11,172		10,370		802
40690 COUNTY SERVICE AREA #32	1,143		704		439
40700 COUNTY SERVICE AREA #34	41,026		34,584		6,442
40710 COUNTY SERVICE AREA #36	147,664		134,899		12,765
40715 COUNTY SERVICE AREA #37	45,729		38,462		7,267
40720 COUNTY SERVICE AREA #38	7,132		6,492		640
40722 COUNTY SERVICE AREA #39 ZONE 4	21,152		5,402		15,750
40723 COUNTY SERVICE AREA #39 ZONE 5	730		508		222
40724 COUNTY SERVICE AREA #40.1 EMS	253,875		279,059		(25,184)
40725 COUNTY SERVICE AREA #39	8,267		220		8,047
40726 CO SERVICE AREA #39 ZONE 1	(8,842)		12,982		(21,824)
40727 CO SERVICE AREA #39.2 Z OF B2	29,080		19,005		10,075
40730 COUNTY SERVICE AREA #40	422,659		305,300		117,359
40733 COUNTY SERVICE AREA #39 ZONE 8	(22,623)	900			(23,523)
40737 COUNTY SERVICE AREA #38 ZN 2	17,930		6,068		11,862
40740 COUNTY SERVICE AREA #42	17,482		9,197		8,285
40745 COUNTY SERVICE AREA #43	124,201		114,528		9,673
40750 COUNTY SERVICE AREA #44	89,567		85,409		4,158
40755 COUNTY SERVICE AREA #45	8,097		7,926		171
40765 COUNTY SERVICE AREA #47	36,086		33,050		3,036
40785 COUNTY SERVICE AREA #51	17,319		8,107		9,212
40790 COUNTY SERVICE AREA #52	43,227		37,717		5,510
40795 COUNTY SERVICE AREA #53	1,876				1,876
40796 COUNTY SERVICE AREA #53 ZONE 1	14,893		13,474		1,419
40800 COUNTY SERVICE AREA #54	14,965		13,570		1,395
40805 COUNTY SERVICE AREA #55	4,783		3,626		1,157
40810 COUNTY SERVICE AREA #56	14,117		8,780		5,337

State Controller Schedules
County Budget Act
January 2010

COUNTY OF KERN
Fund Balance - Special Districts and Other Agencies
Fiscal Year 2011-12

Schedule 13

District Name	Total Fund Balance June 30, 2011	Less: Obligated Fund Balances			Fund Balance Available June 30, 2011 Actual
		Encumbrances	Nonspendable Restricted/ Committed	Assigned	
1	2	3	4	5	6
40820 COUNTY SERVICE AREA #58	25,829		17,967		7,862
40830 COUNTY SERVICE AREA #60	680,684		637,564		43,120
40831 COUNTY SERVICE AREA #60 ZONE 1	32,152		27,809		4,343
40832 COUNTY SERVICE AREA #60 ZONE 2	350,532	14,625	294,159		41,748
40836 COUNTY SERVICE AREA #61 ZONE 1	57,032		54,167		2,865
40837 COUNTY SERVICE AREA #61 ZONE 2	2,796		1,777		1,019
40838 COUNTY SERVICE AREA #61 ZONE 3	30,252		26,955		3,297
40839 COUNTY SERVICE AREA #61 ZONE 4	8,155		7,047		1,108
40840 COUNTY SERVICE AREA #62	5,681		4,189		1,492
40845 COUNTY SERVICE AREA #63	36,926		31,884		5,042
40846 COUNTY SERVICE AREA #63 ZONE 1	204,014		101,596		102,418
40847 COUNTY SERVICE AREA #63 ZONE 2	35,427		17,841		17,586
40848 COUNTY SERVICE AREA #63 ZONE 3	117,122		108,922		8,200
40849 COUNTY SERVICE AREA #63 ZONE 4	258,858		231,405		27,453
40851 COUNTY SERVICE AREA #63 ZONE 5	53,635		31,474		22,161
40852 COUNTY SERVICE AREA #63 ZONE 6	81,585		63,401		18,184
40855 COUNTY SERVICE AREA #65	333,060		101,980		231,080
40856 COUNTY SERVICE AREA #65.1	16,282		14,648		1,634
40860 COUNTY SERVICE AREA #66	7,504		6,418		1,086
40862 COUNTY SERVICE AREA #66 ZONE 2	4,164		2,602		1,562
40863 COUNTY SERVICE AREA #66 ZONE 3	13,006		5,692		7,314
40864 COUNTY SERVICE AREA #66 ZONE 4	3,669		2,715		954
40865 COUNTY SERVICE AREA #67	11,478		10,442		1,036
40866 COUNTY SERVICE AREA #67 ZN 1	5,433		3,447		1,986
40875 COUNTY SERVICE AREA #69	22,820		12,213		10,607
40885 COUNTY SERVICE AREA #71	301,030	4,100	205,260		91,670
40886 COUNTY SERVICE AREA #71 ZONE 1	65,274		40,978		24,296
40887 COUNTY SERVICE AREA #71 ZONE 2	88,674		69,375		19,299
40888 COUNTY SERVICE AREA #71 ZONE 3	530,009		395,611		134,398
40890 COUNTY SERVICE AREA #72	1,311		1,101		210
40893 COUNTY SERVICE AREA #71 ZONE 5	152,184		113,324		38,860
40894 COUNTY SERVICE AREA #71 ZONE 6	4,412		4,162		250
40895 COUNTY SERVICE AREA #71 ZONE 7	771,065		676,000		95,065
40896 COUNTY SERVICE AREA #71 ZONE 8	703,180		627,457		75,723
40901 COUNTY SERVICE AREA #71 ZONE 9	65,729		51,046		14,683
40904 COUNTY SERVICE AREA #81	27,944		24,600		3,344

State Controller Schedules
County Budget Act
January 2010

COUNTY OF KERN
Fund Balance - Special Districts and Other Agencies
Fiscal Year 2011-12

Schedule 13

District Name	Total Fund Balance June 30, 2011	Less: Obligated Fund Balances			Fund Balance Available June 30, 2011 Actual
		Encumbrances	Nonspendable Restricted/ Committed	Assigned	
1	2	3	4	5	6
40906 COUNTY SERVICE AREA #85	110,537		96,941		13,596
40908 COUNTY SERVICE AREA 71 ZONE 10	370,392		352,448		17,944
40911 COUNTY SERVICE AREA #87	10,272		8,897		1,375
40913 COUNTY SERVICE AREA #89	12,402		5,463		6,939
40914 COUNTY SERVICE AREA #91	10,186		9,515		671
40915 COUNTY SERVICE AREA #92	16,065		10,053		6,012
40916 COUNTY SERVICE AREA #92 ZONE 1	41,336		31,937		9,399
40917 COUNTY SERVICE AREA #92 ZONE 2	8,191		4,987		3,204
40918 CSA #95 - CONSTRUCTION	40,432		20,672		19,760
40920 CSA #94	1,948		1,084		864
40921 CSA #94 ZONE 1	9,220		3,404		5,816
40922 COUNTY SERVICE AREA #97 ZONE 1	2,569		111		2,458
40923 COUNTY SERVICE AREA #97 ZONE 2	15,760		8,633		7,127
40925 COUNTY SERVICE AREA #97	10,635		8,057		2,578
TOTAL COUNTY SERVICE AREA	**$ 8,981,038**	**$ 30,231**	**$ 7,314,627**	**$**	**$ 1,636,180**
SANITATION DISTRICTS					
40313 FORD CITY-TAFT HTS SANIT M&O	$ 1,018,379	$ 4,783	$ 634,128	$	$ 379,468
40332 KERN SANITATION AUTHORITY	4,997,800	213,417	3,857,986		926,397
TOTAL SANITATION DISTRICTS	**$ 6,016,179**	**$ 218,200**	**$ 4,492,114**	**$**	**$ 1,305,865**
PUBLIC ASSISTANCE AUTHORITY					
40491 IHSS PUBLIC AUTHORITY	$ 222	$	$ 222	$	$
TOTAL PUBLIC ASSISTANCE AUTHORITY	**$ 222**	**$**	**$ 222**	**$**	**$**
TOTAL SPECIAL DISTRICTS AND OTHER AGENCIES	**$ 14,997,439**	**$ 248,431**	**$ 11,806,963**	**$**	**$ 2,942,045**

Arithimetic Results					COL 2-3-4-5
Totals Transferred From			SCH 14, COL 2	SCH 14, COL 2	
Totals Transferred To					SCH 1, COL 2 SCH 12, COL 2

State Controller Schedules County Budget Act January 2010	COUNTY OF KERN Special Districts and other Agencies Obligated Fund Balances Fiscal Year 2011-12	Schedule 14

District Name	Obligated Fund Balances June 30, 2011	Decreases or Cancellations		Increases or New		Total Obligated Fund Balances for the Budget Year
		CAO Recommended	Adopted by the Board of Supervisors	CAO Recommended	Adopted by the Board of Supervisors	
1	2	3	4	5	6	7
COUNTY SERVICE AREAS						
40515 COUNTY SERVICE AREA #3						
2173 DESIG-GENERAL	$ 3,138	$ 150	$ 150	$	$	$ 2,988
TOTAL COUNTY SERVICE AREA #3	**$ 3,138**	**$ 150**	**$ 150**	**$**	**$**	**$ 2,988**
40520 COUNTY SERVICE AREA #4						
2173 DESIG-GENERAL	$ 6,870	$	$	$ 26	$ 26	$ 6,896
TOTAL COUNTY SERVICE AREA #4	**$ 6,870**	**$**	**$**	**$ 26**	**$ 26**	**$ 6,896**
40525 COUNTY SERVICE AREA #5						
2134 RESERVE-GENERAL	$ 14,559	$ 14,214	$ 14,214	$	$	$ 345
2173 DESIG-GENERAL	1,580			10,826	10,826	12,406
TOTAL COUNTY SERVICE AREA #5	**$ 16,139**	**$ 14,214**	**$ 14,214**	**$ 10,826**	**$ 10,826**	**$ 12,751**
40530 COUNTY SERVICE AREA #6						
2134 RESERVE-GENERAL	$ 21,333	$ 3,251	$ 3,251	$	$	$ 18,082
TOTAL COUNTY SERVICE AREA #6	**$ 21,333**	**$ 3,251**	**$ 3,251**	**$**	**$**	**$ 18,082**
40535 COUNTY SERVICE AREA #7						
2134 RESERVE-GENERAL	$ 1,190	$ 95	$ 95	$	$	$ 1,095
TOTAL COUNTY SERVICE AREA #7	**$ 1,190**	**$ 95**	**$ 95**	**$**	**$**	**$ 1,095**
40540 COUNTY SERVICE AREA #8						
2134 RESERVE-GENERAL	$ 12,937	$ 12,937	$ 12,937	$	$	
2173 DESIG-GENERAL				11,997	11,997	11,997
TOTAL COUNTY SERVICE AREA #8	**$ 12,937**	**$ 12,937**	**$ 12,937**	**$ 11,997**	**$ 11,997**	**$ 11,997**
40545 COUNTY SERVICE AREA #9						
2134 RESERVE-GENERAL	$ 37,311	$ 37,311	$ 37,311	$	$	
2173 DESIG-GENERAL	4,679			29,605	29,605	34,284
TOTAL COUNTY SERVICE AREA #9	**$ 41,990**	**$ 37,311**	**$ 37,311**	**$ 29,605**	**$ 29,605**	**$ 34,284**
40548 COUNTY SERVICE AREA #10 ZONE 6						
2173 DESIG-GENERAL	$ 71,492	$ 6,205	$ 6,205	$	$	$ 65,287
TOTAL COUNTY SERVICE AREA #10 ZONE 6	**$ 71,492**	**$ 6,205**	**$ 6,205**	**$**	**$**	**$ 65,287**
40550 COUNTY SERVICE AREA #10						
2134 RESERVE-GENERAL	$ 31,088	$ 31,088	$ 31,088	$	$	
2173 DESIG-GENERAL				30,579	30,579	30,579
TOTAL COUNTY SERVICE AREA #10	**$ 31,088**	**$ 31,088**	**$ 31,088**	**$ 30,579**	**$ 30,579**	**$ 30,579**

State Controller Schedules
County Budget Act
January 2010

COUNTY OF KERN
Special Districts and other Agencies
Obligated Fund Balances
Fiscal Year 2011-12

Schedule 14

District Name	Obligated Fund Balances June 30, 2011	Decreases or Cancellations		Increases or New		Total Obligated Fund Balances for the Budget Year
		CAO Recommended	Adopted by the Board of Supervisors	CAO Recommended	Adopted by the Board of Supervisors	
1	2	3	4	5	6	7
40555 COUNTY SERVICE AREA #11						
2173 DESIG-GENERAL	$ 72,651	$	$	$ 1,457	$ 1,457	$ 74,108
TOTAL COUNTY SERVICE AREA #11	**$ 72,651**	**$**	**$**	**$ 1,457**	**$ 1,457**	**$ 74,108**
40556 COUNTY SERVICE AREA #11 ZONE 4						
2173 DESIG-GENERAL	$ 68,393	$ 25,388	$ 25,388	$	$	$ 43,005
TOTAL COUNTY SERVICE AREA #11 ZONE 4	**$ 68,393**	**$ 25,388**	**$ 25,388**	**$**	**$**	**$ 43,005**
40557 COUNTY SERVICE AREA #11 ZONE 5						
2173 DESIG-GENERAL	$ 7,221	$	$	$ 3,626	$ 3,626	$ 10,847
TOTAL COUNTY SERVICE AREA #11 ZONE 5	**$ 7,221**	**$**	**$**	**$ 3,626**	**$ 3,626**	**$ 10,847**
40595 COUNTY SERVICE AREA #13						
2134 RESERVE-GENERAL	$ 2,189	$ 2,189	$ 2,189	$	$	
2173 DESIG-GENERAL				1,787	1,787	1,787
TOTAL COUNTY SERVICE AREA #13	**$ 2,189**	**$ 2,189**	**$ 2,189**	**$ 1,787**	**$ 1,787**	**$ 1,787**
40600 COUNTY SERVICE AREA #14						
2173 DESIG-GENERAL	$ 3,837	$	$	$ 29,170	$ 29,170	$ 33,007
TOTAL COUNTY SERVICE AREA #14	**$ 3,837**	**$**	**$**	**$ 29,170**	**$ 29,170**	**$ 33,007**
40605 COUNTY SERVICE AREA #15						
2173 DESIG-GENERAL	$ 82,900	$ 16,381	$ 16,381	$	$	$ 66,519
TOTAL COUNTY SERVICE AREA #15	**$ 82,900**	**$ 16,381**	**$ 16,381**	**$**	**$**	**$ 66,519**
40607 COUNTY SERVICE AREA #15 ZONE 5						
2173 DESIG-GENERAL	$ 1,966	$	$	$ 399	$ 399	$ 2,365
TOTAL COUNTY SERVICE AREA #15 ZONE 5	**$ 1,966**	**$**	**$**	**$ 399**	**$ 399**	**$ 2,365**
40609 COUNTY SERVICE AREA #15 ZONE 4						
2173 DESIG-GENERAL	$ 3,317	$ 415	$ 415	$	$	$ 2,902
TOTAL COUNTY SERVICE AREA #15 ZONE 4	**$ 3,317**	**$ 415**	**$ 415**	**$**	**$**	**$ 2,902**
40610 COUNTY SERVICE AREA #16						
2173 DESIG-GENERAL	$ 1,305	$	$	$ 14,606	$ 14,606	$ 15,911
TOTAL COUNTY SERVICE AREA #16	**$ 1,305**	**$**	**$**	**$ 14,606**	**$ 14,606**	**$ 15,911**
40615 COUNTY SERVICE AREA #17						
2173 DESIG-GENERAL	$ 52,786	$	$	$ 6,166	$ 6,166	$ 58,952
TOTAL COUNTY SERVICE AREA #17	**$ 52,786**	**$**	**$**	**$ 6,166**	**$ 6,166**	**$ 58,952**

State Controller Schedules
County Budget Act
January 2010

COUNTY OF KERN
Special Districts and other Agencies
Obligated Fund Balances
Fiscal Year 2011-12

Schedule 14

District Name	Obligated Fund Balances June 30, 2011	Decreases or Cancellations		Increases or New		Total Obligated Fund Balances for the Budget Year
		CAO Recommended	Adopted by the Board of Supervisors	CAO Recommended	Adopted by the Board of Supervisors	
1	2	3	4	5	6	7
40616 COUNTY SERVICE AREA #17 ZONE 1						
2173 DESIG-GENERAL	$ 89,793	$	$	$ 12,395	$ 12,395	$ 102,188
TOTAL COUNTY SERVICE AREA #17 ZONE 1	**$ 89,793**	**$**	**$**	**$ 12,395**	**$ 12,395**	**$ 102,188**
40617 COUNTY SERVICE AREA #17 ZONE 2						
2173 DESIG-GENERAL	$ 159,334	$ 9,831	$ 9,831	$	$	$ 149,503
TOTAL COUNTY SERVICE AREA #17 ZONE 2	**$ 159,334**	**$ 9,831**	**$ 9,831**	**$**	**$**	**$ 149,503**
40618 CSA #17 ZONE 3						
2134 RESERVE-GENERAL	$ 17,330	$ 17,330	$ 17,330	$	$	$
2173 DESIG-GENERAL	14,841			18,721	18,721	33,562
TOTAL CSA #17 ZONE 3	**$ 32,171**	**$ 17,330**	**$ 17,330**	**$ 18,721**	**$ 18,721**	**$ 33,562**
40620 COUNTY SERVICE AREA #18						
2173 DESIG-GENERAL	$ 69,446	$ 5,498	$ 5,498	$	$	$ 63,948
TOTAL COUNTY SERVICE AREA #18	**$ 69,446**	**$ 5,498**	**$ 5,498**	**$**	**$**	**$ 63,948**
40626 COUNTY SERVICE AREA #18 ZONE 5						
2173 DESIG-GENERAL	$ 6,040	$	$	$ 1,518	$ 1,518	$ 7,558
TOTAL COUNTY SERVICE AREA #18 ZONE 5	**$ 6,040**	**$**	**$**	**$ 1,518**	**$ 1,518**	**$ 7,558**
40627 COUNTY SERVICE AREA #18 ZONE 6						
2173 DESIG-GENERAL	$ 27,108	$ 5,345	$ 5,345	$	$	$ 21,763
TOTAL COUNTY SERVICE AREA #18 ZONE 6	**$ 27,108**	**$ 5,345**	**$ 5,345**	**$**	**$**	**$ 21,763**
40628 COUNTY SERVICE AREA #18 ZONE 7						
2134 RESERVE-GENERAL	$ 51,740	$ 51,740	$ 51,740	$	$	$
2173 DESIG-GENERAL	36,384			40,217	40,217	76,601
TOTAL COUNTY SERVICE AREA #18 ZONE 7	**$ 88,124**	**$ 51,740**	**$ 51,740**	**$ 40,217**	**$ 40,217**	**$ 76,601**
40630 COUNTY SERVICE AREA #20						
2134 RESERVE-GENERAL	$ 90,682	$ 90,682	$ 90,682	$	$	$
2173 DESIG-GENERAL	9,669			89,891	89,891	99,560
TOTAL COUNTY SERVICE AREA #20	**$ 100,351**	**$ 90,682**	**$ 90,682**	**$ 89,891**	**$ 89,891**	**$ 99,560**
40635 COUNTY SERVICE AREA #21						
2173 DESIG-GENERAL	$ 1,460	$	$	$ 68	$ 68	$ 1,528
TOTAL COUNTY SERVICE AREA #21	**$ 1,460**	**$**	**$**	**$ 68**	**$ 68**	**$ 1,528**

State Controller Schedules
County Budget Act
January 2010

COUNTY OF KERN
Special Districts and other Agencies
Obligated Fund Balances
Fiscal Year 2011-12

Schedule 14

District Name	Obligated Fund Balances June 30, 2011	Decreases or Cancellations		Increases or New		Total Obligated Fund Balances for the Budget Year
		CAO Recommended	Adopted by the Board of Supervisors	CAO Recommended	Adopted by the Board of Supervisors	
1	2	3	4	5	6	7
40640 COUNTY SERVICE AREA #22						
2173 DESIG-GENERAL	$ 94,356	$ 15,772	$ 15,772	$	$	$ 78,584
TOTAL COUNTY SERVICE AREA #22	**$ 94,356**	**$ 15,772**	**$ 15,772**	**$**	**$**	**$ 78,584**
40645 COUNTY SERVICE AREA #23						
2156 DESIG-INFRASTRUCTURE REPLACMNT	$	$	$	$ 30,000	$ 30,000	$ 30,000
2173 DESIG-GENERAL	64,478	32,901	32,901			31,577
TOTAL COUNTY SERVICE AREA #23	**$ 64,478**	**$ 32,901**	**$**	**$ 30,000**	**$ 30,000**	**$ 61,577**
40648 CO SERV AREA #23 ZONE 1						
2173 DESIG-GENERAL	$ 9,362	$ 1,650	$ 1,650	$	$	$ 7,712
TOTAL CO SERV AREA #23 ZONE 1	**$ 9,362**	**$ 1,650**	**$ 1,650**	**$**	**$**	**$ 7,712**
40650 COUNTY SERVICE AREA #24						
2173 DESIG-GENERAL	$ 3,165	$	$	$ 95	$ 95	$ 3,260
TOTAL COUNTY SERVICE AREA #24	**$ 3,165**	**$**	**$**	**$ 95**	**$ 95**	**$ 3,260**
40660 COUNTY SERVICE AREA #26						
2173 DESIG-GENERAL	$ 38,304	$ 2,946	$ 2,946	$	$	$ 35,358
TOTAL COUNTY SERVICE AREA #26	**$ 38,304**	**$ 2,946**	**$ 2,946**	**$**	**$**	**$ 35,358**
40665 COUNTY SERVICE AREA #27						
2173 DESIG-GENERAL	$ 74,574	$	$	$ 1,646	$ 1,646	$ 76,220
TOTAL COUNTY SERVICE AREA #27	**$ 74,574**	**$**	**$**	**$ 1,646**	**$ 1,646**	**$ 76,220**
40666 COUNTY SERVICE AREA 27 ZONE 2						
2173 DESIG-GENERAL	$ 33,315	$	$	$ 4,628	$ 4,628	$ 37,943
TOTAL COUNTY SERVICE AREA 27 ZONE 2	**$ 33,315**	**$**	**$**	**$ 4,628**	**$ 4,628**	**$ 37,943**
40675 COUNTY SERVICE AREA #29						
2173 DESIG-GENERAL	$ 1,237	$	$	$ 125	$ 125	$ 1,362
TOTAL COUNTY SERVICE AREA #29	**$ 1,237**	**$**	**$**	**$ 125**	**$ 125**	**$ 1,362**
40676 COUNTY SERVICE AREA #30 ZONE 6						
2173 DESIG-GENERAL	$ 61,193	$	$	$ 8,250	$ 8,250	$ 69,443
TOTAL COUNTY SERVICE AREA #30 ZONE 6	**$ 61,193**	**$**	**$**	**$ 8,250**	**$ 8,250**	**$ 69,443**
40680 COUNTY SERVICE AREA #30						
2173 DESIG-GENERAL	$ 74,112	$ 3,409	$ 3,409	$	$	$ 70,703
TOTAL COUNTY SERVICE AREA #30	**$ 74,112**	**$ 3,409**	**$ 3,409**	**$**	**$**	**$ 70,703**

State Controller Schedules
County Budget Act
January 2010

COUNTY OF KERN
Special Districts and other Agencies
Obligated Fund Balances
Fiscal Year 2011-12

Schedule 14

District Name	Obligated Fund Balances June 30, 2011	Decreases or Cancellations		Increases or New		Total Obligated Fund Balances for the Budget Year
		CAO Recommended	Adopted by the Board of Supervisors	CAO Recommended	Adopted by the Board of Supervisors	
1	2	3	4	5	6	7
40682 COUNTY SERVICE AREA #30 ZONE 2						
2173 DESIG-GENERAL	$ 5,093	$	$	$ 2,666	$ 2,666	$ 7,759
TOTAL COUNTY SERVICE AREA #30 ZONE 2	**$ 5,093**	**$**	**$**	**$ 2,666**	**$ 2,666**	**$ 7,759**
40685 COUNTY SERVICE AREA #31						
2173 DESIG-GENERAL	$ 10,370	$ 1,527	$ 1,527	$	$	$ 8,843
TOTAL COUNTY SERVICE AREA #31	**$ 10,370**	**$ 1,527**	**$ 1,527**	**$**	**$**	**$ 8,843**
40690 COUNTY SERVICE AREA #32						
2173 DESIG-GENERAL	$ 704	$	$	$ 37	$ 37	$ 741
TOTAL COUNTY SERVICE AREA #32	**$ 704**	**$**	**$**	**$ 37**	**$ 37**	**$ 741**
40700 COUNTY SERVICE AREA #34						
2173 DESIG-GENERAL	$ 34,584	$	$	$ 5,619	$ 5,619	$ 40,203
TOTAL COUNTY SERVICE AREA #34	**$ 34,584**	**$**	**$**	**$ 5,619**	**$ 5,619**	**$ 40,203**
40710 COUNTY SERVICE AREA #36						
2173 DESIG-GENERAL	$ 134,899	$ 16,903	$ 16,903	$	$	$ 117,996
TOTAL COUNTY SERVICE AREA #36	**$ 134,899**	**$ 16,903**	**$ 16,903**	**$**	**$**	**$ 117,996**
40715 COUNTY SERVICE AREA #37						
2173 DESIG-GENERAL	$ 38,462	$	$	$ 1,482	$ 1,482	$ 39,944
TOTAL COUNTY SERVICE AREA #37	**$ 38,462**	**$**	**$**	**$ 1,482**	**$ 1,482**	**$ 39,944**
40720 COUNTY SERVICE AREA #38						
2173 DESIG-GENERAL	$ 6,492	$ 897	$ 897	$	$	$ 5,595
TOTAL COUNTY SERVICE AREA #38	**$ 6,492**	**$ 897**	**$ 897**	**$**	**$**	**$ 5,595**
40722 COUNTY SERVICE AREA #39 ZONE 4						
2173 DESIG-GENERAL	$ 5,402	$	$	$ 9,149	$ 9,149	$ 14,551
TOTAL COUNTY SERVICE AREA #39 ZONE 4	**$ 5,402**	**$**	**$**	**$ 9,149**	**$ 9,149**	**$ 14,551**
40723 COUNTY SERVICE AREA #39 ZONE 5						
2173 DESIG-GENERAL	$ 508	$	$	$ 98	$ 98	$ 606
TOTAL COUNTY SERVICE AREA #39 ZONE 5	**$ 508**	**$**	**$**	**$ 98**	**$ 98**	**$ 606**
40724 COUNTY SERVICE AREA #40.1 EMS						
2173 DESIG-GENERAL	$ 279,059	$	$	$ 22,640	$ 22,640	$ 301,699
TOTAL COUNTY SERVICE AREA #40.1 EMS	**$ 279,059**	**$**	**$**	**$ 22,640**	**$ 22,640**	**$ 301,699**

State Controller Schedules
County Budget Act
January 2010

COUNTY OF KERN
Special Districts and other Agencies
Obligated Fund Balances
Fiscal Year 2011-12

Schedule 14

District Name	Obligated Fund Balances June 30, 2011	Decreases or Cancellations: CAO Recommended	Decreases or Cancellations: Adopted by the Board of Supervisors	Increases or New: CAO Recommended	Increases or New: Adopted by the Board of Supervisors	Total Obligated Fund Balances for the Budget Year
1	2	3	4	5	6	7
40725 COUNTY SERVICE AREA #39						
2173 DESIG-GENERAL	$ 220	$ 254	$ 254	$	$	$ (34)
TOTAL COUNTY SERVICE AREA #39	**$ 220**	**$ 254**	**$ 254**	**$**	**$**	**$ (34)**
40726 CO SERVICE AREA #39 ZONE 1						
2173 DESIG-GENERAL	$ 12,982	$ 2,678	$ 2,678	$	$	$ 10,304
TOTAL CO SERVICE AREA #39 ZONE 1	**$ 12,982**	**$ 2,678**	**$ 2,678**	**$**	**$**	**$ 10,304**
40727 CO SERVICE AREA #39.2 Z OF B2						
2173 DESIG-GENERAL	$ 19,005	$	$	$ 1,835	$ 1,835	$ 20,840
TOTAL CO SERVICE AREA #39.2 Z OF B2	**$ 19,005**	**$**	**$**	**$ 1,835**	**$ 1,835**	**$ 20,840**
40730 COUNTY SERVICE AREA #40						
2156 DESIG-INFRASTRUCTURE REPLACMNT	$	$	$	$ 66,457	$ 66,457	$ 66,457
2168 DESIG-SEWAGE DISP SYSTEM	30,000					30,000
2173 DESIG-GENERAL	275,300	216,886	216,886			58,414
TOTAL COUNTY SERVICE AREA #40	**$ 305,300**	**$ 216,886**	**$**	**$ 66,457**	**$ 66,457**	**$ 154,871**
40737 COUNTY SERVICE AREA #38 ZN 2						
2173 DESIG-GENERAL	$ 6,068	$	$	$ 7,415	$ 7,415	$ 13,483
TOTAL COUNTY SERVICE AREA #38 ZN 2	**$ 6,068**	**$**	**$**	**$ 7,415**	**$ 7,415**	**$ 13,483**
40740 COUNTY SERVICE AREA #42						
2173 DESIG-GENERAL	$ 9,197	$	$	$ 2,153	$ 2,153	$ 11,350
TOTAL COUNTY SERVICE AREA #42	**$ 9,197**	**$**	**$**	**$ 2,153**	**$ 2,153**	**$ 11,350**
40745 COUNTY SERVICE AREA #43						
2173 DESIG-GENERAL	$ 114,528	$ 23,966	$ 23,966	$	$	$ 90,562
TOTAL COUNTY SERVICE AREA #43	**$ 114,528**	**$ 23,966**	**$ 23,966**	**$**	**$**	**$ 90,562**
40750 COUNTY SERVICE AREA #44						
2173 DESIG-GENERAL	$ 85,409	$ 10,654	$ 10,654	$	$	$ 74,755
TOTAL COUNTY SERVICE AREA #44	**$ 85,409**	**$ 10,654**	**$ 10,654**	**$**	**$**	**$ 74,755**
40755 COUNTY SERVICE AREA #45						
2173 DESIG-GENERAL	$ 7,926	$ 2,452	$ 2,452	$	$	$ 5,474
TOTAL COUNTY SERVICE AREA #45	**$ 7,926**	**$ 2,452**	**$ 2,452**	**$**	**$**	**$ 5,474**
40765 COUNTY SERVICE AREA #47						
2173 DESIG-GENERAL	$ 33,050	$ 5,442	$ 5,442	$	$	$ 27,608
TOTAL COUNTY SERVICE AREA #47	**$ 33,050**	**$ 5,442**	**$ 5,442**	**$**	**$**	**$ 27,608**

State Controller Schedules
County Budget Act
January 2010

COUNTY OF KERN
Special Districts and other Agencies
Obligated Fund Balances
Fiscal Year 2011-12

Schedule 14

District Name	Obligated Fund Balances June 30, 2011	Decreases or Cancellations		Increases or New		Total Obligated Fund Balances for the Budget Year
		CAO Recommended	Adopted by the Board of Supervisors	CAO Recommended	Adopted by the Board of Supervisors	
1	2	3	4	5	6	7
40785 COUNTY SERVICE AREA #51						
2173 DESIG-GENERAL	$ 8,107	$	$	$ 3,236	$ 3,236	$ 11,343
TOTAL COUNTY SERVICE AREA #51	**$ 8,107**	**$**	**$**	**$ 3,236**	**$ 3,236**	**$ 11,343**
40790 COUNTY SERVICE AREA #52						
2173 DESIG-GENERAL	$ 37,717	$	$	$ 3,159	$ 3,159	$ 40,876
TOTAL COUNTY SERVICE AREA #52	**$ 37,717**	**$**	**$**	**$ 3,159**	**$ 3,159**	**$ 40,876**
40796 COUNTY SERVICE AREA #53 ZONE 1						
2173 DESIG-GENERAL	$ 13,474	$	$	$ 70	$ 70	$ 13,544
TOTAL COUNTY SERVICE AREA #53 ZONE 1	**$ 13,474**	**$**	**$**	**$ 70**	**$ 70**	**$ 13,544**
40800 COUNTY SERVICE AREA #54						
2173 DESIG-GENERAL	$ 13,570	$ 810	$ 810	$	$	$ 12,760
TOTAL COUNTY SERVICE AREA #54	**$ 13,570**	**$ 810**	**$ 810**	**$**	**$**	**$ 12,760**
40805 COUNTY SERVICE AREA #55						
2173 DESIG-GENERAL	$ 3,626	$	$	$ 665	$ 665	$ 4,291
TOTAL COUNTY SERVICE AREA #55	**$ 3,626**	**$**	**$**	**$ 665**	**$ 665**	**$ 4,291**
40810 COUNTY SERVICE AREA #56						
2173 DESIG-GENERAL	$ 8,780	$	$	$ 2,021	$ 2,021	$ 10,801
TOTAL COUNTY SERVICE AREA #56	**$ 8,780**	**$**	**$**	**$ 2,021**	**$ 2,021**	**$ 10,801**
40820 COUNTY SERVICE AREA #58						
2173 DESIG-GENERAL	$ 17,967	$	$	$ 3,691	$ 3,691	$ 21,658
TOTAL COUNTY SERVICE AREA #58	**$ 17,967**	**$**	**$**	**$ 3,691**	**$ 3,691**	**$ 21,658**
40830 COUNTY SERVICE AREA #60						
2173 DESIG-GENERAL	$ 637,564	$ 125,416	$ 125,416	$	$	$ 512,148
TOTAL COUNTY SERVICE AREA #60	**$ 637,564**	**$ 125,416**	**$ 125,416**	**$**	**$**	**$ 512,148**
40831 COUNTY SERVICE AREA #60 ZONE 1						
2173 DESIG-GENERAL	$ 27,809	$ 713	$ 713	$	$	$ 27,096
TOTAL COUNTY SERVICE AREA #60 ZONE 1	**$ 27,809**	**$ 713**	**$ 713**	**$**	**$**	**$ 27,096**
40832 COUNTY SERVICE AREA #60 ZONE 2						
2173 DESIG-GENERAL	$ 294,159	$ 18,106	$ 18,106	$	$	$ 276,053
TOTAL COUNTY SERVICE AREA #60 ZONE 2	**$ 294,159**	**$ 18,106**	**$ 18,106**	**$**	**$**	**$ 276,053**

State Controller Schedules
County Budget Act
January 2010

COUNTY OF KERN
Special Districts and other Agencies
Obligated Fund Balances
Fiscal Year 2011-12

Schedule 14

District Name	Obligated Fund Balances June 30, 2011	Decreases or Cancellations		Increases or New		Total Obligated Fund Balances for the Budget Year
		CAO Recommended	Adopted by the Board of Supervisors	CAO Recommended	Adopted by the Board of Supervisors	
1	2	3	4	5	6	7
40836 COUNTY SERVICE AREA #61 ZONE 1						
2173 DESIG-GENERAL	$ 54,167	$ 5,258	$ 5,258	$	$	$ 48,909
TOTAL COUNTY SERVICE AREA #61 ZONE 1	**$ 54,167**	**$ 5,258**	**$ 5,258**	**$**	**$**	**$ 48,909**
40837 COUNTY SERVICE AREA #61 ZONE 2						
2173 DESIG-GENERAL	$ 1,777	$	$	$ 721	$ 721	$ 2,498
TOTAL COUNTY SERVICE AREA #61 ZONE 2	**$ 1,777**	**$**	**$**	**$ 721**	**$ 721**	**$ 2,498**
40838 COUNTY SERVICE AREA #61 ZONE 3						
2173 DESIG-GENERAL	$ 26,955	$ 4,151	$ 4,151	$	$	$ 22,804
TOTAL COUNTY SERVICE AREA #61 ZONE 3	**$ 26,955**	**$ 4,151**	**$ 4,151**	**$**	**$**	**$ 22,804**
40839 COUNTY SERVICE AREA #61 ZONE 4						
2173 DESIG-GENERAL	$ 7,047	$ 1,568	$ 1,568	$	$	$ 5,479
TOTAL COUNTY SERVICE AREA #61 ZONE 4	**$ 7,047**	**$ 1,568**	**$ 1,568**	**$**	**$**	**$ 5,479**
40840 COUNTY SERVICE AREA #62						
2173 DESIG-GENERAL	$ 4,189	$ 3,262	$ 3,262	$	$	$ 927
TOTAL COUNTY SERVICE AREA #62	**$ 4,189**	**$ 3,262**	**$ 3,262**	**$**	**$**	**$ 927**
40845 COUNTY SERVICE AREA #63						
2173 DESIG-GENERAL	$ 31,884	$	$	$ 4,061	$ 4,061	$ 35,945
TOTAL COUNTY SERVICE AREA #63	**$ 31,884**	**$**	**$**	**$ 4,061**	**$ 4,061**	**$ 35,945**
40846 COUNTY SERVICE AREA #63 ZONE 1						
2173 DESIG-GENERAL	$ 101,596	$	$	$ 100,092	$ 100,092	$ 201,688
TOTAL COUNTY SERVICE AREA #63 ZONE 1	**$ 101,596**	**$**	**$**	**$ 100,092**	**$ 100,092**	**$ 201,688**
40847 COUNTY SERVICE AREA #63 ZONE 2						
2173 DESIG-GENERAL	$ 17,841	$	$	$ 5,700	$ 5,700	$ 23,541
TOTAL COUNTY SERVICE AREA #63 ZONE 2	**$ 17,841**	**$**	**$**	**$ 5,700**	**$ 5,700**	**$ 23,541**
40848 COUNTY SERVICE AREA #63 ZONE 3						
2173 DESIG-GENERAL	$ 108,922	$ 15,863	$ 15,863	$	$	$ 93,059
TOTAL COUNTY SERVICE AREA #63 ZONE 3	**$ 108,922**	**$ 15,863**	**$ 15,863**	**$**	**$**	**$ 93,059**
40849 COUNTY SERVICE AREA #63 ZONE 4						
2173 DESIG-GENERAL	$ 231,405	$ 1,639	$ 1,639	$	$	$ 229,766
TOTAL COUNTY SERVICE AREA #63 ZONE 4	**$ 231,405**	**$ 1,639**	**$ 1,639**	**$**	**$**	**$ 229,766**

State Controller Schedules
County Budget Act
January 2010

COUNTY OF KERN
Special Districts and other Agencies
Obligated Fund Balances
Fiscal Year 2011-12

Schedule 14

District Name	Obligated Fund Balances June 30, 2011	Decreases or Cancellations		Increases or New		Total Obligated Fund Balances for the Budget Year
		CAO Recommended	Adopted by the Board of Supervisors	CAO Recommended	Adopted by the Board of Supervisors	
1	2	3	4	5	6	7
40851 COUNTY SERVICE AREA #63 ZONE 5						
2173 DESIG-GENERAL	$ 31,474	$	$	$ 10,951	$ 10,951	$ 42,425
TOTAL COUNTY SERVICE AREA #63 ZONE 5	**$ 31,474**	**$**	**$**	**$ 10,951**	**$ 10,951**	**$ 42,425**
40852 COUNTY SERVICE AREA #63 ZONE 6						
2173 DESIG-GENERAL	$ 63,401	$	$	$ 2,100	$ 2,100	$ 65,501
TOTAL COUNTY SERVICE AREA #63 ZONE 6	**$ 63,401**	**$**	**$**	**$ 2,100**	**$ 2,100**	**$ 65,501**
40855 COUNTY SERVICE AREA #65						
2163 DESIG-WTLNS/HYD RPLC	$ 90,000	$	$	$	$	$ 90,000
2173 DESIG-GENERAL	11,980			18,427	18,427	30,407
TOTAL COUNTY SERVICE AREA #65	**$ 101,980**	**$**	**$**	**$ 18,427**	**$ 18,427**	**$ 120,407**
40856 COUNTY SERVICE AREA #65.1						
2173 DESIG-GENERAL	$ 14,648	$	$	$ 1,120	$ 1,120	$ 15,768
TOTAL COUNTY SERVICE AREA #65.1	**$ 14,648**	**$**	**$**	**$ 1,120**	**$ 1,120**	**$ 15,768**
40860 COUNTY SERVICE AREA #66						
2173 DESIG-GENERAL	$ 6,418	$	$	$ 1,272	$ 1,272	$ 7,690
TOTAL COUNTY SERVICE AREA #66	**$ 6,418**	**$**	**$**	**$ 1,272**	**$ 1,272**	**$ 7,690**
40862 COUNTY SERVICE AREA #66 ZONE 2						
2173 DESIG-GENERAL	$ 2,602	$	$	$ 1,621	$ 1,621	$ 4,223
TOTAL COUNTY SERVICE AREA #66 ZONE 2	**$ 2,602**	**$**	**$**	**$ 1,621**	**$ 1,621**	**$ 4,223**
40863 COUNTY SERVICE AREA #66 ZONE 3						
2173 DESIG-GENERAL	$ 5,692	$	$	$ 4,867	$ 4,867	$ 10,559
TOTAL COUNTY SERVICE AREA #66 ZONE 3	**$ 5,692**	**$**	**$**	**$ 4,867**	**$ 4,867**	**$ 10,559**
40864 COUNTY SERVICE AREA #66 ZONE 4						
2173 DESIG-GENERAL	$ 2,715	$	$	$ 1,463	$ 1,463	$ 4,178
TOTAL COUNTY SERVICE AREA #66 ZONE 4	**$ 2,715**	**$**	**$**	**$ 1,463**	**$ 1,463**	**$ 4,178**
40865 COUNTY SERVICE AREA #67						
2173 DESIG-GENERAL	$ 10,442	$ 2,221	$ 2,221	$	$	$ 8,221
TOTAL COUNTY SERVICE AREA #67	**$ 10,442**	**$ 2,221**	**$ 2,221**	**$**	**$**	**$ 8,221**
40866 COUNTY SERVICE AREA #67 ZN 1						
2173 DESIG-GENERAL	$ 3,447	$ 3,540	$ 3,540	$	$	$ (93)
TOTAL COUNTY SERVICE AREA #67 ZN 1	**$ 3,447**	**$ 3,540**	**$ 3,540**	**$**	**$**	**$ (93)**

State Controller Schedules
County Budget Act
January 2010

COUNTY OF KERN
Special Districts and other Agencies
Obligated Fund Balances
Fiscal Year 2011-12

Schedule 14

District Name	Obligated Fund Balances June 30, 2011	Decreases or Cancellations: CAO Recommended	Decreases or Cancellations: Adopted by the Board of Supervisors	Increases or New: CAO Recommended	Increases or New: Adopted by the Board of Supervisors	Total Obligated Fund Balances for the Budget Year
1	2	3	4	5	6	7
40875 COUNTY SERVICE AREA #69						
2173 DESIG-GENERAL	$ 12,213	$	$	$ 3,096	$ 3,096	$ 15,309
TOTAL COUNTY SERVICE AREA #69	**$ 12,213**	**$**	**$**	**$ 3,096**	**$ 3,096**	**$ 15,309**
40885 COUNTY SERVICE AREA #71						
2164 DESIG-TRUNK LINE	$ 15,018	$ 15,018	$ 15,018	$	$	
2173 DESIG-GENERAL	190,242			15,464	15,464	205,706
TOTAL COUNTY SERVICE AREA #71	**$ 205,260**	**$ 15,018**	**$ 15,018**	**$ 15,464**	**$ 15,464**	**$ 205,706**
40886 COUNTY SERVICE AREA #71 ZONE 1						
2173 DESIG-GENERAL	$ 40,978	$	$	$ 414	$ 414	$ 41,392
TOTAL COUNTY SERVICE AREA #71 ZONE 1	**$ 40,978**	**$**	**$**	**$ 414**	**$ 414**	**$ 41,392**
40887 COUNTY SERVICE AREA #71 ZONE 2						
2173 DESIG-GENERAL	$ 69,375	$ 5,745	$ 5,745	$	$	$ 63,630
TOTAL COUNTY SERVICE AREA #71 ZONE 2	**$ 69,375**	**$ 5,745**	**$ 5,745**	**$**	**$**	**$ 63,630**
40888 COUNTY SERVICE AREA #71 ZONE 3						
2173 DESIG-GENERAL	$ 395,611	$ 7,001	$ 7,001	$	$	$ 388,610
TOTAL COUNTY SERVICE AREA #71 ZONE 3	**$ 395,611**	**$ 7,001**	**$ 7,001**	**$**	**$**	**$ 388,610**
40890 COUNTY SERVICE AREA #72						
2173 DESIG-GENERAL	$ 1,101	$ 263	$ 263	$	$	$ 838
TOTAL COUNTY SERVICE AREA #72	**$ 1,101**	**$ 263**	**$ 263**	**$**	**$**	**$ 838**
40893 COUNTY SERVICE AREA #71 ZONE 5						
2173 DESIG-GENERAL	$ 113,324	$	$	$ 31,604	$ 31,604	$ 144,928
TOTAL COUNTY SERVICE AREA #71 ZONE 5	**$ 113,324**	**$**	**$**	**$ 31,604**	**$ 31,604**	**$ 144,928**
40894 COUNTY SERVICE AREA #71 ZONE 6						
2173 DESIG-GENERAL	$ 4,162	$ 101	$ 101	$	$	$ 4,061
TOTAL COUNTY SERVICE AREA #71 ZONE 6	**$ 4,162**	**$ 101**	**$ 101**	**$**	**$**	**$ 4,061**
40895 COUNTY SERVICE AREA #71 ZONE 7						
2173 DESIG-GENERAL	$ 676,000	$ 69,421	$ 69,421	$	$	$ 606,579
TOTAL COUNTY SERVICE AREA #71 ZONE 7	**$ 676,000**	**$ 69,421**	**$ 69,421**	**$**	**$**	**$ 606,579**
40896 COUNTY SERVICE AREA #71 ZONE 8						
2173 DESIG-GENERAL	$ 627,457	$ 20,239	$ 20,239	$	$	$ 607,218
TOTAL COUNTY SERVICE AREA #71 ZONE 8	**$ 627,457**	**$ 20,239**	**$ 20,239**	**$**	**$**	**$ 607,218**

State Controller Schedules
County Budget Act
January 2010

COUNTY OF KERN
Special Districts and other Agencies
Obligated Fund Balances
Fiscal Year 2011-12

Schedule 14

District Name	Obligated Fund Balances June 30, 2011	Decreases or Cancellations		Increases or New		Total Obligated Fund Balances for the Budget Year
		CAO Recommended	Adopted by the Board of Supervisors	CAO Recommended	Adopted by the Board of Supervisors	
1	2	3	4	5	6	7
40901 COUNTY SERVICE AREA #71 ZONE 9						
2173 DESIG-GENERAL	$ 51,046	$	$	$ 6,863	$ 6,863	$ 57,909
TOTAL COUNTY SERVICE AREA #71 ZONE 9	**$ 51,046**	**$**	**$**	**$ 6,863**	**$ 6,863**	**$ 57,909**
40904 COUNTY SERVICE AREA #81						
2173 DESIG-GENERAL	$ 24,600	$	$	$ 996	$ 996	$ 25,596
TOTAL COUNTY SERVICE AREA #81	**$ 24,600**	**$**	**$**	**$ 996**	**$ 996**	**$ 25,596**
40906 COUNTY SERVICE AREA #85						
2173 DESIG-GENERAL	$ 96,941	$ 7,526	$ 7,526	$	$	$ 89,415
TOTAL COUNTY SERVICE AREA #85	**$ 96,941**	**$ 7,526**	**$ 7,526**	**$**	**$**	**$ 89,415**
40908 COUNTY SERVICE AREA 71 ZONE 10						
2173 DESIG-GENERAL	$ 352,448	$ 40,458	$ 40,458	$	$	$ 311,990
TOTAL COUNTY SERVICE AREA 71 ZONE 10	**$ 352,448**	**$ 40,458**	**$ 40,458**	**$**	**$**	**$ 311,990**
40910 COUNTY SERVICE AREA #87.2						
2173 DESIG-GENERAL	$	$	$	$ 178	$ 178	$ 178
TOTAL COUNTY SERVICE AREA #87.2	**$**	**$**	**$**	**$ 178**	**$ 178**	**$ 178**
40911 COUNTY SERVICE AREA #87						
2173 DESIG-GENERAL	$ 8,897	$ 588	$ 588	$	$	$ 8,309
TOTAL COUNTY SERVICE AREA #87	**$ 8,897**	**$ 588**	**$ 588**	**$**	**$**	**$ 8,309**
40913 COUNTY SERVICE AREA #89						
2173 DESIG-GENERAL	$ 5,463	$	$	$ 4,947	$ 4,947	$ 10,410
TOTAL COUNTY SERVICE AREA #89	**$ 5,463**	**$**	**$**	**$ 4,947**	**$ 4,947**	**$ 10,410**
40914 COUNTY SERVICE AREA #91						
2173 DESIG-GENERAL	$ 9,515	$ 173	$ 173	$	$	$ 9,342
TOTAL COUNTY SERVICE AREA #91	**$ 9,515**	**$ 173**	**$ 173**	**$**	**$**	**$ 9,342**
40915 COUNTY SERVICE AREA #92						
2173 DESIG-GENERAL	$ 10,053	$	$	$ 4,063	$ 4,063	$ 14,116
TOTAL COUNTY SERVICE AREA #92	**$ 10,053**	**$**	**$**	**$ 4,063**	**$ 4,063**	**$ 14,116**
40916 COUNTY SERVICE AREA #92 ZONE 1						
2173 DESIG-GENERAL	$ 31,937	$ 2,625	$ 2,625	$	$	$ 29,312
TOTAL COUNTY SERVICE AREA #92 ZONE 1	**$ 31,937**	**$ 2,625**	**$ 2,625**	**$**	**$**	**$ 29,312**

State Controller Schedules
County Budget Act
January 2010

COUNTY OF KERN
Special Districts and other Agencies
Obligated Fund Balances
Fiscal Year 2011-12

Schedule 14

District Name	Obligated Fund Balances June 30, 2011	Decreases or Cancellations: CAO Recommended	Decreases or Cancellations: Adopted by the Board of Supervisors	Increases or New: CAO Recommended	Increases or New: Adopted by the Board of Supervisors	Total Obligated Fund Balances for the Budget Year
1	2	3	4	5	6	7
40917 COUNTY SERVICE AREA #92 ZONE 2						
2173 DESIG-GENERAL	$ 4,987	$	$	$ 974	$ 974	$ 5,961
TOTAL COUNTY SERVICE AREA #92 ZONE 2	**$ 4,987**	**$**	**$**	**$ 974**	**$ 974**	**$ 5,961**
40918 CSA #95 - CONSTRUCTION						
2173 DESIG-GENERAL	$ 20,672	$	$	$ 14,584	$ 14,584	$ 35,256
TOTAL CSA #95 - CONSTRUCTION	**$ 20,672**	**$**	**$**	**$ 14,584**	**$ 14,584**	**$ 35,256**
40920 CSA #94						
2173 DESIG-GENERAL	$ 1,084	$ 262	$ 262	$	$	$ 822
TOTAL CSA #94	**$ 1,084**	**$ 262**	**$ 262**	**$**	**$**	**$ 822**
40921 CSA #94 ZONE 1						
2173 DESIG-GENERAL	$ 3,404	$	$	$ 2,752	$ 2,752	$ 6,156
TOTAL CSA #94 ZONE 1	**$ 3,404**	**$**	**$**	**$ 2,752**	**$ 2,752**	**$ 6,156**
40922 COUNTY SERVICE AREA #97 ZONE 1						
2173 DESIG-GENERAL	$ 111	$	$	$ 2,504	$ 2,504	$ 2,615
TOTAL COUNTY SERVICE AREA #97 ZONE 1	**$ 111**	**$**	**$**	**$ 2,504**	**$ 2,504**	**$ 2,615**
40923 COUNTY SERVICE AREA #97 ZONE 2						
2173 DESIG-GENERAL	$ 8,633	$	$	$ 5,496	$ 5,496	$ 14,129
TOTAL COUNTY SERVICE AREA #97 ZONE 2	**$ 8,633**	**$**	**$**	**$ 5,496**	**$ 5,496**	**$ 14,129**
40925 COUNTY SERVICE AREA #97						
2173 DESIG-GENERAL	$ 8,057	$	$	$ 3,775	$ 3,775	$ 11,832
TOTAL COUNTY SERVICE AREA #97	**$ 8,057**	**$**	**$**	**$ 3,775**	**$ 3,775**	**$ 11,832**
TOTAL COUNTY SERVICE AREAS	**$ 7,314,627**	**$ 1,020,354**	**$ 1,020,354**	**$ 730,296**	**$ 730,296**	**$ 7,024,569**
SANITATION DISTRICTS						
40313 FORD CITY-TAFT HTS SANIT M&O						
2198 DESIG-CAPITAL PROJECTS	$ 634,128	$	$	$ 223,113	$ 223,113	$ 857,241
TOTAL FORD CITY-TAFT HTS SANIT M&O	**$ 634,128**	**$**	**$**	**$ 223,113**	**$ 223,113**	**$ 857,241**
40332 KERN SANITATION AUTHORITY						
2198 DESIG-CAPITAL PROJECTS	$ 3,857,986	$	$	$ 743,251	$ 743,251	$ 4,601,237
TOTAL KERN SANITATION AUTHORITY	**$ 3,857,986**	**$**	**$**	**$ 743,251**	**$ 743,251**	**$ 4,601,237**
TOTAL SANITATION DISTRICTS	**$ 4,492,114**	**$**	**$**	**$ 966,364**	**$ 966,364**	**$ 5,458,478**

State Controller Schedules
County Budget Act
January 2010

COUNTY OF KERN
Special Districts and other Agencies
Obligated Fund Balances
Fiscal Year 2011-12

Schedule 14

District Name	Obligated Fund Balances June 30, 2011	Decreases or Cancellations		Increases or New		Total Obligated Fund Balances for the Budget Year
		CAO Recommended	Adopted by the Board of Supervisors	CAO Recommended	Adopted by the Board of Supervisors	
1	2	3	4	5	6	7
PUBLIC ASSISTANCE AUTHORITY						
40491 IHSS PUBLIC AUTHORITY						
2173 DESIG-GENERAL	$ 221	$	$	$	$	$ 221
TOTAL IHSS PUBLIC AUTHORITY	**$ 221**	**$**	**$**	**$**	**$**	**$ 221**
TOTAL PUBLIC ASSISTANCE AUTHORITY	**$ 221**	**$**	**$**	**$**	**$**	**$ 221**

TOTAL SPECIAL DISTRICTS AND OTHER AGENCIES	**$ 11,806,962**	**$ 1,020,354**	**$ 1,020,354**	**$ 1,696,660**	**$ 1,696,660**	**$ 12,483,268**
Arithmetic Results						COL 2-4+6
Total Transferred To	SCH 13, COL'S 4&5		SCH 12, COL 3 SCH1, COL 3		SCH 12, COL 7 SCH1, COL 7	

State Controller Schedules
County Budget Act
January 2010

COUNTY OF KERN
Special Districts and Other Agencies
Financing Sources and Uses by Budget Unit by Object
Fiscal Year 2011-12

Schedule 15

COUNTY SERVICE AREA #3
SPECIAL DISTRICT

Fund 40515
Budget Unit 9103

Detail by Revenue Category and Expenditure Object	Actual 2009-10	Actual 2010-11	CAO Recommended 2011-12	Adopted by the Board of Supervisors 2011-12
1	2	3	4	5
TAXES	$ 1,200	$ 1,263	$ 1,781	$ 1,781
FINES AND FORFEITURES	21	65		
USE OF MONEY/PROPERTY	87	44	126	126
CHARGES FOR SERVICES	(14)	(15)		
OTHER FINANCING SOURCES	47	46	50	50
TOTAL REVENUE	**$ 1,341**	**$ 1,403**	**$ 1,957**	**$ 1,957**
APPROPRIATION FR CONTINGENCIES	$	$	$ 200	$ 200
SERVICES & SUPPLIES	2,238	2,029	1,675	1,675
OTHER CHARGES	27	6	625	625
TOTAL EXPENDITURES/APPROPRIATIONS	**$ 2,265**	**$ 2,035**	**$ 2,500**	**$ 2,500**
NET COST	**$ (924)**	**$ (632)**	**$ (543)**	**$ (543)**

State Controller Schedules
County Budget Act
January 2010

COUNTY OF KERN
Special Districts and Other Agencies
Financing Sources and Uses by Budget Unit by Object
Fiscal Year 2011-12

Schedule 15

COUNTY SERVICE AREA #4
SPECIAL DISTRICT

Fund 40520
Budget Unit 9104

Detail by Revenue Category and Expenditure Object	Actual 2009-10	Actual 2010-11	CAO Recommended 2011-12	Adopted by the Board of Supervisors 2011-12
1	2	3	4	5
TAXES	$ 5,261	$ 5,252	$ 5,814	$ 5,814
FINES AND FORFEITURES	46	97		
USE OF MONEY/PROPERTY	185	101	275	275
CHARGES FOR SERVICES	(37)	(41)		
OTHER FINANCING SOURCES	159	156	152	152
TOTAL REVENUE	**$ 5,614**	**$ 5,565**	**$ 6,241**	**$ 6,241**
SERVICES & SUPPLIES	$ 6,895	$ 6,638	$ 5,825	$ 5,825
OTHER CHARGES	82	17	1,775	1,775
TOTAL EXPENDITURES/APPROPRIATIONS	**$ 6,977**	**$ 6,655**	**$ 7,600**	**$ 7,600**
NET COST	**$ (1,363)**	**$ (1,090)**	**$ (1,359)**	**$ (1,359)**

State Controller Schedules
County Budget Act
January 2010

COUNTY OF KERN
Special Districts and Other Agencies
Financing Sources and Uses by Budget Unit by Object
Fiscal Year 2011-12

Schedule 15

COUNTY SERVICE AREA #5
SPECIAL DISTRICT

Fund 40525
Budget Unit 9105

Detail by Revenue Category and Expenditure Object	Actual 2009-10	Actual 2010-11	CAO Recommended 2011-12	Adopted by the Board of Supervisors 2011-12
1	2	3	4	5
TAXES	$ 4,221	$ 3,223	$	$
FINES AND FORFEITURES	239	120		
USE OF MONEY/PROPERTY	310	195	646	646
CHARGES FOR SERVICES	(47)	(51)		
OTHER FINANCING SOURCES	141	116	112	112
TOTAL REVENUE	**$ 4,864**	**$ 3,603**	**$ 758**	**$ 758**
APPROPRIATION FR CONTINGENCIES	$	$	$ 550	$ 550
SERVICES & SUPPLIES	4,176	$ 4,263	3,616	3,616
OTHER CHARGES	41	$ 8	1,434	1,434
TOTAL EXPENDITURES/APPROPRIATIONS	**$ 4,217**	**$ 4,271**	**$ 5,600**	**$ 5,600**
NET COST	**$ 647**	**$ (668)**	**$ (4,842)**	**$ (4,842)**

State Controller Schedules
County Budget Act
January 2010

COUNTY OF KERN
Special Districts and Other Agencies
Financing Sources and Uses by Budget Unit by Object
Fiscal Year 2011-12

Schedule 15

COUNTY SERVICE AREA #6
SPECIAL DISTRICT

Fund 40530
Budget Unit 9106

Detail by Revenue Category and Expenditure Object	Actual 2009-10	Actual 2010-11	CAO Recommended 2011-12	Adopted by the Board of Supervisors 2011-12
1	2	3	4	5
TAXES	$ 7,881	$ 7,568	$ 11,899	$ 11,899
FINES AND FORFEITURES	111	52		
USE OF MONEY/PROPERTY	602	303	853	853
CHARGES FOR SERVICES	(90)	(100)		
OTHER FINANCING SOURCES	339	320	340	340
TOTAL REVENUE	**$ 8,843**	**$ 8,143**	**$ 13,092**	**$ 13,092**
APPROPRIATION FR CONTINGENCIES	$	$	$ 1,300	$ 1,300
SERVICES & SUPPLIES	15,199	14,893	12,053	12,053
OTHER CHARGES	188	46	3,647	3,647
TOTAL EXPENDITURES/APPROPRIATIONS	**$ 15,387**	**$ 14,939**	**$ 17,000**	**$ 17,000**
NET COST	**$ (6,544)**	**$ (6,796)**	**$ (3,908)**	**$ (3,908)**

State Controller Schedules
County Budget Act
January 2010

COUNTY OF KERN
Special Districts and Other Agencies
Financing Sources and Uses by Budget Unit by Object
Fiscal Year 2011-12

Schedule 15

COUNTY SERVICE AREA #7
SPECIAL DISTRICT

Fund 40535
Budget Unit 9107

Detail by Revenue Category and Expenditure Object	Actual 2009-10	Actual 2010-11	CAO Recommended 2011-12	Adopted by the Board of Supervisors 2011-12
1	2	3	4	5
TAXES	$ 522	$ 377	$ 356	$ 356
FINES AND FORFEITURES	57	08		
USE OF MONEY/PROPERTY	26	16	48	48
CHARGES FOR SERVICES	(5)	(5)		
OTHER FINANCING SOURCES	15	14	14	14
TOTAL REVENUE	**$ 615**	**$ 410**	**$ 418**	**$ 418**
SERVICES & SUPPLIES	$ 544	$ 529	$ 491	$ 491
OTHER CHARGES	9	2	209	209
TOTAL EXPENDITURES/APPROPRIATIONS	**$ 553**	**$ 531**	**$ 700**	**$ 700**
NET COST	**$ 62**	**$ (121)**	**$ (282)**	**$ (282)**

State Controller Schedules
County Budget Act
January 2010

COUNTY OF KERN
Special Districts and Other Agencies
Financing Sources and Uses by Budget Unit by Object
Fiscal Year 2011-12

Schedule 15

COUNTY SERVICE AREA #8
SPECIAL DISTRICT

Fund 40540
Budget Unit 9108

Detail by Revenue Category and Expenditure Object	Actual 2009-10	Actual 2010-11	CAO Recommended 2011-12	Adopted by the Board of Supervisors 2011-12
1	2	3	4	5
TAXES	$ 13,175	$ 13,252	$ 15,105	$ 15,105
FINES AND FORFEITURES	223	125		
USE OF MONEY/PROPERTY	359	203	517	517
CHARGES FOR SERVICES	(48)	(53)		
OTHER FINANCING SOURCES	394	380	370	370
TOTAL REVENUE	**$ 14,103**	**$ 13,907**	**$ 15,992**	**$ 15,992**
APPROPRIATION FR CONTINGENCIES	$	$	$ 1,455	$ 1,455
SERVICES & SUPPLIES	16,368	17,738	12,955	12,955
OTHER CHARGES	174	42	4,090	4,090
TOTAL EXPENDITURES/APPROPRIATIONS	**$ 16,542**	**$ 17,780**	**$ 18,500**	**$ 18,500**
NET COST	**$ (2,439)**	**$ (3,873)**	**$ (2,508)**	**$ (2,508)**

State Controller Schedules
County Budget Act
January 2010

COUNTY OF KERN
Special Districts and Other Agencies
Financing Sources and Uses by Budget Unit by Object
Fiscal Year 2011-12

Schedule 15

COUNTY SERVICE AREA #9
SPECIAL DISTRICT

Fund 40545
Budget Unit 9109

Detail by Revenue Category and Expenditure Object	Actual 2009-10	Actual 2010-11	CAO Recommended 2011-12	Adopted by the Board of Supervisors 2011-12
1	2	3	4	5
TAXES	$ 23,566	$ 22,991	$ 21,785	$ 21,785
FINES AND FORFEITURES	344	185		
USE OF MONEY/PROPERTY	802	490	1,680	1,680
CHARGES FOR SERVICES	(80)	(88)		
OTHER FINANCING SOURCES	580	580	660	660
TOTAL REVENUE	**$ 25,212**	**$ 24,158**	**$ 24,125**	**$ 24,125**
APPROPRIATION FR CONTINGENCIES	$	$	$ 2,518	$ 2,518
SERVICES & SUPPLIES	24,246	27,620	24,082	24,082
OTHER CHARGES	311	58	6,400	6,400
TOTAL EXPENDITURES/APPROPRIATIONS	**$ 24,557**	**$ 27,678**	**$ 33,000**	**$ 33,000**
NET COST	**$ 655**	**$ (3,520)**	**$ (8,875)**	**$ (8,875)**

State Controller Schedules
County Budget Act
January 2010

COUNTY OF KERN
Special Districts and Other Agencies
Financing Sources and Uses by Budget Unit by Object
Fiscal Year 2011-12

Schedule 15

COUNTY SERVICE AREA #10
SPECIAL DISTRICT

Fund 40550
Budget Unit 9110

Detail by Revenue Category and Expenditure Object	Actual 2009-10	Actual 2010-11	CAO Recommended 2011-12	Adopted by the Board of Supervisors 2011-12
1	2	3	4	5
TAXES	$ 14,018	$ 12,360	$ 17,214	$ 17,214
FINES AND FORFEITURES	84	89		
USE OF MONEY/PROPERTY	851	456	1,244	1,244
CHARGES FOR SERVICES	(123)	(121)		
OTHER FINANCING SOURCES	528	510	480	480
TOTAL REVENUE	**$ 15,358**	**$ 13,294**	**$ 18,938**	**$ 18,938**
SERVICES & SUPPLIES	$ 22,118	$ 20,650	$ 18,550	$ 18,550
OTHER CHARGES	279	50	5,450	5,450
TOTAL EXPENDITURES/APPROPRIATIONS	**$ 22,397**	**$ 20,700**	**$ 24,000**	**$ 24,000**
NET COST	**$ (7,039)**	**$ (7,406)**	**$ (5,062)**	**$ (5,062)**

State Controller Schedules
County Budget Act
January 2010

COUNTY OF KERN
Special Districts and Other Agencies
Financing Sources and Uses by Budget Unit by Object
Fiscal Year 2011-12

Schedule 15

COUNTY SERVICE AREA #11
SPECIAL DISTRICT

Fund 40555
Budget Unit 9111

Detail by Revenue Category and Expenditure Object	Actual 2009-10	Actual 2010-11	CAO Recommended 2011-12	Adopted by the Board of Supervisors 2011-12
1	2	3	4	5
TAXES	$ 23,365	$ 24,572	$ 23,117	$ 23,117
FINES AND FORFEITURES	478	797		
USE OF MONEY/PROPERTY	1,569	925	2,906	2,906
CHARGES FOR SERVICES	(265)	(304)		
OTHER FINANCING SOURCES	812	780	720	720
TOTAL REVENUE	**$ 25,959**	**$ 26,770**	**$ 26,743**	**$ 26,743**
APPROPRIATION FR CONTINGENCIES	$	$	$ 3,100	$ 3,100
SERVICES & SUPPLIES	30,473	28,640	24,900	24,900
OTHER CHARGES	403	87	8,000	8,000
TOTAL EXPENDITURES/APPROPRIATIONS	**$ 30,876**	**$ 28,727**	**$ 36,000**	**$ 36,000**
NET COST	**$ (4,917)**	**$ (1,957)**	**$ (9,257)**	**$ (9,257)**

State Controller Schedules
County Budget Act
January 2010

COUNTY OF KERN
Special Districts and Other Agencies
Financing Sources and Uses by Budget Unit by Object
Fiscal Year 2011-12

Schedule 15

COUNTY SERVICE AREA #12.2
SPECIAL DISTRICT

Fund 40561
Budget Unit 9113

Detail by Revenue Category and Expenditure Object	Actual 2009-10	Actual 2010-11	CAO Recommended 2011-12	Adopted by the Board of Supervisors 2011-12
1	2	3	4	5
USE OF MONEY/PROPERTY	$ 37	$ 23	$	$
TOTAL REVENUE	**$ 37**	**$ 23**	**$**	**$**
SERVICES & SUPPLIES	$	$ 1	$ 2,073	$ 2,073
OTHER CHARGES	23	4	21	21
TOTAL EXPENDITURES/APPROPRIATIONS	**$ 23**	**$ 5**	**$ 2,094**	**$ 2,094**
NET COST	**$ 14**	**$ 18**	**$ (2,094)**	**$ (2,094)**

State Controller Schedules
County Budget Act
January 2010

COUNTY OF KERN
Special Districts and Other Agencies
Financing Sources and Uses by Budget Unit by Object
Fiscal Year 2011-12

Schedule 15

COUNTY SERVICE AREA #12.6
SPECIAL DISTRICT

Fund 40565
Budget Unit 9117

Detail by Revenue Category and Expenditure Object	Actual 2009-10	Actual 2010-11	CAO Recommended 2011-12	Adopted by the Board of Supervisors 2011-12
1	2	3	4	5
USE OF MONEY/PROPERTY	$ 144	$ 89	$	$
TOTAL REVENUE	**$ 144**	**$ 89**	**$**	**$**
SERVICES & SUPPLIES	$ 1	$	$ 8,367	$ 8,367
OTHER CHARGES			85	85
TOTAL EXPENDITURES/APPROPRIATIONS	**$ 1**	**$**	**8,452**	**$ 8,452**
NET COST	**$ 143**	**$ 89**	**$ (8,452)**	**$ (8,452)**

State Controller Schedules
County Budget Act
January 2010

COUNTY OF KERN
Special Districts and Other Agencies
Financing Sources and Uses by Budget Unit by Object
Fiscal Year 2011-12

Schedule 15

COUNTY SERVICE AREA #12.9
SPECIAL DISTRICT

Fund 40568
Budget Unit 9120

Detail by Revenue Category and Expenditure Object	Actual 2009-10	Actual 2010-11	CAO Recommended 2011-12	Adopted by the Board of Supervisors 2011-12
1	2	3	4	5
TOTAL REVENUE	**$**	**$**	**$**	**$**
SERVICES & SUPPLIES	$ 1	$ 5	$ 7,344	$ 7,344
OTHER CHARGES	73	14	11	11
TOTAL EXPENDITURES/APPROPRIATIONS	**$ 74**	**$ 19**	**$ 7,355**	**$ 7,355**
NET COST	**$ (74)**	**$ (19)**	**$ (7,355)**	**$ (7,355)**

State Controller Schedules
County Budget Act
January 2010

COUNTY OF KERN
Special Districts and Other Agencies
Financing Sources and Uses by Budget Unit by Object
Fiscal Year 2011-12

Schedule 15

COUNTY SERVICE AREA #12.1 ZN 1
SPECIAL DISTRICT

Fund 40572
Budget Unit 9128

Detail by Revenue Category and Expenditure Object	Actual 2009-10	Actual 2010-11	CAO Recommended 2011-12	Adopted by the Board of Supervisors 2011-12
1	2	3	4	5
USE OF MONEY/PROPERTY	$ 60	$ 36	$	$
TOTAL REVENUE	**$ 60**	**$ 36**	**$**	**$**
SERVICES & SUPPLIES	$	$ 2	$ 3,412	$ 3,412
OTHER CHARGES	32	6	26	26
TOTAL EXPENDITURES/APPROPRIATIONS	**$ 32**	**$ 8**	**$ 3,438**	**$ 3,438**
NET COST	**$ 28**	**$ 28**	**$ (3,438)**	**$ (3,438)**

State Controller Schedules
County Budget Act
January 2010

COUNTY OF KERN
Special Districts and Other Agencies
Financing Sources and Uses by Budget Unit by Object
Fiscal Year 2011-12

Schedule 15

COUNTY SERVICE AREA #11 ZONE 4
SPECIAL DISTRICT

Fund 40556
Budget Unit 9129

Detail by Revenue Category and Expenditure Object	Actual 2009-10	Actual 2010-11	CAO Recommended 2011-12	Adopted by the Board of Supervisors 2011-12
1	2	3	4	5
TAXES	$ 160,237	$ 132,003	$ 129,276	$ 129,276
FINES AND FORFEITURES	830	1,020		
USE OF MONEY/PROPERTY	2,066	1,270	2,736	2,736
CHARGES FOR SERVICES	(124)	(137)		
TOTAL REVENUE	**$ 163,009**	**$ 134,156**	**$ 132,012**	**$ 132,012**
APPROPRIATION FR CONTINGENCIES	$	$	$ 9,580	$ 9,580
SERVICES & SUPPLIES	164,204	161,526	152,820	152,820
OTHER CHARGES	1,533	222	13,000	13,000
TOTAL EXPENDITURES/APPROPRIATIONS	**$ 165,737**	**$ 161,748**	**$ 175,400**	**$ 175,400**
NET COST	**$ (2,728)**	**$ (27,592)**	**$ (43,388)**	**$ (43,388)**

State Controller Schedules
County Budget Act
January 2010

COUNTY OF KERN
Special Districts and Other Agencies
Financing Sources and Uses by Budget Unit by Object
Fiscal Year 2011-12

Schedule 15

COUNTY SERVICE AREA #11 ZONE 5
SPECIAL DISTRICT

Fund 40557
Budget Unit 9130

Detail by Revenue Category and Expenditure Object	Actual 2009-10	Actual 2010-11	CAO Recommended 2011-12	Adopted by the Board of Supervisors 2011-12
1	2	3	4	5
TAXES	$ 3,416	$ 4,477	$ 4,387	$ 4,387
FINES AND FORFEITURES	12	6		
USE OF MONEY/PROPERTY	85	84	289	289
CHARGES FOR SERVICES	(13)	(17)		
TOTAL REVENUE	**$ 3,500**	**$ 4,550**	**$ 4,676**	**$ 4,676**
APPROPRIATION FR CONTINGENCIES	$	$	$ 577	$ 577
SERVICES & SUPPLIES	744	164	3,805	3,805
OTHER CHARGES	18	3	1,118	1,118
TOTAL EXPENDITURES/APPROPRIATIONS	**$ 762**	**$ 167**	**$ 5,500**	**$ 5,500**
NET COST	**$ 2,738**	**$ 4,383**	**$ (824)**	**$ (824)**

State Controller Schedules
County Budget Act
January 2010

COUNTY OF KERN
Special Districts and Other Agencies
Financing Sources and Uses by Budget Unit by Object
Fiscal Year 2011-12

Schedule 15

COUNTY SERVICE AREA #13
SPECIAL DISTRICT

Fund 40595
Budget Unit 9150

Detail by Revenue Category and Expenditure Object	Actual 2009-10	Actual 2010-11	CAO Recommended 2011-12	Adopted by the Board of Supervisors 2011-12
1	2	3	4	5
TAXES	$ 547	$ 574	$ 1,072	$ 1,072
FINES AND FORFEITURES	3	7		
USE OF MONEY/PROPERTY	73	34	88	88
CHARGES FOR SERVICES	(25)	(28)		
OTHER FINANCING SOURCES	37	36	36	36
TOTAL REVENUE	**$ 635**	**$ 623**	**$ 1,196**	**$ 1,196**
SERVICES & SUPPLIES	$ 1,651	$ 1,520	$ 1,325	$ 1,325
OTHER CHARGES			475	475
TOTAL EXPENDITURES/APPROPRIATIONS	**$ 1,651**	**$ 1,520**	**$ 1,800**	**$ 1,800**
NET COST	**$ (1,016)**	**$ (897)**	**$ (604)**	**$ (604)**

State Controller Schedules
County Budget Act
January 2010

COUNTY OF KERN
Special Districts and Other Agencies
Financing Sources and Uses by Budget Unit by Object
Fiscal Year 2011-12

Schedule 15

COUNTY SERVICE AREA #14
SPECIAL DISTRICT

Fund 40600
Budget Unit 9151

Detail by Revenue Category and Expenditure Object	Actual 2009-10	Actual 2010-11	CAO Recommended 2011-12	Adopted by the Board of Supervisors 2011-12
1	2	3	4	5
TAXES	$ 4,331	$ 4,446	$ 4,228	$ 4,228
FINES AND FORFEITURES	119	76		
USE OF MONEY/PROPERTY	782	470	153	153
CHARGES FOR SERVICES	(32)	(36)		
TOTAL REVENUE	**$ 5,200**	**$ 4,956**	**$ 4,381**	**$ 4,381**
APPROPRIATION FR CONTINGENCIES	$	$	$ 1,674	$ 1,674
SERVICES & SUPPLIES	6,935	1,845	1	1
OTHER CHARGES	156	28	15,825	15,825
TOTAL EXPENDITURES/APPROPRIATIONS	**$ 7,091**	**$ 1,873**	**$ 17,500**	**$ 17,500**
NET COST	**$ (1,891)**	**$ 3,083**	**$ (13,119)**	**$ (13,119)**

State Controller Schedules
County Budget Act
January 2010

COUNTY OF KERN
Special Districts and Other Agencies
Financing Sources and Uses by Budget Unit by Object
Fiscal Year 2011-12

Schedule 15

COUNTY SERVICE AREA #15
SPECIAL DISTRICT

Fund 40605
Budget Unit 9152

Detail by Revenue Category and Expenditure Object	Actual 2009-10	Actual 2010-11	CAO Recommended 2011-12	Adopted by the Board of Supervisors 2011-12
1	2	3	4	5
TAXES	$ 22,507	$ 22,227	$	$
FINES AND FORFEITURES	259	272		
USE OF MONEY/PROPERTY	1,433	923	3,316	3,316
CHARGES FOR SERVICES	(131)	(144)		
OTHER FINANCING SOURCES	546	528	520	520
TOTAL REVENUE	**$ 24,614**	**$ 23,806**	**$ 3,836**	**$ 3,836**
SERVICES & SUPPLIES	$ 20,394	$ 20,055	$ 20,750	$ 20,750
OTHER CHARGES	284	59	5,250	5,250
TOTAL EXPENDITURES/APPROPRIATIONS	**$ 20,678**	**$ 20,114**	**$ 26,000**	**$ 26,000**
NET COST	**$ 3,936**	**$ 3,692**	**$ (22,164)**	**$ (22,164)**

State Controller Schedules
County Budget Act
January 2010

COUNTY OF KERN
Special Districts and Other Agencies
Financing Sources and Uses by Budget Unit by Object
Fiscal Year 2011-12

Schedule 15

COUNTY SERVICE AREA #16
SPECIAL DISTRICT

Fund 40610
Budget Unit 9153

Detail by Revenue Category and Expenditure Object	Actual 2009-10	Actual 2010-11	CAO Recommended 2011-12	Adopted by the Board of Supervisors 2011-12
1	2	3	4	5
TAXES	$ 20,200	$ 20,579	$ 19,213	$ 19,213
FINES AND FORFEITURES	518	746		
USE OF MONEY/PROPERTY	370	200	52	52
CHARGES FOR SERVICES	(228)	(253)		
OTHER FINANCING SOURCES	777	430	27,540	27,540
TOTAL REVENUE	**$ 21,637**	**$ 21,702**	**$ 46,805**	**$ 46,805**
SERVICES & SUPPLIES	$ 40,780	$ 27,889	$ 17,006	$ 17,006
OTHER CHARGES	375	270	9,994	9,994
TOTAL EXPENDITURES/APPROPRIATIONS	**$ 41,155**	**$ 28,159**	**$ 27,000**	**$ 27,000**
NET COST	**$ (19,518)**	**$ (6,457)**	**$ 19,805**	**$ 19,805**

State Controller Schedules
County Budget Act
January 2010

COUNTY OF KERN
Special Districts and Other Agencies
Financing Sources and Uses by Budget Unit by Object
Fiscal Year 2011-12

Schedule 15

COUNTY SERVICE AREA #17
SPECIAL DISTRICT

Fund 40615
Budget Unit 9154

Detail by Revenue Category and Expenditure Object	Actual 2009-10	Actual 2010-11	CAO Recommended 2011-12	Adopted by the Board of Supervisors 2011-12
1	2	3	4	5
TAXES	$ 48,164	$ 48,317	$ 57,131	$ 57,131
FINES AND FORFEITURES	1,224	1,115		
USE OF MONEY/PROPERTY	1,411	771	2,111	2,111
CHARGES FOR SERVICES	(304)	(341)		
OTHER FINANCING SOURCES	1,010	1,340	1,310	1,310
TOTAL REVENUE	**$ 51,505**	**$ 51,202**	**$ 60,552**	**$ 60,552**
SERVICES & SUPPLIES	$ 64,031	$ 57,271	$ 50,174	$ 50,174
OTHER CHARGES	576	92	15,326	15,326
TOTAL EXPENDITURES/APPROPRIATIONS	**$ 64,607**	**$ 57,363**	**$ 65,500**	**$ 65,500**
NET COST	**$ (13,102)**	**$ (6,161)**	**$ (4,948)**	**$ (4,948)**

State Controller Schedules
County Budget Act
January 2010

COUNTY OF KERN
Special Districts and Other Agencies
Financing Sources and Uses by Budget Unit by Object
Fiscal Year 2011-12

Schedule 15

COUNTY SERVICE AREA #18
SPECIAL DISTRICT

Fund 40620
Budget Unit 9155

Detail by Revenue Category and Expenditure Object	Actual 2009-10	Actual 2010-11	CAO Recommended 2011-12	Adopted by the Board of Supervisors 2011-12
1	2	3	4	5
TAXES	$ 45,077	$ 41,000	$ 52,926	$ 52,926
FINES AND FORFEITURES	1,269	1,224		
USE OF MONEY/PROPERTY	1,792	970	2,778	2,778
CHARGES FOR SERVICES	(397)	(441)		
OTHER FINANCING SOURCES	1,378	1,274	1,320	1,320
TOTAL REVENUE	**$ 49,119**	**$ 44,027**	**$ 57,024**	**$ 57,024**
APPROPRIATION FR CONTINGENCIES	$	$	$ 3,000	$ 3,000
SERVICES & SUPPLIES	62,213	61,251	48,400	48,400
OTHER CHARGES	782	131	14,600	14,600
TOTAL EXPENDITURES/APPROPRIATIONS	**$ 62,995**	**$ 61,382**	**$ 66,000**	**$ 66,000**
NET COST	**$ (13,876)**	**$ (17,355)**	**$ (8,976)**	**$ (8,976)**

State Controller Schedules
County Budget Act
January 2010

COUNTY OF KERN
Special Districts and Other Agencies
Financing Sources and Uses by Budget Unit by Object
Fiscal Year 2011-12

Schedule 15

COUNTY SERVICE AREA #17 ZONE 1
SPECIAL DISTRICT

Fund 40616
Budget Unit 9156

Detail by Revenue Category and Expenditure Object	Actual 2009-10	Actual 2010-11	CAO Recommended 2011-12	Adopted by the Board of Supervisors 2011-12
1	2	3	4	5
TAXES	$ 22,039	$ 22,278	$ 21,399	$ 21,399
FINES AND FORFEITURES	555	561		
USE OF MONEY/PROPERTY	1,500	1,164	3,592	3,592
CHARGES FOR SERVICES	(159)	(180)		
TOTAL REVENUE	**$ 23,935**	**$ 23,823**	**$ 24,991**	**$ 24,991**
APPROPRIATION FR CONTINGENCIES	$	$	$ 2,450	$ 2,450
SERVICES & SUPPLIES	40	22	38,001	38,001
OTHER CHARGES	215	36	11,549	11,549
TOTAL EXPENDITURES/APPROPRIATIONS	**$ 255**	**$ 58**	**$ 52,000**	**$ 52,000**
NET COST	**$ 23,680**	**$ 23,765**	**$ (27,009)**	**$ (27,009)**

State Controller Schedules
County Budget Act
January 2010

COUNTY OF KERN
Special Districts and Other Agencies
Financing Sources and Uses by Budget Unit by Object
Fiscal Year 2011-12

Schedule 15

COUNTY SERVICE AREA #20
SPECIAL DISTRICT

Fund 40630
Budget Unit 9157

Detail by Revenue Category and Expenditure Object	Actual 2009-10	Actual 2010-11	CAO Recommended 2011-12	Adopted by the Board of Supervisors 2011-12
1	2	3	4	5
TAXES	$ 42,869	$ 43,060	$ 34,496	$ 34,496
FINES AND FORFEITURES	517	607		
USE OF MONEY/PROPERTY	1,905	1,195	4,014	4,014
CHARGES FOR SERVICES	(272)	(303)		
OTHER FINANCING SOURCES	1,103	1,080	1,020	1,020
TOTAL REVENUE	**$ 46,122**	**$ 45,639**	**$ 39,530**	**$ 39,530**
APPROPRIATION FR CONTINGENCIES	$	$	$ 4,454	$ 4,454
SERVICES & SUPPLIES	43,542	43,719	35,646	35,646
OTHER CHARGES	531	95	10,900	10,900
TOTAL EXPENDITURES/APPROPRIATIONS	**$ 44,073**	**$ 43,814**	**$ 51,000**	**$ 51,000**
NET COST	**$ 2,049**	**$ 1,825**	**$ (11,470)**	**$ (11,470)**

State Controller Schedules
County Budget Act
January 2010

COUNTY OF KERN
Special Districts and Other Agencies
Financing Sources and Uses by Budget Unit by Object
Fiscal Year 2011-12

Schedule 15

COUNTY SERVICE AREA #21
SPECIAL DISTRICT

Fund 40635
Budget Unit 9158

Detail by Revenue Category and Expenditure Object	Actual 2009-10	Actual 2010-11	CAO Recommended 2011-12	Adopted by the Board of Supervisors 2011-12
1	2	3	4	5
TAXES	$ 2,750	$ 2,672	$ 3,245	$ 3,245
FINES AND FORFEITURES	49	29		
USE OF MONEY/PROPERTY	67	38	98	98
CHARGES FOR SERVICES	(22)	(24)		
OTHER FINANCING SOURCES	76	76	75	75
TOTAL REVENUE	**$ 2,920**	**$ 2,791**	**$ 3,418**	**$ 3,418**
APPROPRIATION FR CONTINGENCIES	$	$	$ 360	$ 360
SERVICES & SUPPLIES	3,244	4,447	2,636	2,636
OTHER CHARGES	37	7	754	754
TOTAL EXPENDITURES/APPROPRIATIONS	**$ 3,281**	**$ 4,454**	**$ 3,750**	**$ 3,750**
NET COST	**$ (361)**	**$ (1,663)**	**$ (332)**	**$ (332)**

State Controller Schedules
County Budget Act
January 2010

COUNTY OF KERN
Special Districts and Other Agencies
Financing Sources and Uses by Budget Unit by Object
Fiscal Year 2011-12

Schedule 15

COUNTY SERVICE AREA #22
SPECIAL DISTRICT

Fund 40640
Budget Unit 9159

Detail by Revenue Category and Expenditure Object	Actual 2009-10	Actual 2010-11	CAO Recommended 2011-12	Adopted by the Board of Supervisors 2011-12
1	2	3	4	5
TAXES	$ 24,085	$ 24,151	$ 12,825	$ 12,825
FINES AND FORFEITURES	1,129	1,674		
USE OF MONEY/PROPERTY	2,216	1,238	3,774	3,774
CHARGES FOR SERVICES	(404)	(450)		
OTHER FINANCING SOURCES	1,029	960	880	880
TOTAL REVENUE	**$ 28,055**	**$ 27,573**	**$ 17,479**	**$ 17,479**
SERVICES & SUPPLIES	$ 39,458	$ 38,247	$ 32,528	$ 32,528
OTHER CHARGES	563	108	11,472	11,472
TOTAL EXPENDITURES/APPROPRIATIONS	**$ 40,021**	**$ 38,355**	**$ 44,000**	**$ 44,000**
NET COST	**$ (11,966)**	**$ (10,782)**	**$ (26,521)**	**$ (26,521)**

State Controller Schedules
County Budget Act
January 2010

COUNTY OF KERN
Special Districts and Other Agencies
Financing Sources and Uses by Budget Unit by Object
Fiscal Year 2011-12

Schedule 15

COUNTY SERVICE AREA #23
SPECIAL DISTRICT

Fund 40645
Budget Unit 9160

Detail by Revenue Category and Expenditure Object	Actual 2009-10	Actual 2010-11	CAO Recommended 2011-12	Adopted by the Board of Supervisors 2011-12
1	2	3	4	5
TAXES	$ 25,516	$ 24,136	$ 20,663	$ 20,663
FINES AND FORFEITURES	818	648		
USE OF MONEY/PROPERTY	1,201	743	2,579	2,579
CHARGES FOR SERVICES	(15)	(17)		
TOTAL REVENUE	**$ 27,520**	**$ 25,510**	**$ 23,242**	**$ 23,242**
APPROPRIATION FR CONTINGENCIES	$	$	$ 3,400	$ 3,400
SERVICES & SUPPLIES	24,179	24,397	35,350	35,350
OTHER CHARGES	371	56	4,250	4,250
TOTAL EXPENDITURES/APPROPRIATIONS	**$ 24,550**	**$ 24,453**	**$ 43,000**	**$ 43,000**
NET COST	**$ 2,970**	**$ 1,057**	**$ (19,758)**	**$ (19,758)**

State Controller Schedules
County Budget Act
January 2010

COUNTY OF KERN
Special Districts and Other Agencies
Financing Sources and Uses by Budget Unit by Object
Fiscal Year 2011-12

Schedule 15

COUNTY SERVICE AREA #15 ZONE 4
SPECIAL DISTRICT

Fund 40609
Budget Unit 9161

Detail by Revenue Category and Expenditure Object	Actual 2009-10	Actual 2010-11	CAO Recommended 2011-12	Adopted by the Board of Supervisors 2011-12
1	2	3	4	5
TAXES	$ 1,435	$ 1,452	$ 1,340	$ 1,340
FINES AND FORFEITURES	10	9		
USE OF MONEY/PROPERTY	73	42	133	133
CHARGES FOR SERVICES	(17)	(19)		
OTHER FINANCING SOURCES	45	44	44	44
TOTAL REVENUE	**$ 1,546**	**$ 1,528**	**$ 1,517**	**$ 1,517**
APPROPRIATION FR CONTINGENCIES	$	$	$ 300	$ 300
SERVICES & SUPPLIES	1,674	1,934	1,420	1,420
OTHER CHARGES	23	4	480	480
TOTAL EXPENDITURES/APPROPRIATIONS	**$ 1,697**	**$ 1,938**	**$ 2,200**	**$ 2,200**
NET COST	**$ (151)**	**$ (410)**	**$ (683)**	**$ (683)**

State Controller Schedules
County Budget Act
January 2010

COUNTY OF KERN
Special Districts and Other Agencies
Financing Sources and Uses by Budget Unit by Object
Fiscal Year 2011-12

Schedule 15

COUNTY SERVICE AREA #17 ZONE 2
SPECIAL DISTRICT

Fund 40617
Budget Unit 9162

Detail by Revenue Category and Expenditure Object	Actual 2009-10	Actual 2010-11	CAO Recommended 2011-12	Adopted by the Board of Supervisors 2011-12
1	2	3	4	5
TAXES	$ 94,146	$ 94,078	$ 91,533	$ 91,533
FINES AND FORFEITURES	2,617	2,714		
USE OF MONEY/PROPERTY	3,057	1,903	6,373	6,373
CHARGES FOR SERVICES	(154)	(171)		
TOTAL REVENUE	**$ 99,666**	**$ 98,524**	**$ 97,906**	**$ 97,906**
APPROPRIATION FR CONTINGENCIES	$	$	$ 8,369	$ 8,369
SERVICES & SUPPLIES	94,482	99,978	83,131	83,131
OTHER CHARGES	1,089	217	33,500	33,500
TOTAL EXPENDITURES/APPROPRIATIONS	**$ 95,571**	**$ 100,195**	**$ 125,000**	**$ 125,000**
NET COST	**$ 4,095**	**$ (1,671)**	**$ (27,094)**	**$ (27,094)**

State Controller Schedules
County Budget Act
January 2010

COUNTY OF KERN
Special Districts and Other Agencies
Financing Sources and Uses by Budget Unit by Object
Fiscal Year 2011-12

Schedule 15

COUNTY SERVICE AREA #15 ZONE 5
SPECIAL DISTRICT

Fund 40607
Budget Unit 9163

Detail by Revenue Category and Expenditure Object	Actual 2009-10	Actual 2010-11	CAO Recommended 2011-12	Adopted by the Board of Supervisors 2011-12
1	2	3	4	5
TAXES	$ 400	$ 400	$ 380	$ 380
USE OF MONEY/PROPERTY	50	35	79	79
TOTAL REVENUE	**$ 450**	**$ 435**	**$ 459**	**$ 459**
APPROPRIATION FR CONTINGENCIES	$	$	$ 200	$ 200
SERVICES & SUPPLIES	3	1	1,341	1,341
OTHER CHARGES	5	2	259	259
TOTAL EXPENDITURES/APPROPRIATIONS	**$ 8**	**$ 3**	**$ 1,800**	**$ 1,800**
NET COST	**$ 442**	**$ 432**	**$ (1,341)**	**$ (1,341)**

State Controller Schedules
County Budget Act
January 2010

COUNTY OF KERN
Special Districts and Other Agencies
Financing Sources and Uses by Budget Unit by Object
Fiscal Year 2011-12

Schedule 15

CO SERV AREA #23 ZONE 1
SPECIAL DISTRICT

Fund 40648
Budget Unit 9164

Detail by Revenue Category and Expenditure Object	Actual 2009-10	Actual 2010-11	CAO Recommended 2011-12	Adopted by the Board of Supervisors 2011-12
1	2	3	4	5
TAXES	$ 2,582	$ 2,387	$	$
FINES AND FORFEITURES	133	60		
USE OF MONEY/PROPERTY	146	97	374	374
CHARGES FOR SERVICES	(16)	(18)		
OTHER FINANCING SOURCES	62	52	50	50
TOTAL REVENUE	**$ 2,907**	**$ 2,578**	**$ 424**	**$ 424**
APPROPRIATION FR CONTINGENCIES	$	$	$ 260	$ 260
SERVICES & SUPPLIES	1,987	1,814	1,720	1,720
OTHER CHARGES	27	5	520	520
TOTAL EXPENDITURES/APPROPRIATIONS	**$ 2,014**	**$ 1,819**	**$ 2,500**	**$ 2,500**
NET COST	**$ 893**	**$ 759**	**$ (2,076)**	**$ (2,076)**

State Controller Schedules
County Budget Act
January 2010

COUNTY OF KERN
Special Districts and Other Agencies
Financing Sources and Uses by Budget Unit by Object
Fiscal Year 2011-12

Schedule 15

CSA #17 ZONE 3
SPECIAL DISTRICT

Fund 40618
Budget Unit 9165

Detail by Revenue Category and Expenditure Object	Actual 2009-10	Actual 2010-11	CAO Recommended 2011-12	Adopted by the Board of Supervisors 2011-12
1	2	3	4	5
TAXES	$ 15,113	$ 15,373	$	$
FINES AND FORFEITURES	418	438		
USE OF MONEY/PROPERTY	337	313	1,287	1,287
CHARGES FOR SERVICES	(138)	(156)		
OTHER FINANCING SOURCES	231	216	140	140
TOTAL REVENUE	**$ 15,961**	**$ 16,184**	**$ 1,427**	**$ 1,427**
APPROPRIATION FR CONTINGENCIES	$	$	$ 1,000	$ 1,000
SERVICES & SUPPLIES	6,078	4,402	3,506	3,506
OTHER CHARGES	110	22	2,494	2,494
TOTAL EXPENDITURES/APPROPRIATIONS	**$ 6,188**	**$ 4,424**	**$ 7,000**	**$ 7,000**
NET COST	**$ 9,773**	**$ 11,760**	**$ (5,573)**	**$ (5,573)**

State Controller Schedules
County Budget Act
January 2010

COUNTY OF KERN
Special Districts and Other Agencies
Financing Sources and Uses by Budget Unit by Object
Fiscal Year 2011-12

Schedule 15

COUNTY SERVICE AREA #24
SPECIAL DISTRICT

Fund 40650
Budget Unit 9185

Detail by Revenue Category and Expenditure Object	Actual 2009-10	Actual 2010-11	CAO Recommended 2011-12	Adopted by the Board of Supervisors 2011-12
1	2	3	4	5
TAXES	$ 1,738	$ 1,726	$ 1,663	$ 1,663
FINES AND FORFEITURES	18	13		
USE OF MONEY/PROPERTY	66	38	127	127
CHARGES FOR SERVICES	(13)	(14)		
OTHER FINANCING SOURCES	50	46	44	44
TOTAL REVENUE	**$ 1,859**	**$ 1,809**	**$ 1,834**	**$ 1,834**
APPROPRIATION FR CONTINGENCIES	$	$	$ 224	$ 224
SERVICES & SUPPLIES	1,877	1,816	1,506	1,506
OTHER CHARGES	23	4	470	470
TOTAL EXPENDITURES/APPROPRIATIONS	**$ 1,900**	**$ 1,820**	**$ 2,200**	**$ 2,200**
NET COST	**$ (41)**	**$ (11)**	**$ (366)**	**$ (366)**

State Controller Schedules
County Budget Act
January 2010

COUNTY OF KERN
Special Districts and Other Agencies
Financing Sources and Uses by Budget Unit by Object
Fiscal Year 2011-12

Schedule 15

COUNTY SERVICE AREA #25
SPECIAL DISTRICT

Fund 40655
Budget Unit 9186

Detail by Revenue Category and Expenditure Object	Actual 2009-10	Actual 2010-11	CAO Recommended 2011-12	Adopted by the Board of Supervisors 2011-12
1	2	3	4	5
USE OF MONEY/PROPERTY	$ 87	$ 53	$	$
TOTAL REVENUE	**$ 87**	**$ 53**	**$**	**$**
SERVICES & SUPPLIES	$ 1	$ 3	$ 4,962	$ 4,962
OTHER CHARGES	46	8	37	37
TOTAL EXPENDITURES/APPROPRIATIONS	**$ 47**	**$ 11**	**$ 4,999**	**$ 4,999**
NET COST	**$ 40**	**$ 42**	**$ (4,999)**	**$ (4,999)**

State Controller Schedules
County Budget Act
January 2010

COUNTY OF KERN
Special Districts and Other Agencies
Financing Sources and Uses by Budget Unit by Object
Fiscal Year 2011-12

Schedule 15

COUNTY SERVICE AREA #26
SPECIAL DISTRICT

Fund 40660
Budget Unit 9187

Detail by Revenue Category and Expenditure Object	Actual 2009-10	Actual 2010-11	CAO Recommended 2011-12	Adopted by the Board of Supervisors 2011-12
1	2	3	4	5
TAXES	$ 13,049	$ 13,044	$ 9,758	$ 9,758
FINES AND FORFEITURES	384	470		
USE OF MONEY/PROPERTY	794	465	1,532	1,532
CHARGES FOR SERVICES	(231)	(257)		
OTHER FINANCING SOURCES	404	378	360	360
TOTAL REVENUE	**$ 14,400**	**$ 14,100**	**$ 11,650**	**$ 11,650**
SERVICES & SUPPLIES	$ 16,041	$ 15,435	$ 14,051	$ 14,051
OTHER CHARGES	224	44	3,949	3,949
TOTAL EXPENDITURES/APPROPRIATIONS	**$ 16,265**	**$ 15,479**	**$ 18,000**	**$ 18,000**
NET COST	**$ (1,865)**	**$ (1,379)**	**$ (6,350)**	**$ (6,350)**

State Controller Schedules
County Budget Act
January 2010

COUNTY OF KERN
Special Districts and Other Agencies
Financing Sources and Uses by Budget Unit by Object
Fiscal Year 2011-12

Schedule 15

COUNTY SERVICE AREA #27
SPECIAL DISTRICT

Fund 40665
Budget Unit 9188

Detail by Revenue Category and Expenditure Object	Actual 2009-10	Actual 2010-11	CAO Recommended 2011-12	Adopted by the Board of Supervisors 2011-12
1	2	3	4	5
TAXES	$ 33,335	$ 33,420	$ 36,404	$ 36,404
FINES AND FORFEITURES	394	480		
USE OF MONEY/PROPERTY	1,528	889	2,983	2,983
CHARGES FOR SERVICES	(172)	(192)		
OTHER FINANCING SOURCES	908	860	840	840
TOTAL REVENUE	**$ 35,993**	**$ 35,457**	**$ 40,227**	**$ 40,227**
SERVICES & SUPPLIES	$ 40,407	$ 39,240	$ 32,150	$ 32,150
OTHER CHARGES	503	86	9,850	9,850
TOTAL EXPENDITURES/APPROPRIATIONS	**$ 40,910**	**$ 39,326**	**$ 42,000**	**$ 42,000**
NET COST	**$ (4,917)**	**$ (3,869)**	**$ (1,773)**	**$ (1,773)**

State Controller Schedules
County Budget Act
January 2010

COUNTY OF KERN
Special Districts and Other Agencies
Financing Sources and Uses by Budget Unit by Object
Fiscal Year 2011-12

Schedule 15

COUNTY SERVICE AREA 27 ZONE 2
SPECIAL DISTRICT

Fund 40666
Budget Unit 9189

Detail by Revenue Category and Expenditure Object	Actual 2009-10	Actual 2010-11	CAO Recommended 2011-12	Adopted by the Board of Supervisors 2011-12
1	2	3	4	5
TAXES	$ 7,970	$ 8,089	$	$
FINES AND FORFEITURES	67	102		
USE OF MONEY/PROPERTY	525	409	1,333	1,333
CHARGES FOR SERVICES	(57)	(63)		
TOTAL REVENUE	**$ 8,505**	**$ 8,537**	**$ 1,333**	**$ 1,333**
APPROPRIATION FR CONTINGENCIES	$	$	$ 939	$ 939
SERVICES & SUPPLIES	53	14	1	1
OTHER CHARGES	55	13	8,060	8,060
TOTAL EXPENDITURES/APPROPRIATIONS	**$ 108**	**$ 27**	**$ 9,000**	**$ 9,000**
NET COST	**$ 8,397**	**$ 8,510**	**$ (7,667)**	**$ (7,667)**

State Controller Schedules
County Budget Act
January 2010

COUNTY OF KERN
Special Districts and Other Agencies
Financing Sources and Uses by Budget Unit by Object
Fiscal Year 2011-12

Schedule 15

COUNTY SERVICE AREA #29
SPECIAL DISTRICT

Fund 40675
Budget Unit 9230

Detail by Revenue Category and Expenditure Object	Actual 2009-10	Actual 2010-11	CAO Recommended 2011-12	Adopted by the Board of Supervisors 2011-12
1	2	3	4	5
TAXES	$ 1,335	$ 1,248	$ 1,188	$ 1,188
FINES AND FORFEITURES	33	4		
USE OF MONEY/PROPERTY	29	18	49	49
CHARGES FOR SERVICES	(9)	(10)		
OTHER FINANCING SOURCES	36	35	34	34
TOTAL REVENUE	**$ 1,424**	**$ 1,295**	**$ 1,271**	**$ 1,271**
APPROPRIATION FR CONTINGENCIES	$	$	$ 231	$ 231
SERVICES & SUPPLIES	1,355	1,219	1,054	1,054
OTHER CHARGES	18	3	415	415
TOTAL EXPENDITURES/APPROPRIATIONS	**$ 1,373**	**$ 1,222**	**$ 1,700**	**$ 1,700**
NET COST	**$ 51**	**$ 73**	**$ (429)**	**$ (429)**

State Controller Schedules
County Budget Act
January 2010

COUNTY OF KERN
Special Districts and Other Agencies
Financing Sources and Uses by Budget Unit by Object
Fiscal Year 2011-12

Schedule 15

COUNTY SERVICE AREA #30
SPECIAL DISTRICT

Fund 40680
Budget Unit 9231

Detail by Revenue Category and Expenditure Object	Actual 2009-10	Actual 2010-11	CAO Recommended 2011-12	Adopted by the Board of Supervisors 2011-12
1	2	3	4	5
TAXES	$ 45,765	$ 46,232	$ 47,986	$ 47,986
FINES AND FORFEITURES	673	832		
USE OF MONEY/PROPERTY	1,693	941	2,964	2,964
CHARGES FOR SERVICES	(325)	(361)		
OTHER FINANCING SOURCES	1,260	1,200	1,200	1,200
TOTAL REVENUE	**$ 49,066**	**$ 48,844**	**$ 52,150**	**$ 52,150**
SERVICES & SUPPLIES	$ 58,055	$ 56,984	$ 46,930	$ 46,930
OTHER CHARGES	668	127	13,070	13,070
TOTAL EXPENDITURES/APPROPRIATIONS	**$ 58,723**	**$ 57,111**	**$ 60,000**	**$ 60,000**
NET COST	**$ (9,657)**	**$ (8,267)**	**$ (7,850)**	**$ (7,850)**

State Controller Schedules
County Budget Act
January 2010

COUNTY OF KERN
Special Districts and Other Agencies
Financing Sources and Uses by Budget Unit by Object
Fiscal Year 2011-12

Schedule 15

COUNTY SERVICE AREA #31
SPECIAL DISTRICT

Fund 40685
Budget Unit 9232

Detail by Revenue Category and Expenditure Object	Actual 2009-10	Actual 2010-11	CAO Recommended 2011-12	Adopted by the Board of Supervisors 2011-12
1	2	3	4	5
TAXES	$ 2,930	$ 2,839	$	$
FINES AND FORFEITURES	28	25		
USE OF MONEY/PROPERTY	165	111	415	415
CHARGES FOR SERVICES	(19)	(21)		
OTHER FINANCING SOURCES	68	60	56	56
TOTAL REVENUE	**$ 3,172**	**$ 3,014**	**$ 471**	**$ 471**
APPROPRIATION FR CONTINGENCIES	$	$	$ 263	$ 263
SERVICES & SUPPLIES	2,124	2,051	1,907	1,907
OTHER CHARGES	32	7	630	630
TOTAL EXPENDITURES/APPROPRIATIONS	**$ 2,156**	**$ 2,058**	**$ 2,800**	**$ 2,800**
NET COST	**$ 1,016**	**$ 956**	**$ (2,329)**	**$ (2,329)**

State Controller Schedules
County Budget Act
January 2010

COUNTY OF KERN
Special Districts and Other Agencies
Financing Sources and Uses by Budget Unit by Object
Fiscal Year 2011-12

Schedule 15

COUNTY SERVICE AREA #32
SPECIAL DISTRICT

Fund 40690
Budget Unit 9233

Detail by Revenue Category and Expenditure Object	Actual 2009-10	Actual 2010-11	CAO Recommended 2011-12	Adopted by the Board of Supervisors 2011-12
1	2	3	4	5
TAXES	$ 1,431	$ 1,532	$ 1,334	$ 1,334
FINES AND FORFEITURES	18	39		
USE OF MONEY/PROPERTY	19	11	28	28
CHARGES FOR SERVICES	(19)	(22)		
OTHER FINANCING SOURCES	36	34	36	36
TOTAL REVENUE	**$ 1,485**	**$ 1,594**	**$ 1,398**	**$ 1,398**
APPROPRIATION FR CONTINGENCIES	$	$	$ 125	$ 125
SERVICES & SUPPLIES	1,401	1,463	1,115	1,115
OTHER CHARGES	18	3	560	560
TOTAL EXPENDITURES/APPROPRIATIONS	**$ 1,419**	**$ 1,466**	**$ 1,800**	**$ 1,800**
NET COST	**$ 66**	**$ 128**	**$ (402)**	**$ (402)**

State Controller Schedules
County Budget Act
January 2010

COUNTY OF KERN
Special Districts and Other Agencies
Financing Sources and Uses by Budget Unit by Object
Fiscal Year 2011-12

Schedule 15

COUNTY SERVICE AREA #34
SPECIAL DISTRICT

Fund 40700
Budget Unit 9235

Detail by Revenue Category and Expenditure Object	Actual 2009-10	Actual 2010-11	CAO Recommended 2011-12	Adopted by the Board of Supervisors 2011-12
1	2	3	4	5
TAXES	$ 16,340	$ 17,217	$ 24,254	$ 24,254
FINES AND FORFEITURES	263	369		
USE OF MONEY/PROPERTY	849	474	1,383	1,383
CHARGES FOR SERVICES	(153)	(170)		
OTHER FINANCING SOURCES	580	550	540	540
TOTAL REVENUE	**$ 17,879**	**$ 18,440**	**$ 26,177**	**$ 26,177**
APPROPRIATION FR CONTINGENCIES	$	$	$ 2,470	$ 2,470
SERVICES & SUPPLIES	22,423	21,207	18,805	18,805
OTHER CHARGES	288	51	5,725	5,725
TOTAL EXPENDITURES/APPROPRIATIONS	**$ 22,711**	**$ 21,258**	**$ 27,000**	**$ 27,000**
NET COST	**$ (4,832)**	**$ (2,818)**	**$ (823)**	**$ (823)**

State Controller Schedules
County Budget Act
January 2010

COUNTY OF KERN
Special Districts and Other Agencies
Financing Sources and Uses by Budget Unit by Object
Fiscal Year 2011-12

Schedule 15

COUNTY SERVICE AREA #36
SPECIAL DISTRICT

Fund 40710
Budget Unit 9237

Detail by Revenue Category and Expenditure Object	Actual 2009-10	Actual 2010-11	CAO Recommended 2011-12	Adopted by the Board of Supervisors 2011-12
1	2	3	4	5
TAXES	$ 56,847	$ 57,678	$ 25,696	$ 25,696
FINES AND FORFEITURES	1,196	1,201		
USE OF MONEY/PROPERTY	2,387	1,542	5,396	5,396
CHARGES FOR SERVICES	(405)	(451)		
OTHER FINANCING SOURCES	1,400	1,300	1,240	1,240
TOTAL REVENUE	**$ 61,425**	**$ 61,270**	**$ 32,332**	**$ 32,332**
APPROPRIATION FR CONTINGENCIES	$	$	$ 5,535	$ 5,535
SERVICES & SUPPLIES	53,901	53,487	43,840	43,840
OTHER CHARGES	682	139	12,625	12,625
TOTAL EXPENDITURES/APPROPRIATIONS	**$ 54,583**	**$ 53,626**	**$ 62,000**	**$ 62,000**
NET COST	**$ 6,842**	**$ 7,644**	**$ (29,668)**	**$ (29,668)**

State Controller Schedules
County Budget Act
January 2010

COUNTY OF KERN
Special Districts and Other Agencies
Financing Sources and Uses by Budget Unit by Object
Fiscal Year 2011-12

Schedule 15

COUNTY SERVICE AREA #37
SPECIAL DISTRICT

Fund 40715
Budget Unit 9238

Detail by Revenue Category and Expenditure Object	Actual 2009-10	Actual 2010-11	CAO Recommended 2011-12	Adopted by the Board of Supervisors 2011-12
1	2	3	4	5
TAXES	$ 24,713	$ 24,725	$ 23,057	$ 23,057
FINES AND FORFEITURES	242	247		
USE OF MONEY/PROPERTY	810	497	1,538	1,538
CHARGES FOR SERVICES	(146)	(162)		
OTHER FINANCING SOURCES	660	640	620	620
TOTAL REVENUE	**$ 26,279**	**$ 25,947**	**$ 25,215**	**$ 25,215**
APPROPRIATION FR CONTINGENCIES	$	$	$ 2,914	$ 2,914
SERVICES & SUPPLIES	26,080	25,403	21,836	21,836
OTHER CHARGES	311	56	6,250	6,250
TOTAL EXPENDITURES/APPROPRIATIONS	**$ 26,391**	**$ 25,459**	**$ 31,000**	**$ 31,000**
NET COST	**$ (112)**	**$ 488**	**$ (5,785)**	**$ (5,785)**

State Controller Schedules
County Budget Act
January 2010

COUNTY OF KERN
Special Districts and Other Agencies
Financing Sources and Uses by Budget Unit by Object
Fiscal Year 2011-12

Schedule 15

COUNTY SERVICE AREA #38
SPECIAL DISTRICT

Fund 40720
Budget Unit 9239

Detail by Revenue Category and Expenditure Object	Actual 2009-10	Actual 2010-11	CAO Recommended 2011-12	Adopted by the Board of Supervisors 2011-12
1	2	3	4	5
TAXES	$ 4,221	$ 3,767	$ 4,475	$ 4,475
FINES AND FORFEITURES	191	27		
USE OF MONEY/PROPERTY	173	94	260	260
CHARGES FOR SERVICES	(28)	(31)		
OTHER FINANCING SOURCES	122	124	128	128
TOTAL REVENUE	**$ 4,679**	**$ 3,981**	**$ 4,863**	**$ 4,863**
APPROPRIATION FR CONTINGENCIES	$	$	$ 300	$ 300
SERVICES & SUPPLIES	5,806	5,649	4,648	4,648
OTHER CHARGES	69	13	1,452	1,452
TOTAL EXPENDITURES/APPROPRIATIONS	**$ 5,875**	**$ 5,662**	**$ 6,400**	**$ 6,400**
NET COST	**$ (1,196)**	**$ (1,681)**	**$ (1,537)**	**$ (1,537)**

State Controller Schedules
County Budget Act
January 2010

COUNTY OF KERN
Special Districts and Other Agencies
Financing Sources and Uses by Budget Unit by Object
Fiscal Year 2011-12

Schedule 15

COUNTY SERVICE AREA #39
SPECIAL DISTRICT

Fund 40725
Budget Unit 9240

Detail by Revenue Category and Expenditure Object	Actual 2009-10	Actual 2010-11	CAO Recommended 2011-12	Adopted by the Board of Supervisors 2011-12
1	2	3	4	5
USE OF MONEY/PROPERTY	$ 141	$ 88	$ 9	$ 9
TOTAL REVENUE	**$ 141**	**$ 88**	**$ 9**	**$ 9**
APPROPRIATION FR CONTINGENCIES	$	$	$ 300	$ 300
SERVICES & SUPPLIES	1	6	6,019	6,019
OTHER CHARGES	78	19	1,991	1,991
TOTAL EXPENDITURES/APPROPRIATIONS	**$ 79**	**$ 25**	**$ 8,310**	**$ 8,310**
NET COST	**$ 62**	**$ 63**	**$ (8,301)**	**$ (8,301)**

State Controller Schedules
County Budget Act
January 2010

COUNTY OF KERN
Special Districts and Other Agencies
Financing Sources and Uses by Budget Unit by Object
Fiscal Year 2011-12

Schedule 15

COUNTY SERVICE AREA #40
SPECIAL DISTRICT

Fund 40730
Budget Unit 9241

Detail by Revenue Category and Expenditure Object	Actual 2009-10	Actual 2010-11	CAO Recommended 2011-12	Adopted by the Board of Supervisors 2011-12
1	2	3	4	5
TAXES	$ 81	$ 32	$	$
FINES AND FORFEITURES	75	36		
USE OF MONEY/PROPERTY	8,877	7,298	12,212	12,212
TOTAL REVENUE	**$ 9,033**	**$ 7,366**	**$ 12,212**	**$ 12,212**
APPROPRIATION FR CONTINGENCIES	$	$	$ 25,900	$ 25,900
SERVICES & SUPPLIES	19,668	33,356	203,300	203,300
OTHER CHARGES	718	180	50,800	50,800
TOTAL EXPENDITURES/APPROPRIATIONS	**$ 20,386**	**$ 33,536**	**$ 280,000**	**$ 280,000**
NET COST	**$ (11,353)**	**$ (26,170)**	**$ (267,788)**	**$ (267,788)**

State Controller Schedules
County Budget Act
January 2010

COUNTY OF KERN
Special Districts and Other Agencies
Financing Sources and Uses by Budget Unit by Object
Fiscal Year 2011-12

Schedule 15

COUNTY SERVICE AREA #40.1 EMS
SPECIAL DISTRICT

Fund 40724
Budget Unit 9242

Detail by Revenue Category and Expenditure Object	Actual 2009-10	Actual 2010-11	CAO Recommended 2011-12	Adopted by the Board of Supervisors 2011-12
1	2	3	4	5
TAXES	$ 197,312	$ 207,523	$ 208,662	$ 208,662
FINES AND FORFEITURES		1,005		
USE OF MONEY/PROPERTY	113	839	11,162	11,162
CHARGES FOR SERVICES	(542)	(602)		
TOTAL REVENUE	**$ 196,883**	**$ 208,765**	**$ 219,824**	**$ 219,824**
APPROPRIATION FR CONTINGENCIES	$	$	$ 20,000	$ 20,000
SERVICES & SUPPLIES	95	470	500	500
OTHER CHARGES	938	228	1,500	1,500
OTHER FINANCING USES	72,634	77,409	150,000	150,000
TOTAL EXPENDITURES/APPROPRIATIONS	**$ 73,667**	**$ 78,107**	**$ 172,000**	**$ 172,000**
NET COST	**$ 123,216**	**$ 130,658**	**$ 47,824**	**$ 47,824**

State Controller Schedules
County Budget Act
January 2010

COUNTY OF KERN
Special Districts and Other Agencies
Financing Sources and Uses by Budget Unit by Object
Fiscal Year 2011-12

Schedule 15

COUNTY SERVICE AREA #42
SPECIAL DISTRICT

Fund 40740
Budget Unit 9243

Detail by Revenue Category and Expenditure Object	Actual 2009-10	Actual 2010-11	CAO Recommended 2011-12	Adopted by the Board of Supervisors 2011-12
1	2	3	4	5
TAXES	$ 677	$ 679	$	$
FINES AND FORFEITURES	1	1		
USE OF MONEY/PROPERTY	280	178	368	368
CHARGES FOR SERVICES	(20)	(22)		
TOTAL REVENUE	**$ 938**	**$ 836**	**$ 368**	**$ 368**
APPROPRIATION FR CONTINGENCIES	$	$	$ 650	$ 650
SERVICES & SUPPLIES	41	14		
OTHER CHARGES	64	12	5,850	5,850
TOTAL EXPENDITURES/APPROPRIATIONS	**$ 105**	**$ 26**	**$ 6,500**	**$ 6,500**
NET COST	**$ 833**	**$ 810**	**$ (6,132)**	**$ (6,132)**

State Controller Schedules
County Budget Act
January 2010

COUNTY OF KERN
Special Districts and Other Agencies
Financing Sources and Uses by Budget Unit by Object
Fiscal Year 2011-12

Schedule 15

COUNTY SERVICE AREA #43
SPECIAL DISTRICT

Fund 40745
Budget Unit 9244

Detail by Revenue Category and Expenditure Object	Actual 2009-10	Actual 2010-11	CAO Recommended 2011-12	Adopted by the Board of Supervisors 2011-12
1	2	3	4	5
TAXES	$ 37,142	$ 37,318	$	$
FINES AND FORFEITURES	472	483		
USE OF MONEY/PROPERTY	1,949	1,270	4,581	4,581
CHARGES FOR SERVICES	(266)	(294)		
OTHER FINANCING SOURCES	870	840	780	780
TOTAL REVENUE	**$ 40,167**	**$ 39,617**	**$ 5,361**	**$ 5,361**
APPROPRIATION FR CONTINGENCIES	$	$	$ 3,500	$ 3,500
SERVICES & SUPPLIES	32,473	31,677	27,112	27,112
OTHER CHARGES	412	93	8,388	8,388
TOTAL EXPENDITURES/APPROPRIATIONS	**$ 32,885**	**$ 31,770**	**$ 39,000**	**$ 39,000**
NET COST	**$ 7,282**	**$ 7,847**	**$ (33,639)**	**$ (33,639)**

State Controller Schedules
County Budget Act
January 2010

COUNTY OF KERN
Special Districts and Other Agencies
Financing Sources and Uses by Budget Unit by Object
Fiscal Year 2011-12

Schedule 15

COUNTY SERVICE AREA #44
SPECIAL DISTRICT

Fund 40750
Budget Unit 9245

Detail by Revenue Category and Expenditure Object	Actual 2009-10	Actual 2010-11	CAO Recommended 2011-12	Adopted by the Board of Supervisors 2011-12
1	2	3	4	5
TAXES	$ 17,985	$ 18,010	$	$
FINES AND FORFEITURES	665	451		
USE OF MONEY/PROPERTY	1,450	929	3,416	3,416
CHARGES FOR SERVICES	(107)	(119)		
OTHER FINANCING SOURCES	474	420	372	372
TOTAL REVENUE	**$ 20,467**	**$ 19,691**	**$ 3,788**	**$ 3,788**
APPROPRIATION FR CONTINGENCIES	$	$	$ 1,800	$ 1,800
SERVICES & SUPPLIES	16,046	15,931	12,600	12,600
OTHER CHARGES	224	50	4,200	4,200
TOTAL EXPENDITURES/APPROPRIATIONS	**$ 16,270**	**$ 15,981**	**$ 18,600**	**$ 18,600**
NET COST	**$ 4,197**	**$ 3,710**	**$ (14,812)**	**$ (14,812)**

State Controller Schedules
County Budget Act
January 2010

COUNTY OF KERN
Special Districts and Other Agencies
Financing Sources and Uses by Budget Unit by Object
Fiscal Year 2011-12

Schedule 15

COUNTY SERVICE AREA #45
SPECIAL DISTRICT

Fund 40755
Budget Unit 9246

Detail by Revenue Category and Expenditure Object	Actual 2009-10	Actual 2010-11	CAO Recommended 2011-12	Adopted by the Board of Supervisors 2011-12
1	2	3	4	5
TAXES	$ 2,027	$ 1,804	$	$
FINES AND FORFEITURES	54	7		
USE OF MONEY/PROPERTY	156	94	317	317
CHARGES FOR SERVICES	(12)	(13)		
OTHER FINANCING SOURCES	66	60	60	60
TOTAL REVENUE	**$ 2,291**	**$ 1,952**	**$ 377**	**$ 377**
APPROPRIATION FR CONTINGENCIES	$	$	$ 290	$ 290
SERVICES & SUPPLIES	2,356	2,553	2,080	2,080
OTHER CHARGES	32	6	630	630
TOTAL EXPENDITURES/APPROPRIATIONS	**$ 2,388**	**$ 2,559**	**$ 3,000**	**$ 3,000**
NET COST	**$ (97)**	**$ (607)**	**$ (2,623)**	**$ (2,623)**

State Controller Schedules
County Budget Act
January 2010

COUNTY OF KERN
Special Districts and Other Agencies
Financing Sources and Uses by Budget Unit by Object
Fiscal Year 2011-12

Schedule 15

COUNTY SERVICE AREA #47
SPECIAL DISTRICT

Fund 40765
Budget Unit 9249

Detail by Revenue Category and Expenditure Object	Actual 2009-10	Actual 2010-11	CAO Recommended 2011-12	Adopted by the Board of Supervisors 2011-12
1	2	3	4	5
TAXES	$ 10,787	$ 10,649	$	$
FINES AND FORFEITURES	42	82		
USE OF MONEY/PROPERTY	540	361	1,322	1,322
CHARGES FOR SERVICES	(48)	(54)		
OTHER FINANCING SOURCES	274	230	200	200
TOTAL REVENUE	**$ 11,595**	**$ 11,268**	**$ 1,522**	**$ 1,522**
APPROPRIATION FR CONTINGENCIES	$	$	$ 1,000	$ 1,000
SERVICES & SUPPLIES	8,780	8,146	6,620	6,620
OTHER CHARGES	128	19	2,380	2,380
TOTAL EXPENDITURES/APPROPRIATIONS	**$ 8,908**	**$ 8,165**	**$ 10,000**	**$ 10,000**
NET COST	**$ 2,687**	**$ 3,103**	**$ (8,478)**	**$ (8,478)**

State Controller Schedules
County Budget Act
January 2010

COUNTY OF KERN
Special Districts and Other Agencies
Financing Sources and Uses by Budget Unit by Object
Fiscal Year 2011-12

Schedule 15

COUNTY SERVICE AREA #51
SPECIAL DISTRICT

Fund 40785
Budget Unit 9253

Detail by Revenue Category and Expenditure Object	Actual 2009-10	Actual 2010-11	CAO Recommended 2011-12	Adopted by the Board of Supervisors 2011-12
1	2	3	4	5
TAXES	$ 965	$ 963	$	$
FINES AND FORFEITURES	16	23		
USE OF MONEY/PROPERTY	319	188	324	324
CHARGES FOR SERVICES	(29)	(32)		
TOTAL REVENUE	**$ 1,271**	**$ 1,142**	**$ 324**	**$ 324**
APPROPRIATION FR CONTINGENCIES	$	$	$ 600	$ 600
SERVICES & SUPPLIES	1,652	1,573	1,230	1,230
OTHER CHARGES	82	16	4,470	4,470
TOTAL EXPENDITURES/APPROPRIATIONS	**$ 1,734**	**$ 1,589**	**$ 6,300**	**$ 6,300**
NET COST	**$ (463)**	**$ (447)**	**$ (5,976)**	**$ (5,976)**

State Controller Schedules
County Budget Act
January 2010

COUNTY OF KERN
Special Districts and Other Agencies
Financing Sources and Uses by Budget Unit by Object
Fiscal Year 2011-12

Schedule 15

CO SERVICE AREA #39.2 Z OF B2
SPECIAL DISTRICT

Fund 40727
Budget Unit 9255

Detail by Revenue Category and Expenditure Object	Actual 2009-10	Actual 2010-11	CAO Recommended 2011-12	Adopted by the Board of Supervisors 2011-12
1	2	3	4	5
TAXES	$ 759	$ 779	$	$
FINES AND FORFEITURES	4	7		
USE OF MONEY/PROPERTY	527	315	760	760
CHARGES FOR SERVICES	(22)	(25)		
TOTAL REVENUE	**$ 1,268**	**$ 1,076**	**$ 760**	**$ 760**
APPROPRIATION FR CONTINGENCIES	$	$	$ 1,068	$ 1,068
SERVICES & SUPPLIES	1,608	1,690	1,292	1,292
OTHER CHARGES	46	9	6,640	6,640
TOTAL EXPENDITURES/APPROPRIATIONS	**$ 1,654**	**$ 1,699**	**$ 9,000**	**$ 9,000**
NET COST	**$ (386)**	**$ (623)**	**$ (8,240)**	**$ (8,240)**

State Controller Schedules
County Budget Act
January 2010

COUNTY OF KERN
Special Districts and Other Agencies
Financing Sources and Uses by Budget Unit by Object
Fiscal Year 2011-12

Schedule 15

COUNTY SERVICE AREA #39 ZONE 8
SPECIAL DISTRICT

Fund 40733
Budget Unit 9256

Detail by Revenue Category and Expenditure Object	Actual 2009-10	Actual 2010-11	CAO Recommended 2011-12	Adopted by the Board of Supervisors 2011-12
1	2	3	4	5
TAXES	$ 154,960	$ 155,034	$ 172,830	$ 172,830
FINES AND FORFEITURES	3,294	6,347		
USE OF MONEY/PROPERTY	1,005	378		
CHARGES FOR SERVICES	(47)	(52)		
OTHER FINANCING SOURCES	60,000	54,000	121,000	121,000
TOTAL REVENUE	**$ 219,212**	**$ 215,707**	**$ 293,830**	**$ 293,830**
APPROPRIATION FR CONTINGENCIES	$	$	$ 3,988	$ 3,988
SERVICES & SUPPLIES	255,881	241,026	246,699	246,699
OTHER CHARGES	856	170	19,620	19,620
TOTAL EXPENDITURES/APPROPRIATIONS	**$ 256,737**	**$ 241,196**	**$ 270,307**	**$ 270,307**
NET COST	**$ (37,525)**	**$ (25,489)**	**$ 23,523**	**$ 23,523**

State Controller Schedules
County Budget Act
January 2010

COUNTY OF KERN
Special Districts and Other Agencies
Financing Sources and Uses by Budget Unit by Object
Fiscal Year 2011-12

Schedule 15

COUNTY SERVICE AREA #38 ZN 2
SPECIAL DISTRICT

Fund 40737
Budget Unit 9258

Detail by Revenue Category and Expenditure Object	Actual 2009-10	Actual 2010-11	CAO Recommended 2011-12	Adopted by the Board of Supervisors 2011-12
1	2	3	4	5
TAXES	$ 2,801	$ 2,802	$ 2,660	$ 2,660
USE OF MONEY/PROPERTY	213	163	243	243
CHARGES FOR SERVICES	(1)	(1)		
OTHER FINANCING SOURCES	80	240	150	150
TOTAL REVENUE	**$ 3,093**	**$ 3,204**	**$ 3,053**	**$ 3,053**
APPROPRIATION FR CONTINGENCIES	$	$	$ 700	$ 700
SERVICES & SUPPLIES	16	7	5,201	5,201
OTHER CHARGES	32	8	1,599	1,599
TOTAL EXPENDITURES/APPROPRIATIONS	**$ 48**	**$ 15**	**$ 7,500**	**$ 7,500**
NET COST	**$ 3,045**	**$ 3,189**	**$ (4,447)**	**$ (4,447)**

State Controller Schedules
County Budget Act
January 2010

COUNTY OF KERN
Special Districts and Other Agencies
Financing Sources and Uses by Budget Unit by Object
Fiscal Year 2011-12

Schedule 15

COUNTY SERVICE AREA #52
SPECIAL DISTRICT

Fund 40790
Budget Unit 9259

Detail by Revenue Category and Expenditure Object	Actual 2009-10	Actual 2010-11	CAO Recommended 2011-12	Adopted by the Board of Supervisors 2011-12
1	2	3	4	5
TAXES	$ 13,805	$ 12,145	$ 19,255	$ 19,255
FINES AND FORFEITURES	110	56		
USE OF MONEY/PROPERTY	1,003	550	1,509	1,509
CHARGES FOR SERVICES	(183)	(202)		
OTHER FINANCING SOURCES	495	451	385	385
TOTAL REVENUE	**$ 15,230**	**$ 13,000**	**$ 21,149**	**$ 21,149**
SERVICES & SUPPLIES	$ 20,802	$ 21,502	$ 18,850	$ 18,850
OTHER CHARGES	339	57	4,650	4,650
TOTAL EXPENDITURES/APPROPRIATIONS	**$ 21,141**	**$ 21,559**	**$ 23,500**	**$ 23,500**
NET COST	**$ (5,911)**	**$ (8,559)**	**$ (2,351)**	**$ (2,351)**

State Controller Schedules
County Budget Act
January 2010

COUNTY OF KERN
Special Districts and Other Agencies
Financing Sources and Uses by Budget Unit by Object
Fiscal Year 2011-12

Schedule 15

COUNTY SERVICE AREA #53
SPECIAL DISTRICT

Fund 40795
Budget Unit 9262

Detail by Revenue Category and Expenditure Object	Actual 2009-10	Actual 2010-11	CAO Recommended 2011-12	Adopted by the Board of Supervisors 2011-12
1	2	3	4	5
TOTAL REVENUE	**$**	**$**	**$**	**$**
SERVICES & SUPPLIES	$	$ 1	$ 1,860	$ 1,860
OTHER CHARGES	18	3	16	16
TOTAL EXPENDITURES/APPROPRIATIONS	**$ 18**	**$ 4**	**$ 1,876**	**$ 1,876**
NET COST	**$ (18)**	**$ (4)**	**$ (1,876)**	**$ (1,876)**

State Controller Schedules
County Budget Act
January 2010

COUNTY OF KERN
Special Districts and Other Agencies
Financing Sources and Uses by Budget Unit by Object
Fiscal Year 2011-12

Schedule 15

COUNTY SERVICE AREA #54
SPECIAL DISTRICT

Fund 40800
Budget Unit 9263

Detail by Revenue Category and Expenditure Object	Actual 2009-10	Actual 2010-11	CAO Recommended 2011-12	Adopted by the Board of Supervisors 2011-12
1	2	3	4	5
TAXES	$ 10,167	$ 10,510	$ 11,952	$ 11,952
FINES AND FORFEITURES	33	197		
USE OF MONEY/PROPERTY	383	210	543	543
CHARGES FOR SERVICES	(110)	(123)		
OTHER FINANCING SOURCES	352	330	300	300
TOTAL REVENUE	**$ 10,825**	**$ 11,124**	**$ 12,795**	**$ 12,795**
APPROPRIATION FR CONTINGENCIES	$	$	$ 1,500	$ 1,500
SERVICES & SUPPLIES	13,125	15,653	9,934	9,934
OTHER CHARGES	169	28	3,566	3,566
TOTAL EXPENDITURES/APPROPRIATIONS	**$ 13,294**	**$ 15,681**	**$ 15,000**	**$ 15,000**
NET COST	**$ (2,469)**	**$ (4,557)**	**$ (2,205)**	**$ (2,205)**

State Controller Schedules
County Budget Act
January 2010

COUNTY OF KERN
Special Districts and Other Agencies
Financing Sources and Uses by Budget Unit by Object
Fiscal Year 2011-12

Schedule 15

COUNTY SERVICE AREA #18 ZONE 5
SPECIAL DISTRICT

Fund 40626
Budget Unit 9264

Detail by Revenue Category and Expenditure Object	Actual 2009-10	Actual 2010-11	CAO Recommended 2011-12	Adopted by the Board of Supervisors 2011-12
1	2	3	4	5
TAXES	$ 2,979	$ 3,111	$ 4,057	$ 4,057
FINES AND FORFEITURES	30	41		
USE OF MONEY/PROPERTY	161	89	242	242
CHARGES FOR SERVICES	(65)	(73)		
OTHER FINANCING SOURCES	110	112	100	100
TOTAL REVENUE	**$ 3,215**	**$ 3,280**	**$ 4,399**	**$ 4,399**
APPROPRIATION FR CONTINGENCIES	$	$	$ 500	$ 500
SERVICES & SUPPLIES	4,124	3,418	3,350	3,350
OTHER CHARGES	55	11	1,150	1,150
TOTAL EXPENDITURES/APPROPRIATIONS	**$ 4,179**	**$ 3,429**	**$ 5,000**	**$ 5,000**
NET COST	**$ (964)**	**$ (149)**	**$ (601)**	**$ (601)**

State Controller Schedules
County Budget Act
January 2010

COUNTY OF KERN
Special Districts and Other Agencies
Financing Sources and Uses by Budget Unit by Object
Fiscal Year 2011-12

Schedule 15

COUNTY SERVICE AREA #53 ZONE 1
SPECIAL DISTRICT

Fund 40796
Budget Unit 9265

Detail by Revenue Category and Expenditure Object	Actual 2009-10	Actual 2010-11	CAO Recommended 2011-12	Adopted by the Board of Supervisors 2011-12
1	2	3	4	5
TAXES	$ 3,006	$ 3,043	$ 2,816	$ 2,816
FINES AND FORFEITURES	87	108		
USE OF MONEY/PROPERTY	274	163	539	539
CHARGES FOR SERVICES	(44)	(49)		
OTHER FINANCING SOURCES	118	104	96	96
TOTAL REVENUE	**$ 3,441**	**$ 3,369**	**$ 3,451**	**$ 3,451**
APPROPRIATION FR CONTINGENCIES	$	$	$ 548	$ 548
SERVICES & SUPPLIES	3,786	3,704	3,212	3,212
OTHER CHARGES	55	9	1,040	1,040
TOTAL EXPENDITURES/APPROPRIATIONS	**$ 3,841**	**$ 3,713**	**$ 4,800**	**$ 4,800**
NET COST	**$ (400)**	**$ (344)**	**$ (1,349)**	**$ (1,349)**

State Controller Schedules
County Budget Act
January 2010

COUNTY OF KERN
Special Districts and Other Agencies
Financing Sources and Uses by Budget Unit by Object
Fiscal Year 2011-12

Schedule 15

COUNTY SERVICE AREA #18 ZONE 6
SPECIAL DISTRICT

Fund 40627
Budget Unit 9266

Detail by Revenue Category and Expenditure Object	Actual 2009-10	Actual 2010-11	CAO Recommended 2011-12	Adopted by the Board of Supervisors 2011-12
1	2	3	4	5
TAXES	$ 7,818	$ 8,376	$ 7,386	$ 7,386
FINES AND FORFEITURES	119	121		
USE OF MONEY/PROPERTY	511	375	1,084	1,084
CHARGES FOR SERVICES	(29)	(32)		
TOTAL REVENUE	**$ 8,419**	**$ 8,840**	**$ 8,470**	**$ 8,470**
APPROPRIATION FR CONTINGENCIES	$	$	$ 1,550	$ 1,550
SERVICES & SUPPLIES	415	7,029	11,100	11,100
OTHER CHARGES	46	11	3,350	3,350
TOTAL EXPENDITURES/APPROPRIATIONS	**$ 461**	**$ 7,040**	**$ 16,000**	**$ 16,000**
NET COST	**$ 7,958**	**$ 1,800**	**$ (7,530)**	**$ (7,530)**

State Controller Schedules
County Budget Act
January 2010

COUNTY OF KERN
Special Districts and Other Agencies
Financing Sources and Uses by Budget Unit by Object
Fiscal Year 2011-12

Schedule 15

COUNTY SERVICE AREA #18 ZONE 7
SPECIAL DISTRICT

Fund 40628
Budget Unit 9267

Detail by Revenue Category and Expenditure Object	Actual 2009-10	Actual 2010-11	CAO Recommended 2011-12	Adopted by the Board of Supervisors 2011-12
1	2	3	4	5
TAXES	$ 29,167	$ 31,534	$	$
FINES AND FORFEITURES	327	616		
USE OF MONEY/PROPERTY	1,220	874	3,525	3,525
CHARGES FOR SERVICES	(46)	(52)		
TOTAL REVENUE	**$ 30,668**	**$ 32,972**	**$ 3,525**	**$ 3,525**
APPROPRIATION FR CONTINGENCIES	$	$	$ 2,130	$ 2,130
SERVICES & SUPPLIES	18,834	16,594	15,720	15,720
OTHER CHARGES	192	30	5,150	5,150
TOTAL EXPENDITURES/APPROPRIATIONS	**$ 19,026**	**$ 16,624**	**$ 23,000**	**$ 23,000**
NET COST	**$ 11,642**	**$ 16,348**	**$ (19,475)**	**$ (19,475)**

State Controller Schedules
County Budget Act
January 2010

COUNTY OF KERN
Special Districts and Other Agencies
Financing Sources and Uses by Budget Unit by Object
Fiscal Year 2011-12

Schedule 15

COUNTY SERVICE AREA #55
SPECIAL DISTRICT

Fund 40805
Budget Unit 9272

Detail by Revenue Category and Expenditure Object	Actual 2009-10	Actual 2010-11	CAO Recommended 2011-12	Adopted by the Board of Supervisors 2011-12
1	2	3	4	5
TAXES	$ 2,798	$ 2,979	$ 2,793	$ 2,793
FINES AND FORFEITURES	8	17		
USE OF MONEY/PROPERTY	73	49	145	145
CHARGES FOR SERVICES	(9)	(10)		
OTHER FINANCING SOURCES	74	72	70	70
TOTAL REVENUE	**$ 2,944**	**$ 3,107**	**$ 3,008**	**$ 3,008**
APPROPRIATION FR CONTINGENCIES	$	$	$ 350	$ 350
SERVICES & SUPPLIES	2,818	2,543	2,465	2,465
OTHER CHARGES	37	8	685	685
TOTAL EXPENDITURES/APPROPRIATIONS	**$ 2,855**	**$ 2,551**	**$ 3,500**	**$ 3,500**
NET COST	**$ 89**	**$ 556**	**$ (492)**	**$ (492)**

State Controller Schedules
County Budget Act
January 2010

COUNTY OF KERN
Special Districts and Other Agencies
Financing Sources and Uses by Budget Unit by Object
Fiscal Year 2011-12

Schedule 15

COUNTY SERVICE AREA #56
SPECIAL DISTRICT

Fund 40810
Budget Unit 9273

Detail by Revenue Category and Expenditure Object	Actual 2009-10	Actual 2010-11	CAO Recommended 2011-12	Adopted by the Board of Supervisors 2011-12
1	2	3	4	5
TAXES	$ 2,449	$ 2,279	$ 2,115	$ 2,115
FINES AND FORFEITURES	62	30		
USE OF MONEY/PROPERTY	270	158	351	351
CHARGES FOR SERVICES	(18)	(20)		
OTHER FINANCING SOURCES	180	174	118	118
TOTAL REVENUE	**$ 2,943**	**$ 2,621**	**$ 2,584**	**$ 2,584**
APPROPRIATION FR CONTINGENCIES	$	$	$ 1,062	$ 1,062
SERVICES & SUPPLIES	3,300	3,321	3,508	3,508
OTHER CHARGES	92	18	1,330	1,330
TOTAL EXPENDITURES/APPROPRIATIONS	**$ 3,392**	**$ 3,339**	**$ 5,900**	**$ 5,900**
NET COST	**$ (449)**	**$ (718)**	**$ (3,316)**	**$ (3,316)**

State Controller Schedules
County Budget Act
January 2010

COUNTY OF KERN
Special Districts and Other Agencies
Financing Sources and Uses by Budget Unit by Object
Fiscal Year 2011-12

Schedule 15

COUNTY SERVICE AREA #30 ZONE 2
SPECIAL DISTRICT

Fund 40682
Budget Unit 9274

Detail by Revenue Category and Expenditure Object	Actual 2009-10	Actual 2010-11	CAO Recommended 2011-12	Adopted by the Board of Supervisors 2011-12
1	2	3	4	5
TAXES	$ 1,003	$ 1,032	$	$
FINES AND FORFEITURES	3	13		
USE OF MONEY/PROPERTY	199	124	204	204
CHARGES FOR SERVICES	(29)	(33)		
TOTAL REVENUE	**$ 1,176**	**$ 1,136**	**$ 204**	**$ 204**
APPROPRIATION FR CONTINGENCIES	$	$	$ 469	$ 469
SERVICES & SUPPLIES	831	914	801	801
OTHER CHARGES	32	7	3,030	3,030
TOTAL EXPENDITURES/APPROPRIATIONS	**$ 863**	**$ 921**	**$ 4,300**	**$ 4,300**
NET COST	**$ 313**	**$ 215**	**$ (4,096)**	**$ (4,096)**

State Controller Schedules
County Budget Act
January 2010

COUNTY OF KERN
Special Districts and Other Agencies
Financing Sources and Uses by Budget Unit by Object
Fiscal Year 2011-12

Schedule 15

COUNTY SERVICE AREA #60 ZONE 2
SPECIAL DISTRICT

Fund 40832
Budget Unit 9276

Detail by Revenue Category and Expenditure Object	Actual 2009-10	Actual 2010-11	CAO Recommended 2011-12	Adopted by the Board of Supervisors 2011-12
1	2	3	4	5
TAXES	$ 86,707	$ 100,722	$ 102,380	$ 102,380
FINES AND FORFEITURES	480	1,129		
USE OF MONEY/PROPERTY	3,927	3,355	11,766	11,766
CHARGES FOR SERVICES	(237)	(278)		
TOTAL REVENUE	**$ 90,877**	**$ 104,928**	**$ 114,146**	**$ 114,146**
APPROPRIATION FR CONTINGENCIES	$	$	$ 16,750	$ 16,750
SERVICES & SUPPLIES	1,762	58,039	121,000	121,000
OTHER CHARGES	288	56	36,250	36,250
TOTAL EXPENDITURES/APPROPRIATIONS	**$ 2,050**	**$ 58,095**	**$ 174,000**	**$ 174,000**
NET COST	**$ 88,827**	**$ 46,833**	**$ (59,854)**	**$ (59,854)**

State Controller Schedules
County Budget Act
January 2010

COUNTY OF KERN
Special Districts and Other Agencies
Financing Sources and Uses by Budget Unit by Object
Fiscal Year 2011-12

Schedule 15

COUNTY SERVICE AREA #60
SPECIAL DISTRICT

Fund 40830
Budget Unit 9277

Detail by Revenue Category and Expenditure Object	Actual 2009-10	Actual 2010-11	CAO Recommended 2011-12	Adopted by the Board of Supervisors 2011-12
1	2	3	4	5
TAXES	$ 203,281	$ 210,123	$	$
FINES AND FORFEITURES	3,088	3,076		
USE OF MONEY/PROPERTY	7,338	6,848	25,504	25,504
CHARGES FOR SERVICES	(1,488)	(1,671)		
OTHER FINANCING SOURCES	4,299	4,040	3,960	3,960
TOTAL REVENUE	**$ 216,518**	**$ 222,416**	**$ 29,464**	**$ 29,464**
APPROPRIATION FR CONTINGENCIES	$	$	$ 20,000	$ 20,000
SERVICES & SUPPLIES	169,961	161,587	131,000	131,000
OTHER CHARGES	2,027	444	47,000	47,000
TOTAL EXPENDITURES/APPROPRIATIONS	**$ 171,988**	**$ 162,031**	**$ 198,000**	**$ 198,000**
NET COST	**$ 44,530**	**$ 60,385**	**$ (168,536)**	**$ (168,536)**

State Controller Schedules
County Budget Act
January 2010

COUNTY OF KERN
Special Districts and Other Agencies
Financing Sources and Uses by Budget Unit by Object
Fiscal Year 2011-12

Schedule 15

COUNTY SERVICE AREA #60 ZONE 1
SPECIAL DISTRICT

Fund 40831
Budget Unit 9278

Detail by Revenue Category and Expenditure Object	Actual 2009-10	Actual 2010-11	CAO Recommended 2011-12	Adopted by the Board of Supervisors 2011-12
1	2	3	4	5
TAXES	$ 18,732	$ 21,696	$ 20,292	$ 20,292
FINES AND FORFEITURES	141	247		
USE OF MONEY/PROPERTY	529	333	1,112	1,112
CHARGES FOR SERVICES	(312)	(364)		
OTHER FINANCING SOURCES	480	480	540	540
TOTAL REVENUE	**$ 19,570**	**$ 22,392**	**$ 21,944**	**$ 21,944**
APPROPRIATION FR CONTINGENCIES	$	$	$ 2,600	$ 2,600
SERVICES & SUPPLIES	17,455	22,459	16,200	16,200
OTHER CHARGES	229	44	8,200	8,200
TOTAL EXPENDITURES/APPROPRIATIONS	**$ 17,684**	**$ 22,503**	**$ 27,000**	**$ 27,000**
NET COST	**$ 1,886**	**$ (111)**	**$ (5,056)**	**$ (5,056)**

State Controller Schedules
County Budget Act
January 2010

COUNTY OF KERN
Special Districts and Other Agencies
Financing Sources and Uses by Budget Unit by Object
Fiscal Year 2011-12

Schedule 15

COUNTY SERVICE AREA #61 ZONE 1
SPECIAL DISTRICT

Fund 40836
Budget Unit 9279

Detail by Revenue Category and Expenditure Object	Actual 2009-10	Actual 2010-11	CAO Recommended 2011-12	Adopted by the Board of Supervisors 2011-12
1	2	3	4	5
TAXES	$ 12,224	$ 4,464	$	$
FINES AND FORFEITURES	280	340		
USE OF MONEY/PROPERTY	995	635	2,167	2,167
CHARGES FOR SERVICES	(145)	(149)		
OTHER FINANCING SOURCES	245	230	210	210
TOTAL REVENUE	**$ 13,599**	**$ 5,520**	**$ 2,377**	**$ 2,377**
APPROPRIATION FR CONTINGENCIES	$	$	$ 1,000	$ 1,000
SERVICES & SUPPLIES	9,260	8,089	6,929	6,929
OTHER CHARGES	114	22	2,571	2,571
TOTAL EXPENDITURES/APPROPRIATIONS	**$ 9,374**	**$ 8,111**	**$ 10,500**	**$ 10,500**
NET COST	**$ 4,225**	**$ (2,591)**	**$ (8,123)**	**$ (8,123)**

State Controller Schedules
County Budget Act
January 2010

COUNTY OF KERN
Special Districts and Other Agencies
Financing Sources and Uses by Budget Unit by Object
Fiscal Year 2011-12

Schedule 15

COUNTY SERVICE AREA #61 ZONE 2
SPECIAL DISTRICT

Fund 40837
Budget Unit 9280

Detail by Revenue Category and Expenditure Object	Actual 2009-10	Actual 2010-11	CAO Recommended 2011-12	Adopted by the Board of Supervisors 2011-12
1	2	3	4	5
TAXES	$ 1,479	$ 1,778	$ 1,591	$ 1,591
FINES AND FORFEITURES	77	166		
USE OF MONEY/PROPERTY	41	25	71	71
CHARGES FOR SERVICES	(12)	(13)		
OTHER FINANCING SOURCES	42	44	40	40
TOTAL REVENUE	**$ 1,627**	**$ 2,000**	**$ 1,702**	**$ 1,702**
APPROPRIATION FR CONTINGENCIES	$	$	$ 280	$ 280
SERVICES & SUPPLIES	1,677	1,440	1,205	1,205
OTHER CHARGES	18	3	515	515
TOTAL EXPENDITURES/APPROPRIATIONS	**$ 1,695**	**$ 1,443**	**$ 2,000**	**$ 2,000**
NET COST	**$ (68)**	**$ 557**	**$ (298)**	**$ (298)**

State Controller Schedules
County Budget Act
January 2010

COUNTY OF KERN
Special Districts and Other Agencies
Financing Sources and Uses by Budget Unit by Object
Fiscal Year 2011-12

Schedule 15

COUNTY SERVICE AREA #61 ZONE 3
SPECIAL DISTRICT

Fund 40838
Budget Unit 9281

Detail by Revenue Category and Expenditure Object	Actual 2009-10	Actual 2010-11	CAO Recommended 2011-12	Adopted by the Board of Supervisors 2011-12
1	2	3	4	5
TAXES	$ 8,089	$ 8,408	$	$
FINES AND FORFEITURES	190	386		
USE OF MONEY/PROPERTY	467	303	1,078	1,078
CHARGES FOR SERVICES	(73)	(81)		
OTHER FINANCING SOURCES	229	194	174	174
TOTAL REVENUE	**$ 8,902**	**$ 9,210**	**$ 1,252**	**$ 1,252**
APPROPRIATION FR CONTINGENCIES	$	$	$ 877	$ 877
SERVICES & SUPPLIES	6,949	6,795	6,023	6,023
OTHER CHARGES	110	22	1,800	1,800
TOTAL EXPENDITURES/APPROPRIATIONS	**$ 7,059**	**$ 6,817**	**$ 8,700**	**$ 8,700**
NET COST	**$ 1,843**	**$ 2,393**	**$ (7,448)**	**$ (7,448)**

State Controller Schedules
County Budget Act
January 2010

COUNTY OF KERN
Special Districts and Other Agencies
Financing Sources and Uses by Budget Unit by Object
Fiscal Year 2011-12

Schedule 15

COUNTY SERVICE AREA #61 ZONE 4
SPECIAL DISTRICT

Fund 40839
Budget Unit 9282

Detail by Revenue Category and Expenditure Object	Actual 2009-10	Actual 2010-11	CAO Recommended 2011-12	Adopted by the Board of Supervisors 2011-12
1	2	3	4	5
TAXES	$ 2,900	$ 2,900	$ 276	$ 276
USE OF MONEY/PROPERTY	121	80	282	282
OTHER FINANCING SOURCES	77	70	66	66
TOTAL REVENUE	**$ 3,098**	**$ 3,050**	**$ 624**	**$ 624**
APPROPRIATION FR CONTINGENCIES	$	$	$ 330	$ 330
SERVICES & SUPPLIES	2,458	2,369	2,290	2,290
OTHER CHARGES	37	7	680	680
TOTAL EXPENDITURES/APPROPRIATIONS	**$ 2,495**	**$ 2,376**	**$ 3,300**	**$ 3,300**
NET COST	**$ 603**	**$ 674**	**$ (2,676)**	**$ (2,676)**

State Controller Schedules
County Budget Act
January 2010

COUNTY OF KERN
Special Districts and Other Agencies
Financing Sources and Uses by Budget Unit by Object
Fiscal Year 2011-12

Schedule 15

COUNTY SERVICE AREA #62
SPECIAL DISTRICT

Fund 40840
Budget Unit 9283

Detail by Revenue Category and Expenditure Object	Actual 2009-10	Actual 2010-11	CAO Recommended 2011-12	Adopted by the Board of Supervisors 2011-12
1	2	3	4	5
TAXES	$ 5,885	$ 5,701	$ 5,778	$ 5,778
FINES AND FORFEITURES	295	174		
USE OF MONEY/PROPERTY	248	122	248	248
CHARGES FOR SERVICES	(145)	(164)		
OTHER FINANCING SOURCES	210	232	220	220
TOTAL REVENUE	**$ 6,493**	**$ 6,065**	**$ 6,246**	**$ 6,246**
APPROPRIATION FR CONTINGENCIES	$	$	$ 1,171	$ 1,171
SERVICES & SUPPLIES	8,906	11,865	7,529	7,529
OTHER CHARGES	101	22	2,300	2,300
TOTAL EXPENDITURES/APPROPRIATIONS	**$ 9,007**	**$ 11,887**	**$ 11,000**	**$ 11,000**
NET COST	**$ (2,514)**	**$ (5,822)**	**$ (4,754)**	**$ (4,754)**

State Controller Schedules
County Budget Act
January 2010

COUNTY OF KERN
Special Districts and Other Agencies
Financing Sources and Uses by Budget Unit by Object
Fiscal Year 2011-12

Schedule 15

COUNTY SERVICE AREA #63
SPECIAL DISTRICT

Fund 40845
Budget Unit 9284

Detail by Revenue Category and Expenditure Object	Actual 2009-10	Actual 2010-11	CAO Recommended 2011-12	Adopted by the Board of Supervisors 2011-12
1	2	3	4	5
TAXES	$ 26,668	$ 26,981	$ 20,284	$ 20,284
FINES AND FORFEITURES	353	476		
USE OF MONEY/PROPERTY	369	314	1,275	1,275
CHARGES FOR SERVICES	(956)	(1,067)		
OTHER FINANCING SOURCES	470	454	460	460
TOTAL REVENUE	**$ 26,904**	**$ 27,158**	**$ 22,019**	**$ 22,019**
APPROPRIATION FR CONTINGENCIES	$	$	$ 2,173	$ 2,173
SERVICES & SUPPLIES	18,658	18,041	15,137	15,137
OTHER CHARGES	220	42	5,690	5,690
TOTAL EXPENDITURES/APPROPRIATIONS	**$ 18,878**	**$ 18,083**	**$ 23,000**	**$ 23,000**
NET COST	**$ 8,026**	**$ 9,075**	**$ (981)**	**$ (981)**

State Controller Schedules
County Budget Act
January 2010

COUNTY OF KERN
Special Districts and Other Agencies
Financing Sources and Uses by Budget Unit by Object
Fiscal Year 2011-12

Schedule 15

COUNTY SERVICE AREA #65
SPECIAL DISTRICT

Fund 40855
Budget Unit 9286

Detail by Revenue Category and Expenditure Object	Actual 2009-10	Actual 2010-11	CAO Recommended 2011-12	Adopted by the Board of Supervisors 2011-12
1	2	3	4	5
TAXES	$ 12,954	$ 7,179	$ 6,218	$ 6,218
FINES AND FORFEITURES	427	531		
USE OF MONEY/PROPERTY	5,775	3,601	4,079	4,079
CHARGES FOR SERVICES	(236)	(262)		
OTHER FINANCING SOURCES	3,466	5,000	4,550	4,550
TOTAL REVENUE	**$ 22,386**	**$ 16,049**	**$ 14,847**	**$ 14,847**
APPROPRIATION FR CONTINGENCIES	$	$	$ 22,000	$ 22,000
SERVICES & SUPPLIES	12,965	15,770	10,002	10,002
OTHER CHARGES	1,633	333	46,498	46,498
CAPITAL ASSETS		832	149,000	149,000
TOTAL EXPENDITURES/APPROPRIATIONS	**$ 14,598**	**$ 16,935**	**$ 227,500**	**$ 227,500**
NET COST	**$ 7,788**	**$ (886)**	**$ (212,653)**	**$ (212,653)**

State Controller Schedules
County Budget Act
January 2010

COUNTY OF KERN
Special Districts and Other Agencies
Financing Sources and Uses by Budget Unit by Object
Fiscal Year 2011-12

Schedule 15

COUNTY SERVICE AREA #66
SPECIAL DISTRICT

Fund 40860
Budget Unit 9287

Detail by Revenue Category and Expenditure Object	Actual 2009-10	Actual 2010-11	CAO Recommended 2011-12	Adopted by the Board of Supervisors 2011-12
1	2	3	4	5
TAXES	$ 5,717	$ 5,364	$ 5,515	$ 5,515
FINES AND FORFEITURES	67	18		
USE OF MONEY/PROPERTY	97	72	257	257
CHARGES FOR SERVICES	(23)	(26)		
OTHER FINANCING SOURCES	118	118	114	114
TOTAL REVENUE	**$ 5,976**	**$ 5,546**	**$ 5,886**	**$ 5,886**
APPROPRIATION FR CONTINGENCIES	$	$	$ 550	$ 550
SERVICES & SUPPLIES	4,731	4,513	3,900	3,900
OTHER CHARGES	55	11	1,250	1,250
TOTAL EXPENDITURES/APPROPRIATIONS	**$ 4,786**	**$ 4,524**	**$ 5,700**	**$ 5,700**
NET COST	**$ 1,190**	**$ 1,022**	**$ 186**	**$ 186**

State Controller Schedules
County Budget Act
January 2010

COUNTY OF KERN
Special Districts and Other Agencies
Financing Sources and Uses by Budget Unit by Object
Fiscal Year 2011-12

Schedule 15

COUNTY SERVICE AREA #67
SPECIAL DISTRICT

Fund 40865
Budget Unit 9288

Detail by Revenue Category and Expenditure Object	Actual 2009-10	Actual 2010-11	CAO Recommended 2011-12	Adopted by the Board of Supervisors 2011-12
1	2	3	4	5
TAXES	$ 3,471	$ 3,155	$	$
USE OF MONEY/PROPERTY	179	118	418	418
CHARGES FOR SERVICES	(6)	(7)		
OTHER FINANCING SOURCES	85	84	75	75
TOTAL REVENUE	**$ 3,729**	**$ 3,350**	**$ 493**	**$ 493**
APPROPRIATION FR CONTINGENCIES	$	$	$ 403	$ 403
SERVICES & SUPPLIES	2,906	2,453	2,107	2,107
OTHER CHARGES	41	9	1,240	1,240
TOTAL EXPENDITURES/APPROPRIATIONS	**$ 2,947**	**$ 2,462**	**$ 3,750**	**$ 3,750**
NET COST	**$ 782**	**$ 888**	**$ (3,257)**	**$ (3,257)**

State Controller Schedules
County Budget Act
January 2010

COUNTY OF KERN
Special Districts and Other Agencies
Financing Sources and Uses by Budget Unit by Object
Fiscal Year 2011-12

Schedule 15

COUNTY SERVICE AREA #58
SPECIAL DISTRICT

Fund 40820
Budget Unit 9289

Detail by Revenue Category and Expenditure Object	Actual 2009-10	Actual 2010-11	CAO Recommended 2011-12	Adopted by the Board of Supervisors 2011-12
1	2	3	4	5
TAXES	$ 4,479	$ 4,266	$ 4,543	$ 4,543
FINES AND FORFEITURES	23	1		
USE OF MONEY/PROPERTY	470	281	719	719
CHARGES FOR SERVICES	(34)	(37)		
OTHER FINANCING SOURCES	244	232	167	167
TOTAL REVENUE	**$ 5,182**	**$ 4,743**	**$ 5,429**	**$ 5,429**
APPROPRIATION FR CONTINGENCIES	$	$	$ 2,100	$ 2,100
SERVICES & SUPPLIES	5,593	5,143	5,385	5,385
OTHER CHARGES	133	19	2,115	2,115
TOTAL EXPENDITURES/APPROPRIATIONS	**$ 5,726**	**$ 5,162**	**$ 9,600**	**$ 9,600**
NET COST	**$ (544)**	**$ (419)**	**$ (4,171)**	**$ (4,171)**

State Controller Schedules
County Budget Act
January 2010

COUNTY OF KERN
Special Districts and Other Agencies
Financing Sources and Uses by Budget Unit by Object
Fiscal Year 2011-12

Schedule 15

COUNTY SERVICE AREA #63 ZONE 1
SPECIAL DISTRICT

Fund 40846
Budget Unit 9290

Detail by Revenue Category and Expenditure Object	Actual 2009-10	Actual 2010-11	CAO Recommended 2011-12	Adopted by the Board of Supervisors 2011-12
1	2	3	4	5
TAXES	$ 98,424	$ 98,164	$ 96,456	$ 96,456
FINES AND FORFEITURES	992	1,006		
USE OF MONEY/PROPERTY	1,258	1,601	4,064	4,064
CHARGES FOR SERVICES	(587)	(652)		
OTHER FINANCING SOURCES			2,154	2,154
TOTAL REVENUE	**$ 100,087**	**$ 100,119**	**$ 102,674**	**$ 102,674**
APPROPRIATION FR CONTINGENCIES	$	$	$ 10,400	$ 10,400
SERVICES & SUPPLIES	21,501	33,095	69,100	69,100
OTHER CHARGES	1,084	222	25,500	25,500
TOTAL EXPENDITURES/APPROPRIATIONS	**$ 22,585**	**$ 33,317**	**$ 105,000**	**$ 105,000**
NET COST	**$ 77,502**	**$ 66,802**	**$ (2,326)**	**$ (2,326)**

State Controller Schedules
County Budget Act
January 2010

COUNTY OF KERN
Special Districts and Other Agencies
Financing Sources and Uses by Budget Unit by Object
Fiscal Year 2011-12

Schedule 15

COUNTY SERVICE AREA #63 ZONE 2
SPECIAL DISTRICT

Fund 40847
Budget Unit 9291

Detail by Revenue Category and Expenditure Object	Actual 2009-10	Actual 2010-11	CAO Recommended 2011-12	Adopted by the Board of Supervisors 2011-12
1	2	3	4	5
TAXES	$ 1,554	$ 1,551	$	$
FINES AND FORFEITURES	19	21		
USE OF MONEY/PROPERTY	578	364	714	714
CHARGES FOR SERVICES	(261)	(290)		
TOTAL REVENUE	**$ 1,890**	**$ 1,646**	**$ 714**	**$ 714**
APPROPRIATION FR CONTINGENCIES	$	$	$ 1,330	$ 1,330
SERVICES & SUPPLIES	579	117	8,480	8,480
OTHER CHARGES	151	26	2,790	2,790
TOTAL EXPENDITURES/APPROPRIATIONS	**$ 730**	**$ 143**	**$ 12,600**	**$ 12,600**
NET COST	**$ 1,160**	**$ 1,503**	**$ (11,886)**	**$ (11,886)**

State Controller Schedules
County Budget Act
January 2010

COUNTY OF KERN
Special Districts and Other Agencies
Financing Sources and Uses by Budget Unit by Object
Fiscal Year 2011-12

Schedule 15

COUNTY SERVICE AREA #63 ZONE 3
SPECIAL DISTRICT

Fund 40848
Budget Unit 9292

Detail by Revenue Category and Expenditure Object	Actual 2009-10	Actual 2010-11	CAO Recommended 2011-12	Adopted by the Board of Supervisors 2011-12
1	2	3	4	5
TAXES	$ 37,601	$ 21,940	$	$
FINES AND FORFEITURES	347	383		
USE OF MONEY/PROPERTY	1,811	1,251	4,357	4,357
CHARGES FOR SERVICES	(445)	(495)		
OTHER FINANCING SOURCES	735	620	580	580
TOTAL REVENUE	**$ 40,049**	**$ 23,699**	**$ 4,937**	**$ 4,937**
APPROPRIATION FR CONTINGENCIES	$	$	$ 3,000	$ 3,000
SERVICES & SUPPLIES	24,062	22,950	19,200	19,200
OTHER CHARGES	348	68	6,800	6,800
TOTAL EXPENDITURES/APPROPRIATIONS	**$ 24,410**	**$ 23,018**	**$ 29,000**	**$ 29,000**
NET COST	**$ 15,639**	**$ 681**	**$ (24,063)**	**$ (24,063)**

State Controller Schedules
County Budget Act
January 2010

COUNTY OF KERN
Special Districts and Other Agencies
Financing Sources and Uses by Budget Unit by Object
Fiscal Year 2011-12

Schedule 15

COUNTY SERVICE AREA #63 ZONE 4
SPECIAL DISTRICT

Fund 40849
Budget Unit 9293

Detail by Revenue Category and Expenditure Object	Actual 2009-10	Actual 2010-11	CAO Recommended 2011-12	Adopted by the Board of Supervisors 2011-12
1	2	3	4	5
TAXES	$ 72,570	$ 71,426	$ 66,652	$ 66,652
FINES AND FORFEITURES	1,168	725		
USE OF MONEY/PROPERTY	4,119	2,628	9,256	9,256
CHARGES FOR SERVICES	(158)	(175)		
TOTAL REVENUE	**$ 77,699**	**$ 74,604**	**$ 75,908**	**$ 75,908**
APPROPRIATION FR CONTINGENCIES	$	$	$ 5,000	$ 5,000
SERVICES & SUPPLIES	42,834	77,489	91,300	91,300
OTHER CHARGES	988	148	8,700	8,700
TOTAL EXPENDITURES/APPROPRIATIONS	**$ 43,822**	**$ 77,637**	**$ 105,000**	**$ 105,000**
NET COST	**$ 33,877**	**$ (3,033)**	**$ (29,092)**	**$ (29,092)**

State Controller Schedules
County Budget Act
January 2010

COUNTY OF KERN
Special Districts and Other Agencies
Financing Sources and Uses by Budget Unit by Object
Fiscal Year 2011-12

Schedule 15

COUNTY SERVICE AREA #63 ZONE 5
SPECIAL DISTRICT

Fund 40851
Budget Unit 9294

Detail by Revenue Category and Expenditure Object	Actual 2009-10	Actual 2010-11	CAO Recommended 2011-12	Adopted by the Board of Supervisors 2011-12
1	2	3	4	5
TAXES	$ 88,380	$ 87,888	$ 85,880	$ 85,880
FINES AND FORFEITURES	553	922		
USE OF MONEY/PROPERTY	186	199	1,259	1,259
CHARGES FOR SERVICES	(187)	(208)		
OTHER FINANCING SOURCES			20,651	20,651
TOTAL REVENUE	**$ 88,932**	**$ 88,801**	**$ 107,790**	**$ 107,790**
APPROPRIATION FR CONTINGENCIES	$	$	$ 9,400	$ 9,400
SERVICES & SUPPLIES	94,261	80,964	102,800	102,800
OTHER CHARGES	856	179	6,800	6,800
TOTAL EXPENDITURES/APPROPRIATIONS	**$ 95,117**	**$ 81,143**	**$ 119,000**	**$ 119,000**
NET COST	**$ (6,185)**	**$ 7,658**	**$ (11,210)**	**$ (11,210)**

State Controller Schedules
County Budget Act
January 2010

COUNTY OF KERN
Special Districts and Other Agencies
Financing Sources and Uses by Budget Unit by Object
Fiscal Year 2011-12

Schedule 15

COUNTY SERVICE AREA #63 ZONE 6
SPECIAL DISTRICT

Fund 40852
Budget Unit 9295

Detail by Revenue Category and Expenditure Object	Actual 2009-10	Actual 2010-11	CAO Recommended 2011-12	Adopted by the Board of Supervisors 2011-12
1	2	3	4	5
TAXES	$ 65,952	$ 66,328	$ 61,380	$ 61,380
FINES AND FORFEITURES	634	483		
USE OF MONEY/PROPERTY	1,050	740	2,536	2,536
CHARGES FOR SERVICES	(89)	(99)		
TOTAL REVENUE	**$ 67,547**	**$ 67,452**	**$ 63,916**	**$ 63,916**
APPROPRIATION FR CONTINGENCIES	$	$	$ 3,220	$ 3,220
SERVICES & SUPPLIES	37,719	68,939	70,010	70,010
OTHER CHARGES	705	171	6,770	6,770
TOTAL EXPENDITURES/APPROPRIATIONS	**$ 38,424**	**$ 69,110**	**$ 80,000**	**$ 80,000**
NET COST	**$ 29,123**	**$ (1,658)**	**$ (16,084)**	**$ (16,084)**

State Controller Schedules
County Budget Act
January 2010

COUNTY OF KERN
Special Districts and Other Agencies
Financing Sources and Uses by Budget Unit by Object
Fiscal Year 2011-12

Schedule 15

CO SERVICE AREA #39 ZONE 1
SPECIAL DISTRICT

Fund 40726
Budget Unit 9297

Detail by Revenue Category and Expenditure Object	Actual 2009-10	Actual 2010-11	CAO Recommended 2011-12	Adopted by the Board of Supervisors 2011-12
1	2	3	4	5
TAXES	$ 13,202	$ 12,998	$ 15,077	$ 15,077
USE OF MONEY/PROPERTY	(342)	4	519	519
CHARGES FOR SERVICES	(17)	(19)		
MISCELLANEOUS	25,000			
OTHER FINANCING SOURCES			52,000	52,000
TOTAL REVENUE	**$ 37,843**	**$ 12,983**	**$ 67,596**	**$ 67,596**
SERVICES & SUPPLIES	$ 16,709	$ 23,078	$ 47,810	$ 47,810
OTHER CHARGES	142	31	640	640
TOTAL EXPENDITURES/APPROPRIATIONS	**$ 16,851**	**$ 23,109**	**$ 48,450**	**$ 48,450**
NET COST	**$ 20,992**	**$ (10,126)**	**$ 19,146**	**$ 19,146**

State Controller Schedules
County Budget Act
January 2010

COUNTY OF KERN
Special Districts and Other Agencies
Financing Sources and Uses by Budget Unit by Object
Fiscal Year 2011-12

Schedule 15

COUNTY SERVICE AREA #65.1
SPECIAL DISTRICT

Fund 40856
Budget Unit 9298

Detail by Revenue Category and Expenditure Object	Actual 2009-10	Actual 2010-11	CAO Recommended 2011-12	Adopted by the Board of Supervisors 2011-12
1	2	3	4	5
TAXES	$ 3,880	$ 3,860	$ 3,800	$ 3,800
FINES AND FORFEITURES	115	174		
USE OF MONEY/PROPERTY	279	172	586	586
CHARGES FOR SERVICES	(144)	(160)		
OTHER FINANCING SOURCES	111	110	100	100
TOTAL REVENUE	**$ 4,241**	**$ 4,156**	**$ 4,486**	**$ 4,486**
APPROPRIATION FR CONTINGENCIES	$	$	$ 500	$ 500
SERVICES & SUPPLIES	4,374	3,521	2,960	2,960
OTHER CHARGES	50	10	1,540	1,540
TOTAL EXPENDITURES/APPROPRIATIONS	**$ 4,424**	**$ 3,531**	**$ 5,000**	**$ 5,000**
NET COST	**$ (183)**	**$ 625**	**$ (514)**	**$ (514)**

State Controller Schedules
County Budget Act
January 2010

COUNTY OF KERN
Special Districts and Other Agencies
Financing Sources and Uses by Budget Unit by Object
Fiscal Year 2011-12

Schedule 15

COUNTY SERVICE AREA #66 ZONE 2
SPECIAL DISTRICT

Fund 40862
Budget Unit 9299

Detail by Revenue Category and Expenditure Object	Actual 2009-10	Actual 2010-11	CAO Recommended 2011-12	Adopted by the Board of Supervisors 2011-12
1	2	3	4	5
TAXES	$ 2,027	$ 2,646	$ 1,425	$ 1,425
FINES AND FORFEITURES	34	1		
USE OF MONEY/PROPERTY	45	29	104	104
CHARGES FOR SERVICES	(18)	(20)		
OTHER FINANCING SOURCES	50	60	30	30
TOTAL REVENUE	**$ 2,138**	**$ 2,716**	**$ 1,559**	**$ 1,559**
APPROPRIATION FR CONTINGENCIES	$	$	$ 162	$ 162
SERVICES & SUPPLIES	1,966	1,174	913	913
OTHER CHARGES	23	5	425	425
TOTAL EXPENDITURES/APPROPRIATIONS	**$ 1,989**	**$ 1,179**	**$ 1,500**	**$ 1,500**
NET COST	**$ 149**	**$ 1,537**	**$ 59**	**$ 59**

State Controller Schedules
County Budget Act
January 2010

COUNTY OF KERN
Special Districts and Other Agencies
Financing Sources and Uses by Budget Unit by Object
Fiscal Year 2011-12

Schedule 15

COUNTY SERVICE AREA #10 ZONE 6
SPECIAL DISTRICT

Fund 40548
Budget Unit 9300

Detail by Revenue Category and Expenditure Object	Actual 2009-10	Actual 2010-11	CAO Recommended 2011-12	Adopted by the Board of Supervisors 2011-12
1	2	3	4	5
TAXES	$ 4,199	$ 3,747	$	$
FINES AND FORFEITURES	17	20		
USE OF MONEY/PROPERTY	1,187	777	2,860	2,860
CHARGES FOR SERVICES	(122)	(120)		
TOTAL REVENUE	**$ 5,281**	**$ 4,424**	**$ 2,860**	**$ 2,860**
APPROPRIATION FR CONTINGENCIES	$	$	$ 1,449	$ 1,449
SERVICES & SUPPLIES	104	23	1	1
OTHER CHARGES	64	11	12,550	12,550
TOTAL EXPENDITURES/APPROPRIATIONS	**$ 168**	**$ 34**	**$ 14,000**	**$ 14,000**
NET COST	**$ 5,113**	**$ 4,390**	**$ (11,140)**	**$ (11,140)**

State Controller Schedules
County Budget Act
January 2010

COUNTY OF KERN
Special Districts and Other Agencies
Financing Sources and Uses by Budget Unit by Object
Fiscal Year 2011-12

Schedule 15

COUNTY SERVICE AREA #66 ZONE 3
SPECIAL DISTRICT

Fund 40863
Budget Unit 9301

Detail by Revenue Category and Expenditure Object	Actual 2009-10	Actual 2010-11	CAO Recommended 2011-12	Adopted by the Board of Supervisors 2011-12
1	2	3	4	5
TAXES	$ 3,539	$ 3,088	$ 3,325	$ 3,325
FINES AND FORFEITURES	59	2		
USE OF MONEY/PROPERTY	116	109	228	228
CHARGES FOR SERVICES	(18)	(20)		
TOTAL REVENUE	**$ 3,696**	**$ 3,179**	**$ 3,553**	**$ 3,553**
APPROPRIATION FR CONTINGENCIES	$	$	$ 565	$ 565
SERVICES & SUPPLIES	18	7	4,000	4,000
OTHER CHARGES	37	8	1,435	1,435
TOTAL EXPENDITURES/APPROPRIATIONS	**$ 55**	**$ 15**	**$ 6,000**	**$ 6,000**
NET COST	**$ 3,641**	**$ 3,164**	**$ (2,447)**	**$ (2,447)**

State Controller Schedules
County Budget Act
January 2010

COUNTY OF KERN
Special Districts and Other Agencies
Financing Sources and Uses by Budget Unit by Object
Fiscal Year 2011-12

Schedule 15

COUNTY SERVICE AREA #66 ZONE 4
SPECIAL DISTRICT

Fund 40864
Budget Unit 9302

Detail by Revenue Category and Expenditure Object	Actual 2009-10	Actual 2010-11	CAO Recommended 2011-12	Adopted by the Board of Supervisors 2011-12
1	2	3	4	5
TAXES	$ 1,021	$ 1,769	$ 1,900	$ 1,900
FINES AND FORFEITURES	17	1		
USE OF MONEY/PROPERTY	30	28	109	109
CHARGES FOR SERVICES	(18)	(20)		
TOTAL REVENUE	**$ 1,050**	**$ 1,778**	**$ 2,009**	**$ 2,009**
APPROPRIATION FR CONTINGENCIES	$	$	$ 170	$ 170
SERVICES & SUPPLIES	200	580	715	715
OTHER CHARGES	9	3	615	615
TOTAL EXPENDITURES/APPROPRIATIONS	**$ 209**	**$ 583**	**$ 1,500**	**$ 1,500**
NET COST	**$ 841**	**$ 1,195**	**$ 509**	**$ 509**

State Controller Schedules
County Budget Act
January 2010

COUNTY OF KERN
Special Districts and Other Agencies
Financing Sources and Uses by Budget Unit by Object
Fiscal Year 2011-12

Schedule 15

COUNTY SERVICE AREA #30 ZONE 6
SPECIAL DISTRICT

Fund 40676
Budget Unit 9303

Detail by Revenue Category and Expenditure Object	Actual 2009-10	Actual 2010-11	CAO Recommended 2011-12	Adopted by the Board of Supervisors 2011-12
1	2	3	4	5
TAXES	$ 2,229	$ 2,456	$	$
FINES AND FORFEITURES	23	56		
USE OF MONEY/PROPERTY	1,338	850	2,448	2,448
CHARGES FOR SERVICES	(66)	(73)		
TOTAL REVENUE	**$ 3,524**	**$ 3,289**	**$ 2,448**	**$ 2,448**
APPROPRIATION FR CONTINGENCIES	$	$	$ 1,409	$ 1,409
SERVICES & SUPPLIES	90	25	1	1
OTHER CHARGES	92	19	14,090	14,090
TOTAL EXPENDITURES/APPROPRIATIONS	**$ 182**	**$ 44**	**$ 15,500**	**$ 15,500**
NET COST	**$ 3,342**	**$ 3,245**	**$ (13,052)**	**$ (13,052)**

State Controller Schedules
County Budget Act
January 2010

COUNTY OF KERN
Special Districts and Other Agencies
Financing Sources and Uses by Budget Unit by Object
Fiscal Year 2011-12

Schedule 15

COUNTY SERVICE AREA # 67 ZONE 1
SPECIAL DISTRICT

Fund 40866
Budget Unit 9305

Detail by Revenue Category and Expenditure Object	Actual 2009-10	Actual 2010-11	CAO Recommended 2011-12	Adopted by the Board of Supervisors 2011-12
1	2	3	4	5
TAXES	$ 1,924	$ 1,829	$	$
USE OF MONEY/PROPERTY	36	40	138	138
CHARGES FOR SERVICES	(3)	(3)		
TOTAL REVENUE	**$ 1,957**	**$ 1,866**	**$ 138**	**$ 138**
SERVICES & SUPPLIES	$ 151	$ 2	$ 5,109	$ 5,109
OTHER CHARGES	18	3	555	555
TOTAL EXPENDITURES/APPROPRIATIONS	**$ 169**	**$ 5**	**$ 5,664**	**$ 5,664**
NET COST	**$ 1,788**	**$ 1,861**	**$ (5,526)**	**$ (5,526)**

State Controller Schedules
County Budget Act
January 2010

COUNTY OF KERN
Special Districts and Other Agencies
Financing Sources and Uses by Budget Unit by Object
Fiscal Year 2011-12

Schedule 15

COUNTY SERVICE AREA #69
SPECIAL DISTRICT

Fund 40875
Budget Unit 9307

Detail by Revenue Category and Expenditure Object	Actual 2009-10	Actual 2010-11	CAO Recommended 2011-12	Adopted by the Board of Supervisors 2011-12
1	2	3	4	5
TAXES	$ 579	$ 560	$	$
FINES AND FORFEITURES	18	2		
USE OF MONEY/PROPERTY	374	236	489	489
CHARGES FOR SERVICES	(10)	(11)		
TOTAL REVENUE	**$ 961**	**$ 787**	**$ 489**	**$ 489**
APPROPRIATION FR CONTINGENCIES	$	$	$ 725	$ 725
SERVICES & SUPPLIES	57	20		
OTHER CHARGES	96	17	7,275	7,275
TOTAL EXPENDITURES/APPROPRIATIONS	**$ 153**	**$ 37**	**$ 8,000**	**$ 8,000**
NET COST	**$ 808**	**$ 750**	**$ (7,511)**	**$ (7,511)**

State Controller Schedules
County Budget Act
January 2010

COUNTY OF KERN
Special Districts and Other Agencies
Financing Sources and Uses by Budget Unit by Object
Fiscal Year 2011-12

Schedule 15

COUNTY SERVICE AREA #71
SPECIAL DISTRICT

Fund 40885
Budget Unit 9309

Detail by Revenue Category and Expenditure Object	Actual 2009-10	Actual 2010-11	CAO Recommended 2011-12	Adopted by the Board of Supervisors 2011-12
1	2	3	4	5
TAXES	$ 130,103	$ 129,390	$ 127,566	$ 127,566
FINES AND FORFEITURES	1,029	1,472		
USE OF MONEY/PROPERTY	5,049	3,500	8,210	8,210
CHARGES FOR SERVICES	(2,121)	(2,324)		
TOTAL REVENUE	**$ 134,060**	**$ 132,038**	**$ 135,776**	**$ 135,776**
APPROPRIATION FR CONTINGENCIES	$	$	$ 16,000	$ 16,000
SERVICES & SUPPLIES	109,864	136,552	59,000	59,000
OTHER CHARGES	2,182	444	152,000	152,000
TOTAL EXPENDITURES/APPROPRIATIONS	**$ 112,046**	**$ 136,996**	**$ 227,000**	**$ 227,000**
NET COST	**$ 22,014**	**$ (4,958)**	**$ (91,224)**	**$ (91,224)**

State Controller Schedules
County Budget Act
January 2010

COUNTY OF KERN
Special Districts and Other Agencies
Financing Sources and Uses by Budget Unit by Object
Fiscal Year 2011-12

Schedule 15

COUNTY SERVICE AREA #39 ZONE 4
SPECIAL DISTRICT

Fund 40722
Budget Unit 9313

Detail by Revenue Category and Expenditure Object	Actual 2009-10	Actual 2010-11	CAO Recommended 2011-12	Adopted by the Board of Supervisors 2011-12
1	2	3	4	5
TAXES	$ 993	$ 1,017	$ 983	$ 983
FINES AND FORFEITURES	2	3		
USE OF MONEY/PROPERTY	332	214	216	216
CHARGES FOR SERVICES	(21)	(23)		
TOTAL REVENUE	**$ 1,306**	**$ 1,211**	**$ 1,199**	**$ 1,199**
APPROPRIATION FR CONTINGENCIES	$	$	$ 865	$ 865
SERVICES & SUPPLIES	71	25	5,000	5,000
OTHER CHARGES	87	19	1,935	1,935
TOTAL EXPENDITURES/APPROPRIATIONS	**$ 158**	**$ 44**	**$ 7,800**	**$ 7,800**
NET COST	**$ 1,148**	**$ 1,167**	**$ (6,601)**	**$ (6,601)**

State Controller Schedules
County Budget Act
January 2010

COUNTY OF KERN
Special Districts and Other Agencies
Financing Sources and Uses by Budget Unit by Object
Fiscal Year 2011-12

Schedule 15

COUNTY SERVICE AREA #39 ZONE 5
SPECIAL DISTRICT

Fund 40723
Budget Unit 9314

Detail by Revenue Category and Expenditure Object	Actual 2009-10	Actual 2010-11	CAO Recommended 2011-12	Adopted by the Board of Supervisors 2011-12
1	2	3	4	5
TAXES	$ 269	$ 301	$ 266	$ 266
FINES AND FORFEITURES		2		
USE OF MONEY/PROPERTY			20	20
CHARGES FOR SERVICES	(5)	(6)		
TOTAL REVENUE	**$ 264**	**$ 297**	**$ 286**	**$ 286**
APPROPRIATION FR CONTINGENCIES	$	$	30	$ 30
SERVICES & SUPPLIES	2	1	300	300
OTHER CHARGES		3	80	80
TOTAL EXPENDITURES/APPROPRIATIONS	**$ 2**	**$ 4**	**$ 410**	**$ 410**
NET COST	**$ 262**	**$ 293**	**$ (124)**	**$ (124)**

State Controller Schedules
County Budget Act
January 2010

COUNTY OF KERN
Special Districts and Other Agencies
Financing Sources and Uses by Budget Unit by Object
Fiscal Year 2011-12

Schedule 15

COUNTY SERVICE AREA #71 ZONE 1
SPECIAL DISTRICT

Fund 40886
Budget Unit 9316

Detail by Revenue Category and Expenditure Object	Actual 2009-10	Actual 2010-11	CAO Recommended 2011-12	Adopted by the Board of Supervisors 2011-12
1	2	3	4	5
TAXES	$ 29,839	$ 29,309	$ 28,959	$ 28,959
FINES AND FORFEITURES	72	76		
USE OF MONEY/PROPERTY	1,287	757	1,639	1,639
CHARGES FOR SERVICES	(46)	(51)		
OTHER FINANCING SOURCES	239	228	219	219
TOTAL REVENUE	**$ 31,391**	**$ 30,319**	**$ 30,817**	**$ 30,817**
APPROPRIATION FR CONTINGENCIES	$	$	$ 5,049	$ 5,049
SERVICES & SUPPLIES	32,689	32,722	43,700	43,700
OTHER CHARGES	549	100	5,950	5,950
TOTAL EXPENDITURES/APPROPRIATIONS	**$ 33,238**	**$ 32,822**	**$ 54,699**	**$ 54,699**
NET COST	**$ (1,847)**	**$ (2,503)**	**$ (23,882)**	**$ (23,882)**

State Controller Schedules
County Budget Act
January 2010

COUNTY OF KERN
Special Districts and Other Agencies
Financing Sources and Uses by Budget Unit by Object
Fiscal Year 2011-12

Schedule 15

COUNTY SERVICE AREA #71 ZONE 2
SPECIAL DISTRICT

Fund 40887
Budget Unit 9317

Detail by Revenue Category and Expenditure Object	Actual 2009-10	Actual 2010-11	CAO Recommended 2011-12	Adopted by the Board of Supervisors 2011-12
1	2	3	4	5
TAXES	$ 54,115	$ 55,561	$ 53,138	$ 53,138
FINES AND FORFEITURES		509		
USE OF MONEY/PROPERTY	1,712	1,025	2,775	2,775
CHARGES FOR SERVICES	(86)	(95)		
OTHER FINANCING SOURCES	298	266	292	292
TOTAL REVENUE	**$ 56,039**	**$ 57,266**	**$ 56,205**	**$ 56,205**
APPROPRIATION FR CONTINGENCIES	$	$	$ 7,385	$ 7,385
SERVICES & SUPPLIES	56,552	57,024	67,164	67,164
OTHER CHARGES	737	155	6,700	6,700
TOTAL EXPENDITURES/APPROPRIATIONS	**$ 57,289**	**$ 57,179**	**$ 81,249**	**$ 81,249**
NET COST	**$ (1,250)**	**$ 87**	**$ (25,044)**	**$ (25,044)**

State Controller Schedules
County Budget Act
January 2010

COUNTY OF KERN
Special Districts and Other Agencies
Financing Sources and Uses by Budget Unit by Object
Fiscal Year 2011-12

Schedule 15

COUNTY SERVICE AREA #72
SPECIAL DISTRICT

Fund 40890
Budget Unit 9318

Detail by Revenue Category and Expenditure Object	Actual 2009-10	Actual 2010-11	CAO Recommended 2011-12	Adopted by the Board of Supervisors 2011-12
1	2	3	4	5
TAXES	$ 944	$ 1,001	$ 1,501	$ 1,501
FINES AND FORFEITURES	3	3		
USE OF MONEY/PROPERTY	66	33	84	84
CHARGES FOR SERVICES	(14)	(16)		
OTHER FINANCING SOURCES	47	43	42	42
TOTAL REVENUE	**$ 1,046**	**$ 1,064**	**$ 1,627**	**$ 1,627**
APPROPRIATION FR CONTINGENCIES	$	$	$ 200	$ 200
SERVICES & SUPPLIES	1,731	2,952	1,406	1,406
OTHER CHARGES	23	5	494	494
TOTAL EXPENDITURES/APPROPRIATIONS	**$ 1,754**	**$ 2,957**	**$ 2,100**	**$ 2,100**
NET COST	**$ (708)**	**$ (1,893)**	**$ (473)**	**$ (473)**

State Controller Schedules
County Budget Act
January 2010

COUNTY OF KERN
Special Districts and Other Agencies
Financing Sources and Uses by Budget Unit by Object
Fiscal Year 2011-12

Schedule 15

COUNTY SERVICE AREA #71 ZONE 3
SPECIAL DISTRICT

Fund 40888
Budget Unit 9319

Detail by Revenue Category and Expenditure Object	Actual 2009-10	Actual 2010-11	CAO Recommended 2011-12	Adopted by the Board of Supervisors 2011-12
1	2	3	4	5
TAXES	$ 388,670	$ 420,432	$ 382,877	$ 382,877
FINES AND FORFEITURES	2,523	4,488		
USE OF MONEY/PROPERTY	13,284	4,839	15,824	15,824
CHARGES FOR SERVICES	(2,033)	(1,039)		
OTHER FINANCING SOURCES	7,154	7,502	6,781	6,781
TOTAL REVENUE	**$ 409,598**	**$ 436,222**	**$ 405,482**	**$ 405,482**
APPROPRIATION FR CONTINGENCIES	$	$	$ 42,800	$ 42,800
SERVICES & SUPPLIES	621,128	483,382	399,081	399,081
OTHER CHARGES	5,444	1,110	105,000	105,000
TOTAL EXPENDITURES/APPROPRIATIONS	**$ 626,572**	**$ 484,492**	**$ 546,881**	**$ 546,881**
NET COST	**$ (216,974)**	**$ (48,270)**	**$ (141,399)**	**$ (141,399)**

State Controller Schedules
County Budget Act
January 2010

COUNTY OF KERN
Special Districts and Other Agencies
Financing Sources and Uses by Budget Unit by Object
Fiscal Year 2011-12

Schedule 15

COUNTY SERVICE AREA #71 ZONE 5
SPECIAL DISTRICT

Fund 40893
Budget Unit 9321

Detail by Revenue Category and Expenditure Object	Actual 2009-10	Actual 2010-11	CAO Recommended 2011-12	Adopted by the Board of Supervisors 2011-12
1	2	3	4	5
TAXES	$ 69,215	$ 74,210	$ 69,551	$ 69,551
FINES AND FORFEITURES	252	776		
USE OF MONEY/PROPERTY	2,420	1,525	4,533	4,533
CHARGES FOR SERVICES	(1,089)	(1,192)		
OTHER FINANCING SOURCES	2,052	2,000	1,660	1,660
TOTAL REVENUE	**$ 72,850**	**$ 77,319**	**$ 75,744**	**$ 75,744**
APPROPRIATION FR CONTINGENCIES	$	$	$ 8,560	$ 8,560
SERVICES & SUPPLIES	73,935	62,269	50,540	50,540
OTHER CHARGES	993	200	23,900	23,900
TOTAL EXPENDITURES/APPROPRIATIONS	**$ 74,928**	**$ 62,469**	**$ 83,000**	**$ 83,000**
NET COST	**$ (2,078)**	**$ 14,850**	**$ (7,256)**	**$ (7,256)**

State Controller Schedules
County Budget Act
January 2010

COUNTY OF KERN
Special Districts and Other Agencies
Financing Sources and Uses by Budget Unit by Object
Fiscal Year 2011-12

Schedule 15

COUNTY SERVICE AREA #71 ZONE 6
SPECIAL DISTRICT

Fund 40894
Budget Unit 9322

Detail by Revenue Category and Expenditure Object	Actual 2009-10	Actual 2010-11	CAO Recommended 2011-12	Adopted by the Board of Supervisors 2011-12
1	2	3	4	5
TAXES	$ 793	$ 820	$ 365	$ 365
USE OF MONEY/PROPERTY	71	46	166	166
CHARGES FOR SERVICES	(6)	(6)		
OTHER FINANCING SOURCES	24	20	18	18
TOTAL REVENUE	**$ 882**	**$ 880**	**$ 549**	**$ 549**
APPROPRIATION FR CONTINGENCIES	$	$	$ 95	$ 95
SERVICES & SUPPLIES	715	695	600	600
OTHER CHARGES	14	3	205	205
TOTAL EXPENDITURES/APPROPRIATIONS	**$ 729**	**$ 698**	**$ 900**	**$ 900**
NET COST	**$ 153**	**$ 182**	**$ (351)**	**$ (351)**

State Controller Schedules
County Budget Act
January 2010

COUNTY OF KERN
Special Districts and Other Agencies
Financing Sources and Uses by Budget Unit by Object
Fiscal Year 2011-12

Schedule 15

COUNTY SERVICE AREA #71 ZONE 7
SPECIAL DISTRICT

Fund 40895
Budget Unit 9323

Detail by Revenue Category and Expenditure Object	Actual 2009-10	Actual 2010-11	CAO Recommended 2011-12	Adopted by the Board of Supervisors 2011-12
1	2	3	4	5
TAXES	$ 161,009	$ 174,624	$ 164,474	$ 164,474
FINES AND FORFEITURES	1,380	2,966		
USE OF MONEY/PROPERTY	7,401	7,861	27,040	27,040
CHARGES FOR SERVICES	(559)	(621)		
TOTAL REVENUE	**$ 169,231**	**$ 184,830**	**$ 191,514**	**$ 191,514**
APPROPRIATION FR CONTINGENCIES	$	$	$ 35,500	$ 35,500
SERVICES & SUPPLIES	13,973	118,219	231,500	231,500
OTHER CHARGES	2,205	444	89,000	89,000
TOTAL EXPENDITURES/APPROPRIATIONS	**$ 16,178**	**$ 118,663**	**$ 356,000**	**$ 356,000**
NET COST	**$ 153,053**	**$ 66,167**	**$ (164,486)**	**$ (164,486)**

State Controller Schedules
County Budget Act
January 2010

COUNTY OF KERN
Special Districts and Other Agencies
Financing Sources and Uses by Budget Unit by Object
Fiscal Year 2011-12

Schedule 15

COUNTY SERVICE AREA #71 ZONE 8
SPECIAL DISTRICT

Fund 40896
Budget Unit 9324

Detail by Revenue Category and Expenditure Object	Actual 2009-10	Actual 2010-11	CAO Recommended 2011-12	Adopted by the Board of Supervisors 2011-12
1	2	3	4	5
TAXES	$ 250,641	$ 276,267	$ 272,940	$ 272,940
FINES AND FORFEITURES	2,862	3,589		
USE OF MONEY/PROPERTY	8,974	7,511	25,098	25,098
CHARGES FOR SERVICES	(388)	(451)		
MISCELLANEOUS		3,180		
TOTAL REVENUE	**$ 262,089**	**$ 290,096**	**$ 298,038**	**$ 298,038**
APPROPRIATION FR CONTINGENCIES	$	$	$ 30,067	$ 30,067
SERVICES & SUPPLIES	297,482	282,939	263,773	263,773
OTHER CHARGES	3,267	666	100,160	100,160
TOTAL EXPENDITURES/APPROPRIATIONS	**$ 300,749**	**$ 283,605**	**$ 394,000**	**$ 394,000**
NET COST	**$ (38,660)**	**$ 6,491**	**$ (95,962)**	**$ (95,962)**

State Controller Schedules
County Budget Act
January 2010

COUNTY OF KERN
Special Districts and Other Agencies
Financing Sources and Uses by Budget Unit by Object
Fiscal Year 2011-12

Schedule 15

COUNTY SERVICE AREA #71 ZONE 9
SPECIAL DISTRICT

Fund 40901
Budget Unit 9328

Detail by Revenue Category and Expenditure Object	Actual 2009-10	Actual 2010-11	CAO Recommended 2011-12	Adopted by the Board of Supervisors 2011-12
1	2	3	4	5
TAXES	$ 7,412	$ 4,705	$ 2,138	$ 2,138
FINES AND FORFEITURES	21	37	$	
USE OF MONEY/PROPERTY	1,195	726	$ 2,042	2,042
CHARGES FOR SERVICES	(14)	(15)	$	
TOTAL REVENUE	**$ 8,614**	**$ 5,453**	**$ 4,180**	**$ 4,180**
APPROPRIATION FR CONTINGENCIES	$	$	$ 1,200	$ 1,200
SERVICES & SUPPLIES	7,742	8,410	7,540	7,540
OTHER CHARGES	252	50	3,260	3,260
TOTAL EXPENDITURES/APPROPRIATIONS	**$ 7,994**	**$ 8,460**	**$ 12,000**	**$ 12,000**
NET COST	**$ 620**	**$ (3,007)**	**$ (7,820)**	**$ (7,820)**

State Controller Schedules
County Budget Act
January 2010

COUNTY OF KERN
Special Districts and Other Agencies
Financing Sources and Uses by Budget Unit by Object
Fiscal Year 2011-12

Schedule 15

COUNTY SERVICE AREA #81
SPECIAL DISTRICT

Fund 40904
Budget Unit 9331

Detail by Revenue Category and Expenditure Object	Actual 2009-10	Actual 2010-11	CAO Recommended 2011-12	Adopted by the Board of Supervisors 2011-12
1	2	3	4	5
TAXES	$ 3,007	$ 3,071	$	$
FINES AND FORFEITURES		22		
USE OF MONEY/PROPERTY	449	287	984	984
CHARGES FOR SERVICES	(13)	(15)		
OTHER FINANCING SOURCES	130	120	68	68
TOTAL REVENUE	**$ 3,573**	**$ 3,485**	**$ 1,052**	**$ 1,052**
APPROPRIATION FR CONTINGENCIES	$	$	$ 350	$ 350
SERVICES & SUPPLIES	2,349	2,216	2,003	2,003
OTHER CHARGES	59	11	1,047	1,047
TOTAL EXPENDITURES/APPROPRIATIONS	**$ 2,408**	**$ 2,227**	**$ 3,400**	**$ 3,400**
NET COST	**$ 1,165**	**$ 1,258**	**$ (2,348)**	**$ (2,348)**

State Controller Schedules
County Budget Act
January 2010

COUNTY OF KERN
Special Districts and Other Agencies
Financing Sources and Uses by Budget Unit by Object
Fiscal Year 2011-12

Schedule 15

COUNTY SERVICE AREA #85
SPECIAL DISTRICT

Fund 40906
Budget Unit 9333

Detail by Revenue Category and Expenditure Object	Actual 2009-10	Actual 2010-11	CAO Recommended 2011-12	Adopted by the Board of Supervisors 2011-12
1	2	3	4	5
TAXES	$ 25,368	$ 13,700	$	$
FINES AND FORFEITURES	176	295		
USE OF MONEY/PROPERTY	1,803	1,180	3,878	3,878
CHARGES FOR SERVICES	(115)	(127)		
TOTAL REVENUE	**$ 27,232**	**$ 15,048**	**$ 3,878**	**$ 3,878**
APPROPRIATION FR CONTINGENCIES	$	$	$ 2,750	$ 2,750
SERVICES & SUPPLIES	18,045	15,042	17,010	17,010
OTHER CHARGES	284	53	5,240	5,240
TOTAL EXPENDITURES/APPROPRIATIONS	**$ 18,329**	**$ 15,095**	**$ 25,000**	**$ 25,000**
NET COST	**$ 8,903**	**$ (47)**	**$ (21,122)**	**$ (21,122)**

State Controller Schedules
County Budget Act
January 2010

COUNTY OF KERN
Special Districts and Other Agencies
Financing Sources and Uses by Budget Unit by Object
Fiscal Year 2011-12

Schedule 15

Fund
Budget Unit

Detail by Revenue Category and Expenditure Object	Actual 2009-10	Actual 2010-11	CAO Recommended 2011-12	Adopted by the Board of Supervisors 2011-12
1	2	3	4	5
TAXES	$	$	$ 3,078	$ 3,078
TOTAL REVENUE	**$**	**$**	**$ 3,078**	**$ 3,078**
APPROPRIATION FR CONTINGENCIES	$	$	$ 240	$ 240
SERVICES & SUPPLIES			2,020	2,020
OTHER CHARGES			640	640
TOTAL EXPENDITURES/APPROPRIATIONS	**$**	**$**	**$ 2,900**	**$ 2,900**
NET COST	**$**	**$**	**$ 178**	**$ 178**

State Controller Schedules
County Budget Act
January 2010

COUNTY OF KERN
Special Districts and Other Agencies
Financing Sources and Uses by Budget Unit by Object
Fiscal Year 2011-12

Schedule 15

COUNTY SERVICE AREA #87
SPECIAL DISTRICT

Fund 40911
Budget Unit 9337

Detail by Revenue Category and Expenditure Object	Actual 2009-10	Actual 2010-11	CAO Recommended 2011-12	Adopted by the Board of Supervisors 2011-12
1	2	3	4	5
TAXES	$ 2,182	$ 1,976	$ 1,881	$ 1,881
FINES AND FORFEITURES	77			
USE OF MONEY/PROPERTY	332	188	356	356
CHARGES FOR SERVICES	(16)	(18)		
TOTAL REVENUE	**$ 2,575**	**$ 2,146**	**$ 2,237**	**$ 2,237**
APPROPRIATION FR CONTINGENCIES	$	$	$ 425	$ 425
SERVICES & SUPPLIES	97	12,840	2,650	2,650
OTHER CHARGES	73	17	1,125	1,125
TOTAL EXPENDITURES/APPROPRIATIONS	**$ 170**	**$ 12,857**	**$ 4,200**	**$ 4,200**
NET COST	**$ 2,405**	**$ (10,711)**	**$ (1,963)**	**$ (1,963)**

State Controller Schedules
County Budget Act
January 2010

COUNTY OF KERN
Special Districts and Other Agencies
Financing Sources and Uses by Budget Unit by Object
Fiscal Year 2011-12

Schedule 15

COUNTY SERVICE AREA #89
SPECIAL DISTRICT

Fund 40913
Budget Unit 9339

Detail by Revenue Category and Expenditure Object	Actual 2009-10	Actual 2010-11	CAO Recommended 2011-12	Adopted by the Board of Supervisors 2011-12
1	2	3	4	5
TAXES	$ 3,331	$ 3,331	$ 3,161	$ 3,161
USE OF MONEY/PROPERTY	158	118	219	219
CHARGES FOR SERVICES	(4)	(4)		
OTHER FINANCING SOURCES	44	43	28	28
TOTAL REVENUE	**$ 3,529**	**$ 3,488**	**$ 3,408**	**$ 3,408**
APPROPRIATION FR CONTINGENCIES	$	$	$ 475	$ 475
SERVICES & SUPPLIES	1,588	1,491	3,905	3,905
OTHER CHARGES	82	16	1,020	1,020
TOTAL EXPENDITURES/APPROPRIATIONS	**$ 1,670**	**$ 1,507**	**$ 5,400**	**$ 5,400**
NET COST	**$ 1,859**	**$ 1,981**	**$ (1,992)**	**$ (1,992)**

State Controller Schedules
County Budget Act
January 2010

COUNTY OF KERN
Special Districts and Other Agencies
Financing Sources and Uses by Budget Unit by Object
Fiscal Year 2011-12

Schedule 15

COUNTY SERVICE AREA #91
SPECIAL DISTRICT

Fund 40914
Budget Unit 9340

Detail by Revenue Category and Expenditure Object	Actual 2009-10	Actual 2010-11	CAO Recommended 2011-12	Adopted by the Board of Supervisors 2011-12
1	2	3	4	5
TAXES	$ 1,383	$ 443	$	$
FINES AND FORFEITURES	4	40		
USE OF MONEY/PROPERTY	170	110	381	381
CHARGES FOR SERVICES	(8)	(10)		
OTHER FINANCING SOURCES	46	28	25	25
TOTAL REVENUE	**$ 1,595**	**$ 611**	**$ 406**	**$ 406**
APPROPRIATION FR CONTINGENCIES	$	$	$ 137	$ 137
SERVICES & SUPPLIES	785	770	853	853
OTHER CHARGES	23	4	260	260
TOTAL EXPENDITURES/APPROPRIATIONS	**$ 808**	**$ 774**	**$ 1,250**	**$ 1,250**
NET COST	**$ 787**	**$ (163)**	**$ (844)**	**$ (844)**

State Controller Schedules
County Budget Act
January 2010

COUNTY OF KERN
Special Districts and Other Agencies
Financing Sources and Uses by Budget Unit by Object
Fiscal Year 2011-12

Schedule 15

COUNTY SERVICE AREA #92
SPECIAL DISTRICT

Fund 40915
Budget Unit 9341

Detail by Revenue Category and Expenditure Object	Actual 2009-10	Actual 2010-11	CAO Recommended 2011-12	Adopted by the Board of Supervisors 2011-12
1	2	3	4	5
TAXES	$ 2,680	$ 1,316	$ 2,583	$ 2,583
FINES AND FORFEITURES	27	30		
USE OF MONEY/PROPERTY	372	213	662	662
CHARGES FOR SERVICES	(7)	(8)		
MISCELLANEOUS	864	426		
OTHER FINANCING SOURCES	102	90	106	106
TOTAL REVENUE	**$ 4,038**	**$ 2,067**	**$ 3,351**	**$ 3,351**
APPROPRIATION FR CONTINGENCIES	$	$	$ 450	$ 450
SERVICES & SUPPLIES	6,166	4,928	3,006	3,006
OTHER CHARGES	50	11	1,844	1,844
TOTAL EXPENDITURES/APPROPRIATIONS	**$ 6,216**	**$ 4,939**	**$ 5,300**	**$ 5,300**
NET COST	**$ (2,178)**	**$ (2,872)**	**$ (1,949)**	**$ (1,949)**

State Controller Schedules
County Budget Act
January 2010

COUNTY OF KERN
Special Districts and Other Agencies
Financing Sources and Uses by Budget Unit by Object
Fiscal Year 2011-12

Schedule 15

COUNTY SERVICE AREA #92 ZONE 1
SPECIAL DISTRICT

Fund 40916
Budget Unit 9342

Detail by Revenue Category and Expenditure Object	Actual 2009-10	Actual 2010-11	CAO Recommended 2011-12	Adopted by the Board of Supervisors 2011-12
1	2	3	4	5
TAXES	$ 13,966	$ 12,913	$ 2,699	$ 2,699
FINES AND FORFEITURES	139	154		
USE OF MONEY/PROPERTY	502	401	1,277	1,277
CHARGES FOR SERVICES	(7)	(8)		
MISCELLANEOUS	4,515	4,515		
TOTAL REVENUE	**$ 19,115**	**$ 17,975**	**$ 3,976**	**$ 3,976**
APPROPRIATION FR CONTINGENCIES	$	$	$ 1,646	$ 1,646
SERVICES & SUPPLIES	12,134	12,373	11,014	11,014
OTHER CHARGES	169	32	3,340	3,340
TOTAL EXPENDITURES/APPROPRIATIONS	**$ 12,303**	**$ 12,405**	**$ 16,000**	**$ 16,000**
NET COST	**$ 6,812**	**$ 5,570**	**$ (12,024)**	**$ (12,024)**

State Controller Schedules
County Budget Act
January 2010

COUNTY OF KERN
Special Districts and Other Agencies
Financing Sources and Uses by Budget Unit by Object
Fiscal Year 2011-12

Schedule 15

COUNTY SERVICE AREA #92 ZONE 2
SPECIAL DISTRICT

Fund 40917
Budget Unit 9343

Detail by Revenue Category and Expenditure Object	Actual 2009-10	Actual 2010-11	CAO Recommended 2011-12	Adopted by the Board of Supervisors 2011-12
1	2	3	4	5
TAXES	$ 804	$ 743	$ 771	$ 771
FINES AND FORFEITURES	8	9		
USE OF MONEY/PROPERTY	107	78	199	199
CHARGES FOR SERVICES	(7)	(8)		
MISCELLANEOUS	258	258		
TOTAL REVENUE	**$ 1,170**	**$ 1,080**	**$ 970**	**$ 970**
APPROPRIATION FR CONTINGENCIES	$	$	$ 185	$ 185
SERVICES & SUPPLIES	14	5	2,300	2,300
OTHER CHARGES	18	3	715	715
TOTAL EXPENDITURES/APPROPRIATIONS	**$ 32**	**$ 8**	**$ 3,200**	**$ 3,200**
NET COST	**$ 1,138**	**$ 1,072**	**$ (2,230)**	**$ (2,230)**

State Controller Schedules
County Budget Act
January 2010

COUNTY OF KERN
Special Districts and Other Agencies
Financing Sources and Uses by Budget Unit by Object
Fiscal Year 2011-12

Schedule 15

COUNTY SERVICE AREA 71 ZONE 10
SPECIAL DISTRICT

Fund 40908
Budget Unit 9344

Detail by Revenue Category and Expenditure Object	Actual 2009-10	Actual 2010-11	CAO Recommended 2011-12	Adopted by the Board of Supervisors 2011-12
1	2	3	4	5
TAXES	$ 78,089	$ 83,873	$	$
FINES AND FORFEITURES	547	644		
USE OF MONEY/PROPERTY	4,991	3,572	14,098	14,098
CHARGES FOR SERVICES	(149)	(186)		
TOTAL REVENUE	**$ 83,478**	**$ 87,903**	**$ 14,098**	**$ 14,098**
APPROPRIATION FR CONTINGENCIES	$	$	$ 6,030	$ 6,030
SERVICES & SUPPLIES	30,928	45,092	47,870	47,870
OTHER CHARGES	586	133	18,600	18,600
TOTAL EXPENDITURES/APPROPRIATIONS	**$ 31,514**	**$ 45,225**	**$ 72,500**	**$ 72,500**
NET COST	**$ 51,964**	**$ 42,678**	**$ (58,402)**	**$ (58,402)**

State Controller Schedules
County Budget Act
January 2010

COUNTY OF KERN
Special Districts and Other Agencies
Financing Sources and Uses by Budget Unit by Object
Fiscal Year 2011-12

Schedule 15

COUNTY SERVICE AREA #95-CONSTR
SPECIAL DISTRICT

Fund 40918
Budget Unit 9345

Detail by Revenue Category and Expenditure Object	Actual 2009-10	Actual 2010-11	CAO Recommended 2011-12	Adopted by the Board of Supervisors 2011-12
1	2	3	4	5
TAXES	$ 1,571	$ 5,573	$ 2,198	$ 2,198
FINES AND FORFEITURES		2,278		
USE OF MONEY/PROPERTY	430	309	827	827
INTERGOVERNMENTAL		6,299	6,299	6,299
CHARGES FOR SERVICES	(2)	(2)		
TOTAL REVENUE	**$ 1,999**	**$ 14,457**	**$ 9,324**	**$ 9,324**
APPROPRIATION FR CONTINGENCIES	$	$	$ 1,450	$ 1,450
SERVICES & SUPPLIES	651	177	10,000	10,000
OTHER CHARGES	110	22	3,050	3,050
TOTAL EXPENDITURES/APPROPRIATIONS	**$ 761**	**$ 199**	**$ 14,500**	**$ 14,500**
NET COST	**$ 1,238**	**$ 14,258**	**$ (5,176)**	**$ (5,176)**

State Controller Schedules
County Budget Act
January 2010

COUNTY OF KERN
Special Districts and Other Agencies
Financing Sources and Uses by Budget Unit by Object
Fiscal Year 2011-12

Schedule 15

CSA #94
SPECIAL DISTRICT

Fund 40920
Budget Unit 9347

Detail by Revenue Category and Expenditure Object	Actual 2009-10	Actual 2010-11	CAO Recommended 2011-12	Adopted by the Board of Supervisors 2011-12
1	2	3	4	5
TAXES	$ 441	$ 434	$ 409	$ 409
FINES AND FORFEITURES	1			
USE OF MONEY/PROPERTY	20	17	65	65
CHARGES FOR SERVICES	(8)	(9)		
TOTAL REVENUE	**$ 454**	**$ 442**	**$ 474**	**$ 474**
APPROPRIATION FR CONTINGENCIES	$	$	$ 96	$ 96
SERVICES & SUPPLIES	6	1		
OTHER CHARGES	3	1	1,504	1,504
TOTAL EXPENDITURES/APPROPRIATIONS	**$ 9**	**$ 2**	**$ 1,600**	**$ 1,600**
NET COST	**$ 445**	**$ 440**	**$ (1,126)**	**$ (1,126)**

State Controller Schedules
County Budget Act
January 2010

COUNTY OF KERN
Special Districts and Other Agencies
Financing Sources and Uses by Budget Unit by Object
Fiscal Year 2011-12

Schedule 15

CSA #94 ZONE 1
SPECIAL DISTRICT

Fund 40921
Budget Unit 9348

Detail by Revenue Category and Expenditure Object	Actual 2009-10	Actual 2010-11	CAO Recommended 2011-12	Adopted by the Board of Supervisors 2011-12
1	2	3	4	5
TAXES	$ 33	$	$ 136	$ 136
FINES AND FORFEITURES	4			
USE OF MONEY/PROPERTY	161	98		
TOTAL REVENUE	**$ 198**	**$ 98**	**$ 136**	**$ 136**
APPROPRIATION FR CONTINGENCIES	$	$	$ 324	$ 324
SERVICES & SUPPLIES	132	9	2,200	2,200
OTHER CHARGES	37	7	676	676
TOTAL EXPENDITURES/APPROPRIATIONS	**$ 169**	**$ 16**	**$ 3,200**	**$ 3,200**
NET COST	**$ 29**	**$ 82**	**$ (3,064)**	**$ (3,064)**

State Controller Schedules
County Budget Act
January 2010

COUNTY OF KERN
Special Districts and Other Agencies
Financing Sources and Uses by Budget Unit by Object
Fiscal Year 2011-12

Schedule 15

COUNTY SERVICE AREA #97 ZONE 1
SPECIAL DISTRICT

Fund 40922
Budget Unit 9349

Detail by Revenue Category and Expenditure Object	Actual 2009-10	Actual 2010-11	CAO Recommended 2011-12	Adopted by the Board of Supervisors 2011-12
1	2	3	4	5
TAXES	$	$ 2,525	$ 2,394	$ 2,394
USE OF MONEY/PROPERTY		7	4	4
CHARGES FOR SERVICES		(6)		
OTHER FINANCING SOURCES		47	48	48
TOTAL REVENUE	**$**	**$ 2,573**	**$ 2,446**	**$ 2,446**
APPROPRIATION FR CONTINGENCIES	$	$	$ 210	$ 210
SERVICES & SUPPLIES		1	1,825	1,825
OTHER CHARGES		3	365	365
TOTAL EXPENDITURES/APPROPRIATIONS	**$**	**$ 4**	**$ 2,400**	**$ 2,400**
NET COST	**$**	**$ 2,569**	**$ 46**	**$ 46**

State Controller Schedules
County Budget Act
January 2010

COUNTY OF KERN
Special Districts and Other Agencies
Financing Sources and Uses by Budget Unit by Object
Fiscal Year 2011-12

Schedule 15

COUNTY SERVICE AREA #97 ZONE 2
SPECIAL DISTRICT

Fund 40923
Budget Unit 9350

Detail by Revenue Category and Expenditure Object	Actual 2009-10	Actual 2010-11	CAO Recommended 2011-12	Adopted by the Board of Supervisors 2011-12
1	2	3	4	5
TAXES	$ 5,293	$ 5,293	$ 5,024	$ 5,024
USE OF MONEY/PROPERTY	112	124	345	345
CHARGES FOR SERVICES	(5)	(6)		
TOTAL REVENUE	**$ 5,400**	**$ 5,411**	**$ 5,369**	**$ 5,369**
APPROPRIATION FR CONTINGENCIES	$	$	$ 700	$ 700
SERVICES & SUPPLIES	22	8	5,000	5,000
OTHER CHARGES	37	7	1,300	1,300
TOTAL EXPENDITURES/APPROPRIATIONS	**$ 59**	**$ 15**	**$ 7,000**	**$ 7,000**
NET COST	**$ 5,341**	**$ 5,396**	**$ (1,631)**	**$ (1,631)**

State Controller Schedules
County Budget Act
January 2010

COUNTY OF KERN
Special Districts and Other Agencies
Financing Sources and Uses by Budget Unit by Object
Fiscal Year 2011-12

Schedule 15

COUNTY SERVICE AREA #97
SPECIAL DISTRICT

Fund 40925
Budget Unit 9352

Detail by Revenue Category and Expenditure Object	Actual 2009-10	Actual 2010-11	CAO Recommended 2011-12	Adopted by the Board of Supervisors 2011-12
1	2	3	4	5
TAXES	$ 3,505	$ 3,505	$ 3,325	$ 3,325
USE OF MONEY/PROPERTY	78	84	322	322
CHARGES FOR SERVICES	(5)	(6)		
OTHER FINANCING SOURCES	51	50	50	50
TOTAL REVENUE	**$ 3,629**	**$ 3,633**	**$ 3,697**	**$ 3,697**
APPROPRIATION FR CONTINGENCIES	$	$	$ 450	$ 450
SERVICES & SUPPLIES	18	7	1,525	1,525
OTHER CHARGES	23	6	525	525
TOTAL EXPENDITURES/APPROPRIATIONS	**$ 41**	**$ 13**	**$ 2,500**	**$ 2,500**
NET COST	**$ 3,588**	**$ 3,620**	**$ 1,197**	**$ 1,197**

State Controller Schedules
County Budget Act
January 2010

COUNTY OF KERN
Special Districts and Other Agencies
Financing Sources and Uses by Budget Unit by Object
Fiscal Year 2011-12

Schedule 15

KERN SANITATION AUTHORITY
SPECIAL DISTRICT - ENTERPRISE

Fund 40332
Budget Unit 9144

Detail by Revenue Category and Expenditure Object	Actual 2009-10	Actual 2010-11	CAO Recommended 2011-12	Adopted by the Board of Supervisors 2011-12
1	2	3	4	5
TAXES	$ 2,409,205	$ 2,442,483	$ 2,418,466	$ 2,418,466
LICENSES AND PERMITS	3,932			
FINES AND FORFEITURES	44,078	47,682	53,964	53,964
USE OF MONEY/PROPERTY	148,845	124,522	134,000	134,000
CHARGES FOR SERVICES	833,531	798,192	809,340	809,340
MISCELLANEOUS	38,673	10,696		
NON-REVENUE RECEIPTS	377,807	312,482	380,000	380,000
TOTAL REVENUE	**$ 3,856,071**	**$ 3,736,057**	**$ 3,795,770**	**$ 3,795,770**
SALARIES & EMPLOYEE BENEFITS	$ 1,704,780	$ 1,673,111	$ 1,640,000	$ 1,640,000
SERVICES & SUPPLIES	938,210	1,095,144	1,788,436	1,788,436
OTHER CHARGES	445,954	360,371	427,180	427,180
CAPITAL ASSETS	802,344		123,300	123,300
TOTAL EXPENDITURES/APPROPRIATIONS	**$ 3,891,288**	**$ 3,128,626**	**$ 3,978,916**	**$ 3,978,916**
NET COST	**$ (35,217)**	**$ 607,431**	**$ (183,146)**	**$ (183,146)**

State Controller Schedules
County Budget Act
January 2010

COUNTY OF KERN
Special Districts and Other Agencies
Financing Sources and Uses by Budget Unit by Object
Fiscal Year 2011-12

Schedule 15

FORD CITY-TAFT HTS SANIT M&O
SPECIAL DISTRICT - ENTERPRISE

Fund 40313
Budget Unit 9146

Detail by Revenue Category and Expenditure Object	Actual 2009-10	Actual 2010-11	CAO Recommended 2011-12	Adopted by the Board of Supervisors 2011-12
1	2	3	4	5
TAXES	$ 413,112	$ 561,342	$ 559,330	$ 559,330
FINES AND FORFEITURES	10,163	12,381	14,100	14,100
USE OF MONEY/PROPERTY	19,300	7,967	15,330	15,330
CHARGES FOR SERVICES	12,311	20,166	20,400	20,400
MISCELLANEOUS	12,584	15,700	16,960	16,960
NON-REVENUE RECEIPTS	53,551	53,855	60,000	60,000
TOTAL REVENUE	**$ 521,021**	**$ 671,411**	**$ 686,120**	**$ 686,120**
SERVICES & SUPPLIES	$ 490,273	$ 498,902	$ 773,135	$ 773,135
OTHER CHARGES	80,194	55,961	69,340	69,340
TOTAL EXPENDITURES/APPROPRIATIONS	**$ 570,467**	**$ 554,863**	**$ 842,475**	**$ 842,475**
NET COST	**$ (49,446)**	**$ 116,548**	**$ (156,355)**	**$ (156,355)**

State Controller Schedules
County Budget Act
January 2010

COUNTY OF KERN
Special Districts and Other Agencies
Financing Sources and Uses by Budget Unit by Object
Fiscal Year 2011-12

Schedule 15

IHSS PUBLIC AUTHORITY
SPECIAL DISTRICT

Fund 40491
Budget Unit 9147

Detail by Revenue Category and Expenditure Object	Actual 2009-10	Actual 2010-11	CAO Recommended 2011-12	Adopted by the Board of Supervisors 2011-12
1	2	3	4	5
USE OF MONEY/PROPERTY	$ 20,521	$ 2,126	$ 8,000	$ 8,000
INTERGOVERNMENTAL	2,839,338	2,420,014	2,278,741	2,278,741
OTHER FINANCING SOURCES	6,155,646	6,094,888	8,085,771	8,085,771
TOTAL REVENUE	**$ 9,015,505**	**$ 8,517,028**	**$ 10,372,512**	**$ 10,372,512**
SERVICES & SUPPLIES	$ 350,185	$ 332,920	$ 42,715	$ 42,715
OTHER CHARGES	8,665,320	8,184,107	10,329,797	10,329,797
TOTAL EXPENDITURES/APPROPRIATIONS	**$ 9,015,505**	**$ 8,517,027**	**$ 10,372,512**	**$ 10,372,512**
NET COST	**$**	**$ 1**	**$**	