COUNTY OF KERN

FINAL BUDGET

2010-2011

Published by Order of
Board of Supervisors
County of Kern

Compiled by the Office of
Ann K. Barnett
Auditor-Controller-County Clerk

PREFACE

In accordance with the provisions of Sections 29000 to 29143, inclusive, of the Government Code, the Board of Supervisors herewith presents to the tax payers of Kern County the

COUNTY BUDGET

For the fiscal year beginning July 1, 2010 and ending June 30, 2011, adopted by a resolution of this Board on June 10, 2010.

This Budget is in accordance with statutory provisions and shows the amounts that have been approved for Salaries and Employee Benefits, Services and Supplies, and Fixed Assets for the various departments of the County Government; for the requirements of the Special Districts within the County whose affairs and funds are under the supervision and control of the County Board of Supervisors.

Also included are statements exhibiting estimates of the revenues other than taxes that are expected to accrue during the fiscal period and the source thereof, and other available funds that are to be applied in the financing of the Budget.

Published by Order of the
Board of Supervisors

John Nilon
County Administrative Officer

Compiled by
Ann K. Barnett
Auditor-Controller-County Clerk

Respectfully submitted,
BOARD OF SUPERVISORS OF KERN COUNTY

Jon McQuiston	Supervisor District 1
Don Maben	Supervisor District 2
Mike Maggard	Supervisor District 3
Raymond A. Watson	Supervisor District 4
Michael J. Rubio	Supervisor District 5

FINANCING SOURCES

Governmental Funds

2010-2011 FINAL BUDGET

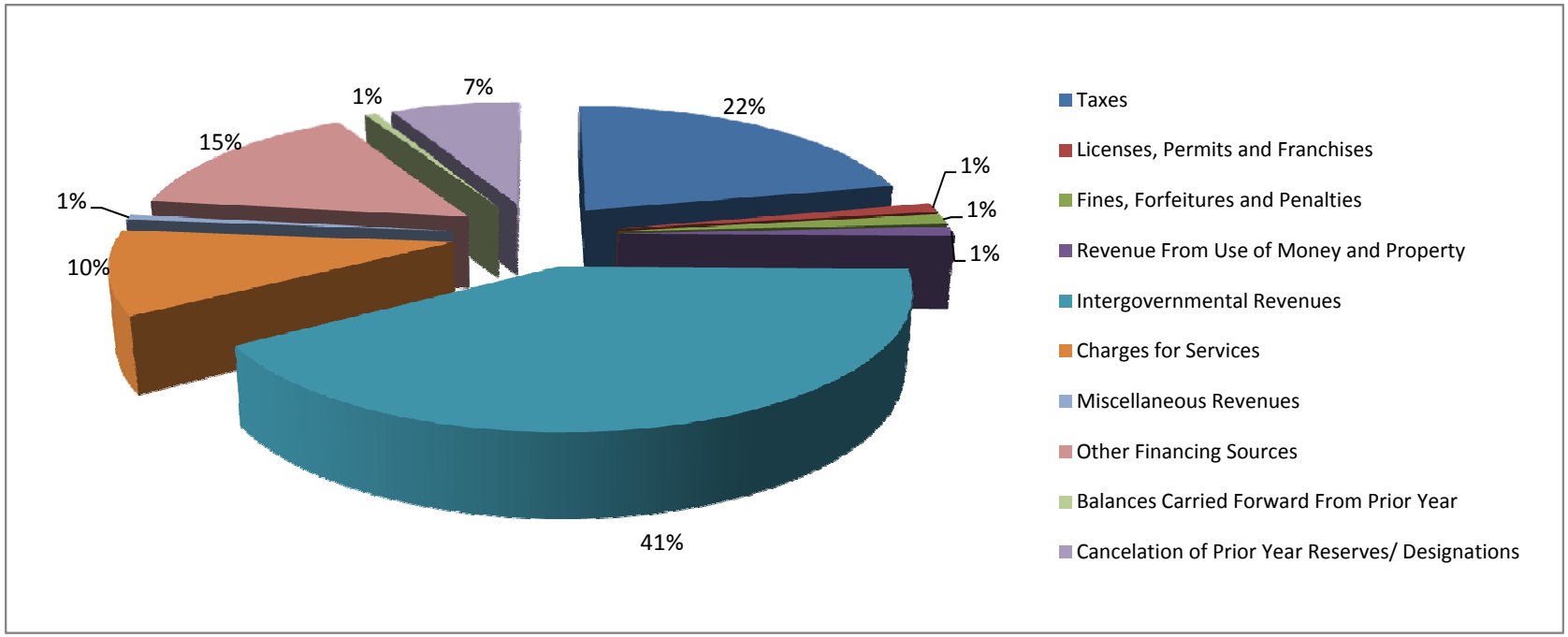

SUMMARIZATION BY SOURCE:		**Amount**	**Percent**
Taxes	$	353,500,880	21.62%
Licenses, Permits and Franchises		18,650,566	1.14%
Fines, Forfeitures and Penalties		21,563,314	1.32%
Revenue From Use of Money and Property		18,988,250	1.16%
Intergovernmental Revenues		670,449,053	41.00%
Charges for Services		166,954,283	10.21%
Miscellaneous Revenues		11,134,099	0.68%
Other Financing Sources		243,574,172	14.89%
Balances Carried Forward From Prior Year		9,480,770	0.58%
Cancelation of Prior Year Reserves/ Designations		121,090,371	7.40%
TOTAL FINANCING SOURCES:	$	1,635,385,758	100.00%

USE OF FUNDS

Governmental Funds

2010-2011 FINAL BUDGET

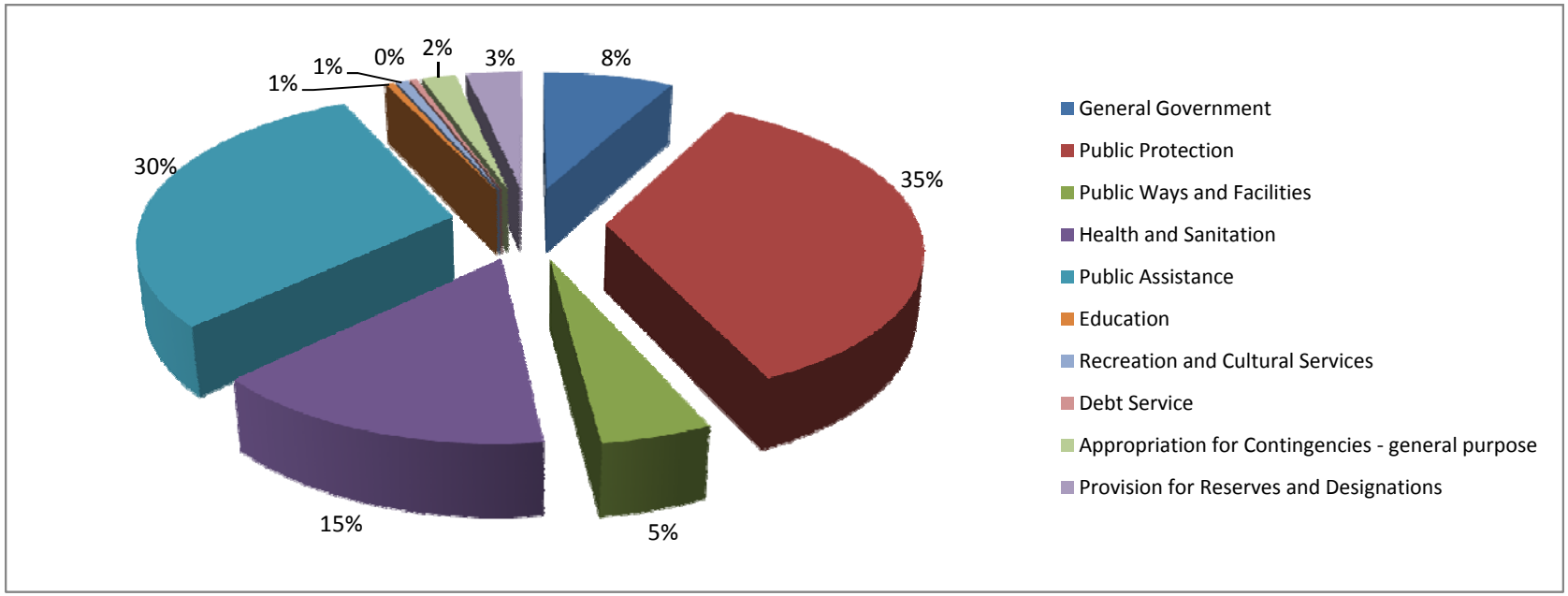

SUMMARIZATION BY FUNCTION:		**Amount**	**Percent**
General Government	$	129,377,748	7.91%
Public Protection		578,107,663	35.35%
Public Ways and Facilities		77,702,952	4.75%
Health and Sanitation		242,749,283	14.84%
Public Assistance		490,965,956	30.02%
Education		8,462,381	0.52%
Recreation and Cultural Services		12,079,282	0.74%
Debt Service		6,901,332	0.42%
Appropriation for Contingencies - general purpose		33,986,079	2.08%
Provision for Reserves and Designations		55,053,082	3.37%
TOTAL FINANCING REQUIREMENTS:	$	1,635,385,758	100.00%

FINANCING SOURCES

Internal Service Funds

2010-2011 FINAL BUDGET

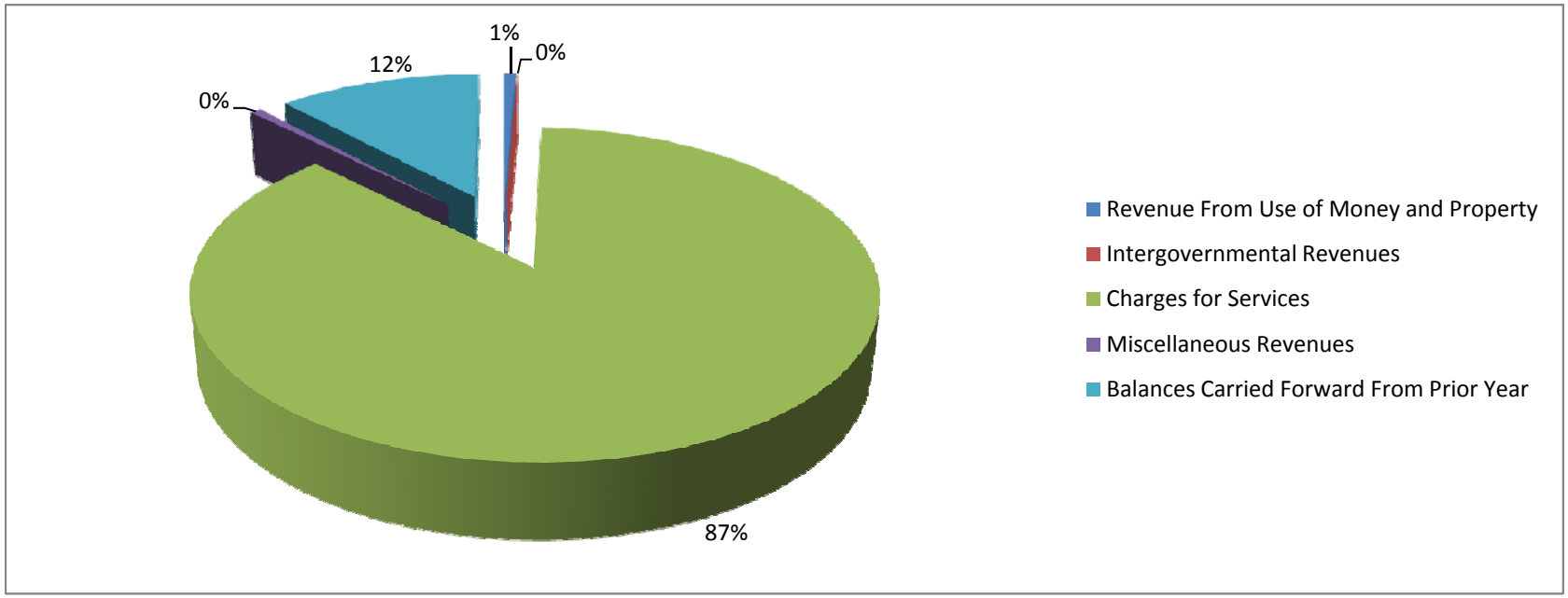

SUMMARIZATION BY SOURCE:		Amount	Percent
Revenue From Use of Money and Property	$	1,140,000	0.66%
Intergovernmental Revenues		3,000	0.00%
Charges for Services		149,913,771	86.92%
Miscellaneous Revenues		1,055,601	0.61%
Balances Carried Forward From Prior Year		20,362,381	11.81%
TOTAL FINANCING SOURCES:	$	172,474,753	100.00%

USE OF FUNDS

Internal Service Funds

2010-2011 FINAL BUDGET

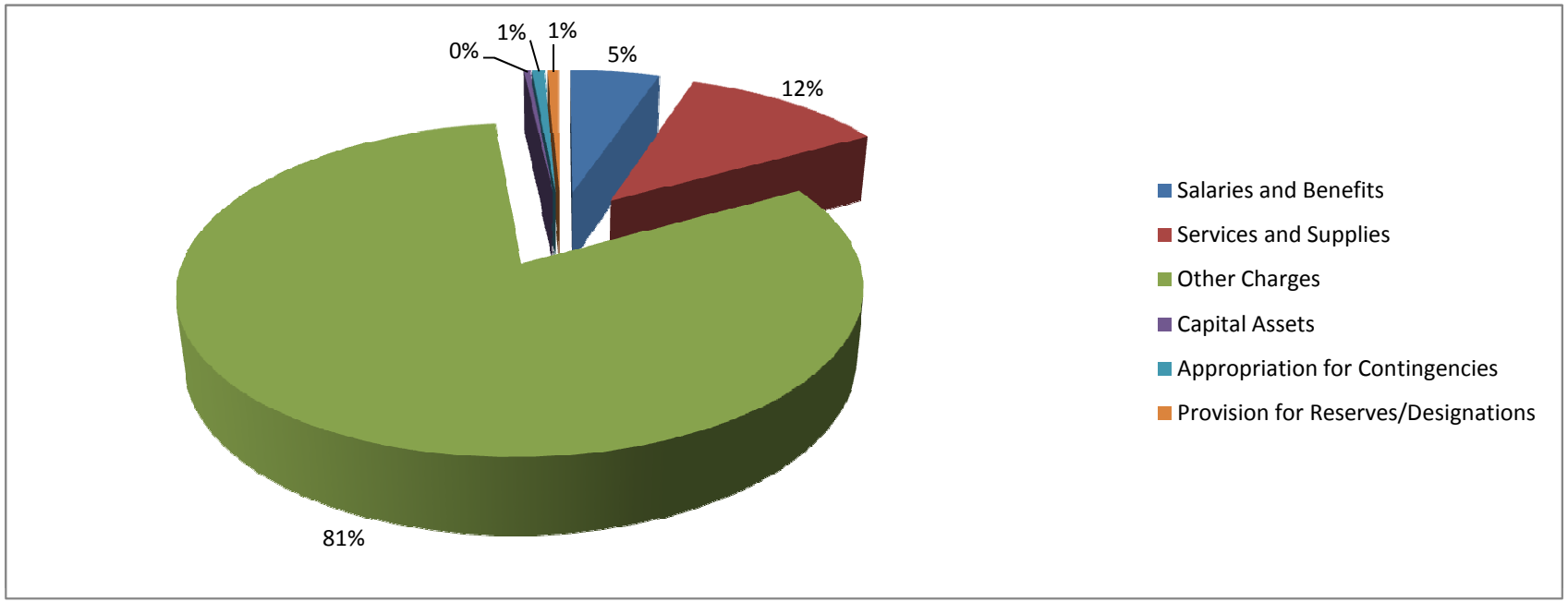

SUMMARIZATION BY OBJECT:		**Amount**	**Percent**
Salaries and Benefits	$	8,971,694	5.20%
Services and Supplies		20,273,776	11.75%
Other Charges		140,332,056	81.36%
Capital Assets		584,575	0.34%
Appropriation for Contingencies		1,230,000	0.71%
Provision for Reserves/Designations		1,082,652	0.63%
TOTAL FINANCING REQUIREMENTS:	$	172,474,753	100.00%

FINANCING SOURCES

Enterprise Funds

2010-2011 FINAL BUDGET

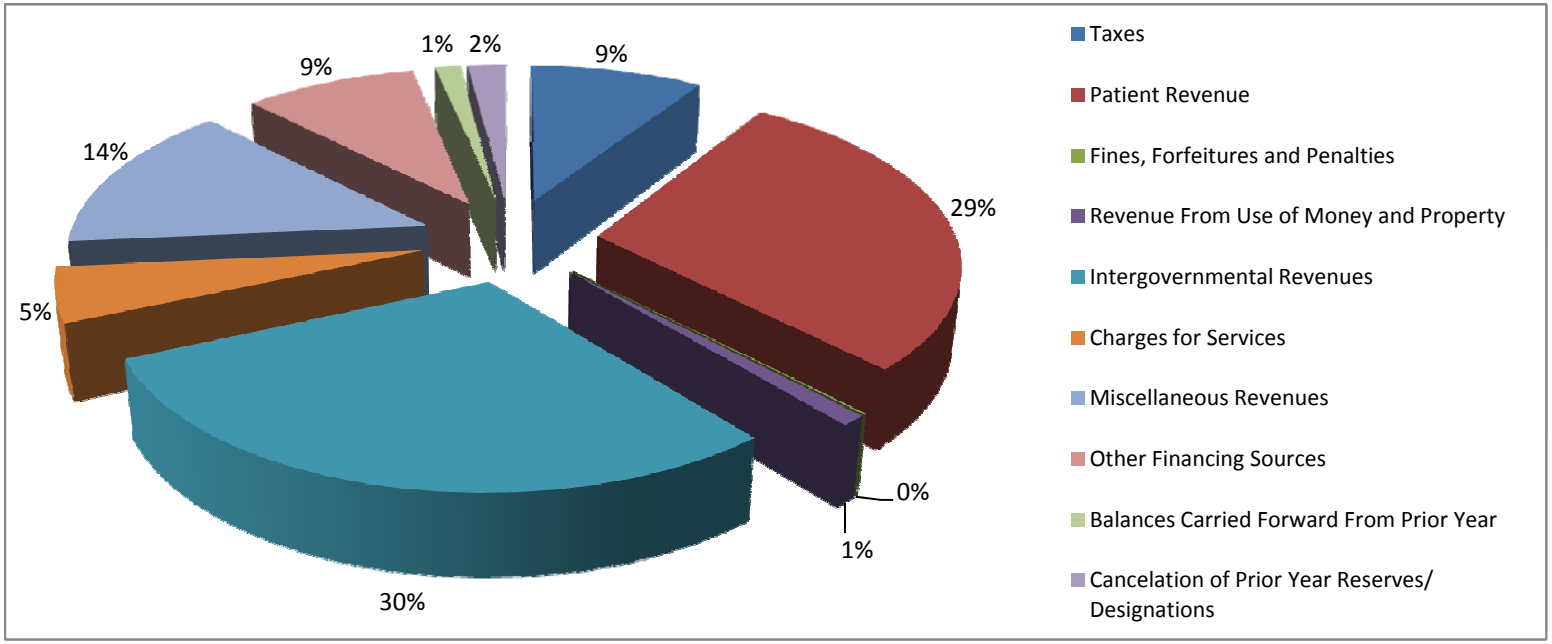

SUMMARIZATION BY SOURCE:		**Amount**	**Percent**
Taxes	$	34,913,999	9.11%
Patient Revenue		110,377,224	28.79%
Fines, Forfeitures and Penalties		385,007	0.10%
Revenue From Use of Money and Property		3,835,469	1.00%
Intergovernmental Revenues		112,478,049	29.34%
Charges for Services		19,837,215	5.17%
Miscellaneous Revenues		54,083,687	14.11%
Other Financing Sources		34,855,028	9.09%
Balances Carried Forward From Prior Year		4,999,410	1.30%
Cancelation of Prior Year Reserves/ Designations		7,586,918	1.98%
TOTAL FINANCING SOURCES:	$	383,352,006	100.00%

USE OF FUNDS

Enterprise Funds

2010-2011 FINAL BUDGET

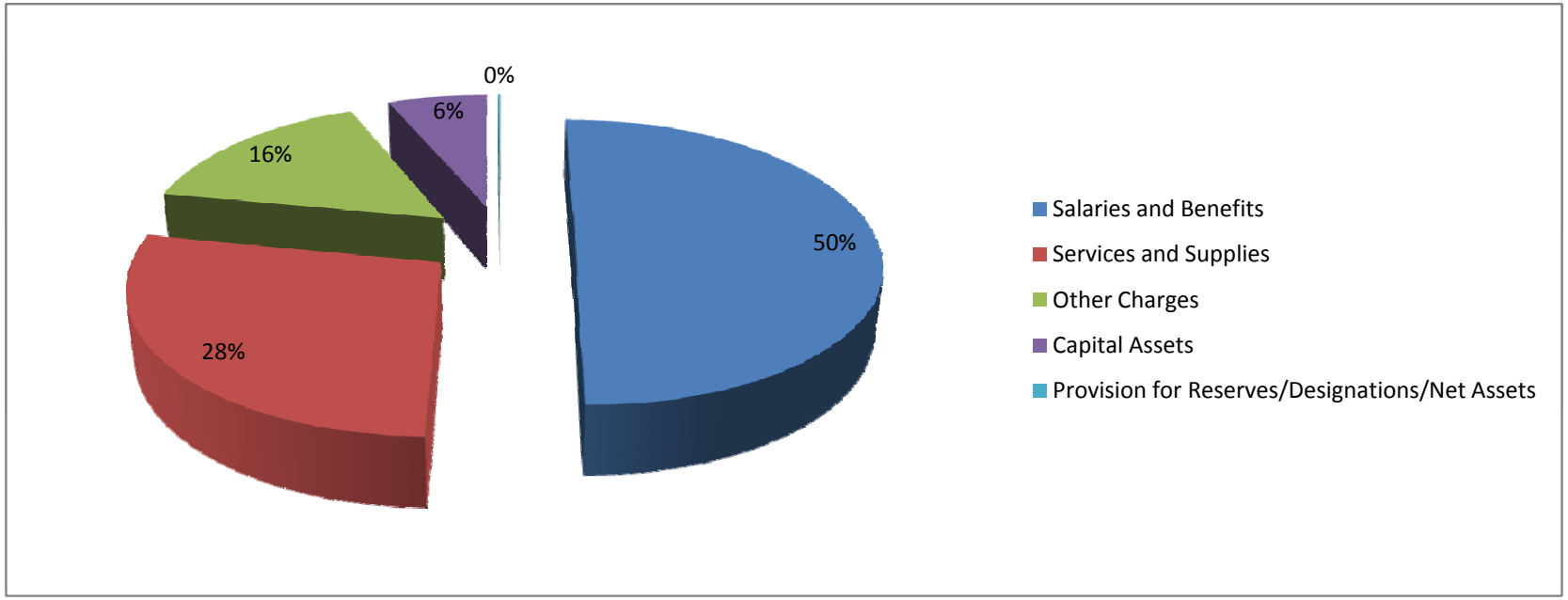

SUMMARY BY OBJECT:		**Amount**	**Percent**
Salaries and Benefits	$	192,399,980	50.19%
Services and Supplies		106,790,356	27.86%
Other Charges		59,859,894	15.61%
Capital Assets		23,862,342	6.22%
Provision for Reserves/Designations/Net Assets		439,434	0.11%
TOTAL FINANCING REQUIREMENTS:	$	383,352,006	100.00%

THIS PAGE INTENTIONALLY LEFT BLANK

TABLE OF CONTENTS

TABLE OF CONTENTS

Schedule 1 - All Funds Summary.....1
Schedule 2 - Governmental Funds Summary.....2
Schedule 3 - Fund Balance - Governmental Funds.....7
Schedule 4 - Reserves/Designations - By Governmental Funds.....13
Schedule 5 - Summary of Additional Financing Sources by Source and Fund - Governmental Funds.....25
Schedule 6 - Detail of Additional Financing Sources by Fund and Account - Governmental Funds.....31
Schedule 7 - Summary of Financing Uses by Function and Fund - Governmental Funds.....92
Schedule 8 - Detail of Financing Uses by Function, Activity and Budget Unit - Governmental Funds.....101
Schedule 9 - Budget Unit Financing Uses Detail.....110
Schedule 10 - Operation of Internal Service Funds.....336-342
Schedule 11 - Operation of Enterprise Funds.....343-352
Schedule 12 - Special Districts and Other Agencies Summary - Public Employment Grant Programs 321
Schedule 12 - Special Districts and Other Agencies Summary - Community Development Grant Programs 326
Schedule 12 - Special Districts and Other Agencies Summary - Governed by the Board of Supervisors.....353-357
Schedule 13 - Fund Balance - Special Districts and Other Agencies - Public Employment Grant Programs 322
Schedule 13 - Fund Balance - Special Districts and Other Agencies - Community Development Grant Programs 327
Schedule 13 - Fund Balance - Special Districts and Other Agencies - Governed by the Board of Supervisors.....358-363
Schedule 14 - Special Districts and Other Agencies - Reserves/Designations - Public Employment Grant Program.....323
Schedule 14 - Special Districts and Other Agencies - Reserves/Designations - Governed by the Board of Supervisors.....364-376
Schedule 15 - Special Districts and Other Agencies Financing Sources and Uses
by Budget Unit by Object - Public Employment Grant Programs.....324-325
Schedule 15 - Special Districts and Other Agencies Financing Sources and Uses
by Budget Unit by Object - Community Development Grant Programs.....328-335
Schedule 15 - Special Districts and Other Agencies Financing Sources and Uses
by Budget Unit by Object - Community Development Grant Programs.....377-501

TABLE OF CONTENTS
BUDGET UNIT ALPHABETICAL LISTING

Budget Unit Index	PAGE
Abatement Cost	227
A-C Farm Adv Agri Research	310
ACO - General	144
ACO - Structural Fire	145
Administrative Office	115
Aging and Adult Services	300
Aging and Adult Services-County Contribution	301
Agricultural & Measurement Standards	225
Airport Enterprise Fund	345
Alcohol Abuse Education/Prevention	272
Alcoholism Program	271
Ambulance Service Payments	289
Animal Care	241
Animal Care Donations	240
Animal Control	239
Appropriations for Contingencies	166
ARRA CD-HPRP	333
ARRA CDBG-R Grant	334
ARRA Energy Stimulus Grant	134
ARRA ETR	305
ARRA Justice Assistance	175
ARRA Probation EBM-JAG	213
ARRA Senior Nutrition Program	302
Assessor	126
Auditor-Controller-County Clerk	118
Automated Co Warrant System	170
Bakersfield Mitigation	251
Bakersfield Planned Sewer #1	146
Bakersfield Planned Sewer #2	147
Bakersfield Planned Sewer #3	148
Bakersfield Planned Sewer #4	149
Bakersfield Planned Sewer #5	150
Board of Supervisors - District #1	110
Board of Supervisors - District #2	111
Board of Supervisors - District #3	112
Board of Supervisors - District #4	113
Board of Supervisors - District #5	114
Board of Trade	138
Board of Trade-Advertising	140
Board of Trade-Informational Kiosks	139
Building Inspection	228
CAL-MMET-State Asset Forfeiture	205
California Children's Services	292
Child Restraint Loaner Program	281
Child Support Services	181
Clerk of the Board of Supervisors	116
Code Compliance	226
Communications	131
Community Development Department	306
Community Development - Economic Dev	329
Community Development - Emergency Shelter Grant	331
Community Development - Home Investment Trust	335
Community Development - Industrial Dev Authority Program	330

Budget Unit Index	PAGE
Community Development - NSP Grant	332
Community Development - Program	328
Contribution to Trial Court Funding	167
Contribution-Fiscal Stability	123
Core Area Metro Bakersfield Impact Fee	248
County Clerk	173
County Counsel	128
County Planned Sewer Area A	151
County Planned Sewer Area B	152
County Service Areas	377
County-Wide Crime Prevention P.C. 1202.5	174
Court Temp Construction	154
Criminal Justice Facility	163
CSA #71 Septic Abandonment	153
Debt Service-Belle Vista Est Redemption	318
Debt Service-General Fund	317
Debt Service-Rexland Acres Bond Redemption	320
Debt Service-SW Shafter W/Proj Bond Redemp	319
Discretionary Revenue	120
District Attorney -Criminal	178
District Attorney-Court Ordered Penalties	185
District Attorney-Criminalistics Laboratories	183
District Attorney-Equipment Automation	180
District Attorney Family-Excess Revenue	182
District Attorney -Federal Forfeiture	184
District Attorney -Forensic Science Division	187
District Attorney-Local Forfeiture	179
DIVCA Local Franchise Fee	133
DNA Identification Fund	168
Domestic Violence Fund	171
Drug Program	273
Elections	130
Emergency Medical Payments	287
Emergency Medical Services	286
Employers' Training Resource Admin & Services	304
Employers' Training Resource-JTPA	324
Employers' Training Resource-NON-JTPA	325
EMS Week-Donations	291
Engineering & Survey Services	141
Environmental Health	262
Facility Projects	161
Farm and Home Advisor	309
Fire Department	214
Fire-County Contribution	215
Fire-Discretionary Revenue	122
Fire-Donations	220
Fire-Fireworks Violations	219
Fire-Fixed Wing Aircraft	217
Fire-Hazard Reduction	222
Fire-Helicopter Operations	223
Fire-Mobile Fire Kitchen	224
Fire-State Fire	221
Fire-Truck 21 Replacement	216

TABLE OF CONTENTS
BUDGET UNIT ALPHABETICAL LISTING

Budget Unit Index	PAGE
Fire-Vehicle/Apparatus	218
Fiscal Stability	119
Ford City - Taft Heights Sanitation	500
Garage	336
General Liability Self-Insurance Program	340
General Plan Admin Surcharge	238
General Services	132
General Services - Capital Projects	155
General Services - Construction Services	136
General Services - Major Maintenance	137
General Services - Major Maintenance - Juvenile Fac Fund	162
Golf Course Enterprise Fund	343
Graffitti Abatement	244
Grand Jury	176
Group Health/Dental Self-Insurance Program	338
High Tech Equipment	206
Hospt Preparedness Program	290
Human Services-Administration	293
Human Services-County Contribution	294
Human Services-Direct Financial Aid	298
IHSS County Contribution	303
IHSS Public Authority	501
Indigent Defense Services	177
Information Technology Services	127
Kern Medical Center Enterprise Fund	347
Kern Medical Center-County Contribution	288
KCIRT	276
Kern County Childrens Fund	296
Kern Sanitation Authority	499
Library Book Fund	308
Library	307
Litter Clean Up	313
Local Public Safety	169
Mental Health Services Act	277
Mental Health	269
Mental Health-County Contribution	274
Mental Health-MHSA Prudent Reserve	278
Mental Health-Proposition 36	275
Mental Health-Substance Abuse	270
Metro Bakersfield Transport Impact Fee	249
Micrographics/Recorder	232
Off Highway MV License	314
Parcel Map In-Lieu Fees	316
Parks - Derby Acres	315
Parks and Recreation	311
Parks-Tehachapi Mountain Forest	312
Personnel	129
Planned Local Drainage-Breckenridge	159
Planned Local Drainage-Brundage	158
Planned Local Drainage-Oildale	160
Planned Local Drainage-Orangewood	156
Planned Local Drainage-Shalimar	157
Planning Department	237

Budget Unit Index	PAGE
Probation	208
Probation-Asset Forfeiture	211
Probation-DJJ Realignment	210
Probation-Juvenile Inmate Welfare	212
Probation-Training	209
Public Defender	186
Public Health Services	259
Public Health-Bio Terrorism Grant	283
Public Health-Fax Death Certificates	261
Public Health-H1N1 Pub Hlth Emerg Response	279
Public Health-Local Option	263
Public Health-MAA/TCM	280
Public Health-Miscellaneous	260
Public Health-NNFP	282
Public Health-State L.U.S.T. Program	264
Public Transportation Enterprise Fund	349
Range Improvement (Section 15)	242
Range Improvement (Section 3)	243
Real Estate Fraud	172
Recorder	230
Recorder's Fee	231
Recorder's Modernization	233
Recorder's SSN Truncation	234
Redemption Systems	125
Resource Management Agency	235
Retiree Group Health	339
Rexland Acres Sewer AD 2006-1	164
Risk Management	142
RMA-Hazardous Waste Settlements	265
Roads	246
Roads-Contribution	247
Roads-Hageman Road SOG	258
Roads-Local Transportation	256
Roads-7th Standard Widening	255
Roads-7th Standard Wide-Op Trans Out	257
Roads-Seventh Standard Road Project	245
Roads - Wheeler Ridge Overpass	254
Rosamond Transport Impact Fee	250
Shelter Care	297
Sheriff	188
Sheriff-Automated Fingerprint	190
Sheriff-Cal-ID	191
Sheriff-CAL-MMET	203
Sheriff-Civil Automated	197
Sheriff-Civil Subpoenas	192
Sheriff-Communication Resources	200
Sheriff-Controlled Substance	202
Sheriff-Drug Abuse Gang Diversion	193
Sheriff-Facility Training	189
Sheriff-Firearms	198
Sheriff-HIDTA-State Asset Forfeiture	204
Sheriff-Inmate Welfare	207
Sheriff-Judgement Debtors Fee	199

TABLE OF CONTENTS
BUDGET UNIT ALPHABETICAL LISTING

Budget Unit Index	PAGE
Sheriff-State Forfeiture	196
Sheriff-Training	194
Sheriff-Volunteer Services	201
Sheriff-Work Release	195
Solid Waste Enforcement	266
Solid Waste Enterprise Fund	351
Special Services	117
Strong Mot Instrumentation	229
Tax Loss Reserve	121
Tehachapi Transport Impact Fee Core	252
Tehachapi Transport Impact Fee Non-Core	253
Tobacco Education Control	284
Tobacco Endowment Interest	143

Budget Unit Index	PAGE
Tobacco Securitization Proceeds	165
Treasurer-Tax Collector	124
Unemployment Compensation Insurance Program	341
Universal Collection Enterprise Fund	344
Utility Payments	135
Veterans' Service	299
Vital & Health Stat-County Clerk	267
Vital & Health Stat-Health	285
Vital & Health Stat-Recorder	268
Wildlife Resources	236
Workers' Compensation Self-Insurance Program	342
Wraparound Savings	295

THIS PAGE INTENTIONALLY LEFT BLANK

TABLE OF CONTENTS
SPECIAL DISTRICTS GOVERNED BY THE BOARD OF SUPERVISORS

BUDGET UNIT DETAIL		Page
CSA 3	Edmondson Acres	377
CSA 4	Northwest Ranchos	378
CSA 5	Casa Loma Acres	379
CSA 6	Highland Knolls	380
CSA 7	Standard l4-C, Taft	381
CSA 8	La Cresta	382
CSA 9	Hillcrest	383
CSA 10	Sabaloni	384
CSA 10.6	Sabaloni	466
CSA 11	Lakeview	385
CSA 11 ZN 4	Rexland	391
CSA 11 ZN 5	Lakeview	392
CSA 12.1 ZN 1	Alta Vista Fire Hydrants	390
CSA 12.2	South Kern Unified	386
CSA 12.6	Taft City School District	387
CSA 12.9	Mojave Unified School District	388
CSA 12.13	Tehachapi School District	389
CSA 13	Bodfish	393
CSA 14	Wofford Heights	394
CSA 15	Oakhaven	395
CSA 15.4	Oakhaven	404
CSA 15.5	Oakhaven	406
CSA 16	Mojave	396
CSA 17	Orangewood Park	397
CSA 17.1	Orangewood Park	399
CSA 17.2	Orangewood Park	405
CSA 17.3	Orangewood Park	408
CSA 18	Virginia Colony	398
CSA 18.5	Virginia Colony	437
CSA 18.6	Virginia Colony	439
CSA 18.7	Virginia Colony	440
CSA 20	College Avenue	400
CSA 21	Kern Citrus	401
CSA 22	La Loma	402
CSA 23	Mexican Colony	403

BUDGET UNIT DETAIL		Page
CSA 23.1	Mexican Colony	407
CSA 24	Fairfax	409
CSA 25	Ashe Tract	410
CSA 26	Ford City	411
CSA 27	Greenfield	412
CSA 27.2	Greenfield	413
CSA 29	West Hi Ranchos	414
CSA 30	Greenacres	415
CSA 30.2	Greenacres	443
CSA 30.6	Greenacres	469
CSA 31	Amador	416
CSA 32	Harris School	417
CSA 34	Descanso Park	418
CSA 36	Pioneer Drive	419
CSA 37	Bel Aire Estates	420
CSA 38	Country Side	421
CSA 38.2	Country Side	433
CSA 39	Kern Valley	422
CSA 39.1	Kern Valley	463
CSA 39.2	Kern Valley	431
CSA 39.4	Kern Valley	473
CSA 39.5	Kern Valley	474
CSA 39.8	Kern Valley	432
CSA 40	Pine Mountain Club	423
CSA 40.1	Pine Mountain Club	424
CSA 42	Alpine Forest Park	425
CSA 43	Loch Lomond	426
CSA 44	Keith Addition	427
CSA 45	Panama Mobile	428
CSA 47	Highland Terrace	429
CSA 51	O'Neil Canyon	430
CSA 52	Cedarcrest	434
CSA 53	Southgate	435
CSA 53.1	Southgate	438
CSA 54	O'Grady	436

TABLE OF CONTENTS
SPECIAL DISTRICTS GOVERNED BY THE BOARD OF SUPERVISORS

	BUDGET UNIT DETAIL	Page
CSA 55	Harvest Moon Ranch	441
CSA 56	Mustang Ranch	442
CSA 58	Stockdale Ranchos	456
CSA 60	Oildale	445
CSA 60.1	Oildale	446
CSA 60.2	North Meadows	444
CSA 61.1	West County (Taft Heights)	447
CSA 61.2	West County (McKittrick)	448
CSA 61.3	West County (Buttonwillow)	449
CSA 61.4	West County (Fellows)	450
CSA 62	Randsburg-Johannesburg	451
CSA 63	Rosamond	452
CSA 63.1	Rosamond	457
CSA 63.2	Rosamond	458
CSA 63.3	Rosamond	459
CSA 63.4	Rosamond	460
CSA 63.5	Rosamond	461
CSA 63.6	Rosamond	462
CSA 65	South Taft	453
CSA 65.1	South Taft	464
CSA 66	Lazy Acres	454
CSA 66.2	Lazy Acres	465
CSA 66.3	Lazy Acres	467
CSA 66.4	Lazy Acres	468
CSA 67	Pumpkin Center	455
CSA 67.1	Pumpkin Center	470

	BUDGET UNIT DETAIL	Page
CSA 69	San Joaquin	471
CSA 71	West Bakersfield	472
CSA 71.1	West Bakersfield (Lewis)	475
CSA 71.2	West Bakersfield Laborde	476
CSA 71.3	West Bakersfield	478
CSA 71.5	West Bakersfield	479
CSA 71.6	West Bakersfield	480
CSA 71.7	West Bakersfield	481
CSA 71.8	West Bakersfield	482
CSA 71.9	West Bakersfield	483
CSA 71.10	West Bakersfield	492
CSA 72	Rancho Algadon	477
CSA 81	Knudson Drive	484
CSA 85	Oswell Street	485
CSA 87	Habecker	486
CSA 89	Coremark Court	487
CSA 91	Lost Hills	488
CSA 92	South Union	489
CSA 92.1	Soutn Union	490
CSA 92.2	Soutn Union	491
CSA 95	Lebec Landfill Road Construction	493
CSA 94	Buena Vista	494
CSA 94.1	Buena Vista	495
CSA 97.1	Erro Ranch	496
CSA 97.2	Erro Ranch	497
CSA 97	Erro Ranch	498

THIS PAGE INTENTIONALLY LEFT BLANK

REVENUE & EXPENDITURES SUMMARY

State Controller Schedules
County Budget Act
January 2010

COUNTY OF KERN
All Funds Summary
Fiscal Year 2010-11

Schedule 1

Fund Name	Total Financing Sources				Total Financing Uses		
	Fund Balance Unreserved/ Undesignated June 30, 2010	Decreases to Reserves/ Designations/ Net Assets	Additional Financing Sources	Total Financing Sources	Financing Uses	Increases to Reserves/ Designations/ Net Assets	Total Financing Uses
1	2	3	4	5	6	7	8
GOVERNMENTAL FUNDS							
General Funds	$ 45,561,282	$ 1,146,896	$ 675,562,234	$ 722,270,412	$ 700,115,151	$ 22,155,261	$ 722,270,412
Special Revenue Funds	75,500,661	8,333,136	824,886,278	908,720,075	878,786,025	29,934,050	908,720,075
Capital Projects Funds	19,467		4,194,111	4,213,578	1,250,000	2,963,578	4,213,578
Debt Service Funds	8,961	738	171,994	181,693	181,500	193	181,693
TOTAL GOVERNMENTAL FUNDS	**$ 121,090,371**	**$ 9,480,770**	**$ 1,504,814,617**	**$ 1,635,385,758**	**$ 1,580,332,676**	**$ 55,053,082**	**$ 1,635,385,758**
OTHER FUNDS							
Internal Service Funds	$	$ 20,362,380	$ 152,112,373	$ 172,474,753	$ 171,392,100	$ 1,082,653	$ 172,474,753
Enterprise Funds		12,586,328	370,765,678	383,352,006	383,060,662	291,344	383,352,006
Special Districts and Other Agencies	3,482,497	508,543	75,443,210	79,434,250	77,443,705	1,990,545	79,434,250
TOTAL OTHER FUNDS	**$ 3,482,497**	**$ 33,457,251**	**$ 598,321,261**	**$ 635,261,009**	**$ 631,896,467**	**$ 3,364,542**	**$ 635,261,009**
TOTAL ALL FUNDS	**$ 124,572,868**	**$ 42,938,021**	**$ 2,103,135,878**	**$ 2,270,646,767**	**$ 2,212,229,143**	**$ 58,417,624**	**$ 2,270,646,767**

Arithmetic Results				COL 2&3&4			COL 6&7
Governmental Fund Totals Transferred From	SCH 2, COL 2	SCH 2, COL 3	SCH 2, COL 4	COL 5=COL 8	SCH 2, COL 6	SCH 2, COL 7	COL 5=COL 8
Internal Service Fund From			SCH 10, COL 5		SCH 10, COL 5	SCH 10, COL 5	
Enterprise Fund From		SCH 11, COL 5	SCH 11, COL 5		SCH 11, COL 5		
Special Districts From Arithmetic Results	SCH 12, COL 2	SCH 12, COL 3	SCH 12, COL 4	SCH 12, COL 5 COL 5=COL 8	SCH 12, COL 6	SCH 12, COL 7	SCH 12, COL 5 COL 5=COL 8

State Controller Schedules
County Budget Act
January 2010

COUNTY OF KERN
Governmental Funds Summary
Fiscal Year 2010-11

Schedule 2

Fund Name	Total Financing Sources				Total Financing Uses		
	Fund Balance Unreserved/ Undesignated June 30, 2010	Decreases to Reserves/ Designations	Additional Financing Sources	Total Financing Sources	Financing Uses	Increases to Reserves/ Designations	Total Financing Uses
1	2	3	4	5	6	7	8
GENERAL FUNDS							
00001 GENERAL	$ 45,482,210	$ 570,707	$ 651,062,234	$ 697,115,151	$ 697,115,151	$	$ 697,115,151
00003 FISCAL STABILITY FUND			18,000,000	18,000,000		18,000,000	18,000,000
00264 TAX LOSS RESERVE	79,072	576,189	6,500,000	7,155,261	3,000,000	4,155,261	7,155,261
TOTAL GENERAL FUNDS	**$ 45,561,282**	**$ 1,146,896**	**$ 675,562,234**	**$ 722,270,412**	**$ 700,115,151**	**$ 22,155,261**	**$ 722,270,412**
SPECIAL REVENUE FUNDS							
00007 ROAD	$ 24,195,705	$	$ 56,009,970	$ 80,205,675	$ 70,705,675	$ 9,500,000	$ 80,205,675
00011 STRUCTURAL FIRE	1,915,483		116,236,779	118,152,262	118,152,262		118,152,262
00120 BUILDING INSPECTION	852,100	2,155,335	2,656,681	5,664,116	5,664,116		5,664,116
00130 DEPT OF HUMAN SERVICES-ADMIN.	11,113,287		173,751,206	184,864,493	184,864,493		184,864,493
00140 HUMAN SERVICES-DIRECT FIN AID	2,663,059		226,019,987	228,683,046	228,683,046		228,683,046
00141 MENTAL HEALTH FUND	12,631,011		106,793,850	119,424,861	119,424,861		119,424,861
00145 AGING AND ADULT SERVICES	1,073,373		12,128,166	13,201,539	13,201,539		13,201,539
00160 WILDLIFE RESOURCES	587	10,628	5,500	16,715	15,000	1,715	16,715
00161 TEHACHAPI MT FOREST PARK FUND	(1,883)	7,383	2,500	8,000	8,000		8,000
00162 GRAFFITI ABATEMENT	1,554			1,554		1,554	1,554
00163 PROBATION DJJ REALIGNMENT FUND	(87,737)	87,737	3,154,491	3,154,491	3,154,491		3,154,491
00164 REAL ESTATE FRAUD	92,558		180,000	272,558	100,000	172,558	272,558
00165 LITTER CLEAN UP	692		5,000	5,692	5,000	692	5,692
00170 OFF HWY MV LIC	(18,646)	142,446	150,000	273,800	150,000	123,800	273,800
00171 PL LOC DRN-SHAL	4,778	988	234	6,000	6,000		6,000
00172 PL LOC DRN-BRUND	97,366		1,167	98,533	60,000	38,533	98,533
00173 PL LOC DRN-ORNGW	582,910	23,089	9,001	615,000	615,000		615,000
00174 PL LOC DRN-BRECK	29,280	507	213	30,000	30,000		30,000
00175 RANGE IMP SEC 15	48,173	238	13,400	61,811	61,811		61,811
00176 PL LOC DRN-OILDL	72,978	5,884	1,138	80,000	80,000		80,000
00177 RANGE IMP SEC 3	33,425		6,200	39,625	38,417	1,208	39,625
00178 INFORMATIONAL KIOSK FUND	(15,884)	15,884	20,000	20,000	20,000		20,000
00179 PROBATION TRN FD	(64,827)	64,827	218,000	218,000	218,000		218,000
00180 DNA IDENTIFICATION	107,501		588,000	695,501	461,120	234,381	695,501
00181 LOCAL PUBLIC SAFETY			53,483,602	53,483,602	53,483,602		53,483,602
00182 SHER FAC TRNG FD	(46,695)	46,695	215,000	215,000	215,000		215,000
00183 KERN CO DEPT OF CHILD SUPPORT	228,477		22,439,235	22,667,712	22,439,235	228,477	22,667,712

State Controller Schedules
County Budget Act
January 2010

COUNTY OF KERN
Governmental Funds Summary
Fiscal Year 2010-11

Schedule 2

Fund Name	Total Financing Sources				Total Financing Uses		
	Fund Balance Unreserved/ Undesignated June 30, 2010	Decreases to Reserves/ Designations	Additional Financing Sources	Total Financing Sources	Financing Uses	Increases to Reserves/ Designations	Total Financing Uses
1	2	3	4	5	6	7	8
00184 AUTOMATED FINGERPRINT FUND	68,634	396,500	359,000	824,134	726,000	98,134	824,134
00186 JUV JUST FAC TEMP CONST	612			612		612	612
00187 EMERGENCY MEDICAL SERVICES FND	433,503		1,551,000	1,984,503	1,551,000	433,503	1,984,503
00188 AUTOMATED CO WARRANT SYSTEM	11,788		80,000	91,788	67,000	24,788	91,788
00190 DOMESTIC VIOL PG	66,588	18,412	115,000	200,000	200,000		200,000
00191 CRIMINAL JUS FACILITIES CONST	491,149	549,677	2,259,174	3,300,000	3,300,000		3,300,000
00193 COURTHOUSE CONSTRUCTION FUND	59,083			59,083		59,083	59,083
00194 RECORDER`S SSN TRUNCATION	3,998		177,504	181,502	135,625	45,877	181,502
00195 ALCOHOLISM PROG	11,834		195,800	207,634	191,800	15,834	207,634
00196 ALCOHOL ABUSE EDUCATION/PREV	(8,618)	8,618	78,000	78,000	78,000		78,000
00197 DRUG PROGRAM FUND	28,518		27,000	55,518	22,000	33,518	55,518
00198 RECORDERS MODERNIZATION FUND	877,736	148,365	612,457	1,638,558	1,638,558		1,638,558
00199 MICROGRAPHIC-RCD	14,040		177,504	191,544	179,389	12,155	191,544
00266 REDEMPTION SYSTEMS	551,337		210,000	761,337	610,446	150,891	761,337
00270 ABATEMENT COST	67,687	132,313		200,000	200,000		200,000
22020 A-C FARM ADV AGRI RESEARCH	2,084	10,650	200	12,934	12,934		12,934
22021 ANIMAL CARE DONATIONS	9,934		10,400	20,334		20,334	20,334
22023 ANIMAL CARE	1,050		1,000	2,050		2,050	2,050
22036 BOARD OF TRADE-ADVERTISING	2,153		40,000	42,153	40,000	2,153	42,153
22042 GENERAL PLAN ADMIN SURCHARGE	164,082	660,379	450,000	1,274,461	1,274,461		1,274,461
22045 CO-WIDE CRIME PREV. P.C.1202.5	598			598		598	598
22064 D.A.-LOCAL FORFEITURE TRUST	349,689	373,835	100,000	823,524	823,524		823,524
22067 HEALTH-LOCAL OPTION	(3,912)	3,412	20,500	20,000	20,000		20,000
22068 HLTH-STATE L.U.S.T. PROG	40,171		200,000	240,171	200,000	40,171	240,171
22069 PUBLIC HEALTH MISCELLANEOUS			100,022	100,022	100,022		100,022
22072 HEALTH-FAX DEATH CERTIFICATES			2,000	2,000	2,000		2,000
22073 HEALTH-MAA/TCM			100,000	100,000	100,000		100,000
22074 H1N1 PUB HLTH EMERG RESP FUNDS			133,000	133,000	133,000		133,000
22076 CHILD RESTRAINT LOANER PRG	(77,579)	77,579	36,783	36,783	36,783		36,783
22079 D. A. EQUIPMENT/AUTOMATION	499,836		7,500	507,336		507,336	507,336
22081 MH-PROP 36 SUB A & CRIME PREV	(741,683)	741,683					
22082 KCIRT	53	3,096		3,149	3,149		3,149
22085 MENTAL HEALTH SERVICES ACT	2,896,553		24,439,984	27,336,537	24,319,984	3,016,553	27,336,537
22086 MHSA PRUDENT RESERVE	7,865,710			7,865,710		7,865,710	7,865,710

State Controller Schedules
County Budget Act
January 2010

COUNTY OF KERN
Governmental Funds Summary
Fiscal Year 2010-11

Schedule 2

Fund Name	Total Financing Sources				Total Financing Uses		
	Fund Balance Unreserved/ Undesignated June 30, 2010	Decreases to Reserves/ Designations	Additional Financing Sources	Total Financing Sources	Financing Uses	Increases to Reserves/ Designations	Total Financing Uses
1	2	3	4	5	6	7	8
22087 CRIMINALISTICS LABORATORIES	70,702		130,000	200,702	130,000	70,702	200,702
22098 PROBATION ASSET FORFEITURE	2,258		1,000	3,258	2,000	1,258	3,258
22116 HEALTH-NNFP			106,898	106,898	106,898		106,898
22121 TRUCK 21 REPLACEMENT	58,629		14,000	72,629		72,629	72,629
22122 FIXED WING AIRCRAFT	111,140	43,578	24,443	179,161	179,161		179,161
22123 VEHICLE/APPARATUS	(9,029)		11,305	2,276		2,276	2,276
22125 HAZARDOUS WASTE SETTLEMNTS	170,663		150,000	320,663	231,000	89,663	320,663
22127 SHERIFF`S CAL-ID	958,748		740,000	1,698,748	585,000	1,113,748	1,698,748
22128 SHERIFF`S CIVIL SUBPOENAS	(65,105)	62,105	3,000				
22129 KNET-SPC ASSET FORFEITURE REV	78,787			78,787		78,787	78,787
22131 SHERIFF`S DRUG ABUSE GANG DIVR	62,677		35,000	97,677		97,677	97,677
22132 SHERIFF`S TRAINING	22,281		169,500	191,781	190,000	1,781	191,781
22133 SHERIFF-WORK RELEASE	164,591		430,500	595,091	400,000	195,091	595,091
22137 SHERIFF-STATE FORFEITURE	42,320		90,000	132,320	30,000	102,320	132,320
22138 SHERIFF`S CIVIL AUTOMATED	53,328		118,000	171,328	115,750	55,578	171,328
22140 SHERIFFS FIREARMS	16,067		20,800	36,867		36,867	36,867
22141 SHERIFF-JUDGEMENT DEBTORS FEE	126,950		160,000	286,950	100,000	186,950	286,950
22142 SHERIFF`S COMM RESOURCES	26,809		1,400	28,209		28,209	28,209
22143 SHERIFF`S VOLUNTEER SERV GRP	12,986	62,014	5,000	80,000	80,000		80,000
22144 SHER-CONTROLLED SUBTANCE	1,011,683		3,900	1,015,583		1,015,583	1,015,583
22153 BKFD PLANNED SEWER #1	348,148	22,052	30,000	400,200	400,200		400,200
22156 DIVCA LOCAL FRANCHISE FEE	35,942		228,005	263,947	200,000	63,947	263,947
22158 BKFD PLANNED SEWER #2	141,754	52,129	6,117	200,000	200,000		200,000
22160 SHERIFF`S CAL-MMET	219		400	619		619	619
22161 HIDTA-STATE ASSET FORFEIT	3,345		15,900	19,245		19,245	19,245
22162 CAL-MMET-STATE ASSET FORFEIT	(68,004)	32,004	36,000				
22163 HIGH TECH EQUIPMENT	67		75	142		142	142
22164 BKFD PLANNED SEWER #3	2,457		60	2,517	2,500	17	2,517
22166 BKFD PLANNED SEWER #4	59,072		1,309	60,381	60,000	381	60,381
22167 BKFD PLANNED SEWER #5	58,006	2,500	14,494	75,000	75,000		75,000
22173 CO PLANNED SEWER AREA A	14,435		1,627	16,062	16,000	62	16,062
22176 HEALTH-BIO TERRORISM GRANT	(60,138)	3,330	1,135,808	1,079,000	1,079,000		1,079,000
22177 CO PLANNED SEWER AREA B	1,180		29	1,209	1,200	9	1,209
22184 CSA #71 SEPTIC ABANDONMENT	544,669	78,660	26,721	650,050	650,050		650,050

State Controller Schedules
County Budget Act
January 2010

COUNTY OF KERN
Governmental Funds Summary
Fiscal Year 2010-11

Schedule 2

Fund Name	Total Financing Sources				Total Financing Uses		
	Fund Balance Unreserved/ Undesignated June 30, 2010	Decreases to Reserves/ Designations	Additional Financing Sources	Total Financing Sources	Financing Uses	Increases to Reserves/ Designations	Total Financing Uses
1	2	3	4	5	6	7	8
22185 WRAPAROUND SAVINGS	(546,198)	546,198	2,000,000	2,000,000	2,000,000		2,000,000
22187 RECORDERS ELECTRONIC RECORDING	73,066		177,504	250,570	126,500	124,070	250,570
22188 FIREWORKS VIOLATIONS	25,604		697	26,301	25,359	942	26,301
24024 DA FAMILY - EXCESS REVENUE	185,289		6,380	191,669		191,669	191,669
24028 D.A.-FEDERAL FORFEITURE	21,352		1,500	22,852		22,852	22,852
24038 DA-COURT ORDERED PENALTIES	22,135		63,881	86,016		86,016	86,016
24039 HOPST PREPAREDNESS PRGM GRANT	15,212		63,648	78,860	63,498	15,362	78,860
24041 EMS WEEK - DONATIONS	(278)		910	632	500	132	632
24042 FIRE DEPT DONATIONS	3,674		1,472	5,146	5,000	146	5,146
24043 STATE FIRE	140,792		46,500	187,292		187,292	187,292
24044 FIRE-HAZARD REDUCTION	410,381		2,120	412,501		412,501	412,501
24047 FIRE-HELICOPTER OPERATIONS	280,777	440,613	23,610	745,000	745,000		745,000
24050 MOBILE FIRE KITCHEN	107		57	164		164	164
24057 INMATE WELF-SHER CORRECTION FC	823,793	626,507	1,980,000	3,430,300	3,430,300		3,430,300
24060 JUVENILE INMATE WELFARE	(11,697)	32,497	29,200	50,000	50,000		50,000
24066 KERN CO CHILDREN`S	164,306	300,998	274,270	739,574	633,951	105,623	739,574
24067 KERN CO LIBRARY TRUST FUND	292,465		96,000	388,465		388,465	388,465
24088 CORE AREA METRO BFLD IMP FEE	462,965		165,324	628,289	500,000	128,289	628,289
24089 METRO BFLD TRANSPORT IMP FEE	(583,844)		2,168,513	1,584,669		1,584,669	1,584,669
24091 ROSAMOND TRANSPORT IMP FEE	68,962	19,340	361,698	450,000	450,000		450,000
24094 SOLID WASTE ENFORCEMENT	230,106		200,000	430,106	200,000	230,106	430,106
24095 BAKERSFIELD MITIGATION	2,967		164,011	166,978		166,978	166,978
24096 TEH TRANSP IMPACT FEE CORE	(14,043)	13,655	388				
24097 TEH TRANSP IMPACT FEE NON-CORE	(236,407)	103,781	210,626	78,000	78,000		78,000
24105 JAMISON CENTER	89,133	101,640	20,000	210,773	100,000	110,773	210,773
24125 STRONG MOT INSTRUMENTATION	70,425		26,361	96,786	65,000	31,786	96,786
24126 TOBACCO EDUCATION CONTROL PROG			303,500	303,500	300,001	3,499	303,500
24137 VITAL & HEALTH STAT-HEALTH DPT	(249)	249	59,500	59,500	59,500		59,500
24138 VITAL & HEALTH STAT-RECORDER	(6,812)	56,587	98,900	148,675	148,675		148,675
24139 VITAL & HEALTH STAT-CO. CLERK	216		1,083	1,299	1,200	99	1,299
25120 PARCEL MAP IN-LIEU FEES	(3,589)	46,539	37,050	80,000	80,000		80,000
26001 ARRA JUSTICE ASSISTANCE	276,858			276,858		276,858	276,858
26004 KC ARRA ETR			2,254,710	2,254,710	2,254,710		2,254,710
26006 ARRA ENERGY STIMULUS GRANT	50,303		3,952,300	4,002,603	4,002,603		4,002,603

State Controller Schedules
County Budget Act
January 2010

COUNTY OF KERN
Governmental Funds Summary
Fiscal Year 2010-11

Schedule 2

Fund Name	Total Financing Sources				Total Financing Uses		
	Fund Balance Unreserved/ Undesignated June 30, 2010	Decreases to Reserves/ Designations	Additional Financing Sources	Total Financing Sources	Financing Uses	Increases to Reserves/ Designations	Total Financing Uses
1	2	3	4	5	6	7	8
26007 ARRA PROBATION ASSISTANCE			810,126	810,126	810,126		810,126
TOTAL SPECIAL REVENUE FUNDS	**$ 75,500,661**	**$ 8,333,136**	**$ 824,886,278**	**$ 908,720,075**	**$ 878,786,025**	**$ 29,934,050**	**$ 908,720,075**
CAPITAL PROJECT FUNDS							
00004 ACO-GENERAL	$ 13,348	$	$ 238,716	$ 252,064	$	$ 252,064	$ 252,064
00012 ACO-STRUCTURAL FIRE	(3,403)		4,600	1,197		1,197	1,197
00155 SEVENTH STANDARD ROAD PROJ			1,154,950	1,154,950		1,154,950	1,154,950
00156 WHEELER RIDGE OVERPASS			61,395	61,395		61,395	61,395
00220 7TH STANDARD WIDENING PROJECT			37,845	37,845		37,845	37,845
00221 2009 COP CAPITAL PROJECTS			32,328	32,328		32,328	32,328
00222 HAGEMAN ROAD SOG FUND	9,522			9,522		9,522	9,522
00235 TOBACCO SECUR PROCEEDS-CP FUND			2,560,221	2,560,221	1,250,000	1,310,221	2,560,221
40390 REXLAND ACRES SEWER IMPRVMNT			104,056	104,056		104,056	104,056
TOTAL CAPITAL PROJECT FUNDS	**$ 19,467**	**$**	**$ 4,194,111**	**$ 4,213,578**	**$ 1,250,000**	**$ 2,963,578**	**$ 4,213,578**
DEBT SERVICE FUNDS							
40372 BELLE VISTA EST BOND REDEMPTN	$ 88	$	$ 90	$ 178	$	$ 178	$ 178
40381 SW SHAFTER WATER PROJECT	1,295		10,220	11,515	11,500	15	11,515
40391 REXLAND ACRES SEWER	7,578	738	161,684	170,000	170,000		170,000
TOTAL DEBT SERVICE FUNDS	**$ 8,961**	**$ 738**	**$ 171,994**	**$ 181,693**	**$ 181,500**	**$ 193**	**$ 181,693**
TOTAL GOVERNMENTAL FUNDS	**$ 121,090,371**	**$ 9,480,770**	**$ 1,504,814,617**	**$ 1,635,385,758**	**$ 1,580,332,676**	**$ 55,053,082**	**$ 1,635,385,758**

Appropriations Limit	**$ 822,667,676**
Appropriations Subject to Limit	**$ 348,889,108**

Arithmetic Results				COL 2+3+4 COL 5 = COL 8			COL 6+7 COL 5 = COL 8
Total Transferred From	SCH 3, COL 6	SCH 4, COL 4	SCH 5, COL 5		SCH 7, COL 5	SCH 4, COL 6	SCH 7, COL 5
Total Transferred to	SCH 1, COL 2	SCH 1, COL 3	SCH 1, COL 4	SCH 1, COL 5	SCH 1, COL 6	SCH 1, COL 7	SCH 1, COL 8

State Controller Schedules | **COUNTY OF KERN** | **Schedule 3**
County Budget Act | **Fund Balance - Governmental Funds**
January 2010 | **Fiscal Year 2010-11**

Fund Name	Total Fund Balance June 30, 2010 Actual	Less: Fund Balance-Reserved/Designated			Fund Balance Unreserved/ Undesignated June 30, 2010 Actual
		Encumbrances	General & Other Reserves	Designations	
1	2	3	4	5	6
GENERAL FUNDS					
00001 GENERAL	$ 66,670,866	$ 16,350,307	$ 2,079,614	$ 2,758,735	$ 45,482,210
00003 FISCAL STABILITY FUND	24,670,895			24,670,895	
00264 TAX LOSS RESERVE	43,748,976		7,686,694	35,983,210	79,072
TOTAL GENERAL FUNDS	**$ 135,090,737**	**$ 16,350,307**	**$ 9,766,308**	**$ 63,412,840**	**$ 45,561,282**
SPECIAL REVENUE FUNDS					
00007 ROAD	$ 35,607,388	$ 11,411,683	$	$	$ 24,195,705
00011 STRUCTURAL FIRE	3,785,171	1,037,842	831,846		1,915,483
00120 BUILDING INSPECTION	4,908,946	68,865	1,436,779	2,551,202	852,100
00130 DEPT OF HUMAN SERVICES-ADMIN.	11,930,362	817,075			11,113,287
00140 HUMAN SERVICES-DIRECT FIN AID	2,965,628	302,569			2,663,059
00141 MENTAL HEALTH FUND	30,668,098	18,037,087			12,631,011
00145 AGING AND ADULT SERVICES	1,073,373				1,073,373
00160 WILDLIFE RESOURCES	12,233	725		10,921	587
00161 TEHACHAPI MT FOREST PARK FUND	5,341			7,224	(1,883)
00162 GRAFFITI ABATEMENT	1,904			350	1,554
00163 PROBATION DJJ REALIGNMENT FUND	1,314,543			1,402,280	(87,737)
00164 REAL ESTATE FRAUD	339,346			246,788	92,558
00165 LITTER CLEAN UP	2,277			1,585	692
00170 OFF HWY MV LIC	123,799			142,445	(18,646)
00171 PL LOC DRN-SHAL	10,637			5,859	4,778
00172 PL LOC DRN-BRUND	126,545			29,179	97,366
00173 PL LOC DRN-ORNGW	807,929		56,319	168,700	582,910
00174 PL LOC DRN-BRECK	34,594		5,314		29,280
00175 RANGE IMP SEC 15	51,587			3,414	48,173
00176 PL LOC DRN-OILDL	101,434		2,331	26,125	72,978
00177 RANGE IMP SEC 3	34,558			1,133	33,425

State Controller Schedules | **COUNTY OF KERN** | **Schedule 3**
County Budget Act | **Fund Balance - Governmental Funds**
January 2010 | **Fiscal Year 2010-11**

Fund Name	Total Fund Balance June 30, 2010 Actual	Less: Fund Balance-Reserved/Designated			Fund Balance Unreserved/ Undesignated June 30, 2010 Actual
		Encumbrances	General & Other Reserves	Designations	
1	2	3	4	5	6
00178 INFORMATIONAL KIOSK FUND	4,570			20,454	(15,884)
00179 PROBATION TRN FD	8,668			73,495	(64,827)
00180 DNA IDENTIFICATION	301,427			193,926	107,501
00182 SHER FAC TRNG FD	64,641			111,336	(46,695)
00183 KERN CO DEPT OF CHILD SUPPORT	455,442			226,965	228,477
00184 AUTOMATED FINGERPRINT FUND	1,677,074			1,608,440	68,634
00186 JUV JUST FAC TEMP CONST	7,537			6,925	612
00187 EMERGENCY MEDICAL SERVICES FND	534,557			101,054	433,503
00188 AUTOMATED CO WARRANT SYSTEM	44,646			32,858	11,788
00190 DOMESTIC VIOL PG	151,192			84,604	66,588
00191 CRIMINAL JUS FACILITIES CONST	1,040,826			549,677	491,149
00193 COURTHOUSE CONSTRUCTION FUND	398,711			339,628	59,083
00194 RECORDER`S SSN TRUNCATION	86,013			82,015	3,998
00195 ALCOHOLISM PROG	221,565			209,731	11,834
00196 ALCOHOL ABUSE EDUCATION/PREV	41,661			50,279	(8,618)
00197 DRUG PROGRAM FUND	322,572			294,054	28,518
00198 RECORDERS MODERNIZATION FUND	2,791,866			1,914,130	877,736
00199 MICROGRAPHIC-RCD	15,925			1,885	14,040
00266 REDEMPTION SYSTEMS	2,941,339			2,390,002	551,337
00270 ABATEMENT COST	263,193		176,081	19,425	67,687
22020 A-C FARM ADV AGRI RESEARCH	13,453			11,369	2,084
22021 ANIMAL CARE DONATIONS	29,165			19,231	9,934
22023 ANIMAL CARE	60,839			59,789	1,050
22024 ANIMAL CNTRL-FELINE CARCASSES	35,028			35,028	
22036 BOARD OF TRADE-ADVERTISING	40,724			38,571	2,153
22042 GENERAL PLAN ADMIN SURCHARGE	824,461			660,379	164,082
22045 CO-WIDE CRIME PREV. P.C.1202.5	6,107			5,509	598
22064 D.A.-LOCAL FORFEITURE TRUST	723,524			373,835	349,689
22067 HEALTH-LOCAL OPTION	30,250			34,162	(3,912)

State Controller Schedules | **COUNTY OF KERN** | **Schedule 3**
County Budget Act | **Fund Balance - Governmental Funds**
January 2010 | **Fiscal Year 2010-11**

Fund Name	Total Fund Balance June 30, 2010 Actual	Less: Fund Balance-Reserved/Designated			Fund Balance Unreserved/ Undesignated June 30, 2010 Actual
		Encumbrances	General & Other Reserves	Designations	
1	2	3	4	5	6
22068 HLTH-STATE L.U.S.T. PROG	108,113			67,942	40,171
22076 CHILD RESTRAINT LOANER PRG				77,579	(77,579)
22079 D. A. EQUIPMENT/AUTOMATION	634,385			134,549	499,836
22081 MH-PROP 36 SUB A & CRIME PREV				741,683	(741,683)
22082 KCIRT	3,149			3,096	53
22085 MENTAL HEALTH SERVICES ACT	9,964,367			7,067,814	2,896,553
22086 MHSA PRUDENT RESERVE	9,100,588			1,234,878	7,865,710
22087 CRIMINALISTICS LABORATORIES	70,702				70,702
22098 PROBATION ASSET FORFEITURE	48,498			46,240	2,258
22121 TRUCK 21 REPLACEMENT	848,677			790,048	58,629
22122 FIXED WING AIRCRAFT	158,858			47,718	111,140
22123 VEHICLE/APPARATUS	564,321			573,350	(9,029)
22125 HAZARDOUS WASTE SETTLEMNTS	853,226			682,563	170,663
22126 SHERIFF`S-RURAL CRIME	20			20	
22127 SHERIFF`S CAL-ID	2,155,364			1,196,616	958,748
22128 SHERIFF`S CIVIL SUBPOENAS	9,885			74,990	(65,105)
22129 KNET-SPC ASSET FORFEITURE REV	78,787				78,787
22131 SHERIFF`S DRUG ABUSE GANG DIVR	281,374			218,697	62,677
22132 SHERIFF`S TRAINING	22,458			177	22,281
22133 SHERIFF-WORK RELEASE	275,974			111,383	164,591
22137 SHERIFF-STATE FORFEITURE	309,887			267,567	42,320
22138 SHERIFF`S CIVIL AUTOMATED	617,371			564,043	53,328
22140 SHERIFFS FIREARMS	29,799			13,732	16,067
22141 SHERIFF-JUDGEMENT DEBTORS FEE	869,382			742,432	126,950
22142 SHERIFF`S COMM RESOURCES	103,213			76,404	26,809
22143 SHERIFF`S VOLUNTEER SERV GRP	90,466			77,480	12,986
22144 SHER-CONTROLLED SUBTANCE	1,088,617			76,934	1,011,683
22153 BKFD PLANNED SEWER #1	1,845,371			1,497,223	348,148
22156 DIVCA LOCAL FRANCHISE FEE	35,942				35,942

State Controller Schedules | **COUNTY OF KERN** | **Schedule 3**
County Budget Act | **Fund Balance - Governmental Funds**
January 2010 | **Fiscal Year 2010-11**

Fund Name	Total Fund Balance June 30, 2010 Actual	Less: Fund Balance-Reserved/Designated			Fund Balance Unreserved/ Undesignated June 30, 2010 Actual
		Encumbrances	General & Other Reserves	Designations	
1	2	3	4	5	6
22158 BKFD PLANNED SEWER #2	290,627			148,873	141,754
22160 SHERIFF`S CAL-MMET	12,695			12,476	219
22161 HIDTA-STATE ASSET FORFEIT	147,466			144,121	3,345
22162 CAL-MMET-STATE ASSET FORFEIT	792,645			860,649	(68,004)
22163 HIGH TECH EQUIPMENT	3,846			3,779	67
22164 BKFD PLANNED SEWER #3	2,874			417	2,457
22166 BKFD PLANNED SEWER #4	62,695			3,623	59,072
22167 BKFD PLANNED SEWER #5	67,594			9,588	58,006
22173 CO PLANNED SEWER AREA A	29,214			14,779	14,435
22176 HEALTH-BIO TERRORISM GRANT	(56,808)			3,330	(60,138)
22177 CO PLANNED SEWER AREA B	1,382			202	1,180
22184 CSA #71 SEPTIC ABANDONMENT	861,535			316,866	544,669
22185 WRAPAROUND SAVINGS	483,041			1,029,239	(546,198)
22187 RECORDERS ELECTRONIC RECORDING	255,817			182,751	73,066
22188 FIREWORKS VIOLATIONS	25,604				25,604
24024 DA FAMILY - EXCESS REVENUE	375,101			189,812	185,289
24028 D.A.-FEDERAL FORFEITURE	66,616			45,264	21,352
24038 DA-COURT ORDERED PENALTIES	1,431,404			1,409,269	22,135
24039 HOPST PREPAREDNESS PRGM GRANT	15,212				15,212
24041 EMS WEEK - DONATIONS	23,909			24,187	(278)
24042 FIRE DEPT DONATIONS	71,836			68,162	3,674
24043 STATE FIRE	3,085,541			2,944,749	140,792
24044 FIRE-HAZARD REDUCTION	520,704			110,323	410,381
24047 FIRE-HELICOPTER OPERATIONS	1,173,393			892,616	280,777
24050 MOBILE FIRE KITCHEN	2,864			2,757	107
24057 INMATE WELF-SHER CORRECTION FC	6,220,351			5,396,558	823,793
24060 JUVENILE INMATE WELFARE	194,273			205,970	(11,697)
24066 KERN CO CHILDREN`S	465,304			300,998	164,306
24067 KERN CO LIBRARY TRUST FUND	598,235			305,770	292,465

State Controller Schedules | **COUNTY OF KERN** | **Schedule 3**
County Budget Act | **Fund Balance - Governmental Funds**
January 2010 | **Fiscal Year 2010-11**

Fund Name	Total Fund Balance June 30, 2010 Actual	Less: Fund Balance-Reserved/Designated			Fund Balance Unreserved/ Undesignated June 30, 2010 Actual
		Encumbrances	General & Other Reserves	Designations	
1	2	3	4	5	6
24088 CORE AREA METRO BFLD IMP FEE	2,677,579			2,214,614	462,965
24089 METRO BFLD TRANSPORT IMP FEE	8,807,726			9,391,570	(583,844)
24091 ROSAMOND TRANSPORT IMP FEE	681,329			612,367	68,962
24094 SOLID WASTE ENFORCEMENT	349,747			119,641	230,106
24095 BAKERSFIELD MITIGATION	917,443			914,476	2,967
24096 TEH TRANSP IMPACT FEE CORE	11,921			25,964	(14,043)
24097 TEH TRANSP IMPACT FEE NON-CORE	1,117,259			1,353,666	(236,407)
24105 JAMISON CENTER	185,289			96,156	89,133
24125 STRONG MOT INSTRUMENTATION	85,819			15,394	70,425
24137 VITAL & HEALTH STAT-HEALTH DPT	520			769	(249)
24138 VITAL & HEALTH STAT-RECORDER	375,423			382,235	(6,812)
24139 VITAL & HEALTH STAT-CO. CLERK	333			117	216
25120 PARCEL MAP IN-LIEU FEES	800,780			804,369	(3,589)
26001 ARRA JUSTICE ASSISTANCE	276,858				276,858
26006 ARRA ENERGY STIMULUS GRANT	50,303				50,303
TOTAL SPECIAL REVENUE FUNDS	**$ 170,774,762**	**$ 31,675,846**	**$ 2,508,670**	**$ 61,089,585**	**$ 75,500,661**
CAPITAL PROJECT FUNDS					
00004 ACO-GENERAL	$ 15,095,604	$	$	$ 15,082,256	$ 13,348
00012 ACO-STRUCTURAL FIRE	266,380		9,171	260,612	(3,403)
00155 SEVENTH STANDARD ROAD PROJ	2,169,281	2,169,281			
00156 WHEELER RIDGE OVERPASS	315,235	315,235			
00220 7TH STANDARD WIDENING PROJECT	18,458,884	18,458,884			
00221 2009 COP CAPITAL PROJECTS	380,825	380,825			
00222 HAGEMAN ROAD SOG FUND	9,522				9,522
00235 TOBACCO SECUR PROCEEDS-CP FUND	35,144,914			35,144,914	
TOTAL CAPITAL PROJECT FUNDS	**$ 71,840,645**	**$ 21,324,225**	**$ 9,171**	**$ 50,487,782**	**$ 19,467**

State Controller Schedules
County Budget Act
January 2010

COUNTY OF KERN
Fund Balance - Governmental Funds
Fiscal Year 2010-11

Schedule 3

Fund Name	Total Fund Balance June 30, 2010 Actual	Less: Fund Balance-Reserved/Designated			Fund Balance Unreserved/ Undesignated June 30, 2010 Actual
		Encumbrances	General & Other Reserves	Designations	
1	2	3	4	5	6
DEBT SERVICE FUNDS					
40372 BELLE VISTA EST BOND REDEMPTN	$ 88	$	$	$	$ 88
40381 SW SHAFTER WATER PROJECT	17,043			15,748	1,295
40391 REXLAND ACRES SEWER	119,841			112,263	7,578
TOTAL DEBT SERVICE FUNDS	**$ 136,972**	**$**	**$**	**$ 128,011**	**$ 8,961**
TOTAL GOVERNMENTAL FUNDS	**$ 377,843,116**	**$ 69,350,378**	**$ 12,284,149**	**$ 175,118,218**	**$ 121,090,371**
Arithmetic Results					COL 2-3-4-5
Total Transferred From			COL 4+5 = SCH 4, COL 2	COL 4+5 = SCH 4, COL 2	
Total Transferred To					SCH 2,COL 2

State Controller Schedules
County Budget Act
January 2010

COUNTY OF KERN
Reserves/Designations - By Governmental Funds
Fiscal Year 2010-11

Schedule 4

Description	Reverses/ Designations June 30, 2010	Decreases or Cancellations		Increases or New		Total Reserves/ Designations for the Budget Year
		CAO Recommended	Adopted by the Board of Supervisors	CAO Recommended	Adopted by the Board of Supervisors	
1	2	3	4	5	6	7
GENERAL FUND						
00001 GENERAL						
2136 RESERVE-TAX LITIGATION	$ 2,079,614	$	$	$	$	$ 2,079,614
2157 DESIGN-EH PROGRAM ENHANCEMENTS	347,000					347,000
2170 DESIGN-PILT/TARP	972,707	570,707	570,707			402,000
2176 DESIG-LITIGATION	164,918					164,918
2180 DESIG-SHERIFFS AIRCRAFT	1,274,110					1,274,110
TOTAL 00001 GENERAL	**$ 4,838,349**	**$ 570,707**	**$ 570,707**	**$**	**$**	**$ 4,267,642**
00003 FISCAL STABILITY FUND						
2158 DESIGN-FISCAL STABILITY	$ 24,670,895	$	$	$	$ 18,000,000	$ 42,670,895
TOTAL 00003 FISCAL STABILITY FUND	**$ 24,670,895**	**$**	**$**	**$**	**$ 18,000,000**	**$ 42,670,895**
00264 TAX LOSS RESERVE						
2131 RESERVE-1% TEETER PLAN	$ 7,686,694	$ 576,189	$ 576,189	$	$	$ 7,110,505
2173 DESIG-GENERAL	35,983,210			4,943,816	4,155,261	40,138,471
TOTAL 00264 TAX LOSS RESERVE	**$ 43,669,904**	**$ 576,189**	**$ 576,189**	**$ 4,943,816**	**$ 4,155,261**	**$ 47,248,976**
TOTAL GENERAL FUNDS	**$ 73,179,148**	**$ 1,146,896**	**$ 1,146,896**	**$ 4,943,816**	**$ 22,155,261**	**$ 94,187,513**
SPECIAL REVENUE FUND						
00007 ROAD						
2173 DESIG-GENERAL	$	$	$	$	$ 9,500,000	$ 9,500,000
TOTAL 00007 ROAD	**$**	**$**	**$**	**$**	**$ 9,500,000**	**$ 9,500,000**
00011 STRUCTURAL FIRE						
2136 RESERVE-TAX LITIGATION	$ 831,846	$	$	$	$	$ 831,846
TOTAL 00011 STRUCTURAL FIRE	**$ 831,846**	**$**	**$**	**$**	**$**	**$ 831,846**
00120 BUILDING INSPECTION						
2134 RESERVE-GENERAL	$ 1,436,779	$	$	$	$	$ 1,436,779
2173 DESIG-GENERAL	2,551,202	2,329,417	2,155,335			395,867
TOTAL 00120 BUILDING INSPECTION	**$ 3,987,981**	**$ 2,329,417**	**$ 2,155,335**	**$**	**$**	**$ 1,832,646**
00145 AGING AND ADULT SERVICES						
2173 DESIG-GENERAL	$	$	$	$ 323,099	$	$
TOTAL 00145 AGING AND ADULT SERVICES	**$**	**$**	**$**	**$ 323,099**	**$**	**$**
00160 WILDLIFE RESOURCES						
2173 DESIG-GENERAL	$ 10,921	$	$ 10,628	$ 1,715	$ 1,715	$ 2,008
TOTAL 00160 WILDLIFE RESOURCES	**$ 10,921**	**$**	**$ 10628**	**$ 1,715**	**$ 1,715**	**$ 2,008**
00161 TEHACHAPI MT FOREST PARK FUND						
2173 DESIG-GENERAL	$ 7,224	$ 4,884	$ 7,383	$	$	$ (159)
TOTAL 00161 TEHACHAPI MT FOREST PARK FUND	**$ 7,224**	**$ 4,884**	**$ 7,383**	**$**	**$**	**$ (159)**
00162 GRAFFITI ABATEMENT						

State Controller Schedules
County Budget Act
January 2010

COUNTY OF KERN
Reserves/Designations - By Governmental Funds
Fiscal Year 2010-11

Schedule 4

Description	Reverses/ Designations June 30, 2010	Decreases or Cancellations		Increases or New		Total Reserves/ Designations for the Budget Year
		CAO Recommended	Adopted by the Board of Supervisors	CAO Recommended	Adopted by the Board of Supervisors	
1	2	3	4	5	6	7
2173 DESIG-GENERAL	$ 350	$	$	$	$ 1,554	$ 1,904
TOTAL 00162 GRAFFITI ABATEMENT	**$ 350**	**$**	**$**	**$**	**$ 1,554**	**$ 1,904**
00163 PROBATION DJJ REALIGNMENT FUND						
2173 DESIG-GENERAL	$ 1,402,280	$	$ 87,737	$ 1,365,823	$	$ 1,314,543
TOTAL 00163 PROBATION DJJ REALIGNMENT FUND	**$ 1,402,280**	**$**	**$ 87737**	**$ 1,365,823**	**$**	**$ 1,314,543**
00164 REAL ESTATE FRAUD						
2173 DESIG-GENERAL	$ 246,788	$	$	$ 230,000	$ 172,558	$ 419,346
TOTAL 00164 REAL ESTATE FRAUD	**$ 246,788**	**$**	**$**	**$ 230,000**	**$ 172,558**	**$ 419,346**
00165 LITTER CLEAN UP						
2173 DESIG-GENERAL	$ 1,585	$	$	$	$ 692	$ 2,277
TOTAL 00165 LITTER CLEAN UP	**$ 1,585**	**$**	**$**	**$**	**$ 692**	**$ 2,277**
00170 OFF HWY MV LIC						
2173 DESIG-GENERAL	$ 142,445	$	$ 142,446	$ 123,800	$ 123,800	$ 123,799
TOTAL 00170 OFF HWY MV LIC	**$ 142,445**	**$**	**$ 142446**	**$ 123,800**	**$ 123,800**	**$ 123,799**
00171 PL LOC DRN-SHAL						
2173 DESIG-GENERAL	$ 5,859	$ 949	$ 988	$	$	$ 4,871
TOTAL 00171 PL LOC DRN-SHAL	**$ 5,859**	**$ 949**	**$ 988**	**$**	**$**	**$ 4,871**
00172 PL LOC DRN-BRUND						
2173 DESIG-GENERAL	$ 29,179	$ 12,877	$	$	$ 38,533	$ 67,712
TOTAL 00172 PL LOC DRN-BRUND	**$ 29,179**	**$ 12,877**	**$**	**$**	**$ 38,533**	**$ 67,712**
00173 PL LOC DRN-ORNGW						
2134 RESERVE-GENERAL	$ 56,319	$ 24,657	$ 23,089	$	$	$ 33,230
2173 DESIG-GENERAL	168,700					168,700
TOTAL 00173 PL LOC DRN-ORNGW	**$ 225,019**	**$ 24,657**	**$ 23,089**	**$**	**$**	**$ 201,930**
00174 PL LOC DRN-BRECK						
2134 RESERVE-GENERAL	$ 5,314	$ 381	$ 507	$	$	$ 4,807
TOTAL 00174 PL LOC DRN-BRECK	**$ 5,314**	**$ 381**	**$ 507**	**$**	**$**	**$ 4,807**
00175 RANGE IMP SEC 15						
2173 DESIG-GENERAL	$ 3,414	$ 237	$ 238	$	$	$ 3,176
TOTAL 00175 RANGE IMP SEC 15	**$ 3,414**	**$ 237**	**$ 238**	**$**	**$**	**$ 3,176**
00176 PL LOC DRN-OILDL						
2134 RESERVE-GENERAL	$ 2,331	$ 2,331	$ 2,331	$	$	$
2173 DESIG-GENERAL	26,125	3,185	3,553			22,572
TOTAL 00176 PL LOC DRN-OILDL	**$ 28,456**	**$ 5,516**	**$ 5,884**	**$**	**$**	**$ 22,572**
00177 RANGE IMP SEC 3						
2173 DESIG-GENERAL	$ 1,133	$	$	$ 2,341	$ 1,208	$ 2,341
TOTAL 00177 RANGE IMP SEC 3	**$ 1,133**	**$**	**$**	**$ 2,341**	**$ 1,208**	**$ 2,341**

State Controller Schedules
County Budget Act
January 2010

COUNTY OF KERN
Reserves/Designations - By Governmental Funds
Fiscal Year 2010-11

Schedule 4

Description	Reverses/ Designations June 30, 2010	Decreases or Cancellations		Increases or New		Total Reserves/ Designations for the Budget Year
		CAO Recommended	Adopted by the Board of Supervisors	CAO Recommended	Adopted by the Board of Supervisors	
1	2	3	4	5	6	7
00178 INFORMATIONAL KIOSK FUND						
2173 DESIG-GENERAL	$ 20,454	$	$ 15,884	$ 4,738	$	$ 4,570
TOTAL 00178 INFORMATIONAL KIOSK FUND	**$ 20,454**	**$**	**$ 15884**	**$ 4,738**	**$**	**$ 4,570**
00179 PROBATION TRN FD						
2173 DESIG-GENERAL	$ 73,495	$	$ 64,827	$ 45,625	$	$ 8,668
TOTAL 00179 PROBATION TRN FD	**$ 73,495**	**$**	**$ 64827**	**$ 45,625**	**$**	**$ 8,668**
00180 DNA IDENTIFICATION						
2173 DESIG-GENERAL	$ 193,926	$	$	$ 126,880	$ 234,381	$ 428,307
TOTAL 00180 DNA IDENTIFICATION	**$ 193,926**	**$**	**$**	**$ 126,880**	**$ 234,381**	**$ 428,307**
00182 SHER FAC TRNG FD						
2173 DESIG-GENERAL	$ 111,336	$	$ 46,695	$ 4,665	$	$ 64,641
TOTAL 00182 SHER FAC TRNG FD	**$ 111,336**	**$**	**$ 46695**	**$ 4,665**	**$**	**$ 64,641**
00183 KERN CO DEPT OF CHILD SUPPORT						
2173 DESIG-GENERAL	$ 226,965	$	$	$	$ 228,477	$ 455,442
TOTAL 00183 KERN CO DEPT OF CHILD SUPPORT	**$ 226,965**	**$**	**$**	**$**	**$ 228,477**	**$ 455,442**
00184 AUTOMATED FINGERPRINT FUND						
2173 DESIG-GENERAL	$ 1,608,440	$ 396,500	$ 396,500	$	$ 98,134	$ 1,310,074
TOTAL 00184 AUTOMATED FINGERPRINT FUND	**$ 1,608,440**	**$ 396,500**	**$ 396,500**	**$**	**$ 98,134**	**$ 1,310,074**
00186 JUV JUST FAC TEMP CONST						
2173 DESIG-GENERAL	$ 6,925	$	$	$	$ 612	$ 7,537
TOTAL 00186 JUV JUST FAC TEMP CONST	**$ 6,925**	**$**	**$**	**$**	**$ 612**	**$ 7,537**
00187 EMERGENCY MEDICAL SERVICES FND						
2173 DESIG-GENERAL	$ 101,054	$	$	$ 92,439	$ 433,503	$ 534,557
TOTAL 00187 EMERGENCY MEDICAL SERVICES FND	**$ 101,054**	**$**	**$**	**$ 92,439**	**$ 433,503**	**$ 534,557**
00188 AUTOMATED CO WARRANT SYSTEM						
2173 DESIG-GENERAL	$ 32,858	$	$	$ 68,928	$ 24,788	$ 57,646
TOTAL 00188 AUTOMATED CO WARRANT SYSTEM	**$ 32,858**	**$**	**$**	**$ 68,928**	**$ 24,788**	**$ 57,646**
00190 DOMESTIC VIOL PG						
2173 DESIG-GENERAL	$ 84,604	$ 29,370	$ 18,412	$	$	$ 66,192
TOTAL 00190 DOMESTIC VIOL PG	**$ 84,604**	**$ 29,370**	**$ 18,412**	**$**	**$**	**$ 66,192**
00191 CRIMINAL JUS FACILITIES CONST						
2173 DESIG-GENERAL	$ 549,677	$	$ 549,677	$	$	$
TOTAL 00191 CRIMINAL JUS FACILITIES CONST	**$ 549,677**	**$**	**$ 549677**	**$**	**$**	**$**
00193 COURTHOUSE CONSTRUCTION FUND						
2173 DESIG-GENERAL	$ 339,628	$	$	$	$ 59,083	$ 398,711
TOTAL 00193 COURTHOUSE CONSTRUCTION FUND	**$ 339,628**	**$**	**$**	**$**	**$ 59,083**	**$ 398,711**
00194 RECORDER`S SSN TRUNCATION						
2173 DESIG-GENERAL	$ 82,015	$	$	$ 41,879	$ 45,877	$ 127,892

State Controller Schedules
County Budget Act
January 2010

COUNTY OF KERN
Reserves/Designations - By Governmental Funds
Fiscal Year 2010-11

Schedule 4

Description	Reverses/ Designations June 30, 2010	Decreases or Cancellations		Increases or New		Total Reserves/ Designations for the Budget Year
		CAO Recommended	Adopted by the Board of Supervisors	CAO Recommended	Adopted by the Board of Supervisors	
1	2	3	4	5	6	7
TOTAL 00194 RECORDER`S SSN TRUNCATION	**$ 82,015**	**$**	**$**	**$ 41,879**	**$ 45,877**	**$ 127,892**
00195 ALCOHOLISM PROG						
2173 DESIG-GENERAL	$ 209,731	$	$	$ 95,750	$ 15,834	$ 225,565
TOTAL 00195 ALCOHOLISM PROG	**$ 209,731**	**$**	**$**	**$ 95,750**	**$ 15,834**	**$ 225,565**
00196 ALCOHOL ABUSE EDUCATION/PREV						
2173 DESIG-GENERAL	$ 50,279	$ 28,767	$ 8,618	$	$	$ 41,661
TOTAL 00196 ALCOHOL ABUSE EDUCATION/PREV	**$ 50,279**	**$ 28,767**	**$ 8,618**	**$**	**$**	**$ 41,661**
00197 DRUG PROGRAM FUND						
2173 DESIG-GENERAL	$ 294,054	$	$	$ 27,849	$ 33,518	$ 327,572
TOTAL 00197 DRUG PROGRAM FUND	**$ 294,054**	**$**	**$**	**$ 27,849**	**$ 33,518**	**$ 327,572**
00198 RECORDERS MODERNIZATION FUND						
2173 DESIG-GENERAL	$ 1,914,130	$ 1,026,078	$ 148,365	$	$	$ 1,765,765
TOTAL 00198 RECORDERS MODERNIZATION FUND	**$ 1,914,130**	**$ 1,026,078**	**$ 148,365**	**$**	**$**	**$ 1,765,765**
00199 MICROGRAPHIC-RCD						
2173 DESIG-GENERAL	$ 1,885	$ 1,885	$	$	$ 12,155	$ 14,040
TOTAL 00199 MICROGRAPHIC-RCD	**$ 1,885**	**$ 1,885**	**$**	**$**	**$ 12,155**	**$ 14,040**
00266 REDEMPTION SYSTEMS						
2173 DESIG-GENERAL	$ 2,390,002	$ 442,074	$	$	$ 150,891	$ 2,540,893
TOTAL 00266 REDEMPTION SYSTEMS	**$ 2,390,002**	**$ 442,074**	**$**	**$**	**$ 150,891**	**$ 2,540,893**
00270 ABATEMENT COST						
2134 RESERVE-GENERAL	$ 176,081	$ 102,113	$ 132,313	$	$	$ 43,768
2173 DESIG-GENERAL	19,425					19,425
TOTAL 00270 ABATEMENT COST	**$ 195,506**	**$ 102,113**	**$ 132,313**	**$**	**$**	**$ 63,193**
22020 A-C FARM ADV AGRI RESEARCH						
2173 DESIG-GENERAL	$ 11,369	$ 5,365	$ 10,650	$	$	$ 719
TOTAL 22020 A-C FARM ADV AGRI RESEARCH	**$ 11,369**	**$ 5,365**	**$ 10,650**	**$**	**$**	**$ 719**
22021 ANIMAL CARE DONATIONS						
2173 DESIG-GENERAL	$ 19,231	$	$	$ 15,596	$ 20,334	$ 39,565
TOTAL 22021 ANIMAL CARE DONATIONS	**$ 19,231**	**$**	**$**	**$ 15,596**	**$ 20,334**	**$ 39,565**
22023 ANIMAL CARE						
2173 DESIG-GENERAL	$ 59,789	$	$	$ 2,368	$ 2,050	$ 61,839
TOTAL 22023 ANIMAL CARE	**$ 59,789**	**$**	**$**	**$ 2,368**	**$ 2,050**	**$ 61,839**
22024 ANIMAL CNTRL-FELINE CARCASSES						
2173 DESIG-GENERAL	$ 35,028	$	$	$	$	$ 35,028
TOTAL 22024 ANIMAL CNTRL-FELINE CARCASSES	**$ 35,028**	**$**	**$**	**$**	**$**	**$ 35,028**
22036 BOARD OF TRADE-ADVERTISING						
2173 DESIG-GENERAL	$ 38,571	$	$	$ 37,005	$ 2,153	$ 40,724
TOTAL 22036 BOARD OF TRADE-ADVERTISING	**$ 38,571**	**$**	**$**	**$ 37,005**	**$ 2,153**	**$ 40,724**

State Controller Schedules
County Budget Act
January 2010

COUNTY OF KERN
Reserves/Designations - By Governmental Funds
Fiscal Year 2010-11

Schedule 4

Description	Reverses/ Designations June 30, 2010	Decreases or Cancellations		Increases or New		Total Reserves/ Designations for the Budget Year
		CAO Recommended	Adopted by the Board of Supervisors	CAO Recommended	Adopted by the Board of Supervisors	
1	2	3	4	5	6	7
22042 GENERAL PLAN ADMIN SURCHARGE						
2173 DESIG-GENERAL	$ 660,379	$	$ 660,379	$ 421,654	$	$
TOTAL 22042 GENERAL PLAN ADMIN SURCHARGE	**$ 660,379**	**$**	**$ 660379**	**$ 421,654**	**$**	**$**
22045 CO-WIDE CRIME PREV. P.C.1202.5						
2173 DESIG-GENERAL	$ 5,509	$	$	$	$ 598	$ 6,107
TOTAL 22045 CO-WIDE CRIME PREV. P.C.1202.5	**$ 5,509**	**$**	**$**	**$**	**$ 598**	**$ 6,107**
22064 D.A.-LOCAL FORFEITURE TRUST						
2173 DESIG-GENERAL	$ 373,835	$ 355,703	$ 373,835	$	$	$
TOTAL 22064 D.A.-LOCAL FORFEITURE TRUST	**$ 373,835**	**$ 355,703**	**$ 373,835**	**$**	**$**	**$**
22067 HEALTH-LOCAL OPTION						
2173 DESIG-GENERAL	$ 34,162	$	$ 3,412	$ 984	$	$ 30,750
TOTAL 22067 HEALTH-LOCAL OPTION	**$ 34,162**	**$**	**$ 3412**	**$ 984**	**$**	**$ 30,750**
22068 HLTH-STATE L.U.S.T. PROG						
2173 DESIG-GENERAL	$ 67,942	$	$	$ 40,170	$ 40,171	$ 108,113
TOTAL 22068 HLTH-STATE L.U.S.T. PROG	**$ 67,942**	**$**	**$**	**$ 40,170**	**$ 40,171**	**$ 108,113**
22076 CHILD RESTRAINT LOANER PRG						
2173 DESIG-GENERAL	$ 77,579	$	$ 77,579	$	$	$
TOTAL 22076 CHILD RESTRAINT LOANER PRG	**$ 77,579**	**$**	**$ 77579**	**$**	**$**	**$**
22079 D. A. EQUIPMENT/AUTOMATION						
2173 DESIG-GENERAL	$ 134,549	$	$	$ 409,307	$ 507,336	$ 641,885
TOTAL 22079 D. A. EQUIPMENT/AUTOMATION	**$ 134,549**	**$**	**$**	**$ 409,307**	**$ 507,336**	**$ 641,885**
22081 MH-PROP 36 SUB A & CRIME PREV						
2173 DESIG-GENERAL	$ 741,683	$	$ 741,683	$	$	$
TOTAL 22081 MH-PROP 36 SUB A & CRIME PREV	**$ 741,683**	**$**	**$ 741683**	**$**	**$**	**$**
22082 KCIRT						
2173 DESIG-GENERAL	$ 3,096	$	$ 3,096	$	$	$
TOTAL 22082 KCIRT	**$ 3,096**	**$**	**$ 3096**	**$**	**$**	**$**
22085 MENTAL HEALTH SERVICES ACT						
2173 DESIG-GENERAL	$ 7,067,814	$	$	$ 3,897,202	$ 3,016,553	$ 10,084,367
TOTAL 22085 MENTAL HEALTH SERVICES ACT	**$ 7,067,814**	**$**	**$**	**$ 3,897,202**	**$ 3,016,553**	**$ 10,084,367**
22086 MHSA PRUDENT RESERVE						
2173 DESIG-GENERAL	$ 1,234,878	$	$	$	$ 7,865,710	$ 9,100,588
TOTAL 22086 MHSA PRUDENT RESERVE	**$ 1,234,878**	**$**	**$**	**$**	**$ 7,865,710**	**$ 9,100,588**
22087 CRIMINALISTICS LABORATORIES						
2173 DESIG-GENERAL	$	$	$	$	$ 70,702	$ 70,702
TOTAL 22087 CRIMINALISTICS LABORATORIES	**$**	**$**	**$**	**$**	**$ 70,702**	**$ 70,702**
22098 PROBATION ASSET FORFEITURE						
2173 DESIG-GENERAL	$ 46,240	$	$	$ 44,662	$ 1,258	$ 47,498

State Controller Schedules
County Budget Act
January 2010

COUNTY OF KERN
Reserves/Designations - By Governmental Funds
Fiscal Year 2010-11

Schedule 4

Description	Reverses/ Designations June 30, 2010	Decreases or Cancellations		Increases or New		Total Reserves/ Designations for the Budget Year
		CAO Recommended	Adopted by the Board of Supervisors	CAO Recommended	Adopted by the Board of Supervisors	
1	2	3	4	5	6	7
TOTAL 22098 PROBATION ASSET FORFEITURE	**$ 46,240**	**$**	**$**	**$ 44,662**	**$ 1,258**	**$ 47,498**
22121 TRUCK 21 REPLACEMENT						
2173 DESIG-GENERAL	$ 790,048	$ 77,371	$	$	$ 72,629	$ 862,677
TOTAL 22121 TRUCK 21 REPLACEMENT	**$ 790,048**	**$ 77,371**	**$**	**$**	**$ 72,629**	**$ 862,677**
22122 FIXED WING AIRCRAFT						
2173 DESIG-GENERAL	$ 47,718	$ 47,718	$ 43,578	$	$	$ 4,140
TOTAL 22122 FIXED WING AIRCRAFT	**$ 47,718**	**$ 47,718**	**$ 43,578**	**$**	**$**	**$ 4,140**
22123 VEHICLE/APPARATUS						
2173 DESIG-GENERAL	$ 573,350	$	$	$ 2,276	$ 2,276	$ 575,626
TOTAL 22123 VEHICLE/APPARATUS	**$ 573,350**	**$**	**$**	**$ 2,276**	**$ 2,276**	**$ 575,626**
22125 HAZARDOUS WASTE SETTLEMNTS						
2173 DESIG-GENERAL	$ 682,563	$	$	$ 156,641	$ 89,663	$ 772,226
TOTAL 22125 HAZARDOUS WASTE SETTLEMNTS	**$ 682,563**	**$**	**$**	**$ 156,641**	**$ 89,663**	**$ 772,226**
22126 SHERIFF`S-RURAL CRIME						
2173 DESIG-GENERAL	$ 20	$	$	$	$ 1	$ 21
TOTAL 22126 SHERIFF`S-RURAL CRIME	**$ 20**	**$**	**$**	**$**	**$**	**$ 21**
22127 SHERIFF`S CAL-ID						
2173 DESIG-GENERAL	$ 1,196,616	$	$	$ 146,000	$ 1,113,748	$ 2,310,364
TOTAL 22127 SHERIFF`S CAL-ID	**$ 1,196,616**	**$**	**$**	**$ 146,000**	**$ 1,113,748**	**$ 2,310,364**
22128 SHERIFF`S CIVIL SUBPOENAS						
2173 DESIG-GENERAL	$ 74,990	$	$ 62,105	$ 5,700	$	$ 12,885
TOTAL 22128 SHERIFF`S CIVIL SUBPOENAS	**$ 74,990**	**$**	**$ 62105**	**$ 5,700**	**$**	**$ 12,885**
22129 KNET-SPC ASSET FORFEITURE REV						
2173 DESIG-GENERAL	$	$	$	$	$ 78,787	$ 78,787
TOTAL 22129 KNET-SPC ASSET FORFEITURE REV	**$**	**$**	**$**	**$**	**$ 78,787**	**$ 78,787**
22131 SHERIFF`S DRUG ABUSE GANG DIVR						
2173 DESIG-GENERAL	$ 218,697	$	$	$ 90,000	$ 97,677	$ 316,374
TOTAL 22131 SHERIFF`S DRUG ABUSE GANG DIVR	**$ 218,697**	**$**	**$**	**$ 90,000**	**$ 97,677**	**$ 316,374**
22132 SHERIFF`S TRAINING						
2173 DESIG-GENERAL	$ 177	$ 90,000	$	$	$ 1,781	$ 1,958
TOTAL 22132 SHERIFF`S TRAINING	**$ 177**	**$ 90,000**	**$**	**$**	**$ 1,781**	**$ 1,958**
22133 SHERIFF-WORK RELEASE						
2173 DESIG-GENERAL	$ 111,383	$	$	$ 105,000	$ 195,091	$ 306,474
TOTAL 22133 SHERIFF-WORK RELEASE	**$ 111,383**	**$**	**$**	**$ 105,000**	**$ 195,091**	**$ 306,474**
22137 SHERIFF-STATE FORFEITURE						
2173 DESIG-GENERAL	$ 267,567	$	$	$ 77,400	$ 102,320	$ 369,887
TOTAL 22137 SHERIFF-STATE FORFEITURE	**$ 267,567**	**$**	**$**	**$ 77,400**	**$ 102,320**	**$ 369,887**
22138 SHERIFF`S CIVIL AUTOMATED						

State Controller Schedules
County Budget Act
January 2010

COUNTY OF KERN
Reserves/Designations - By Governmental Funds
Fiscal Year 2010-11

Schedule 4

Description	Reverses/ Designations June 30, 2010	Decreases or Cancellations		Increases or New		Total Reserves/ Designations for the Budget Year
		CAO Recommended	Adopted by the Board of Supervisors	CAO Recommended	Adopted by the Board of Supervisors	
1	2	3	4	5	6	7
2173 DESIG-GENERAL	$ 564,043	$ 6,800	$	$	$ 55,578	$ 619,621
TOTAL 22138 SHERIFF`S CIVIL AUTOMATED	**$ 564,043**	**$ 6,800**	**$**	**$**	**$ 55,578**	**$ 619,621**
22140 SHERIFFS FIREARMS						
2173 DESIG-GENERAL	$ 13,732	$	$	$ 40,000	$ 36,867	$ 50,599
TOTAL 22140 SHERIFFS FIREARMS	**$ 13,732**	**$**	**$**	**$ 40,000**	**$ 36,867**	**$ 50,599**
22141 SHERIFF-JUDGEMENT DEBTORS FEE						
2173 DESIG-GENERAL	$ 742,432	$	$	$ 55,500	$ 186,950	$ 929,382
TOTAL 22141 SHERIFF-JUDGEMENT DEBTORS FEE	**$ 742,432**	**$**	**$**	**$ 55,500**	**$ 186,950**	**$ 929,382**
22142 SHERIFF`S COMM RESOURCES						
2173 DESIG-GENERAL	$ 76,404	$ 1,250	$	$	$ 28,209	$ 104,613
TOTAL 22142 SHERIFF`S COMM RESOURCES	**$ 76,404**	**$ 1,250**	**$**	**$**	**$ 28,209**	**$ 104,613**
22143 SHERIFF`S VOLUNTEER SERV GRP						
2173 DESIG-GENERAL	$ 77,480	$ 67,800	$ 62,014	$	$	$ 15,466
TOTAL 22143 SHERIFF`S VOLUNTEER SERV GRP	**$ 77,480**	**$ 67,800**	**$ 62,014**	**$**	**$**	**$ 15,466**
22144 SHER-CONTROLLED SUBTANCE						
2173 DESIG-GENERAL	$ 76,934	$	$	$ 25,700	$ 1,015,583	$ 1,092,517
TOTAL 22144 SHER-CONTROLLED SUBTANCE	**$ 76,934**	**$**	**$**	**$ 25,700**	**$ 1,015,583**	**$ 1,092,517**
22153 BKFD PLANNED SEWER #1						
2173 DESIG-GENERAL	$ 1,497,223	$ 89,321	$ 22,052	$	$	$ 1,475,171
TOTAL 22153 BKFD PLANNED SEWER #1	**$ 1,497,223**	**$ 89,321**	**$ 22,052**	**$**	**$**	**$ 1,475,171**
22156 DIVCA LOCAL FRANCHISE FEE						
2173 DESIG-GENERAL	$	$	$	$ 63,947	$ 63,947	$ 63,947
TOTAL 22156 DIVCA LOCAL FRANCHISE FEE	**$**	**$**	**$**	**$ 63,947**	**$ 63,947**	**$ 63,947**
22158 BKFD PLANNED SEWER #2						
2173 DESIG-GENERAL	$ 148,873	$ 64,118	$ 52,129	$	$	$ 96,744
TOTAL 22158 BKFD PLANNED SEWER #2	**$ 148,873**	**$ 64,118**	**$ 52,129**	**$**	**$**	**$ 96,744**
22160 SHERIFF`S CAL-MMET						
2173 DESIG-GENERAL	$ 12,476	$	$	$ 600	$ 619	$ 13,095
TOTAL 22160 SHERIFF`S CAL-MMET	**$ 12,476**	**$**	**$**	**$ 600**	**$ 619**	**$ 13,095**
22161 HIDTA-STATE ASSET FORFEIT						
2173 DESIG-GENERAL	$ 144,121	$	$	$ 31,000	$ 19,245	$ 163,366
TOTAL 22161 HIDTA-STATE ASSET FORFEIT	**$ 144,121**	**$**	**$**	**$ 31,000**	**$ 19,245**	**$ 163,366**
22162 CAL-MMET-STATE ASSET FORFEIT						
2173 DESIG-GENERAL	$ 860,649	$ 57,900	$ 32,004	$	$	$ 828,645
TOTAL 22162 CAL-MMET-STATE ASSET FORFEIT	**$ 860,649**	**$ 57,900**	**$ 32,004**	**$**	**$**	**$ 828,645**
22163 HIGH TECH EQUIPMENT						
2173 DESIG-GENERAL	$ 3,779	$	$	$ 150	$ 142	$ 3,921
TOTAL 22163 HIGH TECH EQUIPMENT	**$ 3,779**	**$**	**$**	**$ 150**	**$ 142**	**$ 3,921**

State Controller Schedules
County Budget Act
January 2010

COUNTY OF KERN
Reserves/Designations - By Governmental Funds
Fiscal Year 2010-11

Schedule 4

Description	Reverses/ Designations June 30, 2010	Decreases or Cancellations		Increases or New		Total Reserves/ Designations for the Budget Year
		CAO Recommended	Adopted by the Board of Supervisors	CAO Recommended	Adopted by the Board of Supervisors	
1	2	3	4	5	6	7
22164 BKFD PLANNED SEWER #3						
2173 DESIG-GENERAL	$ 417	$	$	$ 28	$ 17	$ 434
TOTAL 22164 BKFD PLANNED SEWER #3	**$ 417**	**$**	**$**	**$ 28**	**$ 17**	**$ 434**
22166 BKFD PLANNED SEWER #4						
2173 DESIG-GENERAL	$ 3,623	$	$	$ 609	$ 381	$ 4,004
TOTAL 22166 BKFD PLANNED SEWER #4	**$ 3,623**	**$**	**$**	**$ 609**	**$ 381**	**$ 4,004**
22167 BKFD PLANNED SEWER #5						
2173 DESIG-GENERAL	$ 9,588	$	$ 2,500	$ 2,106	$	$ 7,088
TOTAL 22167 BKFD PLANNED SEWER #5	**$ 9,588**	**$**	**$ 2500**	**$ 2,106**	**$**	**$ 7,088**
22173 CO PLANNED SEWER AREA A						
2173 DESIG-GENERAL	$ 14,779	$	$	$ 507	$ 62	$ 14,841
TOTAL 22173 CO PLANNED SEWER AREA A	**$ 14,779**	**$**	**$**	**$ 507**	**$ 62**	**$ 14,841**
22176 HEALTH-BIO TERRORISM GRANT						
2173 DESIG-GENERAL	$ 3,330	$	$ 3,330	$ 389,650	$	$
TOTAL 22176 HEALTH-BIO TERRORISM GRANT	**$ 3,330**	**$**	**$ 3330**	**$ 389,650**	**$**	**$**
22177 CO PLANNED SEWER AREA B						
2173 DESIG-GENERAL	$ 202	$	$	$ 14	$ 09	$ 211
TOTAL 22177 CO PLANNED SEWER AREA B	**$ 202**	**$**	**$**	**$ 14**	**$ 09**	**$ 211**
22184 CSA #71 SEPTIC ABANDONMENT						
2173 DESIG-GENERAL	$ 316,866	$ 91,695	$ 78,660	$	$	$ 238,206
TOTAL 22184 CSA #71 SEPTIC ABANDONMENT	**$ 316,866**	**$ 91,695**	**$ 78,660**	**$**	**$**	**$ 238,206**
22185 WRAPAROUND SAVINGS						
2173 DESIG-GENERAL	$ 1,029,239	$	$ 546,198	$	$	$ 483,041
TOTAL 22185 WRAPAROUND SAVINGS	**$ 1,029,239**	**$**	**$ 546198**	**$**	**$**	**$ 483,041**
22187 RECORDERS ELECTRONIC RECORDING						
2173 DESIG-GENERAL	$ 182,751	$	$	$ 112,588	$ 124,070	$ 306,821
TOTAL 22187 RECORDERS ELECTRONIC RECORDING	**$ 182,751**	**$**	**$**	**$ 112,588**	**$ 124,070**	**$ 306,821**
22188 FIREWORKS VIOLATIONS						
2173 DESIG-GENERAL	$	$ 24,931	$	$	$ 942	$ 942
TOTAL 22188 FIREWORKS VIOLATIONS	**$**	**$ 24,931**	**$**	**$**	**$ 942**	**$ 942**
24024 DA FAMILY - EXCESS REVENUE						
2173 DESIG-GENERAL	$ 189,812	$	$	$	$ 191,669	$ 381,481
TOTAL 24024 DA FAMILY - EXCESS REVENUE	**$ 189,812**	**$**	**$**	**$**	**$ 191,669**	**$ 381,481**
24028 D.A.-FEDERAL FORFEITURE						
2173 DESIG-GENERAL	$ 45,264	$	$	$ 16,909	$ 22,852	$ 68,116
TOTAL 24028 D.A.-FEDERAL FORFEITURE	**$ 45,264**	**$**	**$**	**$ 16,909**	**$ 22,852**	**$ 68,116**
24038 DA-COURT ORDERED PENALTIES						
2173 DESIG-GENERAL	$ 1,409,269	$	$	$ 75,242	$ 86,016	$ 1,495,285

State Controller Schedules
County Budget Act
January 2010

COUNTY OF KERN
Reserves/Designations - By Governmental Funds
Fiscal Year 2010-11

Schedule 4

Description	Reverses/ Designations June 30, 2010	Decreases or Cancellations		Increases or New		Total Reserves/ Designations for the Budget Year
		CAO Recommended	Adopted by the Board of Supervisors	CAO Recommended	Adopted by the Board of Supervisors	
1	2	3	4	5	6	7
TOTAL 24038 DA-COURT ORDERED PENALTIES	**$ 1,409,269**	**$**	**$**	**$ 75,242**	**$ 86,016**	**$ 1,495,285**
24039 HOPST PREPAREDNESS PRGM GRANT						
2173 DESIG-GENERAL	$	$	$	$	$ 15,362	$ 15,362
TOTAL 24039 HOPST PREPAREDNESS PRGM GRANT	**$**	**$**	**$**	**$**	**$ 15,362**	**$ 15,362**
24041 EMS WEEK - DONATIONS						
2173 DESIG-GENERAL	$ 24,187	$	$	$ 957	$ 132	$ 24,319
TOTAL 24041 EMS WEEK - DONATIONS	**$ 24,187**	**$**	**$**	**$ 957**	**$ 132**	**$ 24,319**
24042 FIRE DEPT DONATIONS						
2173 DESIG-GENERAL	$ 68,162	$	$	$ 70,059	$ 146	$ 68,308
TOTAL 24042 FIRE DEPT DONATIONS	**$ 68,162**	**$**	**$**	**$ 70,059**	**$ 146**	**$ 68,308**
24043 STATE FIRE						
2173 DESIG-GENERAL	$ 2,944,749	$	$	$ 2,375,370	$ 187,292	$ 3,132,041
TOTAL 24043 STATE FIRE	**$ 2,944,749**	**$**	**$**	**$ 2,375,370**	**$ 187,292**	**$ 3,132,041**
24044 FIRE-HAZARD REDUCTION						
2173 DESIG-GENERAL	$ 110,323	$ 2,399	$	$	$ 412,501	$ 522,824
TOTAL 24044 FIRE-HAZARD REDUCTION	**$ 110,323**	**$ 2,399**	**$**	**$**	**$ 412,501**	**$ 522,824**
24047 FIRE-HELICOPTER OPERATIONS						
2173 DESIG-GENERAL	$ 892,616	$	$ 440,613	$ 459,110	$	$ 452,003
TOTAL 24047 FIRE-HELICOPTER OPERATIONS	**$ 892,616**	**$**	**$ 440613**	**$ 459,110**	**$**	**$ 452,003**
24050 MOBILE FIRE KITCHEN						
2173 DESIG-GENERAL	$ 2,757	$	$	$ 2,857	$ 164	$ 2,921
TOTAL 24050 MOBILE FIRE KITCHEN	**$ 2,757**	**$**	**$**	**$ 2,857**	**$ 164**	**$ 2,921**
24057 INMATE WELF-SHER CORRECTION FC						
2173 DESIG-GENERAL	$ 5,396,558	$ 2,450,000	$ 626,507	$	$	$ 4,770,051
TOTAL 24057 INMATE WELF-SHER CORRECTION FC	**$ 5,396,558**	**$ 2,450,000**	**$ 626,507**	**$**	**$**	**$ 4,770,051**
24060 JUVENILE INMATE WELFARE						
2173 DESIG-GENERAL	$ 205,970	$	$ 32,497	$ 175,341	$	$ 173,473
TOTAL 24060 JUVENILE INMATE WELFARE	**$ 205,970**	**$**	**$ 32497**	**$ 175,341**	**$**	**$ 173,473**
24066 KERN CO CHILDREN`S						
2173 DESIG-GENERAL	$ 300,998	$	$ 300,998	$	$ 105,623	$ 105,623
TOTAL 24066 KERN CO CHILDREN`S	**$ 300,998**	**$**	**$ 300998**	**$**	**$ 105,623**	**$ 105,623**
24067 KERN CO LIBRARY TRUST FUND						
2173 DESIG-GENERAL	$ 305,770	$	$	$ 395,330	$ 388,465	$ 694,235
TOTAL 24067 KERN CO LIBRARY TRUST FUND	**$ 305,770**	**$**	**$**	**$ 395,330**	**$ 388,465**	**$ 694,235**
24088 CORE AREA METRO BFLD IMP FEE						
2173 DESIG-GENERAL	$ 2,214,614	$	$	$ 61,833	$ 128,289	$ 2,342,903
TOTAL 24088 CORE AREA METRO BFLD IMP FEE	**$ 2,214,614**	**$**	**$**	**$ 61,833**	**$ 128,289**	**$ 2,342,903**
24089 METRO BFLD TRANSPORT IMP FEE						

State Controller Schedules
County Budget Act
January 2010

COUNTY OF KERN
Reserves/Designations - By Governmental Funds
Fiscal Year 2010-11

Schedule 4

Description	Reverses/ Designations June 30, 2010	Decreases or Cancellations		Increases or New		Total Reserves/ Designations for the Budget Year
		CAO Recommended	Adopted by the Board of Supervisors	CAO Recommended	Adopted by the Board of Supervisors	
1	2	3	4	5	6	7
2173 DESIG-GENERAL	$ 9,391,570	$	$	$ 1,513,468	$ 1,584,669	$ 10,976,239
TOTAL 24089 METRO BFLD TRANSPORT IMP FEE	**$ 9,391,570**	**$**	**$**	**$ 1,513,468**	**$ 1,584,669**	**$ 10,976,239**
24091 ROSAMOND TRANSPORT IMP FEE						
2173 DESIG-GENERAL	$ 612,367	$	$ 19,340	$ 170,396	$	$ 593,027
TOTAL 24091 ROSAMOND TRANSPORT IMP FEE	**$ 612,367**	**$**	**$ 19340**	**$ 170,396**	**$**	**$ 593,027**
24094 SOLID WASTE ENFORCEMENT						
2173 DESIG-GENERAL	$ 119,641	$	$	$ 139,681	$ 230,106	$ 349,747
TOTAL 24094 SOLID WASTE ENFORCEMENT	**$ 119,641**	**$**	**$**	**$ 139,681**	**$ 230,106**	**$ 349,747**
24095 BAKERSFIELD MITIGATION						
2173 DESIG-GENERAL	$ 914,476	$	$	$ 164,059	$ 166,978	$ 1,081,454
TOTAL 24095 BAKERSFIELD MITIGATION	**$ 914,476**	**$**	**$**	**$ 164,059**	**$ 166,978**	**$ 1,081,454**
24096 TEH TRANSP IMPACT FEE CORE						
2173 DESIG-GENERAL	$ 25,964	$ 13,655	$ 13,655	$	$	$ 12,309
TOTAL 24096 TEH TRANSP IMPACT FEE CORE	**$ 25,964**	**$ 13,655**	**$ 13,655**	**$**	**$**	**$ 12,309**
24097 TEH TRANSP IMPACT FEE NON-CORE						
2173 DESIG-GENERAL	$ 1,353,666	$ 42,662	$ 103,781	$	$	$ 1,249,885
TOTAL 24097 TEH TRANSP IMPACT FEE NON-CORE	**$ 1,353,666**	**$ 42,662**	**$ 103,781**	**$**	**$**	**$ 1,249,885**
24105 JAMISON CENTER						
2173 DESIG-GENERAL	$ 96,156	$	$ 101,640	$ 110,773	$ 110,773	$ 105,289
TOTAL 24105 JAMISON CENTER	**$ 96,156**	**$**	**$ 101640**	**$ 110,773**	**$ 110,773**	**$ 105,289**
24125 STRONG MOT INSTRUMENTATION						
2173 DESIG-GENERAL	$ 15,394	$	$	$ 78,099	$ 31,786	$ 47,180
TOTAL 24125 STRONG MOT INSTRUMENTATION	**$ 15,394**	**$**	**$**	**$ 78,099**	**$ 31,786**	**$ 47,180**
24126 TOBACCO EDUCATION CONTROL PROG						
2173 DESIG-GENERAL	$	$	$	$ 3,499	$ 3,499	$ 3,499
TOTAL 24126 TOBACCO EDUCATION CONTROL PROG	**$**	**$**	**$**	**$ 3,499**	**$ 3,499**	**$ 3,499**
24137 VITAL & HEALTH STAT-HEALTH DPT						
2173 DESIG-GENERAL	$ 769	$	$ 249	$ 67,678	$	$ 520
TOTAL 24137 VITAL & HEALTH STAT-HEALTH DPT	**$ 769**	**$**	**$ 249**	**$ 67,678**	**$**	**$ 520**
24138 VITAL & HEALTH STAT-RECORDER						
2173 DESIG-GENERAL	$ 382,235	$ 49,775	$ 56,587	$	$	$ 325,648
TOTAL 24138 VITAL & HEALTH STAT-RECORDER	**$ 382,235**	**$ 49,775**	**$ 56,587**	**$**	**$**	**$ 325,648**
24139 VITAL & HEALTH STAT-CO. CLERK						
2173 DESIG-GENERAL	$ 117	$ 117	$	$	$ 99	$ 216
TOTAL 24139 VITAL & HEALTH STAT-CO. CLERK	**$ 117**	**$ 117**	**$**	**$**	**$ 99**	**$ 216**
25120 PARCEL MAP IN-LIEU FEES						
2173 DESIG-GENERAL	$ 804,369	$ 42,950	$ 46,539	$	$	$ 757,830
TOTAL 25120 PARCEL MAP IN-LIEU FEES	**$ 804,369**	**$ 42,950**	**$ 46,539**	**$**	**$**	**$ 757,830**

State Controller Schedules
County Budget Act
January 2010

COUNTY OF KERN
Reserves/Designations - By Governmental Funds
Fiscal Year 2010-11

Schedule 4

Description	Reverses/ Designations June 30, 2010	Decreases or Cancellations		Increases or New		Total Reserves/ Designations for the Budget Year
		CAO Recommended	Adopted by the Board of Supervisors	CAO Recommended	Adopted by the Board of Supervisors	
1	2	3	4	5	6	7
26001 ARRA JUSTICE ASSISTANCE						
2173 DESIG-GENERAL	$	$	$	$	$ 276,858	$ 276,858
TOTAL 26001 ARRA JUSTICE ASSISTANCE	**$**	**$**	**$**	**$**	**$ 276,858**	**$ 276,858**
TOTAL SPECIAL REVENUE FUNDS	**$ 63,598,255**	**$ 7,987,235**	**$ 8,333,136**	**$ 14,610,556**	**$ 29,934,050**	**$ 85,199,170**
CAPITAL PROJECT FUND						
00004 ACO-GENERAL						
2156 DESIG-INFRASTRUCTURE REPLACMNT	$ 14,166,647	$	$	$	$	$ 14,166,647
2173 DESIG-GENERAL	915,609			234,932	252,064	1,167,673
TOTAL 00004 ACO-GENERAL	**$ 15,082,256**	**$**	**$**	**$ 234,932**	**$ 252,064**	**$ 15,334,320**
00012 ACO-STRUCTURAL FIRE						
2136 RESERVE-TAX LITIGATION	$ 9,171	$	$	$	$	$ 9,171
2173 DESIG-GENERAL	260,612			1,197	1,197	261,809
TOTAL 00012 ACO-STRUCTURAL FIRE	**$ 269,783**	**$**	**$**	**$ 1,197**	**$ 1,197**	**$ 270,980**
00155 SEVENTH STANDARD ROAD PROJ						
2173 DESIG-GENERAL	$	$	$	$ 1,103,361	$ 1,154,950	$ 1,154,950
TOTAL 00155 SEVENTH STANDARD ROAD PROJ	**$**	**$**	**$**	**$ 1,103,361**	**$ 1,154,950**	**$ 1,154,950**
00156 WHEELER RIDGE OVERPASS						
2173 DESIG-GENERAL	$	$	$	$ 61,395	$ 61,395	$ 61,395
TOTAL 00156 WHEELER RIDGE OVERPASS	**$**	**$**	**$**	**$ 61,395**	**$ 61,395**	**$ 61,395**
00220 7TH STANDARD WIDENING PROJECT						
2173 DESIG-GENERAL	$	$	$	$ 31,602	$ 37,845	$ 37,845
TOTAL 00220 7TH STANDARD WIDENING PROJECT	**$**	**$**	**$**	**$ 31,602**	**$ 37,845**	**$ 37,845**
00221 2009 COP CAPITAL PROJECTS						
2173 DESIG-GENERAL	$	$	$	$ 22,117	$ 32,328	$ 32,328
TOTAL 00221 2009 COP CAPITAL PROJECTS	**$**	**$**	**$**	**$ 22,117**	**$ 32,328**	**$ 32,328**
00222 HAGEMAN ROAD SOG FUND						
2173 DESIG-GENERAL	$	$	$	$	$ 9,522	$ 9,522
TOTAL 00222 HAGEMAN ROAD SOG FUND	**$**	**$**	**$**	**$**	**$ 9,522**	**$ 9,522**
00235 TOBACCO SECUR PROCEEDS-CP FUND						
2151 DESIGN-CASH WITH TRUSTEE	$ 35,144,914	$	$	$	$	$ 35,144,914
2173 DESIG-GENERAL				1,301,706	1,310,221	1,310,221
TOTAL 00235 TOBACCO SECUR PROCEEDS-CP FUND	**$ 35,144,914**	**$**	**$**	**$ 1,301,706**	**$ 1,310,221**	**$ 36,455,135**
40390 REXLAND ACRES SEWER IMPRVMNT						
2173 DESIG-GENERAL	$	$	$	$ 104,546	$ 104,056	$ 104,056
TOTAL 40390 REXLAND ACRES SEWER IMPRVMNT	**$**	**$**	**$**	**$ 104,546**	**$ 104,056**	**$ 104,056**
TOTAL CAPITAL PROJECT FUNDS	**$ 50,496,953**	**$ 00**	**$ 00**	**$ 2,860,856**	**$ 2,963,578**	**$ 53,460,531**
DEBT SERVICE FUND						

State Controller Schedules
County Budget Act
January 2010

COUNTY OF KERN
Reserves/Designations - By Governmental Funds
Fiscal Year 2010-11

Schedule 4

Description	Reverses/ Designations June 30, 2010	Decreases or Cancellations		Increases or New		Total Reserves/ Designations for the Budget Year
		CAO Recommended	Adopted by the Board of Supervisors	CAO Recommended	Adopted by the Board of Supervisors	
1	2	3	4	5	6	7
40372 BELLE VISTA EST BOND REDEMPTN						
2173 DESIG-GENERAL	$	$	$	$ 179	$ 178	$ 178
TOTAL 40372 BELLE VISTA EST BOND REDEMPTN	**$**	**$**	**$**	**$ 179**	**$ 178**	**$ 178**
40381 SW SHAFTER WATER PROJECT						
2173 DESIG-GENERAL	$ 15,748	$ 537	$	$	$ 15	$ 15,763
TOTAL 40381 SW SHAFTER WATER PROJECT	**$ 15,748**	**$ 537**	**$**	**$**	**$ 15**	**$ 15,763**
40391 REXLAND ACRES SEWER						
2173 DESIG-GENERAL	$ 112,263	$ 20,450	$ 738	$	$	$ 111,525
TOTAL 40391 REXLAND ACRES SEWER	**$ 112,263**	**$ 20,450**	**$ 738**	**$**	**$**	**$ 111,525**
TOTAL DEBT SERVICE FUNDS	**$ 128,011**	**$ 20,987**	**$ 738**	**$ 179**	**$ 193**	**$ 127,466**
TOTAL GOVERNMENTAL FUNDS	**$ 187,402,367**	**$ 9,155,118**	**$ 9,480,770**	**$ 22,415,407**	**$ 55,053,082**	**$ 232,974,680**

Arithmetic Results						COL 2-4&6
Total Transferred From					SCH 7, COL 5	
Total Transferred To	SCH 3, COL'S 4&5		SCH 2, COL 3		SCH 2, COL 7	

State Controller Schedules
County Budget Act
January 2010

Schedule 5

COUNTY OF KERN
Summary of Additional Financing Sources by
Source and Fund
Governmental Funds
Fiscal Year 2010-11

Description	Actual 2008-09	Actual 2009-10	CAO Recommended 2010-11	Adopted by the Board of Supervisors 2010-11
1	2	3	4	5
SUMMARIZATION BY SOURCE				
TAXES	$ 375,879,728	$ 341,961,233	$ 345,073,676	$ 353,500,880
LICENSES, PERMITS & FRANCHISES	17,687,373	15,936,692	18,650,566	18,650,566
FINES, FORFEITURES & PENALTIES	26,812,950	25,628,758	18,404,140	21,563,314
REV FROM USE OF MONEY & PROP	22,895,389	14,244,232	16,614,525	18,988,250
INTERGOVERNMENTAL REVENUES	641,137,146	701,606,873	665,387,678	670,449,053
CHARGES FOR SERVICES	172,221,924	161,076,788	166,286,283	166,954,283
MISCELLANEOUS REVENUES	25,760,250	23,259,749	11,091,599	11,134,099
OTHER FINANCING SOURCES	218,138,370	246,653,215	218,912,609	243,574,172
TOTAL SUMMARIZATION BY SOURCE	**$ 1,500,533,130**	**$ 1,530,367,540**	**$ 1,460,421,076**	**$ 1,504,814,617**
SUMMARIZATION BY FUND				
00001 GENERAL	$ 671,548,330	$ 629,568,668	$ 637,340,895	$ 651,062,234
00003 FISCAL STABILITY FUND		24,670,895		18,000,000
00004 ACO-GENERAL	401,855	259,754	238,716	238,716
00007 ROAD	57,342,678	59,589,569	55,621,454	56,009,970
00011 STRUCTURAL FIRE	130,760,773	119,623,443	115,463,492	116,236,779
00012 ACO-STRUCTURAL FIRE	8,248	4,596	4,600	4,600
00120 BUILDING INSPECTION	3,314,660	3,213,472	2,656,681	2,656,681
00130 DEPT OF HUMAN SERVICES-ADMIN.	170,744,386	181,510,030	172,898,944	173,751,206
00140 HUMAN SERVICES-DIRECT FIN AID	188,016,958	204,574,611	226,019,987	226,019,987
00141 MENTAL HEALTH FUND	111,179,263	104,042,562	106,790,701	106,793,850
00145 AGING AND ADULT SERVICES	12,648,294	12,604,297	12,063,909	12,128,166
00155 SEVENTH STANDARD ROAD PROJ	12,122,591	3,160,759	220,000	1,154,950
00156 WHEELER RIDGE OVERPASS	4,349,773	1,986,411		61,395
00160 WILDLIFE RESOURCES	6,463	4,468	5,500	5,500
00161 TEHACHAPI MT FOREST PARK FUND	3,777	618	2,500	2,500
00162 GRAFFITI ABATEMENT	350	1,554		
00163 PROBATION DJJ REALIGNMENT FUND	2,517,277	3,153,014	3,154,491	3,154,491
00164 REAL ESTATE FRAUD	168,352	197,726	180,000	180,000

State Controller Schedules
County Budget Act
January 2010

Schedule 5

COUNTY OF KERN
Summary of Additional Financing Sources by
Source and Fund
Governmental Funds
Fiscal Year 2010-11

Description	Actual 2008-09	Actual 2009-10	CAO Recommended 2010-11	Adopted by the Board of Supervisors 2010-11
1	2	3	4	5
00165 LITTER CLEAN UP	5,381	5,892	5,000	5,000
00170 OFF HWY MV LIC	157,367	153,354	150,000	150,000
00171 PL LOC DRN-SHAL	328	183	234	234
00172 PL LOC DRN-BRUND	3,918	2,184	1,167	1,167
00173 PL LOC DRN-ORNGW	22,233	12,464	9,001	9,001
00174 PL LOC DRN-BRECK	1,071	596	213	213
00175 RANGE IMP SEC 15	9,129	7,969	13,400	13,400
00176 PL LOC DRN-OILDL	5,348	1,749	1,138	1,138
00177 RANGE IMP SEC 3	990	1,583	6,200	6,200
00178 INFORMATIONAL KIOSK FUND	12,881	8,707	20,000	20,000
00179 PROBATION TRN FD	366,221	194,073	218,000	218,000
00180 DNA IDENTIFICATION	501,726	546,501	588,000	588,000
00181 LOCAL PUBLIC SAFETY	49,653,459	52,268,215	53,483,602	53,483,602
00182 SHER FAC TRNG FD	239,313	168,306	215,000	215,000
00183 KERN CO DEPT OF CHILD SUPPORT	20,739,564	21,604,270	22,439,235	22,439,235
00184 AUTOMATED FINGERPRINT FUND	374,178	358,633	359,000	359,000
00186 JUV JUST FAC TEMP CONST	697	610		
00187 EMERGENCY MEDICAL SERVICES FND	2,036,862	2,211,720	1,551,000	1,551,000
00188 AUTOMATED CO WARRANT SYSTEM	68,386	78,789	80,000	80,000
00190 DOMESTIC VIOL PG	166,060	144,589	115,000	115,000
00191 CRIMINAL JUS FACILITIES CONST	3,298,406	3,436,169		2,259,174
00193 COURTHOUSE CONSTRUCTION FUND	70,362	59,087		
00194 RECORDER`S SSN TRUNCATION	182,902	181,502	177,504	177,504
00195 ALCOHOLISM PROG	126,868	115,836	195,800	195,800
00196 ALCOHOL ABUSE EDUCATION/PREV	105,029	98,380	78,000	78,000
00197 DRUG PROGRAM FUND	50,185	35,520	27,000	27,000
00198 RECORDERS MODERNIZATION FUND	668,272	791,734	612,457	612,457
00199 MICROGRAPHIC-RCD	185,838	181,426	177,504	177,504
00220 7TH STANDARD WIDENING PROJECT	598,967	19,373,943	15,000	37,845
00221 2009 COP CAPITAL PROJECTS		10,979,953	12,000	32,328
00222 HAGEMAN ROAD SOG FUND		9,522		

State Controller Schedules
County Budget Act
January 2010

Schedule 5

COUNTY OF KERN
Summary of Additional Financing Sources by
Source and Fund
Governmental Funds
Fiscal Year 2010-11

Description	Actual 2008-09	Actual 2009-10	CAO Recommended 2010-11	Adopted by the Board of Supervisors 2010-11
1	2	3	4	5
00235 TOBACCO SECUR PROCEEDS-CP FUND	3,013,569	43,169	1,298,000	2,560,221
00264 TAX LOSS RESERVE	7,865,169	7,482,155	5,600,000	6,500,000
00266 REDEMPTION SYSTEMS	254,214	229,276	210,000	210,000
00270 ABATEMENT COST	34,699	16,875		
22020 A-C FARM ADV AGRI RESEARCH	9,442	6,085	200	200
22021 ANIMAL CARE DONATIONS	12,745	12,133	10,400	10,400
22023 ANIMAL CARE	1,884	1,051	1,000	1,000
22024 ANIMAL CNTRL-FELINE CARCASSES				
22036 BOARD OF TRADE-ADVERTISING	43,808	52,630	40,000	40,000
22042 GENERAL PLAN ADMIN SURCHARGE	414,521	364,157	450,000	450,000
22045 CO-WIDE CRIME PREV. P.C.1202.5	457	599		
22064 D.A.-LOCAL FORFEITURE TRUST	103,372	119,690	100,000	100,000
22067 HEALTH-LOCAL OPTION	7,014	6,850	20,500	20,500
22068 HLTH-STATE L.U.S.T. PROG	64,202	40,171	200,000	200,000
22069 PUBLIC HEALTH MISCELLANEOUS	(68,885)	87,788	100,022	100,022
22072 HEALTH-FAX DEATH CERTIFICATES	(6,752)	5,529	2,000	2,000
22073 HEALTH-MAA/TCM	02		100,000	100,000
22074 H1N1 PUB HLTH EMERG RESP FUNDS		1,886,610		133,000
22076 CHILD RESTRAINT LOANER PRG	01	25,087	36,783	36,783
22079 D. A. EQUIPMENT/AUTOMATION	17,514	7,836	7,500	7,500
22081 MH-PROP 36 SUB A & CRIME PREV	2,024,906	35,105		
22082 KCIRT	3,046	54		
22085 MENTAL HEALTH SERVICES ACT	23,641,516	21,664,635	24,439,984	24,439,984
22086 MHSA PRUDENT RESERVE	1,234,878	7,865,710		
22087 CRIMINALISTICS LABORATORIES	190,288	143,655	130,000	130,000
22098 PROBATION ASSET FORFEITURE	2,655	3,958	1,000	1,000
22116 HEALTH-NNFP	112,766	102,290	106,898	106,898
22121 TRUCK 21 REPLACEMENT	92,190	158,630	14,000	14,000
22122 FIXED WING AIRCRAFT	7,795	119,141	24,443	24,443
22123 VEHICLE/APPARATUS	15,496	6,971	11,305	11,305
22125 HAZARDOUS WASTE SETTLEMNTS	410,544	170,664	150,000	150,000

State Controller Schedules
County Budget Act
January 2010

Schedule 5

COUNTY OF KERN
Summary of Additional Financing Sources by
Source and Fund
Governmental Funds
Fiscal Year 2010-11

Description	Actual 2008-09	Actual 2009-10	CAO Recommended 2010-11	Adopted by the Board of Supervisors 2010-11
1	2	3	4	5
22126 SHERIFF`S-RURAL CRIME				
22127 SHERIFF`S CAL-ID	918,025	692,715	740,000	740,000
22128 SHERIFF`S CIVIL SUBPOENAS	8,132	(64,330)	3,000	3,000
22129 KNET-SPC ASSET FORFEITURE REV		78,787		
22131 SHERIFF`S DRUG ABUSE GANG DIVR	122,678	12,676	35,000	35,000
22132 SHERIFF`S TRAINING	165,176	185,282	164,500	169,500
22133 SHERIFF-WORK RELEASE	420,193	520,590	430,500	430,500
22137 SHERIFF-STATE FORFEITURE	45,998	95,316	90,000	90,000
22138 SHERIFF`S CIVIL AUTOMATED	159,967	129,580	118,000	118,000
22140 SHERIFFS FIREARMS	7,337	17,767	20,800	20,800
22141 SHERIFF-JUDGEMENT DEBTORS FEE	199,413	186,950	160,000	160,000
22142 SHERIFF`S COMM RESOURCES	3,747	1,525	1,400	1,400
22143 SHERIFF`S VOLUNTEER SERV GRP	6,530	6,828	5,000	5,000
22144 SHER-CONTROLLED SUBTANCE	8,661	1,013,884	3,900	3,900
22153 BKFD PLANNED SEWER #1	10,332	61,937	30,000	30,000
22156 DIVCA LOCAL FRANCHISE FEE		35,941	228,005	228,005
22158 BKFD PLANNED SEWER #2	49,573	5,047	6,117	6,117
22160 SHERIFF`S CAL-MMET	395	219	400	400
22161 HIDTA-STATE ASSET FORFEIT	15,094	15,345	15,900	15,900
22162 CAL-MMET-STATE ASSET FORFEIT	121,082	61,996	36,000	36,000
22163 HIGH TECH EQUIPMENT	116	66	75	75
22164 BKFD PLANNED SEWER #3	90	50	60	60
22166 BKFD PLANNED SEWER #4	1,942	1,082	1,309	1,309
22167 BKFD PLANNED SEWER #5	1,817	9,888	14,494	14,494
22173 CO PLANNED SEWER AREA A	2,212	1,181	1,627	1,627
22176 HEALTH-BIO TERRORISM GRANT	932,009	975,565	1,079,000	1,135,808
22177 CO PLANNED SEWER AREA B	43	24	29	29
22184 CSA #71 SEPTIC ABANDONMENT	62,528	9,483	26,721	26,721
22185 WRAPAROUND SAVINGS	699,999	1,704,096	2,000,000	2,000,000
22187 RECORDERS ELECTRONIC RECORDING	193,450	184,929	177,504	177,504
22188 FIREWORKS VIOLATIONS	25,623	26,353	697	697

State Controller Schedules
County Budget Act
January 2010

Schedule 5

COUNTY OF KERN
Summary of Additional Financing Sources by
Source and Fund
Governmental Funds
Fiscal Year 2010-11

Description	Actual 2008-09	Actual 2009-10	CAO Recommended 2010-11	Adopted by the Board of Supervisors 2010-11
1	2	3	4	5
24024 DA FAMILY - EXCESS REVENUE	11,613	6,473		6,380
24028 D.A.-FEDERAL FORFEITURE	10,589	25,554	1,500	1,500
24038 DA-COURT ORDERED PENALTIES	988,113	82,135	63,881	63,881
24039 HOPST PREPAREDNESS PRGM GRANT	18,576	(3,363)		63,648
24041 EMS WEEK - DONATIONS	3,448	172	910	910
24042 FIRE DEPT DONATIONS	6,755	5,674	1,472	1,472
24043 STATE FIRE	649,131	789,222	46,500	46,500
24044 FIRE-HAZARD REDUCTION	350,027	417,383	2,120	2,120
24047 FIRE-HELICOPTER OPERATIONS	688,148	335,776	23,610	23,610
24050 MOBILE FIRE KITCHEN	546	107	57	57
24057 INMATE WELF-SHER CORRECTION FC	2,275,090	2,680,729	1,980,000	1,980,000
24060 JUVENILE INMATE WELFARE	25,487	28,701	29,200	29,200
24066 KERN CO CHILDREN`S	273,109	295,276	274,270	274,270
24067 KERN CO LIBRARY TRUST FUND	115,173	388,964	96,000	96,000
24087 PUBLICATIONS TRUST FUND	1,792	1,817		
24088 CORE AREA METRO BFLD IMP FEE	(26)	408,967	165,324	165,324
24089 METRO BFLD TRANSPORT IMP FEE	1,920,000	1,299,231	2,168,513	2,168,513
24091 ROSAMOND TRANSPORT IMP FEE	118,321	171,962	361,698	361,698
24094 SOLID WASTE ENFORCEMENT	71,093	230,106	200,000	200,000
24095 BAKERSFIELD MITIGATION	132,641	76,633	164,011	164,011
24096 TEH TRANSP IMPACT FEE CORE	5,039	206	388	388
24097 TEH TRANSP IMPACT FEE NON-CORE	210,431	119,855	210,626	210,626
24105 JAMISON CENTER	12,887	11,047	20,000	20,000
24125 STRONG MOT INSTRUMENTATION	47,791	60,844	26,361	26,361
24126 TOBACCO EDUCATION CONTROL PROG	200,875	184,109	303,500	303,500
24137 VITAL & HEALTH STAT-HEALTH DPT	(81,316)	54,752	59,500	59,500
24138 VITAL & HEALTH STAT-RECORDER	100,645	92,089	98,900	98,900
24139 VITAL & HEALTH STAT-CO. CLERK	1,346	1,417	1,083	1,083
25120 PARCEL MAP IN-LIEU FEES	49,617	18,193	37,050	37,050
26001 ARRA JUSTICE ASSISTANCE		875,464		
26004 KC ARRA ETR		13,389,568	2,254,710	2,254,710

State Controller Schedules
County Budget Act
January 2010

Schedule 5

COUNTY OF KERN
Summary of Additional Financing Sources by
Source and Fund
Governmental Funds
Fiscal Year 2010-11

Description	Actual 2008-09	Actual 2009-10	CAO Recommended 2010-11	Adopted by the Board of Supervisors 2010-11
1	2	3	4	5
26006 ARRA ENERGY STIMULUS GRANT		50,303		3,952,300
26007 ARRA PROBATION ASSISTANCE				810,126
40372 BELLE VISTA EST BOND REDEMPTN	17,541	89	90	90
40381 SW SHAFTER WATER PROJECT	10,813	10,771	10,220	10,220
40390 REXLAND ACRES SEWER IMPRVMNT	3,655,078	246,738	1,500	104,056
40391 REXLAND ACRES SEWER	171,570	181,394	161,684	161,684
TOTAL SUMMARIZATION BY FUND	**$ 1,500,533,130**	**$ 1,530,367,540**	**$ 1,460,421,076**	**$ 1,504,814,617**
Total Transferred From	SCH 6, COL 4	SCH 6, COL 5	SCH 6, COL 6	SCH 6, COL 7
Total Transferred To				SCH 2, COL 4
Summarization Totals Must Equal				Total by Source = Total by Fund

State Controller Schedules
County Budget Act
January 2010

COUNTY OF KERN
Detail of Additional Financing Sources by Fund and Account
Governmental Funds
Fiscal Year 2010-11

Schedule 6

Fund Name	Financing Source Category	Financing Source Account	Actual 2008-09	Actual 2009-10	CAO Recommended 2010-11	Adopted by the Board of Supervisors 2010-11
1	2	3	4	5	6	7
GENERAL FUNDS						
GENERAL						
	CHARGES FOR SERVICES					
		CHARGES FOR CURRENT SERVICES				
		4303 SPECIAL ASSESSMENTS-CURRENT	$ 210,282	$ 213,904	$ 221,000	$ 221,000
		4305 ASSESSMENT & TAX COLL FEES	198,255	200,765	184,000	184,000
		4307 SUPPL ROLL ASSESSMENT FEES	1,473,235	871,471	1,076,902	1,076,902
		4308 SEGREGATION/LIEN REMOVAL FEE	2,834	2,005	2,500	2,500
		4309 REDEMTION INST PLAN FEE	76,380	79,700	70,000	70,000
		4311 TAX DEEDED FEE	15,015	26,309	15,750	15,750
		4312 M/H CLEARANCE CERTIFICATE FEE	980	1,055	900	900
		4315 PROPERTY TAX ADM CHARGES-2557	1,796,074	2,183,008	1,730,744	1,730,744
		4326 AIRCRAFT EXEMPION FEES	595	525		
		4327 SMARA ADMINISTRATION			28,400	28,400
		4335 INVESTMENT FEES	2,498,942	2,713,858	2,817,255	2,817,255
		4350 COMMUNICATION SERVICE	176,234	178,270	159,753	159,753
		4351 KGOV SERVICES-NON COUNTY	56,485	20,054	27,060	27,060
		4370 ELECTION SERVICES	723,432	304,820	500,000	500,000
		4375 ELECTION SERVICES-FILING FEES	33,654	35,877	35,000	35,000
		4410 LEGAL SERVICES	4,174,523	3,948,397	3,995,828	3,995,828
		4430 ENVIRONMENTAL IMPACT REPORTS	1,103,308	1,919,184	4,925,829	4,925,829
		4432 SPECIFIC PLAN SURCHARGE	14,341	18,360	3,100	3,100
		4433 MOBILE HOME PK PLOT PLN REVIEW	525	35	200	200
		4435 NEGATIVE DECLARATION	318,310	121,277	532,140	532,140
		4436 WIND GENERATED PLOT PLN REVIEW	400	1,320	220	220
		4438 PARCEL MAPS	212,786	138,549	233,625	233,625
		4441 MINOR PLAN MODIFICATIONS	6,815	6,140	6,520	6,520
		4442 WILLIAMSON ACT ENFORCEMENT			5,000	5,000
		4444 LANDSCAPING PLOT PLAN REVIEW		50	50	50
		4445 GENERAL PLAN AMENDMENTS	131,414	86,020	115,600	115,600
		4448 CLUSTER COMBING SITE PL RVW	1,013		1,500	1,500
		4449 SPECIAL PLANNING DIST PLN RVW	713	7,870	200	200
		4450 TRACT MAPS	12,496	6,190	14,675	14,675
		4451 FLOOD HAZARD EVALUATION	169,255	133,956	165,000	165,000

COUNTY OF KERN
Detail of Additional Financing Sources by Fund and Account
Governmental Funds
Fiscal Year 2010-11

Fund Name	Financing Source Category	Financing Source Account		Actual 2008-09	Actual 2009-10	CAO Recommended 2010-11	Adopted by the Board of Supervisors 2010-11
1	2	3		4	5	6	7
		4452	STREETS/VACATIONS	11,310	13,055	8,530	8,530
		4454	ALQUIST-PRIOLO EVALUATION	1,870	1,700	3,000	3,000
		4456	DEVELOPMENT AGREEMENT	3,000	9,261	3,000	3,000
		4457	MINING RECLAMATION ASSUR. RVW	34,488	37,153	36,000	36,000
		4458	SURFACE MINE INSPECTION	20,708	24,095	24,000	24,000
		4459	LTR MAP REV/FLOODWAY REV PROC	1,800		900	900
		4460	RESEARCH FEE	6,541	5,581	3,070	3,070
		4465	PLANNING AND ENGINEERING SERV	52,524	90,230	104,210	104,210
		4467	MISCELLANEOUS-BLUE LINE MAPS	33			
		4468	HOUSE NUMBER ASSIGNMENT	8,335	6,780	9,775	9,775
		4469	MINE INT MGMT REVIEW	540	1,300	1,040	1,040
		4470	PROC & FILING FEES (ANNEX)	17,111	7,079	8,000	8,000
		4471	RECORD SURVEY MAPS EXAMS	10,268	4,756	4,800	4,800
		4473	TM/PM-TIME EXT IMPROV AGREEMNT	2,200	1,000	1,800	1,800
		4475	SUBSCRIPTION SERVICE		62	500	500
		4477	LIQUOR LICENSE DETERMINATION	4,000	4,000	3,000	3,000
		4480	APPEALS-ZONING	2,860	5,140	3,920	3,920
		4481	TEMPORARY ANIMAL PERMIT		50		
		4482	AMEND LAND USE CONTRACT	200	425	425	425
		4483	NOTICE OF NON-RENEWAL	2,420	5,040	2,790	2,790
		4485	APPEALS-OTHER	2,301	420	1,260	1,260
		4550	AGRICULTURAL SERVICES	1,485,710	1,406,434	1,426,855	1,426,855
		4565	SMALL CLAIMS ADVISORY SERVICE	16	20	50	50
		4570	CIVIL PROCESS SERVICES	495,411	418,019	431,102	431,102
		4571	CIVIL BENCH WARRANT SERV FEES	4,100	3,100	3,900	3,900
		4590	COURT FEES AND COSTS	47,593	31,703	64,300	64,300
		4591	MISC CIVIL/SMALL CLAIMS FEES	183	111	100	100
		4594	ADM ASSESSMENT-VC 40508.6 A&B		100		
		4595	COURT FEES-TRAFFIC SCHOOLS	2,197,169	2,765,205	2,670,000	2,670,000
		4596	COURT FEES-TRAFFIC SCHOOL ADM	1,817,111	2,073,393	2,070,000	2,070,000
		4597	COURT INSTALLMENT ACCOUNT FEE	40,130	35,787	36,000	36,000
		4598	JAIL-BOOKING CHARGE	1,003,396	705,763	684,900	684,900
		4620	ESTATE FEES	43,157	37,564	9,388	9,388
		4641	IMPOUNDS-LEASH LAW	32,393	35,274	60,000	60,000

State Controller Schedules
County Budget Act
January 2010

COUNTY OF KERN
Detail of Additional Financing Sources by Fund and Account
Governmental Funds
Fiscal Year 2010-11

Schedule 6

Fund Name	Financing Source Category	Financing Source Account		Actual 2008-09	Actual 2009-10	CAO Recommended 2010-11	Adopted by the Board of Supervisors 2010-11
1	2	3		4	5	6	7
		4642	POUND OPER & ADOPTION FEES	353,108	323,874	450,000	450,000
		4660	LAW ENFORCEMENT SERVICES	224,087	213,837	483,178	483,178
		4662	LAW ENFORCEMENT CONTRACT-WASCO	2,912,093	2,938,760	2,952,816	2,952,816
		4663	RIDGECREST JAIL AGREEMENT	243,593	246,195	259,669	259,669
		4664	LAW ENFORCEMENT CONT-MCFARLAND	1,648,718	(1,111,939)	247,000	247,000
		4665	EXTRADITIONS-REIMBURSEMENTS	13,366		2,000	2,000
		4680	RECORDING FEES	2,150,465	1,745,115	1,710,545	1,710,545
		4681	COPY & PROCESS FEES	299,051	643,453	681,761	681,761
		4701	IMPROVMNT PLAN CHECK FINAL MAP		39		
		4702	PARCEL MAP CHECKING FEE	158,526	105,151	150,000	150,000
		4704	IMPRVMNT PLAN CHECK PARCELMAP	30,027	60,918	105,000	105,000
		4705	FINAL MAP CHECKING FEE	4,273	7,660	13,200	13,200
		4706	REVISED PARCEL MAP CHECK FEE		200		
		4707	CODE ENFORCEMENT FEE	225,428	212,999	200,000	200,000
		4720	CHLD HLTH DISAB PREV-PM160	234,206	185,773		213,116
		4721	CLINIC FEES	277,589	343,087	186,008	322,500
		4723	MEDI-CAL CLINIC	220,453	392,407	211,908	348,400
		4726	MEDI-CAL DOT	(7,118)	29,147	20,000	20,000
		4727	MEDI-CAL FAMILY PLANNING	543,467	457,386		181,900
		4731	C.O.L.T. HEALTH SERVICES	128		20,000	20,000
		4735	HEALTH SERVICES-FOOD	306,594	317,383	350,000	350,000
		4737	HEALTH SERVICES-HOUSING	57,099	29,648	35,000	35,000
		4740	HEALTH SERVICES-WATER	364,933	284,188	350,000	350,000
		4745	HEALTH SERVICES-LAND DEVELOPMT	224,147	315,947	300,000	300,000
		4750	HEALTH SERVICES-SOLID WASTE	250,440	29	150,000	150,000
		4751	HEALTH SERVICES-HAZARDOUS WST	254,487	277,993	220,000	220,000
		4755	LABORATORY FEES	1,197,866	838,005	1,246,000	1,246,000
		4760	MEDICAL MARIJUANA PROGRAM	12,167	20,657	14,000	14,000
		4820	CRIPPLED CHILDREN SERV REIMB	3,561	3,100	4,000	4,000
		4822	CCS ENROLLMENT FEES	9,790	9,670	11,682	11,682
		4975	JUVENILE COURT WARDS	408,015	357,839	305,000	305,000
		4982	PRIS STATE REIMB	4,024,475	5,150,055	3,595,400	3,595,400
		4985	FEDERAL PRISONERS	3,415,330	4,907,191	5,656,100	5,656,100
		4990	OTHER REIMBURSEMENTS	735,171	1,044,352	298,985	298,985

State Controller Schedules County Budget Act January 2010	COUNTY OF KERN Detail of Additional Financing Sources by Fund and Account Governmental Funds Fiscal Year 2010-11	Schedule 6

Fund Name	Financing Source Category	Financing Source Account		Actual 2008-09	Actual 2009-10	CAO Recommended 2010-11	Adopted by the Board of Supervisors 2010-11
1	2	3		4	5	6	7
		4992	UNSECURED COLLECTION REIMBURSE	167,112	140,157	120,000	120,000
		4994	TAX SALE CONTACT REIMBURSEMENT	3,350	3,420	3,000	3,000
		4995	REIMBURSE FOR JUVENILE CARE	59,994	67,323	65,000	65,000
		5005	C.Y.A. REIMBURSEMENT	14,726	15,275	12,000	12,000
		5150	LIBRARY SERV-BOOK FINES &DAMGS	340,129	307,377	343,640	343,640
		5180	VEHICLE ENTRY FEES	391,237	337,335	387,990	387,990
		5185	BOAT USAGE FEES-DAILY	155,676	100,675	180,200	180,200
		5195	BOAT USAGE FEES-YEARLY PASS	187,982	169,528	185,700	185,700
		5200	CAMPING AND PICNIC FEES	856,153	790,231	828,740	828,740
		5203	CAMP RESERVATION FEE	36,400	41,489	41,380	41,380
		5205	CONCESSIONS	85,916	26,714	89,600	89,600
		5215	FISHING FEES	79,933		91,970	91,970
		5230	GOLF COURSE SYSTEM FEE		11,430		
		5235	OTHER PARKS & RECREATION FEES	35,866	39,537	41,740	41,740
		5242	OTHER SVCS GOVT-STOCK	20,655			
		5243	OTHER SVCS GOVT-MAILINGS	4,595			
		5244	OTHER SERVICE GOV`T-CUSTODIAL	44,502	35,256	36,300	36,300
		5245	REIMB CHILD RESTRAINT LOANER	14,121	18,865		
		5247	OTH SVC GOV AGENCIES-POSTAGE	182,569	14,038		
		5248	DA-DRUG TEST FEES	350,046	258,995	220,000	220,000
		5249	OTHER SERV-TELEPHONE CHARGES	631,143	743,146	770,236	770,236
		5250	REIMB TX DEEDED LAND SALE FEES	51,450	81,443	52,500	52,500
		5252	INTERNET SERVICES	31,874	100,506	131,466	131,466
		5253	REIMB FOR BODY TRANSPORTATION	2,695	5,875	2,940	2,940
		5255	REIMBURSEMENT FOR BURIAL	20,273	18,845	13,878	13,878
		5256	POSTMORTEM EXAMINATION FEE	500		1,000	1,000
		5257	KGOV SERVICES-COUNTY	8,515	32,998	34,307	34,307
		5260	OTHER SERV FOR GOVTL AGENCIES	12,533,748	13,086,195	16,901,769	16,901,769
		5261	OTHER SVCS GOVT AGCY-NON MAINT	16,570	26,394	29,458	29,458
		5262	OTHER SVCS GOVT AGCY-M&S	13,544	24,486	15,015	15,015
		5268	HAZARDOUS MATERIALS CNTR FEE	2,075,919	2,052,052	2,000,000	2,000,000
		5271	PARCEL CUT & COMBINE FEE	1,080	1,260	935	935
		5273	PROP CHARACTERISTICS FEE	1,766	704	1,750	1,750
		5274	ASSESSMENT INFORMATION FEE	7,975	7,728	7,000	7,000

State Controller Schedules
County Budget Act
January 2010

COUNTY OF KERN
Detail of Additional Financing Sources by Fund and Account
Governmental Funds
Fiscal Year 2010-11

Schedule 6

Fund Name	Financing Source Category	Financing Source Account		Actual 2008-09	Actual 2009-10	CAO Recommended 2010-11	Adopted by the Board of Supervisors 2010-11
1	2	3		4	5	6	7
		5275	PHOTO COPIES	38,048	161,144	23,410	23,410
		5276	APZ INSPECTIONS	4,350			
		5277	OTHER SVC-PRE SORT	3,254	269		
		5278	OTHER SVC-PERMITS	18,460			
		5280	OTHER SERVICES	693,408	3,499,252	3,875,982	3,875,982
		5281	OTHER SVC-SUPPLIES	62,372	1,874		
		5284	SHERIFF-COURT SERVICES	8,459,985	8,014,953	7,978,337	7,978,337
		5285	DATA PROCESSING SERVICES	47,791	40,125	11,158	11,158
		5286	D.A.-NSF CHECK ADMIN FEE	181,041	193,965	263,000	263,000
		5287	D.A.-NSF CHECK DIVERSION FEE	89,310	95,120	93,000	93,000
		5288	WEIGHTS & MEAS N/C TESTING FEE	5,863	6,548	2,000	2,000
		5289	WEIGHTS & MEAS TESTING FEES	2,877	68	1,000	1,000
		5290	WEIGHTS & MEAS DEVISE REG FEES	446,615	451,892	466,459	466,459
		5291	CAFETERIA SERVICES	1,685	1,303	1,700	1,700
		5292	REIMB PROBATION SERVICES	561,610	507,290	449,000	449,000
			TOTAL CHARGES FOR CURRENT SERVICES	**$ 70,597,392**	**$ 72,831,768**	**$ 80,549,178**	**$ 81,217,178**
		CHARGES FOR SERVICES-INTERFUND					
		5301	I/F-COMMUNICATION SERVICES	$ 505,490	$ 422,163	$ 418,789	$ 418,789
		5302	I/F-GENERAL SERVICES	515,099	676,457	599,557	599,557
		5304	I/F-SPEC INVESTIGATIONS UNIT	2,755,206	2,406,495	2,680,584	2,680,584
		5306	I/F-LEGAL SERVICES	2,471,288	2,759,279	2,439,580	2,439,580
		5307	I/F-D.P. TELEPHONE CHARGES	1,703,583	1,944,414	2,024,340	2,024,340
		5308	I/F-DATA PROCESSING SERVICES	699,086	644,902	586,406	586,406
		5310	I/F-ENGINEERING & SURVEY SVCS	2,448,970	1,921,687	1,597,000	1,597,000
		5311	I/F-PURCHASING-STOCK	2,227			
		5312	I/F-ROADS	265,697	324,971	265,000	265,000
		5314	I/F-HLTH PATERNITY OPPORTUNITY	2,280	2,080	1,100	1,100
		5316	I/F-PLANNING/BUILDING INSP.	296,235	218,881	265,000	265,000
		5320	I/F-REIMB COUNTYWIDE COST PLAN	6,799,466	10,903,829	10,280,660	10,280,660
		5326	I/F-COPY AND PROCESS FEES	16,130	15,373	14,369	14,369
		5327	I/F-RECORDING FEES	2,078	08		
		5329	I/F-PRE SORT	2,542	182		
		5331	DEFERRED COMP ADMIN FEES	366,500	375,000	306,344	306,344
		5332	I/F-PERMITS	3,440			

State Controller Schedules
County Budget Act
January 2010

COUNTY OF KERN
Detail of Additional Financing Sources by Fund and Account
Governmental Funds
Fiscal Year 2010-11

Schedule 6

Fund Name	Financing Source Category	Financing Source Account		Actual 2008-09	Actual 2009-10	CAO Recommended 2010-11	Adopted by the Board of Supervisors 2010-11
1	2	3		4	5	6	7
		5334	I/F-INSURANCE PREM REIMB	329,356	336,572	735,540	735,540
		5335	I/F-SUPPLIES	49,658	4,587		
		5336	I/F-INTERFUND REVENUE-OTHER	2,732,154	2,504,915	1,821,355	1,821,355
		5339	I/F-PURCHASING-POSTAGE	147,972	(553)		
		5341	I/F-NON MAINT	40,887	43,572	50,096	50,096
		5342	I/F-M&S	87,393	83,724	101,190	101,190
		5344	I/F-CUSTODIAL	167,786	286,524	321,700	321,700
		5345	I/F-INTERNET SERVICES	126,460	111,112	129,870	129,870
		5346	I/F-KGOV SERVICES	8,710	3,945	330	330
		5347	I/F-REPROGRAPHICS	114,308	2,290	2,000	2,000
		5348	I/F-MAILINGS	9,520			
			TOTAL CHARGES FOR SERVICES-INTERFUND	**$ 22,669,521**	**$ 25,992,409**	**$ 24,640,810**	**$ 24,640,810**
			TOTAL CHARGES FOR SERVICES	**$ 93,266,913**	**$ 98,824,177**	**$ 105,189,988**	**$ 105,857,988**
FINES, FORFEITURES & PENALTIES							
		3455	VEHICLE CODE FINES	$ 1,067,816	$ 1,127,963	$ 1,089,000	$ 1,089,000
		3460	VEHICLE CODE FINES-CO. PORTION	43,765	39,993	39,000	39,000
		3463	RR GRADE CROSSING FINES-30% CO	307	341	3,980	3,980
		3465	JUVENILE TRAFFIC FINES	6,343	2,638	2,500	2,500
		3480	OTHER COURT FINES	3,021,908	3,112,933	3,013,000	3,013,000
		3481	FINES & PENALTIES	1,618,468	1,686,927	1,800,000	1,800,000
		3482	PROOF OF CORRECTION FEE	168,918	161,123	165,000	165,000
		3491	COUNTY-PARKING FINES	266,560	222,817	226,924	226,924
		3505	JUVENILE COURT COSTS	129	33		
		3510	ADULT COURT COSTS & FINES	574	383	300	300
		3520	PESTICIDE FINES-AB 1614	24,450	44,700	21,600	21,600
		3525	COTTON PLOWDOWN FINES			100	100
		3550	FORFEITURES & PENALTIES	391,603	384,035	177,255	177,255
		3560	PENALTIES-PROPERTY TAXES	2,382,017	1,542,219	1,450,000	1,450,000
		3565	PENALTIES-REDEMPTIONS	464,144	277,910	250,000	250,000
		3570	REDEMPTION FEE	193,392	141,564	150,000	150,000
			TOTAL FINES, FORFEITURES & PENALTIES	**$ 9,650,394**	**$ 8,745,579**	**$ 8,388,659**	**$ 8,388,659**
INTERGOVERNMENTAL REVENUES							
	FEDERAL						
		4051	FEDERAL-SOCIAL SERVICES	$	$	$ 198,567	$ 198,567

State Controller Schedules
County Budget Act
January 2010

COUNTY OF KERN
Detail of Additional Financing Sources by Fund and Account
Governmental Funds
Fiscal Year 2010-11

Schedule 6

Fund Name	Financing Source Category	Financing Source Account		Actual 2008-09	Actual 2009-10	CAO Recommended 2010-11	Adopted by the Board of Supervisors 2010-11
1	2	3		4	5	6	7
		4100	FEDERAL-HEALTH-ADMINISTRATION	(395,958)	328,317	461,823	461,823
		4115	FEDERAL-FOREST RESERVE REVENUE	27,800	25,020		
		4127	FEDERAL-TITLE IV-E	8,788,243	8,952,674	9,300,000	9,300,000
		4135	FEDERAL-IN LIEU PAYMENTS	3,099,348	2,386,461	2,344,325	2,344,325
		4140	FEDERAL-OTHER AID	2,638,248	2,874,992	2,651,697	2,651,697
		4150	FED-AID FOR MATRNL&CHILD HLTH	700,237	437,937	559,455	559,455
		4170	FED-AID FOR COMM DEVELMNT PROG	(181,300)			
			TOTAL FEDERAL	**$ 14,676,618**	**$ 15,005,401**	**$ 15,515,867**	**$ 15,515,867**
		OTHER					
		4200	OTHER IN LIEU TAXES	$ 78,443	$ 93,463	$ 7,500	$ 7,500
		4220	OTHER AID FROM GOVTMNTL AGNCS	1,530,647	682,428	468,983	484,583
		4222	OTHER AID-RDA PASS THRU	3,309,593	3,093,088	3,188,132	3,156,250
			TOTAL OTHER	**$ 4,918,683**	**$ 3,868,979**	**$ 3,664,615**	**$ 3,648,333**
		STATE					
		3821	ST AID-MTR VH IN LIEU-RLGNMT	$ 40,142,198	$ 38,019,307	$ 36,596,800	$ 36,596,800
		3837	STATE-AID W&I STABILIZATION	1,996,000	1,996,000	1,996,000	1,996,000
		3838	STATE-AID WELFARE-REALIGNMENT	26,804,158	26,687,937	25,164,129	25,164,129
		3844	STATE-SOCIAL SERVICES	423,118	632,976	539,085	539,085
		3865	STATE AID	39,854	49,660		
		3869	STATE-AID DNA DATA BASE	284,367	319,751	286,581	286,581
		3895	STATE-HEALTH - ADMINISTRATION	8,600,397	6,679,837	8,967,398	8,967,398
		3896	STATE-AID HEALTH-REALIGNMENT	5,656,562	5,472,971	5,010,186	5,010,186
		3906	STATE-AID MENTAL HLT-REALIGNMT	27,695	24,079	24,371	24,371
		3915	STATE-AID FOR AGRICULTURE	2,392,973	2,962,519	2,404,085	2,404,085
		3925	STATE-AID FOR CONSTRUCTION	346,435	2,007,006		
		3932	STATE-AID SUPPL LAW ENFORCEMNT	2,565,968	2,462,927	2,855,263	2,855,263
		3940	STATE-AID FOR VETERANS AFFAIRS	112,015	87,165	101,990	101,990
		3941	STATE-AID VETERANS LIC PLATES	21,305	28,324	18,010	18,010
		3945	STATE-AID HOMEOWNER PROP TX RL	1,422,579	1,457,066	1,375,000	1,361,250
		3951	STATE-AID STATUTORY RAPE-OCJP	453,478	330,607	220,000	220,000
		3953	STATE-OPEN SPACE TAX RELIEF	4,206,210	133		
		3955	STATE-AID FOR OTHER STATE AID	13,619,338	13,417,950	14,457,354	14,457,354
		3958	STATE-STATE PRISONER PROS	951,459	1,117,169	900,000	900,000
		3959	STATE-CSA JPCF PROGRAM	4,223,681	5,329,899	4,392,000	4,392,000

State Controller Schedules
County Budget Act
January 2010

COUNTY OF KERN
Detail of Additional Financing Sources by Fund and Account
Governmental Funds
Fiscal Year 2010-11

Schedule 6

Fund Name	Financing Source Category	Financing Source Account	Actual 2008-09	Actual 2009-10	CAO Recommended 2010-11	Adopted by the Board of Supervisors 2010-11
1	2	3	4	5	6	7
	3964	STATE-AID AUTO INS FRAUD	226,769	307,006	164,606	164,606
	3966	STATE-AID KRN ANTI-DRUG ABUSE	72,464	118,618	543,018	543,018
	3968	STATE-AID DMV AUTO THEFT	510,433	503,828	462,390	462,390
	3969	STATE-AID SPOUSAL ABUSE	15,495			
	3970	STATE-AID FOR DEVICE RPRMN REG	114,300	168,360	136,000	136,000
	3971	STATE-AID WRKRS COMP INS FRAUD	709,112	632,749	548,824	548,824
	3980	STATE-AID FOR COUNTY LIBRARIES	318,852	297,976	292,976	292,976
	3995	STATE-AID MANDATED COST REIMB	624,068	723,690	680,962	680,962
	4026	STATE-AID RURAL CRIME	418,465	678,701	472,716	472,716
	4033	STATE-AID(CHIP)NON-CO HOSP SVC	768			
	4034	STATE-AID(CHIP)EMERGNCY MED SV	604			
	4046	STATE AID-TRIAL COURT FUNDING	2,389,806	2,187,151	2,037,307	2,037,307
		TOTAL STATE	**$ 119,690,926**	**$ 114,701,362**	**$ 110,647,051**	**$ 110,633,301**
		TOTAL INTERGOVERNMENTAL REVENUES	**$ 139,286,227**	**$ 133,575,742**	**$ 129,827,533**	**$ 129,797,501**
LICENSES, PERMITS & FRANCHISES						
	3155	ANIMAL LICENSES	$ 367,699	$ 472,012	$ 650,000	$ 650,000
	3160	BUSINESS LICENSES	59,682	49,605	200,626	200,626
	3276	HOME OCCUPATION PERMIT	3,045	3,400	3,050	3,050
	3281	TEMPORARY PRECISE DEV PLAN	1,950	1,330	1,290	1,290
	3284	LRG FAMILY DAY CARE HOME PRMT	65	160	65	65
	3286	ZONE MODIFICATION	11,535	4,200	18,860	18,860
	3287	VARIANCE TO FLOOD REQUIREMENT	600		600	600
	3288	DETERMINATION OF SIMILAR USE	220			
	3289	COND USE-W/DISCRETIONARY PRMT	8,982	3,950	7,350	7,350
	3292	EXTENSION OF TIME-DIRECTOR	2,160	2,200	1,800	1,800
	3294	CONDITIONAL CERT OF COMPLIANCE	8,235	5,130	10,230	10,230
	3305	ZONE CHANGE	131,548	152,280	129,055	129,055
	3310	CONDITIONAL USE PERMIT	140,770	128,043	139,015	139,015
	3315	VARIANCE	26,704	29,069	41,930	41,930
	3325	PRECISE DEVELOPMENT PLAN	65,689	26,091	77,585	77,585
	3330	OTHER ZONING	72,273	40,622	69,091	69,091
	3335	AGRICULTURAL PRES APPLICATION	8,940	14,665	10,620	10,620
	3340	AGRICULTURAL PRES CANCEL FEE	7,395	2,140	8,470	8,470
	3345	AGRICULTURAL PRES-OTHER	7,410	7,180	8,235	8,235

State Controller Schedules
County Budget Act
January 2010

COUNTY OF KERN
Detail of Additional Financing Sources by Fund and Account
Governmental Funds
Fiscal Year 2010-11

Schedule 6

Fund Name	Financing Source Category	Financing Source Account		Actual 2008-09	Actual 2009-10	CAO Recommended 2010-11	Adopted by the Board of Supervisors 2010-11
1	2	3		4	5	6	7
		3350	FRANCHISES	5,900,546	4,988,794	5,961,175	5,961,175
		3351	FRANCHISES-CABLE	1,690,510	1,312,462	1,807,175	1,807,175
		3360	GUN PERMITS	104,031	115,635	97,817	97,817
		3365	MARRIAGE LICENSES	155,868	155,020	148,900	148,900
		3375	CARDROOM EMPLOYEE PERMITS	191,993	176,952	234,070	234,070
		3384	SOLID WASTE HEALTH PERMITS	566,109	476,816	600,000	600,000
		3385	BINGO LICENSES	700	834	600	600
		3387	AMBULANCE PERMITS	87,192	111,269	97,004	97,004
		3388	FOOD PERMITS	1,413,656	1,413,445	1,400,000	1,400,000
		3389	HOUSING PERMITS	92,464	90,280	90,000	90,000
		3390	OTHER LICENSES & PERMITS	867	1,232	964	964
		3391	EMS CERTIFICATION FEES	47,804	40,406	18,275	18,275
		3392	STAFF DEVELOPMENT EDUCATION FE	1,330		1,450	1,450
		3393	WATER PERMITS	344,215	318,229	350,000	350,000
		3398	STORAGE TANK PERMITS	256,169	246,604	300,000	300,000
		3401	MEDICAL WASTE PERMITS	87,427	95,345	90,000	90,000
		3402	OFFTRACK HORSE RACING FEE	29,617	21,922	30,179	30,179
			TOTAL LICENSES, PERMITS & FRANCHISES	**$ 11,895,400**	**$ 10,507,322**	**$ 12,605,481**	**$ 12,605,481**
	MISCELLANEOUS REVENUES						
		5365	WORK RELEASE PROGRAM	$	$	$ 450,000	$ 450,000
		5370	SALES-OTHER	34,465	76,611	17,890	17,890
		5385	10% REBATE-RESTITUTION PROGRAM	31,946	22,409	24,000	24,000
		5393	REIMB FOR REPAIR & DEMOLITION			50,000	50,000
		5400	JURY/WITNESS FEES FRM CNTY EMP	4,131	72,266	992	992
		5405	GIFTS AND DONATIONS	16,721	14,226	16,010	16,010
		5415	DAMAGE TO COUNTY PROPERTY	1,853	3,164	1,650	1,650
		5420	CASH OVERAGES	4,879	7,030	1,812	1,812
		5425	RETURNED CHECK CHARGE	28,362	21,067	23,889	23,889
		5428	CREDIT CARD FEES	297,349	245,559	300,000	300,000
		5430	MONEY ESCHEATED TO GENERAL FD	274,892	250,870	125,000	125,000
		5435	PURCHASING CARD REBATE	84,255	24,235	60,000	60,000
		5438	RETURNED CHECKS/DEBIT MEMOS	(01)		10	10
		5440	CANCELLED OUTLAWED WARRANTS	18,317	(2,580)	10,000	10,000
		5445	MISCELLANEOUS OTHER REVENUE	18,018,390	2,692,911	3,575,549	3,575,549

State Controller Schedules
County Budget Act
January 2010

COUNTY OF KERN
Detail of Additional Financing Sources by Fund and Account
Governmental Funds
Fiscal Year 2010-11

Schedule 6

Fund Name	Financing Source Category	Financing Source Account		Actual 2008-09	Actual 2009-10	CAO Recommended 2010-11	Adopted by the Board of Supervisors 2010-11
1	2	3		4	5	6	7
		5446	BOARD AGENDA SUBSCRIPTIONS	87	29	29	29
		5450	WORKERS COMP INSURANCE-SAFETY		(01)	663,313	663,313
		5465	FUEL TAX REFUND			400	400
		5730	TRUST FUNDS-OTHER			150	150
		5770	TRUST FUNDS-MISC OTHER		116		
			TOTAL MISCELLANEOUS REVENUES	**$ 18,815,646**	**$ 3,427,912**	**$ 5,320,694**	**$ 5,320,694**
	OTHER FINANCING SOURCES						
		5492	SALES-FIXED ASSETS	$ 237,832	$ 51,902	$ 60,000	$ 60,000
		5497	OFS/OPERATING TRANSFER IN	81,455,683	87,810,476	87,865,787	94,549,267
			TOTAL OTHER FINANCING SOURCES	**$ 81,693,515**	**$ 87,862,378**	**$ 87,925,787**	**$ 94,609,267**
	REV FROM USE OF MONEY & PROP						
		3605	INTEREST ON BANK DEP & INVEST	$ 3,647,518	$ 1,849,357	$ 1,750,000	$ 1,750,000
		3607	INTEREST-TOBACCO ENDOWMENT	3,750,000			
		3615	INTEREST FROM OTHER SOURCES	8,268,957	9,386,723	10,450,000	10,450,000
		3660	VENDING MACHINES	69,507	51,688	59,000	59,000
		3665	PUBLIC TELEPHONE	319	243	100	100
		3667	VIDEO & FILM RENTAL FEE	81,141	64,961	82,000	82,000
		3690	VETERANS HALLS & COMMUNITY BLD	37,946	57,552	55,000	55,000
		3700	COUNTY BUILDING-SPACE RENTALS	382,110	220,871	312,916	312,916
		3710	COUNTY LAND RENTAL	43,407	117,559	85,600	85,600
		3717	AUTO PARKING CONCESSION	65,683	64,393	55,550	55,550
		3750	ROYALTIES - OIL AND GAS	141,474	123,211	150,000	150,000
			TOTAL REV FROM USE OF MONEY & PROP	**$ 16,488,062**	**$ 11,936,558**	**$ 13,000,166**	**$ 13,000,166**
	TAXES CURRENT PROPERTY						
		3005	PROPERTY TAXES-CURRENT SECURED	$ 151,702,677	$ 142,164,776	$ 146,159,999	$ 147,933,145
		3007	SUPPLEMENTAL PROP TAX-CURRENT	3,414,979	1,183,191	2,575,225	2,575,225
		3010	PROPERTY TAXES-CURRENT UNSEC	5,635,951	6,526,236	5,794,179	5,736,237
		3014	PROP TAX-CURRENT UNSEC SUPPL	216,787	156,989	225,176	225,176
			TOTAL TAXES CURRENT PROPERTY	**$ 160,970,394**	**$ 150,031,192**	**$ 154,754,579**	**$ 156,469,783**
	TAXES OTHER THAN CURRENT PROP						
		3015	PROPERTY TAXES-PRIOR SECURED	$ 133,163	$ 362	$ 1,000	$ 1,000
		3017	SUPPLEMENTAL PROP TAX-PRIOR	1,970,620	722,193	750,000	750,000

State Controller Schedules
County Budget Act
January 2010

COUNTY OF KERN
Detail of Additional Financing Sources by Fund and Account
Governmental Funds
Fiscal Year 2010-11

Schedule 6

Fund Name	Financing Source Category	Financing Source Account	Actual 2008-09	Actual 2009-10	CAO Recommended 2010-11	Adopted by the Board of Supervisors 2010-11
1	2	3	4	5	6	7
	3025	PROPERTY TAXES-PRIOR UNSECURED	(32,038)	(56,189)	(50,000)	(50,000)
	3050	SALES AND USE TAX	30,206,662	23,511,128	20,000,000	20,000,000
	3051	SALES TAX IN LIEU - PROP TX	10,294,852	9,902,898	9,372,693	9,372,693
	3060	VLF TAX IN LIEU - PROP TX	91,736,896	85,897,340	85,315,313	90,000,000
	3070	TIMBER YEILD TAX	1,478	588	1,250	1,250
	3080	AIRCRAFT TAX	232,340	200,513	225,000	225,000
	3085	TRANSIENT MOTEL TAX	1,676,194	1,346,009	1,244,390	1,244,390
	3090	REAL PROPERTY TRANSFER TAX	2,406,811	2,422,796	2,678,912	2,678,912
	3093	HAZARDOUS WASTE FACILITIES TAX	853,939	709,821	789,450	789,450
	3095	LIVESTOCK HEAD TAX	862	349		
		TOTAL TAXES OTHER THAN CURRENT PROP	**$ 139,481,779**	**$ 124,657,808**	**$ 120,328,008**	**$ 125,012,695**
TOTAL GENERAL			**$ 671,548,330**	**$ 629,568,668**	**$ 637,340,895**	**$ 651,062,234**
FISCAL STABILITY FUND						
	OTHER FINANCING SOURCES					
	5497	OFS/OPERATING TRANSFER IN	$	$	24,670,895 $	$ 18,000,000
		TOTAL OTHER FINANCING SOURCES	**$**	**$**	**24,670,895 $**	**$ 18,000,000**
TOTAL FISCAL STABILITY FUND			**$**	**$**	**24,670,895 $**	**$ 18,000,000**
TAX LOSS RESERVE						
	FINES, FORFEITURES & PENALTIES					
	3560	PENALTIES-PROPERTY TAXES	$ 2,605,077	$ 2,075,240	$ 600,000	$ 2,000,000
	3565	PENALTIES-REDEMPTIONS	5,260,092	5,406,915	5,000,000	4,500,000
		TOTAL FINES, FORFEITURES & PENALTIES	**$ 7,865,169**	**$ 7,482,155**	**$ 5,600,000**	**$ 6,500,000**
TOTAL TAX LOSS RESERVE			**$ 7,865,169**	**$ 7,482,155**	**$ 5,600,000**	**$ 6,500,000**
TOTAL GENERAL FUNDS FINANCING SOURCES			**$ 679,413,499**	**$ 661,721,718**	**$ 642,940,895**	**$ 675,562,234**
SPECIAL REVENUE FUNDS						
ROAD						
	CHARGES FOR SERVICES					

State Controller Schedules
County Budget Act
January 2010

COUNTY OF KERN
Detail of Additional Financing Sources by Fund and Account
Governmental Funds
Fiscal Year 2010-11

Schedule 6

Fund Name	Financing Source Category	Financing Source Account	Actual 2008-09	Actual 2009-10	CAO Recommended 2010-11	Adopted by the Board of Supervisors 2010-11
1	2	3	4	5	6	7
		CHARGES FOR CURRENT SERVICES				
		4700 ROAD AND STREET SERVICES	$ 34,079	$ 64,906	$	$
		4701 IMPROVMNT PLAN CHECK FINAL MAP	17,585			
		4704 IMPRVMNT PLAN CHECK PARCELMAP	1,575	10,000		
		5260 OTHER SERV FOR GOVTL AGENCIES	4,278,737	3,701,084	2,800,000	2,800,000
		TOTAL CHARGES FOR CURRENT SERVICES	**$ 4,331,976**	**$ 3,775,990**	**$ 2,800,000**	**$ 2,800,000**
		CHARGES FOR SERVICES-INTERFUND				
		5312 I/F-ROADS	$ 770,936	$ 868,746	$ 888,000	$ 888,000
		TOTAL CHARGES FOR SERVICES-INTERFUND	**$ 770,936**	**$ 868,746**	**$ 888,000**	**$ 888,000**
		TOTAL CHARGES FOR SERVICES	**$ 5,102,912**	**$ 4,644,736**	**$ 3,688,000**	**$ 3,688,000**
	INTERGOVERNMENTAL REVENUES					
		FEDERAL				
		4105 FEDERAL-AID FOR CONSTRUCTION	$ 11,203,978	$ 8,186,493	$ 21,920,212	$ 21,920,212
		4115 FEDERAL-FOREST RESERVE REVENUE	157,533	141,780	157,500	157,500
		TOTAL FEDERAL	**$ 11,361,511**	**$ 8,328,273**	**$ 22,077,712**	**$ 22,077,712**
		STATE				
		3815 STATE-HIGHWAY USERS TAX	$ 8,777,743	$ 8,128,154	$ 8,900,000	$ 8,900,000
		3816 STATE-AID GAS TAX-2105	4,575,670	4,216,624	4,600,000	4,600,000
		3925 STATE-AID FOR CONSTRUCTION	10,077,076	21,685,740	8,295,319	8,295,319
		3926 STATE-AID CONSTRUCTION-MATCH	100,000	100,000	100,000	100,000
		3927 STATE-AID CONSTRUCTION-EXCHNGE	305,044	305,044	305,044	305,044
		TOTAL STATE	**$ 23,835,533**	**$ 34,435,562**	**$ 22,200,363**	**$ 22,200,363**
		TOTAL INTERGOVERNMENTAL REVENUES	**$ 35,197,044**	**$ 42,763,835**	**$ 44,278,075**	**$ 44,278,075**
	MISCELLANEOUS REVENUES					
		5370 SALES-OTHER	$ 4,326	$ 4,457	$ 1,000	$ 1,000
		5400 JURY/WITNESS FEES FRM CNTY EMP	167	19	500	500
		5415 DAMAGE TO COUNTY PROPERTY	10,994	9,544	5,000	5,000
		5440 CANCELLED OUTLAWED WARRANTS	725	40		
		5445 MISCELLANEOUS OTHER REVENUE	(1,863,660)	101,884		
		TOTAL MISCELLANEOUS REVENUES	**$ (1,847,448)**	**$ 115,944**	**$ 6,500**	**$ 6,500**
	OTHER FINANCING SOURCES					
		5492 SALES-FIXED ASSETS	$ 51,278	$ 39,918	$ 20,000	$ 20,000
		5493 OTHER FINANCING SRCE-PROCEEDS	4,296,563	310,121		

State Controller Schedules
County Budget Act
January 2010

COUNTY OF KERN
Detail of Additional Financing Sources by Fund and Account
Governmental Funds
Fiscal Year 2010-11

Schedule 6

Fund Name	Financing Source Category	Financing Source Account	Actual 2008-09	Actual 2009-10	CAO Recommended 2010-11	Adopted by the Board of Supervisors 2010-11
1	2	3	4	5	6	7
		5497 OFS/OPERATING TRANSFER IN	1,768,899	3,835,368	1,383,147	1,468,218
		5503 OFS - COUNTY CONTRIBUTION	9,629,675	7,623,556	5,665,832	5,969,277
		TOTAL OTHER FINANCING SOURCES	**$ 15,746,415**	**$ 11,808,963**	**$ 7,068,979**	**$ 7,457,495**
	REV FROM USE OF MONEY & PROP					
		3605 INTEREST ON BANK DEP & INVEST	$ 400,825	$ 252,493	$ 200,000	$ 200,000
		3615 INTEREST FROM OTHER SOURCES		3,598		
		TOTAL REV FROM USE OF MONEY & PROP	**$ 400,825**	**$ 256,091**	**$ 200,000**	**$ 200,000**
	TAXES OTHER THAN CURRENT PROP					
		3055 SALES AND USE TAX-LOCAL TRANSP	$ 2,742,930	$	$ 379,900	$ 379,900
		TOTAL TAXES OTHER THAN CURRENT PROP	**$ 2,742,930**	**$**	**$ 379,900**	**$ 379,900**
TOTAL ROAD			**$ 57,342,678**	**$ 59,589,569**	**$ 55,621,454**	**$ 56,009,970**
STRUCTURAL FIRE						
	CHARGES FOR SERVICES					
		CHARGES FOR CURRENT SERVICES				
		4303 SPECIAL ASSESSMENTS-CURRENT	$ (6)	$ (5)	$	
		4990 OTHER REIMBURSEMENTS	(913)	15,345		
		5254 FIRE COSTS REIMBURSEMENTS	10,627,182	4,785,006	5,162,500	5,162,500
		5260 OTHER SERV FOR GOVTL AGENCIES	4,570,858	4,578,019	4,910,090	4,910,090
		5265 FIRE PROT SVC STATE OF CALIF	11,183,613	13,907,379	11,781,199	11,781,199
		5275 PHOTO COPIES	1,446	1,532	1,000	1,000
		5280 OTHER SERVICES	(298,257)	19,316	25,000	25,000
		TOTAL CHARGES FOR CURRENT SERVICES	**$ 26,083,923**	**$ 23,306,592**	**$ 21,879,789**	**$ 21,879,789**
		CHARGES FOR SERVICES-INTERFUND				
		5328 I/F-VEHICLE SERVICE REIMB	$ 1,282,407	$ 1,216,855	$ 1,254,000	$ 1,254,000
		5336 I/F-INTERFUND REVENUE-OTHER	91	617		
		TOTAL CHARGES FOR SERVICES-INTERFUND	**$ 1,282,498**	**$ 1,217,472**	**$ 1,254,000**	**$ 1,254,000**
		TOTAL CHARGES FOR SERVICES	**$ 27,366,421**	**$ 24,524,064**	**$ 23,133,789**	**$ 23,133,789**
	FINES, FORFEITURES & PENALTIES					
		3550 FORFEITURES & PENALTIES	$ 22,000	$	$ 30,000	$ 30,000
		3565 PENALTIES-REDEMPTIONS	135,595	75,844	50,000	50,000
		TOTAL FINES, FORFEITURES & PENALTIES	**$ 157,595**	**$ 75,844**	**$ 80,000**	**$ 80,000**
	INTERGOVERNMENTAL REVENUES					

State Controller Schedules
County Budget Act
January 2010

COUNTY OF KERN
Detail of Additional Financing Sources by Fund and Account
Governmental Funds
Fiscal Year 2010-11

Schedule 6

Fund Name	Financing Source Category	Financing Source Account		Actual 2008-09	Actual 2009-10	CAO Recommended 2010-11	Adopted by the Board of Supervisors 2010-11
1	2	3		4	5	6	7
		FEDERAL					
		4115	FEDERAL-FOREST RESERVE REVENUE	$ 27,800	$ 25,020	$	$
		4140	FEDERAL-OTHER AID	541,499	4,766,221	267,843	267,843
			TOTAL FEDERAL	**$ 569,299**	**$ 4,791,241**	**$ 267,843**	**$ 267,843**
		OTHER					
		4200	OTHER IN LIEU TAXES	$ 13,228	$ 17,572	$	$
		4222	OTHER AID-RDA PASS THRU	678,185	630,538	606,413	632,295
			TOTAL OTHER	**$ 691,413**	**$ 648,110**	**$ 606,413**	**$ 632,295**
		STATE					
		3945	STATE-AID HOMEOWNER PROP TX RL	$ 647,548	$ 664,842	$ 608,000	$ 658,193
		3955	STATE-AID FOR OTHER STATE AID	34,200	55,783		
			TOTAL STATE	**$ 681,748**	**$ 720,625**	**$ 608,000**	**$ 658,193**
			TOTAL INTERGOVERNMENTAL REVENUES	**$ 1,942,460**	**$ 6,159,976**	**$ 1,482,256**	**$ 1,558,331**
	LICENSES, PERMITS & FRANCHISES						
		3160	BUSINESS LICENSES	$ 304,176	$ 239,430	$ 320,661	$ 320,661
			TOTAL LICENSES, PERMITS & FRANCHISES	**$ 304,176**	**$ 239,430**	**$ 320,661**	**$ 320,661**
	MISCELLANEOUS REVENUES						
		5400	JURY/WITNESS FEES FRM CNTY EMP	$ 6,186	$ 3,165	$ 2,450	$ 2,450
		5405	GIFTS AND DONATIONS	3,633			
		5415	DAMAGE TO COUNTY PROPERTY	2,290			
		5440	CANCELLED OUTLAWED WARRANTS	505	699		
		5445	MISCELLANEOUS OTHER REVENUE	1,116,310	45,107		
		5450	WORKERS COMP INSURANCE-SAFETY			350,000	350,000
		5465	FUEL TAX REFUND	870	631		
			TOTAL MISCELLANEOUS REVENUES	**$ 1,129,794**	**$ 49,602**	**$ 352,450**	**$ 352,450**
	OTHER FINANCING SOURCES						
		5497	OFS/OPERATING TRANSFER IN	$ 6,542,595	$ 5,803,423	$ 6,176,443	$ 6,176,443
		5503	OFS - COUNTY CONTRIBUTION	20,941,847	15,742,282	14,438,608	13,108,507
			TOTAL OTHER FINANCING SOURCES	**$ 27,484,442**	**$ 21,545,705**	**$ 20,615,051**	**$ 19,284,950**
	REV FROM USE OF MONEY & PROP						
		3605	INTEREST ON BANK DEP & INVEST	$ (145,686)	$ (33,915)	$ 40,000	$ 40,000
		3615	INTEREST FROM OTHER SOURCES	56,228	(9,874)		

State Controller Schedules
County Budget Act
January 2010

COUNTY OF KERN
Detail of Additional Financing Sources by Fund and Account
Governmental Funds
Fiscal Year 2010-11

Schedule 6

Fund Name	Financing Source Category	Financing Source Account	Actual 2008-09	Actual 2009-10	CAO Recommended 2010-11	Adopted by the Board of Supervisors 2010-11
1	2	3	4	5	6	7
		TOTAL REV FROM USE OF MONEY & PROP	**$ (89,458)**	**$ (43,789)**	**$ 40,000**	**$ 40,000**
	TAXES CURRENT PROPERTY					
	3005	PROPERTY TAXES-CURRENT SECURED	$ 68,215,890	$ 63,529,111	$ 66,398,260	$ 68,037,720
	3007	SUPPLEMENTAL PROP TAX-CURRENT	998,051	318,201	675,456	675,456
	3010	PROPERTY TAXES-CURRENT UNSEC	2,577,659	2,990,641	2,253,937	2,641,790
	3014	PROP TAX-CURRENT UNSEC SUPPL	61,632	44,730	61,632	61,632
		TOTAL TAXES CURRENT PROPERTY	**$ 71,853,232**	**$ 66,882,683**	**$ 69,389,285**	**$ 71,416,598**
	TAXES OTHER THAN CURRENT PROP					
	3015	PROPERTY TAXES-PRIOR SECURED	$ 61,673	$ 5,067	$	$
	3017	SUPPLEMENTAL PROP TAX-PRIOR	564,734	210,142	50,000	50,000
	3025	PROPERTY TAXES-PRIOR UNSECURED	(14,671)	(25,430)		
	3070	TIMBER YEILD TAX	375	149		
		TOTAL TAXES OTHER THAN CURRENT PROP	**$ 612,111**	**$ 189,928**	**$ 50,000**	**$ 50,000**
TOTAL STRUCTURAL FIRE			**$ 130,760,773**	**$ 119,623,443**	**$ 115,463,492**	**$ 116,236,779**
BUILDING INSPECTION						
	CHARGES FOR SERVICES					
		CHARGES FOR CURRENT SERVICES				
	5260	OTHER SERV FOR GOVTL AGENCIES	$ 15	$	$	
		TOTAL CHARGES FOR SERVICES	**$ 15**	**$**	**$**	
	LICENSES, PERMITS & FRANCHISES					
	3160	BUSINESS LICENSES	$ 5,145	$ 4,335	$ 4,000	$ 4,000
	3200	BUILDING PERMITS	3,089,977	3,083,686	2,530,711	2,530,711
		TOTAL LICENSES, PERMITS & FRANCHISES	**$ 3,095,122**	**$ 3,088,021**	**$ 2,534,711**	**$ 2,534,711**
	MISCELLANEOUS REVENUES					
	5400	JURY/WITNESS FEES FRM CNTY EMP	$ 300	$ 150	$ 150	$ 150
	5415	DAMAGE TO COUNTY PROPERTY		661	500	500
	5425	RETURNED CHECK CHARGE	630	315	360	360
	5440	CANCELLED OUTLAWED WARRANTS		100		
	5445	MISCELLANEOUS OTHER REVENUE	(2,559)	32,999	960	960
		TOTAL MISCELLANEOUS REVENUES	**$ (1,629)**	**$ 34,225**	**$ 1,970**	**$ 1,970**
	OTHER FINANCING SOURCES					

State Controller Schedules
County Budget Act
January 2010

COUNTY OF KERN
Detail of Additional Financing Sources by Fund and Account
Governmental Funds
Fiscal Year 2010-11

Schedule 6

Fund Name	Financing Source Category	Financing Source Account	Actual 2008-09	Actual 2009-10	CAO Recommended 2010-11	Adopted by the Board of Supervisors 2010-11
1	2	3	4	5	6	7
		5497 OFS/OPERATING TRANSFER IN	$ 717	$	$	$
		TOTAL OTHER FINANCING SOURCES	**$ 717**	**$**	**$**	**$**
	REV FROM USE OF MONEY & PROP					
		3605 INTEREST ON BANK DEP & INVEST	$ 220,435	$ 91,226	$ 120,000	$ 120,000
		TOTAL REV FROM USE OF MONEY & PROP	**$ 220,435**	**$ 91,226**	**$ 120,000**	**$ 120,000**
TOTAL BUILDING INSPECTION			**$ 3,314,660**	**$ 3,213,472**	**$ 2,656,681**	**$ 2,656,681**
DEPT OF HUMAN SERVICES-ADMIN.						
	CHARGES FOR SERVICES					
		CHARGES FOR CURRENT SERVICES				
		5275 PHOTO COPIES	$ 2,158	$ 2,992	$ 3,979	$ 3,979
		TOTAL CHARGES FOR CURRENT SERVICES	**$ 2,158**	**$ 2,992**	**$ 3,979**	**$ 3,979**
		CHARGES FOR SERVICES-INTERFUND				
		5336 I/F-INTERFUND REVENUE-OTHER	$ 235,598	$ 214,158	$ 177,368	$ 177,368
		TOTAL CHARGES FOR SERVICES-INTERFUND	**$ 235,598**	**$ 214,158**	**$ 177,368**	**$ 177,368**
	TOTAL CHARGES FOR SERVICES		**$ 237,756**	**$ 217,150**	**$ 181,347**	**$ 181,347**
	INTERGOVERNMENTAL REVENUES					
		FEDERAL				
		4050 FEDERAL-PUBLIC ASSISTANCE-ADM	$ 70,618,813	$ 73,173,307	$ 73,844,483	$ 73,844,483
		4051 FEDERAL-SOCIAL SERVICES	28,207,839	29,371,742	26,569,759	26,569,759
		4110 FEDERAL-AID FOR DISASTER		2,443		
		4175 FEDERAL ARRA (STIMULUS)		954,595	2,290,631	2,290,631
		TOTAL FEDERAL	**$ 98,826,652**	**$ 103,502,087**	**$ 102,704,873**	**$ 102,704,873**
		STATE				
		3838 STATE-AID WELFARE-REALIGNMENT	$ (309,325)	$	$	$
		3840 STATE-PUBLIC ASSISTANCE-ADMIN	32,441,177	38,083,524	32,767,093	32,767,093
		3844 STATE-SOCIAL SERVICES	19,274,927	21,058,233	20,051,767	20,051,767
		3955 STATE-AID FOR OTHER STATE AID	5,457			
		TOTAL STATE	**$ 51,412,236**	**$ 59,141,757**	**$ 52,818,860**	**$ 52,818,860**
	TOTAL INTERGOVERNMENTAL REVENUES		**$ 150,238,888**	**$ 162,643,844**	**$ 155,523,733**	**$ 155,523,733**
	MISCELLANEOUS REVENUES					
		5400 JURY/WITNESS FEES FRM CNTY EMP	$ 1,673	$ 2,062	$ 2,524	$ 2,524
		5420 CASH OVERAGES	149	66		

State Controller Schedules
County Budget Act
January 2010

COUNTY OF KERN
Detail of Additional Financing Sources by Fund and Account
Governmental Funds
Fiscal Year 2010-11

Schedule 6

Fund Name	Financing Source Category	Financing Source Account	Actual 2008-09	Actual 2009-10	CAO Recommended 2010-11	Adopted by the Board of Supervisors 2010-11
1	2	3	4	5	6	7
		5425 RETURNED CHECK CHARGE	310	190	240	240
		5440 CANCELLED OUTLAWED WARRANTS	6,415	(10,479)	(1,110)	(1,110)
		5445 MISCELLANEOUS OTHER REVENUE	208,043	104,704	90,464	90,464
		TOTAL MISCELLANEOUS REVENUES	**$ 216,590**	**$ 96,543**	**$ 92,118**	**$ 92,118**
	OTHER FINANCING SOURCES					
		5497 OFS/OPERATING TRANSFER IN	$ 311,083	$ 1,062	$	$
		5501 OFS/CO CONTRI/REALIGNMENT	8,187,518	1,209,535	1,016,650	1,016,650
		5503 OFS - COUNTY CONTRIBUTION	11,380,451	17,191,496	15,913,226	16,765,488
		TOTAL OTHER FINANCING SOURCES	**$ 19,879,052**	**$ 18,402,093**	**$ 16,929,876**	**$ 17,782,138**
	REV FROM USE OF MONEY & PROP					
		3605 INTEREST ON BANK DEP & INVEST	$ 171,725	$ 150,060	$ 171,511	$ 171,511
		3660 VENDING MACHINES	375	340	359	359
		TOTAL REV FROM USE OF MONEY & PROP	**$ 172,100**	**$ 150,400**	**$ 171,870**	**$ 171,870**
TOTAL DEPT OF HUMAN SERVICES-ADMIN.			**$ 170,744,386**	**$ 181,510,030**	**$ 172,898,944**	**$ 173,751,206**
HUMAN SERVICES-DIRECT FIN AID						
	INTERGOVERNMENTAL REVENUES					
		FEDERAL				
		4055 FEDERAL-AID FOR CHILDREN	$ 80,620,080	$ 100,375,591	$ 96,215,185	$ 96,215,185
		4175 FEDERAL ARRA (STIMULUS)		1,915,489	270,222	270,222
		TOTAL FEDERAL	**$ 80,620,080**	**$ 102,291,080**	**$ 96,485,407**	**$ 96,485,407**
		STATE				
		3838 STATE-AID WELFARE-REALIGNMENT	$ (416,775)	$	$	$
		3860 STATE-AID FOR CHILDREN	79,929,353	73,526,050	91,048,367	91,048,367
		TOTAL STATE	**$ 79,512,578**	**$ 73,526,050**	**$ 91,048,367**	**$ 91,048,367**
		TOTAL INTERGOVERNMENTAL REVENUES	**$ 160,132,658**	**$ 175,817,130**	**$ 187,533,774**	**$ 187,533,774**
	MISCELLANEOUS REVENUES					
		5440 CANCELLED OUTLAWED WARRANTS	$ 294	$	$	$
		5441 WELFARE REPAYMENTS	2,601,640	2,564,883	2,041,810	2,041,810
		5443 WELFARE FORGERY RECOVERY	1,278	533	852	852
		TOTAL MISCELLANEOUS REVENUES	**$ 2,603,212**	**$ 2,565,416**	**$ 2,042,662**	**$ 2,042,662**
	OTHER FINANCING SOURCES					
		5497 OFS/OPERATING TRANSFER IN	$ 697,557	$ 2,249,232	$ 2,000,000	$ 2,000,000

State Controller Schedules
County Budget Act
January 2010

COUNTY OF KERN
Detail of Additional Financing Sources by Fund and Account
Governmental Funds
Fiscal Year 2010-11

Schedule 6

Fund Name	Financing Source Category	Financing Source Account		Actual 2008-09	Actual 2009-10	CAO Recommended 2010-11	Adopted by the Board of Supervisors 2010-11
1	2	3		4	5	6	7
		5501	OFS/CO CONTRI/REALIGNMENT	9,441,467	16,062,733	15,146,858	15,146,858
		5503	OFS - COUNTY CONTRIBUTION	15,142,064	7,880,100	19,296,693	19,296,693
			TOTAL OTHER FINANCING SOURCES	**$ 25,281,088**	**$ 26,192,065**	**$ 36,443,551**	**$ 36,443,551**
TOTAL HUMAN SERVICES-DIRECT FIN AID				**$ 188,016,958**	**$ 204,574,611**	**$ 226,019,987**	**$ 226,019,987**
MENTAL HEALTH FUND							
	CHARGES FOR SERVICES						
		CHARGES FOR CURRENT SERVICES					
		4725	MEDICAL RECORDS AND REPORT FEE	$ 281	$ 1,067	$ 120	$ 120
		4800	MENTAL HEALTH SERVICES	94,361	92,239	120,000	120,000
		4801	MH-D.U.I. ADM FEES	134,489	143,130	128,000	128,000
		4802	MH-P.C. 1000 ADM FEES	4,598	3,734	10,000	10,000
		4803	MH - METH ADM FEES	307,770	179,367	108,000	108,000
		4805	MH-SUBSTANCE ABUSE DIVERSION	2,714	3,154	4,000	4,000
		4955	MEDI-CAL PATIENT FEES	33,008,485	23,756,923	25,621,274	25,621,274
		4960	M.H. CONSERVATOR PARTIAL REIMB	280,231	296,772	180,000	180,000
		4990	OTHER REIMBURSEMENTS	388,777	2,000		
			TOTAL CHARGES FOR CURRENT SERVICES	**$ 34,221,706**	**$ 24,478,386**	**$ 26,171,394**	**$ 26,171,394**
		CHARGES FOR SERVICES-INTERFUND					
		5303	I/F-CALWORKS REIMBURSEMENT	$ 2,888,130	$ 2,104,598	$ 2,909,979	$ 2,909,979
		5336	I/F-INTERFUND REVENUE-OTHER	421,585	503,897	534,930	534,930
			TOTAL CHARGES FOR SERVICES-INTERFUND	**$ 3,309,715**	**$ 2,608,495**	**$ 3,444,909**	**$ 3,444,909**
			TOTAL CHARGES FOR SERVICES	**$ 37,531,421**	**$ 27,086,881**	**$ 29,616,303**	**$ 29,616,303**
	INTERGOVERNMENTAL REVENUES						
		FEDERAL					
		4175	FEDERAL ARRA (STIMULUS)	$	$ 9,529,196	$ 7,752,141	$ 7,752,141
			TOTAL FEDERAL	**$**	**$ 9,529,196**	**$ 7,752,141**	**$ 7,752,141**
		STATE					
		3905	STATE-AID FOR MENTAL HEALTH	$ 19,916,968	$ 20,305,279	$ 17,305,166	$ 17,305,166
		3907	STATE-AID M.H. MANAGED CARE	8,107,130	3,874,925	3,874,925	3,874,925
		3908	STATE-AID FOR CONTINUING CARE	82,507	70,813	52,120	52,120
		3995	STATE-AID MANDATED COST REIMB	1,541,896	1,114,526	1,500,000	1,500,000
			TOTAL STATE	**$ 29,648,501**	**$ 25,365,543**	**$ 22,732,211**	**$ 22,732,211**
			TOTAL INTERGOVERNMENTAL REVENUES	**$ 29,648,501**	**$ 34,894,739**	**$ 30,484,352**	**$ 30,484,352**

State Controller Schedules
County Budget Act
January 2010

COUNTY OF KERN
Detail of Additional Financing Sources by Fund and Account
Governmental Funds
Fiscal Year 2010-11

Schedule 6

Fund Name	Financing Source Category	Financing Source Account	Actual 2008-09	Actual 2009-10	CAO Recommended 2010-11	Adopted by the Board of Supervisors 2010-11
1	2	3	4	5	6	7
	MISCELLANEOUS REVENUES					
		5394 REIMBURSEMENT FROM CLIENTS	$	$ (01)	$ 290	$ 290
		5400 JURY/WITNESS FEES FRM CNTY EMP	150		246	246
		5440 CANCELLED OUTLAWED WARRANTS	2,823	1,597		
		5445 MISCELLANEOUS OTHER REVENUE	86,028	145,812	238,579	238,579
		TOTAL MISCELLANEOUS REVENUES	**$ 89,001**	**$ 147,408**	**$ 239,115**	**$ 239,115**
	OTHER FINANCING SOURCES					
		5497 OFS/OPERATING TRANSFER IN	$ 20,467,127	$ 19,765,412	$ 24,604,890	$ 24,608,039
		5501 OFS/CO CONTRI/REALIGNMENT	22,291,600	20,891,753	20,500,000	20,500,000
		5503 OFS - COUNTY CONTRIBUTION	900,988	1,100,988	1,096,041	1,096,041
		TOTAL OTHER FINANCING SOURCES	**$ 43,659,715**	**$ 41,758,153**	**$ 46,200,931**	**$ 46,204,080**
	REV FROM USE OF MONEY & PROP					
		3605 INTEREST ON BANK DEP & INVEST	$ 250,625	$ 155,381	$ 250,000	$ 250,000
		TOTAL REV FROM USE OF MONEY & PROP	**$ 250,625**	**$ 155,381**	**$ 250,000**	**$ 250,000**
TOTAL MENTAL HEALTH FUND			**$ 111,179,263**	**$ 104,042,562**	**$ 106,790,701**	**$ 106,793,850**
AGING AND ADULT SERVICES						
	CHARGES FOR SERVICES					
		CHARGES FOR CURRENT SERVICES				
		4620 ESTATE FEES	$ 280,814	$ 179,135	$ 160,447	$ 160,447
		TOTAL CHARGES FOR CURRENT SERVICES	**$ 280,814**	**$ 179,135**	**$ 160,447**	**$ 160,447**
		CHARGES FOR SERVICES-INTERFUND				
		5336 I/F-INTERFUND REVENUE-OTHER	$ 1,030,063	$ 995,769	$ 1,110,551	$ 1,110,551
		TOTAL CHARGES FOR SERVICES-INTERFUND	**$ 1,030,063**	**$ 995,769**	**$ 1,110,551**	**$ 1,110,551**
	TOTAL CHARGES FOR SERVICES		**$ 1,310,877**	**$ 1,174,904**	**$ 1,270,998**	**$ 1,270,998**
	INTERGOVERNMENTAL REVENUES					
		FEDERAL				
		4051 FEDERAL-SOCIAL SERVICES	$ 2,551,769	$ 2,843,872	$ 2,902,943	$ 2,902,943
		4096 FEDERAL-AID FOR ELDERLY	2,094,813	2,200,735	2,107,042	2,107,042
		4097 FEDERAL-AID USDA	265,214	321,183	282,541	282,541
		4140 FEDERAL-OTHER AID		109,053	77,715	77,715
		TOTAL FEDERAL	**$ 4,911,796**	**$ 5,474,843**	**$ 5,370,241**	**$ 5,370,241**
		STATE				

State Controller Schedules
County Budget Act
January 2010

COUNTY OF KERN
Detail of Additional Financing Sources by Fund and Account
Governmental Funds
Fiscal Year 2010-11

Schedule 6

Fund Name	Financing Source Category	Financing Source Account		Actual 2008-09	Actual 2009-10	CAO Recommended 2010-11	Adopted by the Board of Supervisors 2010-11
1	2	3		4	5	6	7
		3838	STATE-AID WELFARE-REALIGNMENT	$ (22,792)	$	$	$
		3844	STATE-SOCIAL SERVICES	2,536,143	2,727,641	2,942,409	2,942,409
		3906	STATE-AID MENTAL HLT-REALIGNMT	(675)			
		4035	STATE-AID MSSP	810,065	274,033		
		4036	STATE-AID FOR ELDERLY	676,709	386,743	289,408	289,408
		4037	STATE-AID HICAP	192,658	179,319	179,319	179,319
			TOTAL STATE	**$ 4,192,108**	**$ 3,567,736**	**$ 3,411,136**	**$ 3,411,136**
			TOTAL INTERGOVERNMENTAL REVENUES	**$ 9,103,904**	**$ 9,042,579**	**$ 8,781,377**	**$ 8,781,377**
	MISCELLANEOUS REVENUES						
		5405	GIFTS AND DONATIONS	$ 257,683	$ 233,196	$ 235,100	$ 235,100
		5440	CANCELLED OUTLAWED WARRANTS	88	5,116		
		5445	MISCELLANEOUS OTHER REVENUE	4,766	19,923	26,000	26,000
			TOTAL MISCELLANEOUS REVENUES	**$ 262,537**	**$ 258,235**	**$ 261,100**	**$ 261,100**
	OTHER FINANCING SOURCES						
		5497	OFS/OPERATING TRANSFER IN	$ 63,863	$ 118,597	$	$
		5501	OFS/CO CONTRI/REALIGNMENT	544,025	528,959	498,637	498,637
		5503	OFS - COUNTY CONTRIBUTION	1,354,293	1,423,484	1,199,797	1,264,054
			TOTAL OTHER FINANCING SOURCES	**$ 1,962,181**	**$ 2,071,040**	**$ 1,698,434**	**$ 1,762,691**
	REV FROM USE OF MONEY & PROP						
		3605	INTEREST ON BANK DEP & INVEST	$ 8,795	$ 57,539	$ 52,000	$ 52,000
			TOTAL REV FROM USE OF MONEY & PROP	**$ 8,795**	**$ 57,539**	**$ 52,000**	**$ 52,000**
TOTAL AGING AND ADULT SERVICES				**$ 12,648,294**	**$ 12,604,297**	**$ 12,063,909**	**$ 12,128,166**
WILDLIFE RESOURCES							
	FINES, FORFEITURES & PENALTIES						
		3485	FISH & GAME FINES	$ 6,463	$ 4,468	$ 5,500	$ 5,500
			TOTAL FINES, FORFEITURES & PENALTIES	**$ 6,463**	**$ 4,468**	**$ 5,500**	**$ 5,500**
TOTAL WILDLIFE RESOURCES				**$ 6,463**	**$ 4,468**	**$ 5,500**	**$ 5,500**
TEHACHAPI MT FOREST PARK FUND							
	MISCELLANEOUS REVENUES						
		5445	MISCELLANEOUS OTHER REVENUE	$	$	$ 1,000	$ 1,000
			TOTAL MISCELLANEOUS REVENUES	**$**	**$**	**$ 1,000**	**$ 1,000**

State Controller Schedules
County Budget Act
January 2010

COUNTY OF KERN
Detail of Additional Financing Sources by Fund and Account
Governmental Funds
Fiscal Year 2010-11

Schedule 6

Fund Name	Financing Source Category	Financing Source Account	Actual 2008-09	Actual 2009-10	CAO Recommended 2010-11	Adopted by the Board of Supervisors 2010-11
1	2	3	4	5	6	7
	REV FROM USE OF MONEY & PROP					
		3605 INTEREST ON BANK DEP & INVEST	$ 3,777	$ 618	$ 1,500	$ 1,500
		TOTAL REV FROM USE OF MONEY & PROP	**$ 3,777**	**$ 618**	**$ 1,500**	**$ 1,500**
TOTAL TEHACHAPI MT FOREST PARK FUND			**$ 3,777**	**$ 618**	**$ 2,500**	**$ 2,500**
GRAFFITI ABATEMENT						
	MISCELLANEOUS REVENUES					
		5445 MISCELLANEOUS OTHER REVENUE	$ 350	$ 1,554	$	
		TOTAL MISCELLANEOUS REVENUES	**$ 350**	**$ 1,554**	**$**	
TOTAL GRAFFITI ABATEMENT			**$ 350**	**$ 1,554**	**$**	
PROBATION DJJ REALIGNMENT FUND						
	INTERGOVERNMENTAL REVENUES					
		STATE				
		3822 STATE AID-PUBLIC SAFETY	$ 2,450,911	$ 3,117,492	$ 3,117,491	$ 3,117,491
		TOTAL STATE	**$ 2,450,911**	**$ 3,117,492**	**$ 3,117,491**	**$ 3,117,491**
		TOTAL INTERGOVERNMENTAL REVENUES	**$ 2,450,911**	**$ 3,117,492**	**$ 3,117,491**	**$ 3,117,491**
	REV FROM USE OF MONEY & PROP					
		3605 INTEREST ON BANK DEP & INVEST	$ 66,366	$ 35,522	$ 37,000	$ 37,000
		TOTAL REV FROM USE OF MONEY & PROP	**$ 66,366**	**$ 35,522**	**$ 37,000**	**$ 37,000**
TOTAL PROBATION DJJ REALIGNMENT FUND			**$ 2,517,277**	**$ 3,153,014**	**$ 3,154,491**	**$ 3,154,491**
REAL ESTATE FRAUD						
	CHARGES FOR SERVICES					
		CHARGES FOR CURRENT SERVICES				
		5260 OTHER SERV FOR GOVTL AGENCIES	$ 164,834	$ 192,642	$	
		TOTAL CHARGES FOR CURRENT SERVICES	**$ 164,834**	**$ 192,642**	**$**	
		CHARGES FOR SERVICES-INTERFUND				
		5327 I/F-RECORDING FEES	$	$	$ 175,000	$ 175,000
		TOTAL CHARGES FOR SERVICES-INTERFUND	**$**	**$**	**$ 175,000**	**$ 175,000**
	TOTAL CHARGES FOR SERVICES		**$ 164,834**	**$ 192,642**	**$ 175,000**	**$ 175,000**
	OTHER FINANCING SOURCES					
		5497 OFS/OPERATING TRANSFER IN	$ 38	$ 54	$	
		TOTAL OTHER FINANCING SOURCES	**$ 38**	**$ 54**	**$**	

State Controller Schedules
County Budget Act
January 2010

COUNTY OF KERN
Detail of Additional Financing Sources by Fund and Account
Governmental Funds
Fiscal Year 2010-11

Schedule 6

Fund Name	Financing Source Category	Financing Source Account	Actual 2008-09	Actual 2009-10	CAO Recommended 2010-11	Adopted by the Board of Supervisors 2010-11
1	2	3	4	5	6	7
	REV FROM USE OF MONEY & PROP					
		3605 INTEREST ON BANK DEP & INVEST	$ 3,480	$ 5,030	$ 5,000	$ 5,000
		TOTAL REV FROM USE OF MONEY & PROP	**$ 3,480**	**$ 5,030**	**$ 5,000**	**$ 5,000**
TOTAL REAL ESTATE FRAUD			**$ 168,352**	**$ 197,726**	**$ 180,000**	**$ 180,000**
LITTER CLEAN UP						
	FINES, FORFEITURES & PENALTIES					
		3495 LITTERING FINES	$ 5,381	$ 5,892	$ 5,000	$ 5,000
		TOTAL FINES, FORFEITURES & PENALTIES	**$ 5,381**	**$ 5,892**	**$ 5,000**	**$ 5,000**
TOTAL LITTER CLEAN UP			**$ 5,381**	**$ 5,892**	**$ 5,000**	**$ 5,000**
OFF HWY MV LIC						
	INTERGOVERNMENTAL REVENUES					
		STATE				
		3965 STATE-AID/OFF HWY MTR VEH LIC	$ 157,367	$ 153,354	$ 150,000	$ 150,000
		TOTAL STATE	**$ 157,367**	**$ 153,354**	**$ 150,000**	**$ 150,000**
		TOTAL INTERGOVERNMENTAL REVENUES	**$ 157,367**	**$ 153,354**	**$ 150,000**	**$ 150,000**
TOTAL OFF HWY MV LIC			**$ 157,367**	**$ 153,354**	**$ 150,000**	**$ 150,000**
PL LOC DRN-SHAL						
	REV FROM USE OF MONEY & PROP					
		3605 INTEREST ON BANK DEP & INVEST	$ 328	$ 183	$ 234	$ 234
		TOTAL REV FROM USE OF MONEY & PROP	**$ 328**	**$ 183**	**$ 234**	**$ 234**
TOTAL PL LOC DRN-SHAL			**$ 328**	**$ 183**	**$ 234**	**$ 234**
PL LOC DRN-BRUND						
	REV FROM USE OF MONEY & PROP					
		3605 INTEREST ON BANK DEP & INVEST	$ 3,918	$ 2,184	$ 1,167	$ 1,167
		TOTAL REV FROM USE OF MONEY & PROP	**$ 3,918**	**$ 2,184**	**$ 1,167**	**$ 1,167**
TOTAL PL LOC DRN-BRUND			**$ 3,918**	**$ 2,184**	**$ 1,167**	**$ 1,167**
PL LOC DRN-ORNGW						
	REV FROM USE OF MONEY & PROP					
		3605 INTEREST ON BANK DEP & INVEST	$ 22,233	$ 12,464	$ 9,001	$ 9,001
		TOTAL REV FROM USE OF MONEY & PROP	**$ 22,233**	**$ 12,464**	**$ 9,001**	**$ 9,001**

State Controller Schedules
County Budget Act
January 2010

COUNTY OF KERN
Detail of Additional Financing Sources by Fund and Account
Governmental Funds
Fiscal Year 2010-11

Schedule 6

Fund Name	Financing Source Category	Financing Source Account	Actual 2008-09	Actual 2009-10	CAO Recommended 2010-11	Adopted by the Board of Supervisors 2010-11
1	2	3	4	5	6	7
TOTAL PL LOC DRN-ORNGW			**$ 22,233**	**$ 12,464**	**$ 9,001**	**$ 9,001**
PL LOC DRN-BRECK						
	REV FROM USE OF MONEY & PROP					
		3605 INTEREST ON BANK DEP & INVEST	$ 1,071	$ 596	$ 213	$ 213
		TOTAL REV FROM USE OF MONEY & PROP	**$ 1,071**	**$ 596**	**$ 213**	**$ 213**
TOTAL PL LOC DRN-BRECK			**$ 1,071**	**$ 596**	**$ 213**	**$ 213**
RANGE IMP SEC 15						
	INTERGOVERNMENTAL REVENUES					
		FEDERAL				
		4120 FEDERAL-GRAZING FEE	$ 7,444	$ 7,118	$ 12,000	$ 12,000
		TOTAL FEDERAL	**$ 7,444**	**$ 7,118**	**$ 12,000**	**$ 12,000**
		TOTAL INTERGOVERNMENTAL REVENUES	**$ 7,444**	**$ 7,118**	**$ 12,000**	**$ 12,000**
	REV FROM USE OF MONEY & PROP					
		3605 INTEREST ON BANK DEP & INVEST	$ 1,685	$ 851	$ 1,400	$ 1,400
		TOTAL REV FROM USE OF MONEY & PROP	**$ 1,685**	**$ 851**	**$ 1,400**	**$ 1,400**
TOTAL RANGE IMP SEC 15			**$ 9,129**	**$ 7,969**	**$ 13,400**	**$ 13,400**
PL LOC DRN-OILDL						
	LICENSES, PERMITS & FRANCHISES					
		3390 OTHER LICENSES & PERMITS	$ 2,261	$	$	
		TOTAL LICENSES, PERMITS & FRANCHISES	**$ 2,261**	**$**	**$**	
	REV FROM USE OF MONEY & PROP					
		3605 INTEREST ON BANK DEP & INVEST	$ 3,087	$ 1,749	$ 1,138	$ 1,138
		TOTAL REV FROM USE OF MONEY & PROP	**$ 3,087**	**$ 1,749**	**$ 1,138**	**$ 1,138**
TOTAL PL LOC DRN-OILDL			**$ 5,348**	**$ 1,749**	**$ 1,138**	**$ 1,138**
RANGE IMP SEC 3						
	INTERGOVERNMENTAL REVENUES					
		FEDERAL				
		4120 FEDERAL-GRAZING FEE	$	$ 974	$ 3,800	$ 3,800
		TOTAL FEDERAL	**$**	**$ 974**	**$ 3,800**	**$ 3,800**
		TOTAL INTERGOVERNMENTAL REVENUES	**$**	**$ 974**	**$ 3,800**	**$ 3,800**
	REV FROM USE OF MONEY & PROP					

State Controller Schedules
County Budget Act
January 2010

COUNTY OF KERN
Detail of Additional Financing Sources by Fund and Account
Governmental Funds
Fiscal Year 2010-11

Schedule 6

Fund Name	Financing Source Category	Financing Source Account	Actual 2008-09	Actual 2009-10	CAO Recommended 2010-11	Adopted by the Board of Supervisors 2010-11
1	2	3	4	5	6	7
		3605 INTEREST ON BANK DEP & INVEST	$ 990	$ 609	$ 2,400	$ 2,400
		TOTAL REV FROM USE OF MONEY & PROP	**$ 990**	**$ 609**	**$ 2,400**	**$ 2,400**
TOTAL RANGE IMP SEC 3			**$ 990**	**$ 1,583**	**$ 6,200**	**$ 6,200**
INFORMATIONAL KIOSK FUND						
	MISCELLANEOUS REVENUES					
		5445 MISCELLANEOUS OTHER REVENUE	$ 11,800	$ 8,333	$ 19,500	$ 19,500
		TOTAL MISCELLANEOUS REVENUES	**$ 11,800**	**$ 8,333**	**$ 19,500**	**$ 19,500**
	REV FROM USE OF MONEY & PROP					
		3605 INTEREST ON BANK DEP & INVEST	$ 1,081	$ 374	$ 500	$ 500
		TOTAL REV FROM USE OF MONEY & PROP	**$ 1,081**	**$ 374**	**$ 500**	**$ 500**
TOTAL INFORMATIONAL KIOSK FUND			**$ 12,881**	**$ 8,707**	**$ 20,000**	**$ 20,000**
PROBATION TRN FD						
	INTERGOVERNMENTAL REVENUES					
		STATE				
		4040 STATE-SB 924 PROBATION TRAING	$ 366,221	$ 194,073	$ 218,000	$ 218,000
		TOTAL STATE	**$ 366,221**	**$ 194,073**	**$ 218,000**	**$ 218,000**
		TOTAL INTERGOVERNMENTAL REVENUES	**$ 366,221**	**$ 194,073**	**$ 218,000**	**$ 218,000**
TOTAL PROBATION TRN FD			**$ 366,221**	**$ 194,073**	**$ 218,000**	**$ 218,000**
DNA IDENTIFICATION						
	FINES, FORFEITURES & PENALTIES					
		3480 OTHER COURT FINES	$ 501,726	$ 546,501	$ 588,000	$ 588,000
		TOTAL FINES, FORFEITURES & PENALTIES	**$ 501,726**	**$ 546,501**	**$ 588,000**	**$ 588,000**
TOTAL DNA IDENTIFICATION			**$ 501,726**	**$ 546,501**	**$ 588,000**	**$ 588,000**
LOCAL PUBLIC SAFETY						
	INTERGOVERNMENTAL REVENUES					
		STATE				
		3822 STATE AID-PUBLIC SAFETY	$ 49,653,459	$ 52,268,215	$ 53,483,602	$ 53,483,602
		TOTAL STATE	**$ 49,653,459**	**$ 52,268,215**	**$ 53,483,602**	**$ 53,483,602**
		TOTAL INTERGOVERNMENTAL REVENUES	**$ 49,653,459**	**$ 52,268,215**	**$ 53,483,602**	**$ 53,483,602**
TOTAL LOCAL PUBLIC SAFETY			**$ 49,653,459**	**$ 52,268,215**	**$ 53,483,602**	**$ 53,483,602**
SHER FAC TRNG FD						

State Controller Schedules
County Budget Act
January 2010

COUNTY OF KERN
Detail of Additional Financing Sources by Fund and Account
Governmental Funds
Fiscal Year 2010-11

Schedule 6

Fund Name	Financing Source Category	Financing Source Account	Actual 2008-09	Actual 2009-10	CAO Recommended 2010-11	Adopted by the Board of Supervisors 2010-11
1	2	3	4	5	6	7
	CHARGES FOR SERVICES					
		CHARGES FOR CURRENT SERVICES				
		4990 OTHER REIMBURSEMENTS	$ 239,313	$ 168,306	$ 215,000	$ 215,000
		TOTAL CHARGES FOR CURRENT SERVICES	**$ 239,313**	**$ 168,306**	**$ 215,000**	**$ 215,000**
	TOTAL CHARGES FOR SERVICES		**$ 239,313**	**$ 168,306**	**$ 215,000**	**$ 215,000**
TOTAL SHER FAC TRNG FD			**$ 239,313**	**$ 168,306**	**$ 215,000**	**$ 215,000**
KERN CO DEPT OF CHILD SUPPORT						
	INTERGOVERNMENTAL REVENUES					
		FEDERAL				
		4065 FED-AID FOR REIM-COST FAM SUP	$ 14,974,378	$ 12,449,149	$ 14,203,078	$ 14,203,078
		4175 FEDERAL ARRA (STIMULUS)		2,440,026	590,558	590,558
		TOTAL FEDERAL	**$ 14,974,378**	**$ 14,889,175**	**$ 14,793,636**	**$ 14,793,636**
		STATE				
		3870 STATE-AID ENFRCMNT INCTVE FUND	$ 5,714,018	$ 6,679,905	$ 7,608,085	$ 7,608,085
		TOTAL STATE	**$ 5,714,018**	**$ 6,679,905**	**$ 7,608,085**	**$ 7,608,085**
	TOTAL INTERGOVERNMENTAL REVENUES		**$ 20,688,396**	**$ 21,569,080**	**$ 22,401,721**	**$ 22,401,721**
	MISCELLANEOUS REVENUES					
		5400 JURY/WITNESS FEES FRM CNTY EMP	$ 19	$	$	
		5420 CASH OVERAGES	10			
		5440 CANCELLED OUTLAWED WARRANTS	27	(17)		
		5445 MISCELLANEOUS OTHER REVENUE	1,543	159	50	50
	TOTAL MISCELLANEOUS REVENUES		**$ 1,599**	**$ 142**	**$ 50**	**$ 50**
	REV FROM USE OF MONEY & PROP					
		3605 INTEREST ON BANK DEP & INVEST	$ 34,855	$ 22,834	$ 24,000	$ 24,000
		3717 AUTO PARKING CONCESSION	14,714	12,214	13,464	13,464
	TOTAL REV FROM USE OF MONEY & PROP		**$ 49,569**	**$ 35,048**	**$ 37,464**	**$ 37,464**
TOTAL KERN CO DEPT OF CHILD SUPPORT			**$ 20,739,564**	**$ 21,604,270**	**$ 22,439,235**	**$ 22,439,235**
AUTOMATED FINGERPRINT FUND						
	FINES, FORFEITURES & PENALTIES					
		3550 FORFEITURES & PENALTIES	$ 319,514	$ 333,302	$ 334,000	$ 334,000
	TOTAL FINES, FORFEITURES & PENALTIES		**$ 319,514**	**$ 333,302**	**$ 334,000**	**$ 334,000**

State Controller Schedules
County Budget Act
January 2010

COUNTY OF KERN
Detail of Additional Financing Sources by Fund and Account
Governmental Funds
Fiscal Year 2010-11

Schedule 6

Fund Name	Financing Source Category	Financing Source Account	Actual 2008-09	Actual 2009-10	CAO Recommended 2010-11	Adopted by the Board of Supervisors 2010-11
1	2	3	4	5	6	7
	REV FROM USE OF MONEY & PROP					
		3605 INTEREST ON BANK DEP & INVEST	$ 54,664	$ 25,331	$ 25,000	$ 25,000
		TOTAL REV FROM USE OF MONEY & PROP	**$ 54,664**	**$ 25,331**	**$ 25,000**	**$ 25,000**
TOTAL AUTOMATED FINGERPRINT FUND			**$ 374,178**	**$ 358,633**	**$ 359,000**	**$ 359,000**
JUV JUST FAC TEMP CONST						
	FINES, FORFEITURES & PENALTIES					
		3480 OTHER COURT FINES	$ 492	$ 487	$	
		TOTAL FINES, FORFEITURES & PENALTIES	**$ 492**	**$ 487**	**$**	
	REV FROM USE OF MONEY & PROP					
		3605 INTEREST ON BANK DEP & INVEST	$ 205	$ 123	$	
		TOTAL REV FROM USE OF MONEY & PROP	**$ 205**	**$ 123**	**$**	
TOTAL JUV JUST FAC TEMP CONST			**$ 697**	**$ 610**	**$**	
EMERGENCY MEDICAL SERVICES FND						
	FINES, FORFEITURES & PENALTIES					
		3518 EMERGENCY MED ASSESSMENT	$ 1,750,021	$ 1,876,693	$ 1,540,000	$ 1,540,000
		TOTAL FINES, FORFEITURES & PENALTIES	**$ 1,750,021**	**$ 1,876,693**	**$ 1,540,000**	**$ 1,540,000**
	INTERGOVERNMENTAL REVENUES					
		STATE				
		3955 STATE-AID FOR OTHER STATE AID	$ 266,353	$ 315,921	$	
		4033 STATE-AID(CHIP)NON-CO HOSP SVC	9,934			
		4034 STATE-AID(CHIP)EMERGNCY MED SV	2,784			
		TOTAL STATE	**$ 279,071**	**$ 315,921**	**$**	
		TOTAL INTERGOVERNMENTAL REVENUES	**$ 279,071**	**$ 315,921**	**$**	
	MISCELLANEOUS REVENUES					
		5440 CANCELLED OUTLAWED WARRANTS	$ 358	$ 11,195	$	
		5445 MISCELLANEOUS OTHER REVENUE	80			
		TOTAL MISCELLANEOUS REVENUES	**$ 438**	**$ 11,195**	**$**	
	REV FROM USE OF MONEY & PROP					
		3605 INTEREST ON BANK DEP & INVEST	$ 7,332	$ 7,911	$ 11,000	$ 11,000
		TOTAL REV FROM USE OF MONEY & PROP	**$ 7,332**	**$ 7,911**	**$ 11,000**	**$ 11,000**

State Controller Schedules
County Budget Act
January 2010

COUNTY OF KERN
Detail of Additional Financing Sources by Fund and Account
Governmental Funds
Fiscal Year 2010-11

Schedule 6

Fund Name	Financing Source Category	Financing Source Account	Actual 2008-09	Actual 2009-10	CAO Recommended 2010-11	Adopted by the Board of Supervisors 2010-11
1	2	3	4	5	6	7
TOTAL EMERGENCY MEDICAL SERVICES FND			**$ 2,036,862**	**$ 2,211,720**	**$ 1,551,000**	**$ 1,551,000**
AUTOMATED CO WARRANT SYSTEM						
	FINES, FORFEITURES & PENALTIES					
		3480 OTHER COURT FINES	$ 68,386	$ 78,789	$ 80,000	$ 80,000
		TOTAL FINES, FORFEITURES & PENALTIES	**$ 68,386**	**$ 78,789**	**$ 80,000**	**$ 80,000**
TOTAL AUTOMATED CO WARRANT SYSTEM			**$ 68,386**	**$ 78,789**	**$ 80,000**	**$ 80,000**
DOMESTIC VIOL PG						
	FINES, FORFEITURES & PENALTIES					
		3480 OTHER COURT FINES	$ 71,668	$ 51,301	$ 40,000	$ 40,000
		TOTAL FINES, FORFEITURES & PENALTIES	**$ 71,668**	**$ 51,301**	**$ 40,000**	**$ 40,000**
	LICENSES, PERMITS & FRANCHISES					
		3365 MARRIAGE LICENSES	$ 94,392	$ 93,288	$ 75,000	$ 75,000
		TOTAL LICENSES, PERMITS & FRANCHISES	**$ 94,392**	**$ 93,288**	**$ 75,000**	**$ 75,000**
TOTAL DOMESTIC VIOL PG			**$ 166,060**	**$ 144,589**	**$ 115,000**	**$ 115,000**
CRIMINAL JUS FACILITIES CONST						
	FINES, FORFEITURES & PENALTIES					
		3480 OTHER COURT FINES	$ 3,270,471	$ 3,410,447	$	$ 2,259,174
		3489 PARKING FINES-OTHER AGENCIES	17,156	15,710		
		3491 COUNTY-PARKING FINES	10,779	10,012		
		TOTAL FINES, FORFEITURES & PENALTIES	**$ 3,298,406**	**$ 3,436,169**	**$**	**$ 2,259,174**
TOTAL CRIMINAL JUS FACILITIES CONST			**$ 3,298,406**	**$ 3,436,169**	**$**	**$ 2,259,174**
COURTHOUSE CONSTRUCTION FUND						
	FINES, FORFEITURES & PENALTIES					
		3480 OTHER COURT FINES	$ 42,658	$ 42,192	$	
		3489 PARKING FINES-OTHER AGENCIES	16,925	6,883		
		3491 COUNTY-PARKING FINES	10,779	10,012		
		TOTAL FINES, FORFEITURES & PENALTIES	**$ 70,362**	**$ 59,087**	**$**	
TOTAL COURTHOUSE CONSTRUCTION FUND			**$ 70,362**	**$ 59,087**	**$**	
RECORDER`S SSN TRUNCATION						
	CHARGES FOR SERVICES					
		CHARGES FOR CURRENT SERVICES				

State Controller Schedules
County Budget Act
January 2010

COUNTY OF KERN
Detail of Additional Financing Sources by Fund and Account
Governmental Funds
Fiscal Year 2010-11

Schedule 6

Fund Name	Financing Source Category	Financing Source Account	Actual 2008-09	Actual 2009-10	CAO Recommended 2010-11	Adopted by the Board of Supervisors 2010-11
1	2	3	4	5	6	7
		4680 RECORDING FEES	$ 182,506	$ 181,474	$ 177,504	$ 177,504
		TOTAL CHARGES FOR CURRENT SERVICES	**$ 182,506**	**$ 181,474**	**$ 177,504**	**$ 177,504**
		CHARGES FOR SERVICES-INTERFUND				
		5327 I/F-RECORDING FEES	$ 367	$ 1	$	
		TOTAL CHARGES FOR SERVICES-INTERFUND	**$ 367**	**$ 1**	**$**	
		TOTAL CHARGES FOR SERVICES	**$ 182,873**	**$ 181,475**	**$ 177,504**	**$ 177,504**
	OTHER FINANCING SOURCES					
		5497 OFS/OPERATING TRANSFER IN	$ 29	$ 27	$	
		TOTAL OTHER FINANCING SOURCES	**$ 29**	**$ 27**	**$**	
TOTAL RECORDER`S SSN TRUNCATION			**$ 182,902**	**$ 181,502**	**$ 177,504**	**$ 177,504**
ALCOHOLISM PROG						
	FINES, FORFEITURES & PENALTIES					
		3455 VEHICLE CODE FINES	$ 119,553	$ 111,064	$ 191,800	$ 191,800
		TOTAL FINES, FORFEITURES & PENALTIES	**$ 119,553**	**$ 111,064**	**$ 191,800**	**$ 191,800**
	REV FROM USE OF MONEY & PROP					
		3605 INTEREST ON BANK DEP & INVEST	$ 7,315	$ 4,772	$ 4,000	$ 4,000
		TOTAL REV FROM USE OF MONEY & PROP	**$ 7,315**	**$ 4,772**	**$ 4,000**	**$ 4,000**
TOTAL ALCOHOLISM PROG			**$ 126,868**	**$ 115,836**	**$ 195,800**	**$ 195,800**
ALCOHOL ABUSE EDUCATION/PREV						
	FINES, FORFEITURES & PENALTIES					
		3480 OTHER COURT FINES	$ 104,398	$ 98,068	$ 78,000	$ 78,000
		TOTAL FINES, FORFEITURES & PENALTIES	**$ 104,398**	**$ 98,068**	**$ 78,000**	**$ 78,000**
	REV FROM USE OF MONEY & PROP					
		3605 INTEREST ON BANK DEP & INVEST	$ 631	$ 312	$	
		TOTAL REV FROM USE OF MONEY & PROP	**$ 631**	**$ 312**	**$**	
TOTAL ALCOHOL ABUSE EDUCATION/PREV			**$ 105,029**	**$ 98,380**	**$ 78,000**	**$ 78,000**
DRUG PROGRAM FUND						
	FINES, FORFEITURES & PENALTIES					
		3480 OTHER COURT FINES	$ 41,180	$ 30,071	$ 22,000	$ 22,000
		TOTAL FINES, FORFEITURES & PENALTIES	**$ 41,180**	**$ 30,071**	**$ 22,000**	**$ 22,000**

State Controller Schedules
County Budget Act
January 2010

COUNTY OF KERN
Detail of Additional Financing Sources by Fund and Account
Governmental Funds
Fiscal Year 2010-11

Schedule 6

Fund Name	Financing Source Category	Financing Source Account	Actual 2008-09	Actual 2009-10	CAO Recommended 2010-11	Adopted by the Board of Supervisors 2010-11
1	2	3	4	5	6	7
	REV FROM USE OF MONEY & PROP					
		3605 INTEREST ON BANK DEP & INVEST	$ 9,005	$ 5,449	$ 5,000	$ 5,000
		TOTAL REV FROM USE OF MONEY & PROP	**$ 9,005**	**$ 5,449**	**$ 5,000**	**$ 5,000**
TOTAL DRUG PROGRAM FUND			**$ 50,185**	**$ 35,520**	**$ 27,000**	**$ 27,000**
RECORDERS MODERNIZATION FUND						
	CHARGES FOR SERVICES					
		CHARGES FOR CURRENT SERVICES				
		4682 RECORDERS FEE-ADDITIONAL	$ 641,863	$ 622,696	$ 612,457	$ 612,457
		TOTAL CHARGES FOR CURRENT SERVICES	**$ 641,863**	**$ 622,696**	**$ 612,457**	**$ 612,457**
		CHARGES FOR SERVICES-INTERFUND				
		5327 I/F-RECORDING FEES	$ 1,380	$ 2	$	
		TOTAL CHARGES FOR SERVICES-INTERFUND	**$ 1,380**	**$ 2**	**$**	
		TOTAL CHARGES FOR SERVICES	**$ 643,243**	**$ 622,698**	**$ 612,457**	**$ 612,457**
	OTHER FINANCING SOURCES					
		5497 OFS/OPERATING TRANSFER IN	$ 25,029	$ 169,036	$	
		TOTAL OTHER FINANCING SOURCES	**$ 25,029**	**$ 169,036**	**$**	
TOTAL RECORDERS MODERNIZATION FUND			**$ 668,272**	**$ 791,734**	**$ 612,457**	**$ 612,457**
MICROGRAPHIC-RCD						
	CHARGES FOR SERVICES					
		CHARGES FOR CURRENT SERVICES				
		4690 RECORDING FEES-MICROGRAPHICS	$ 185,165	$ 181,398	$ 177,504	$ 177,504
		TOTAL CHARGES FOR CURRENT SERVICES	**$ 185,165**	**$ 181,398**	**$ 177,504**	**$ 177,504**
		CHARGES FOR SERVICES-INTERFUND				
		5327 I/F-RECORDING FEES	$ 644	$ 1	$	
		TOTAL CHARGES FOR SERVICES-INTERFUND	**$ 644**	**$ 1**	**$**	
		TOTAL CHARGES FOR SERVICES	**$ 185,809**	**$ 181,399**	**$ 177,504**	**$ 177,504**
	OTHER FINANCING SOURCES					
		5497 OFS/OPERATING TRANSFER IN	$ 29	$ 27	$	
		TOTAL OTHER FINANCING SOURCES	**$ 29**	**$ 27**	**$**	
TOTAL MICROGRAPHIC-RCD			**$ 185,838**	**$ 181,426**	**$ 177,504**	**$ 177,504**
REDEMPTION SYSTEMS						

State Controller Schedules
County Budget Act
January 2010

COUNTY OF KERN
Detail of Additional Financing Sources by Fund and Account
Governmental Funds
Fiscal Year 2010-11

Schedule 6

Fund Name	Financing Source Category	Financing Source Account	Actual 2008-09	Actual 2009-10	CAO Recommended 2010-11	Adopted by the Board of Supervisors 2010-11
1	2	3	4	5	6	7
	FINES, FORFEITURES & PENALTIES					
		3565 PENALTIES-REDEMPTIONS	$ 254,214	$ 229,276	$ 210,000	$ 210,000
		TOTAL FINES, FORFEITURES & PENALTIES	**$ 254,214**	**$ 229,276**	**$ 210,000**	**$ 210,000**
TOTAL REDEMPTION SYSTEMS			**$ 254,214**	**$ 229,276**	**$ 210,000**	**$ 210,000**
ABATEMENT COST						
	CHARGES FOR SERVICES					
		CHARGES FOR CURRENT SERVICES				
		4303 SPECIAL ASSESSMENTS-CURRENT	$ (2)	$ (2)	$	
		TOTAL CHARGES FOR CURRENT SERVICES	**$ (2)**	**$ (2)**	**$**	
		TOTAL CHARGES FOR SERVICES	**$ (2)**	**$ (2)**	**$**	
	FINES, FORFEITURES & PENALTIES					
		3565 PENALTIES-REDEMPTIONS	$ 11,874	$ 5,280	$	
		TOTAL FINES, FORFEITURES & PENALTIES	**$ 11,874**	**$ 5,280**	**$**	
	REV FROM USE OF MONEY & PROP					
		3615 INTEREST FROM OTHER SOURCES	$ 133	$ 07	$	
		TOTAL REV FROM USE OF MONEY & PROP	**$ 133**	**$ 07**	**$**	
	TAXES CURRENT PROPERTY					
		3005 PROPERTY TAXES-CURRENT SECURED	$ 7,552	$ 6,385	$	
		TOTAL TAXES CURRENT PROPERTY	**$ 7,552**	**$ 6,385**	**$**	
	TAXES OTHER THAN CURRENT PROP					
		3015 PROPERTY TAXES-PRIOR SECURED	$ 15,142	$ 5,205	$	
		TOTAL TAXES OTHER THAN CURRENT PROP	**$ 15,142**	**$ 5,205**	**$**	
TOTAL ABATEMENT COST			**$ 34,699**	**$ 16,875**	**$**	
A-C FARM ADV AGRI RESEARCH						
	REV FROM USE OF MONEY & PROP					
		3605 INTEREST ON BANK DEP & INVEST	$ 9,442	$ 6,085	$ 200	$ 200
		TOTAL REV FROM USE OF MONEY & PROP	**$ 9,442**	**$ 6,085**	**$ 200**	**$ 200**
TOTAL A-C FARM ADV AGRI RESEARCH			**$ 9,442**	**$ 6,085**	**$ 200**	**$ 200**
ANIMAL CARE DONATIONS						
	MISCELLANEOUS REVENUES					

State Controller Schedules
County Budget Act
January 2010

COUNTY OF KERN
Detail of Additional Financing Sources by Fund and Account
Governmental Funds
Fiscal Year 2010-11

Schedule 6

Fund Name	Financing Source Category	Financing Source Account	Actual 2008-09	Actual 2009-10	CAO Recommended 2010-11	Adopted by the Board of Supervisors 2010-11
1	2	3	4	5	6	7
		5405 GIFTS AND DONATIONS	$ 12,503	$ 11,808	$ 10,000	$ 10,000
		TOTAL MISCELLANEOUS REVENUES	**$ 12,503**	**$ 11,808**	**$ 10,000**	**$ 10,000**
	REV FROM USE OF MONEY & PROP					
		3605 INTEREST ON BANK DEP & INVEST	$ 242	$ 325	$ 400	$ 400
		TOTAL REV FROM USE OF MONEY & PROP	**$ 242**	**$ 325**	**$ 400**	**$ 400**
TOTAL ANIMAL CARE DONATIONS			**$ 12,745**	**$ 12,133**	**$ 10,400**	**$ 10,400**
ANIMAL CARE						
	REV FROM USE OF MONEY & PROP					
		3605 INTEREST ON BANK DEP & INVEST	$ 1,884	$ 1,051	$ 1,000	$ 1,000
		TOTAL REV FROM USE OF MONEY & PROP	**$ 1,884**	**$ 1,051**	**$ 1,000**	**$ 1,000**
TOTAL ANIMAL CARE			**$ 1,884**	**$ 1,051**	**$ 1,000**	**$ 1,000**
BOARD OF TRADE-ADVERTISING						
	MISCELLANEOUS REVENUES					
		5444 MISC OTHER REVENUE-PRIOR YEAR	$	$ 20,253	$	$
		5445 MISCELLANEOUS OTHER REVENUE	42,805	31,488	39,000	39,000
		TOTAL MISCELLANEOUS REVENUES	**$ 42,805**	**$ 51,741**	**$ 39,000**	**$ 39,000**
	REV FROM USE OF MONEY & PROP					
		3605 INTEREST ON BANK DEP & INVEST	$ 1,003	$ 889	$ 1,000	$ 1,000
		TOTAL REV FROM USE OF MONEY & PROP	**$ 1,003**	**$ 889**	**$ 1,000**	**$ 1,000**
TOTAL BOARD OF TRADE-ADVERTISING			**$ 43,808**	**$ 52,630**	**$ 40,000**	**$ 40,000**
GENERAL PLAN ADMIN SURCHARGE						
	CHARGES FOR SERVICES					
		CHARGES FOR CURRENT SERVICES				
		4445 GENERAL PLAN AMENDMENTS	$ 351,775	$ 343,752	$ 400,000	$ 400,000
		TOTAL CHARGES FOR CURRENT SERVICES	**$ 351,775**	**$ 343,752**	**$ 400,000**	**$ 400,000**
		TOTAL CHARGES FOR SERVICES	**$ 351,775**	**$ 343,752**	**$ 400,000**	**$ 400,000**
	REV FROM USE OF MONEY & PROP					
		3605 INTEREST ON BANK DEP & INVEST	$ 62,746	$ 20,405	$ 50,000	$ 50,000
		TOTAL REV FROM USE OF MONEY & PROP	**$ 62,746**	**$ 20,405**	**$ 50,000**	**$ 50,000**
TOTAL GENERAL PLAN ADMIN SURCHARGE			**$ 414,521**	**$ 364,157**	**$ 450,000**	**$ 450,000**

State Controller Schedules
County Budget Act
January 2010

COUNTY OF KERN
Detail of Additional Financing Sources by Fund and Account
Governmental Funds
Fiscal Year 2010-11

Schedule 6

Fund Name	Financing Source Category	Financing Source Account	Actual 2008-09	Actual 2009-10	CAO Recommended 2010-11	Adopted by the Board of Supervisors 2010-11
1	2	3	4	5	6	7
CO-WIDE CRIME PREV. P.C.1202.5						
	FINES, FORFEITURES & PENALTIES					
		3550 FORFEITURES & PENALTIES	$ 456	$ 599	$	$
		TOTAL FINES, FORFEITURES & PENALTIES	**$ 456**	**$ 599**	**$**	**$**
	MISCELLANEOUS REVENUES					
		5730 TRUST FUNDS-OTHER	$ 1	$	$	$
		TOTAL MISCELLANEOUS REVENUES	**$ 1**	**$**	**$**	**$**
TOTAL CO-WIDE CRIME PREV. P.C.1202.5			**$ 457**	**$ 599**	**$**	**$**
D.A.-LOCAL FORFEITURE TRUST						
	FINES, FORFEITURES & PENALTIES					
		3550 FORFEITURES & PENALTIES	$ 69,808	$ 99,496	$ 100,000	$ 100,000
		TOTAL FINES, FORFEITURES & PENALTIES	**$ 69,808**	**$ 99,496**	**$ 100,000**	**$ 100,000**
	REV FROM USE OF MONEY & PROP					
		3605 INTEREST ON BANK DEP & INVEST	$ 33,564	$ 20,194	$	$
		TOTAL REV FROM USE OF MONEY & PROP	**$ 33,564**	**$ 20,194**	**$**	**$**
TOTAL D.A.-LOCAL FORFEITURE TRUST			**$ 103,372**	**$ 119,690**	**$ 100,000**	**$ 100,000**
HEALTH-LOCAL OPTION						
	CHARGES FOR SERVICES					
		CHARGES FOR CURRENT SERVICES				
		4751 HEALTH SERVICES-HAZARDOUS WST	$ 6,122	$	$ 20,000	$ 20,000
		TOTAL CHARGES FOR CURRENT SERVICES	**$ 6,122**	**$**	**$ 20,000**	**$ 20,000**
	TOTAL CHARGES FOR SERVICES		**$ 6,122**	**$**	**$ 20,000**	**$ 20,000**
	MISCELLANEOUS REVENUES					
		5730 TRUST FUNDS-OTHER	$	$ 6,250	$	$
		TOTAL MISCELLANEOUS REVENUES	**$**	**$ 6,250**	**$**	**$**
	REV FROM USE OF MONEY & PROP					
		3605 INTEREST ON BANK DEP & INVEST	$ 892	$ 600	$ 500	$ 500
		TOTAL REV FROM USE OF MONEY & PROP	**$ 892**	**$ 600**	**$ 500**	**$ 500**
TOTAL HEALTH-LOCAL OPTION			**$ 7,014**	**$ 6,850**	**$ 20,500**	**$ 20,500**
HLTH-STATE L.U.S.T. PROG						

State Controller Schedules
County Budget Act
January 2010

COUNTY OF KERN
Detail of Additional Financing Sources by Fund and Account
Governmental Funds
Fiscal Year 2010-11

Schedule 6

Fund Name	Financing Source Category	Financing Source Account	Actual 2008-09	Actual 2009-10	CAO Recommended 2010-11	Adopted by the Board of Supervisors 2010-11
1	2	3	4	5	6	7
	CHARGES FOR SERVICES					
		CHARGES FOR CURRENT SERVICES				
		4751 HEALTH SERVICES-HAZARDOUS WST	$ 64,202	$ 40,171	$ 200,000	$ 200,000
		TOTAL CHARGES FOR CURRENT SERVICES	**$ 64,202**	**$ 40,171**	**$ 200,000**	**$ 200,000**
	TOTAL CHARGES FOR SERVICES		**$ 64,202**	**$ 40,171**	**$ 200,000**	**$ 200,000**
TOTAL HLTH-STATE L.U.S.T. PROG			**$ 64,202**	**$ 40,171**	**$ 200,000**	**$ 200,000**
PUBLIC HEALTH MISCELLANEOUS						
	CHARGES FOR SERVICES					
		CHARGES FOR CURRENT SERVICES				
		4990 OTHER REIMBURSEMENTS	$ (69,217)	$ 32,331	$ 64,022	$ 64,022
		TOTAL CHARGES FOR CURRENT SERVICES	**$ (69,217)**	**$**	**$**	
	TOTAL CHARGES FOR SERVICES		**$ (69,217)**	**$**	**$**	
	INTERGOVERNMENTAL REVENUES					
		FEDERAL				
		4140 FEDERAL-OTHER AID	$	$ 24,105	$	
		TOTAL FEDERAL	**$**	**$ 24,105**	**$**	
		STATE				
		3995 STATE-AID MANDATED COST REIMB	$	$ 4,950	$ 6,000	$ 6,000
		TOTAL STATE	**$**	**$ 4,950**	**$ 6,000**	**$ 6,000**
	TOTAL INTERGOVERNMENTAL REVENUES		**$**	**$ 29,055**	**$ 6,000**	**$ 6,000**
	MISCELLANEOUS REVENUES					
		5445 MISCELLANEOUS OTHER REVENUE	$ 365	$ 26,402	$ 30,000	$ 30,000
		5730 TRUST FUNDS-OTHER	(33)			
	TOTAL MISCELLANEOUS REVENUES		**$ 332**	**$ 26,402**	**$ 30,000**	**$ 30,000**
TOTAL PUBLIC HEALTH MISCELLANEOUS			**$ (68,885)**	**$ 87,788**	**$ 100,022**	**$ 100,022**
HEALTH-FAX DEATH CERTIFICATES						
	MISCELLANEOUS REVENUES					
		5445 MISCELLANEOUS OTHER REVENUE	$	$	$ 1,940	$ 1,940
	TOTAL MISCELLANEOUS REVENUES		**$**	**$**	**1,940**	**$ 1,940**
	REV FROM USE OF MONEY & PROP					
		3605 INTEREST ON BANK DEP & INVEST	$ (6,752)	$ 5,529	$ 60	$ 60
	TOTAL REV FROM USE OF MONEY & PROP		**$ (6,752)**	**$ 5,529**	**$ 60**	**$ 60**

State Controller Schedules
County Budget Act
January 2010

COUNTY OF KERN
Detail of Additional Financing Sources by Fund and Account
Governmental Funds
Fiscal Year 2010-11

Schedule 6

Fund Name	Financing Source Category	Financing Source Account	Actual 2008-09	Actual 2009-10	CAO Recommended 2010-11	Adopted by the Board of Supervisors 2010-11
1	2	3	4	5	6	7
TOTAL HEALTH-FAX DEATH CERTIFICATES			**$ (6,752)**	**$ 5,529**	**$ 2,000**	**$ 2,000**
HEALTH-MAA/TCM						
	INTERGOVERNMENTAL REVENUES					
		FEDERAL				
		4140 FEDERAL-OTHER AID	$	$	$ 100,000	$ 100,000
		TOTAL FEDERAL	**$**	**$**	**$ 100,000**	**$ 100,000**
	TOTAL INTERGOVERNMENTAL REVENUES		**$**	**$**	**$ 100,000**	**$ 100,000**
	REV FROM USE OF MONEY & PROP					
		3605 INTEREST ON BANK DEP & INVEST	$ 2	$	$	$
	TOTAL REV FROM USE OF MONEY & PROP		**$ 2**	**$**	**$**	**$**
TOTAL HEALTH-MAA/TCM			**$ 2**	**$**	**$ 100,000**	**$ 100,000**
H1N1 PUB HLTH EMERG RESP FUNDS						
	INTERGOVERNMENTAL REVENUES					
		FEDERAL				
		4100 FEDERAL-HEALTH-ADMINISTRATION	$	$ 1,885,719	$	$ 132,600
		TOTAL FEDERAL	**$**	**$ 1,885,719**	**$**	**$ 132,600**
	TOTAL INTERGOVERNMENTAL REVENUES		**$**	**$ 1,885,719**	**$**	**$ 132,600**
	REV FROM USE OF MONEY & PROP					
		3605 INTEREST ON BANK DEP & INVEST	$	$ 891	$	$ 400
	TOTAL REV FROM USE OF MONEY & PROP		**$**	**$ 891**	**$**	**$ 400**
TOTAL H1N1 PUB HLTH EMERG RESP FUNDS			**$**	**$ 1,886,610**	**$**	**$ 133,000**
CHILD RESTRAINT LOANER PRG						
	CHARGES FOR SERVICES					
		CHARGES FOR CURRENT SERVICES				
		5245 REIMB CHILD RESTRAINT LOANER	$	$ 25,087	$ 36,783	$ 36,783
		TOTAL CHARGES FOR CURRENT SERVICES	**$**	**$ 25,087**	**$ 36,783**	**$ 36,783**
	TOTAL CHARGES FOR SERVICES		**$**	**$ 25,087**	**$ 36,783**	**$ 36,783**
	MISCELLANEOUS REVENUES					
		5730 TRUST FUNDS-OTHER	$ 1	$	$	$
	TOTAL MISCELLANEOUS REVENUES		**$ 1**	**$**	**$**	**$**
TOTAL CHILD RESTRAINT LOANER PRG			**$ 1**	**$ 25,087**	**$ 36,783**	**$ 36,783**

State Controller Schedules
County Budget Act
January 2010

COUNTY OF KERN
Detail of Additional Financing Sources by Fund and Account
Governmental Funds
Fiscal Year 2010-11

Schedule 6

Fund Name	Financing Source Category	Financing Source Account	Actual 2008-09	Actual 2009-10	CAO Recommended 2010-11	Adopted by the Board of Supervisors 2010-11
1	2	3	4	5	6	7
D. A. EQUIPMENT/AUTOMATION						
	REV FROM USE OF MONEY & PROP					
		3605 INTEREST ON BANK DEP & INVEST	$ 17,514	$ 7,836	$ 7,500	$ 7,500
		TOTAL REV FROM USE OF MONEY & PROP	**$ 17,514**	**$ 7,836**	**$ 7,500**	**$ 7,500**
TOTAL D. A. EQUIPMENT/AUTOMATION			**$ 17,514**	**$ 7,836**	**$ 7,500**	**$ 7,500**
MH-PROP 36 SUB A & CRIME PREV						
	CHARGES FOR SERVICES					
		CHARGES FOR CURRENT SERVICES				
		4800 MENTAL HEALTH SERVICES	$ 536	$ 436	$	
		TOTAL CHARGES FOR CURRENT SERVICES	**$ 536**	**$ 436**	**$**	
		TOTAL CHARGES FOR SERVICES	**$ 536**	**$ 436**	**$**	
	INTERGOVERNMENTAL REVENUES					
		STATE				
		3905 STATE-AID FOR MENTAL HEALTH	$ 1,988,797	$ 31,819	$	
		TOTAL STATE	**$ 1,988,797**	**$ 31,819**	**$**	
		TOTAL INTERGOVERNMENTAL REVENUES	**$ 1,988,797**	**$ 31,819**	**$**	
	REV FROM USE OF MONEY & PROP					
		3605 INTEREST ON BANK DEP & INVEST	$ 35,573	$ 2,850	$	
		TOTAL REV FROM USE OF MONEY & PROP	**$ 35,573**	**$ 2,850**	**$**	
TOTAL MH-PROP 36 SUB A & CRIME PREV			**$ 2,024,906**	**$ 35,105**	**$**	
KCIRT						
	MISCELLANEOUS REVENUES					
		5445 MISCELLANEOUS OTHER REVENUE	$ 2,900	$	$	
		TOTAL MISCELLANEOUS REVENUES	**$ 2,900**	**$**	**$**	
	REV FROM USE OF MONEY & PROP					
		3605 INTEREST ON BANK DEP & INVEST	$ 146	$ 54	$	
		TOTAL REV FROM USE OF MONEY & PROP	**$ 146**	**$ 54**	**$**	
TOTAL KCIRT			**$ 3,046**	**$ 54**	**$**	
MENTAL HEALTH SERVICES ACT						
	CHARGES FOR SERVICES					
		CHARGES FOR CURRENT SERVICES				

State Controller Schedules
County Budget Act
January 2010

COUNTY OF KERN
Detail of Additional Financing Sources by Fund and Account
Governmental Funds
Fiscal Year 2010-11

Schedule 6

Fund Name	Financing Source Category	Financing Source Account	Actual 2008-09	Actual 2009-10	CAO Recommended 2010-11	Adopted by the Board of Supervisors 2010-11
1	2	3	4	5	6	7
		4955 MEDI-CAL PATIENT FEES	$ 2,852,910	$	$	$
		TOTAL CHARGES FOR CURRENT SERVICES	**$ 2,852,910**	**$**	**$**	**$**
	TOTAL CHARGES FOR SERVICES		**$ 2,852,910**	**$**	**$**	**$**
	INTERGOVERNMENTAL REVENUES					
		STATE				
		3905 STATE-AID FOR MENTAL HEALTH	$ 20,510,937	$ 21,457,594	$ 24,319,984	$ 24,319,984
		TOTAL STATE	**$ 20,510,937**	**$ 21,457,594**	**$ 24,319,984**	**$ 24,319,984**
	TOTAL INTERGOVERNMENTAL REVENUES		**$ 20,510,937**	**$ 21,457,594**	**$ 24,319,984**	**$ 24,319,984**
	REV FROM USE OF MONEY & PROP					
		3605 INTEREST ON BANK DEP & INVEST	$ 277,669	$ 207,041	$ 120,000	$ 120,000
	TOTAL REV FROM USE OF MONEY & PROP		**$ 277,669**	**$ 207,041**	**$ 120,000**	**$ 120,000**
TOTAL MENTAL HEALTH SERVICES ACT			**$ 23,641,516**	**$ 21,664,635**	**$ 24,439,984**	**$ 24,439,984**
MHSA PRUDENT RESERVE						
	INTERGOVERNMENTAL REVENUES					
		STATE				
		3905 STATE-AID FOR MENTAL HEALTH	$	$ 7,757,551	$	$
		TOTAL STATE	**$**	**$ 7,757,551**	**$**	**$**
	TOTAL INTERGOVERNMENTAL REVENUES		**$**	**$ 7,757,551**	**$**	**$**
	OTHER FINANCING SOURCES					
		5497 OFS/OPERATING TRANSFER IN	$ 1,212,437	$	$	$
	TOTAL OTHER FINANCING SOURCES		**$ 1,212,437**	**$**	**$**	**$**
	REV FROM USE OF MONEY & PROP					
		3605 INTEREST ON BANK DEP & INVEST	$ 22,441	$ 108,159	$	$
	TOTAL REV FROM USE OF MONEY & PROP		**$ 22,441**	**$ 108,159**	**$**	**$**
TOTAL MHSA PRUDENT RESERVE			**$ 1,234,878**	**$ 7,865,710**	**$**	**$**
CRIMINALISTICS LABORATORIES						
	FINES, FORFEITURES & PENALTIES					
		3550 FORFEITURES & PENALTIES	$ 190,016	$ 143,655	$ 130,000	$ 130,000
	TOTAL FINES, FORFEITURES & PENALTIES		**$ 190,016**	**$ 143,655**	**$ 130,000**	**$ 130,000**
	MISCELLANEOUS REVENUES					
		5730 TRUST FUNDS-OTHER	$ 272	$	$	$

State Controller Schedules
County Budget Act
January 2010

COUNTY OF KERN
Detail of Additional Financing Sources by Fund and Account
Governmental Funds
Fiscal Year 2010-11

Schedule 6

Fund Name	Financing Source Category	Financing Source Account	Actual 2008-09	Actual 2009-10	CAO Recommended 2010-11	Adopted by the Board of Supervisors 2010-11
1	2	3	4	5	6	7
		TOTAL MISCELLANEOUS REVENUES	**$ 272**	**$**	**$**	**$**
TOTAL CRIMINALISTICS LABORATORIES			**$ 190,288**	**$ 143,655**	**$ 130,000**	**$ 130,000**
PROBATION ASSET FORFEITURE						
	FINES, FORFEITURES & PENALTIES					
		3550 FORFEITURES & PENALTIES	$ 1,227	$ 3,142	$	$
		TOTAL FINES, FORFEITURES & PENALTIES	**$ 1,227**	**$ 3,142**	**$**	**$**
	REV FROM USE OF MONEY & PROP					
		3605 INTEREST ON BANK DEP & INVEST	$ 1,428	$ 816	$ 1,000	$ 1,000
		TOTAL REV FROM USE OF MONEY & PROP	**$ 1,428**	**$ 816**	**$ 1,000**	**$ 1,000**
TOTAL PROBATION ASSET FORFEITURE			**$ 2,655**	**$ 3,958**	**$ 1,000**	**$ 1,000**
HEALTH-NNFP						
	CHARGES FOR SERVICES					
		CHARGES FOR CURRENT SERVICES				
		4990 OTHER REIMBURSEMENTS	$ 109,936	$ 100,000	$ 100,000	$ 100,000
		TOTAL CHARGES FOR CURRENT SERVICES	**$ 109,936**	**$ 100,000**	**$ 100,000**	**$ 100,000**
		TOTAL CHARGES FOR SERVICES	**$ 109,936**	**$ 100,000**	**$ 100,000**	**$ 100,000**
	REV FROM USE OF MONEY & PROP					
		3605 INTEREST ON BANK DEP & INVEST	$ 2,830	$ 2,290	$ 6,898	$ 6,898
		TOTAL REV FROM USE OF MONEY & PROP	**$ 2,830**	**$ 2,290**	**$ 6,898**	**$ 6,898**
TOTAL HEALTH-NNFP			**$ 112,766**	**$ 102,290**	**$ 106,898**	**$ 106,898**
TRUCK 21 REPLACEMENT						
	CHARGES FOR SERVICES					
		CHARGES FOR CURRENT SERVICES				
		4990 OTHER REIMBURSEMENTS	$ 75,000	$ 150,000	$	
		TOTAL CHARGES FOR CURRENT SERVICES	**$ 75,000**	**$ 150,000**	**$**	
		TOTAL CHARGES FOR SERVICES	**$ 75,000**	**$ 150,000**	**$**	
	REV FROM USE OF MONEY & PROP					
		3605 INTEREST ON BANK DEP & INVEST	$ 17,190	$ 8,630	$ 14,000	$ 14,000
		TOTAL REV FROM USE OF MONEY & PROP	**$ 17,190**	**$ 8,630**	**$ 14,000**	**$ 14,000**
TOTAL TRUCK 21 REPLACEMENT			**$ 92,190**	**$ 158,630**	**$ 14,000**	**$ 14,000**
FIXED WING AIRCRAFT						

State Controller Schedules
County Budget Act
January 2010

COUNTY OF KERN
Detail of Additional Financing Sources by Fund and Account
Governmental Funds
Fiscal Year 2010-11

Schedule 6

Fund Name	Financing Source Category	Financing Source Account	Actual 2008-09	Actual 2009-10	CAO Recommended 2010-11	Adopted by the Board of Supervisors 2010-11
1	2	3	4	5	6	7
	CHARGES FOR SERVICES					
		CHARGES FOR CURRENT SERVICES				
		5254 FIRE COSTS REIMBURSEMENTS	$	$ 114,943	$ 23,543	$ 23,543
		TOTAL CHARGES FOR CURRENT SERVICES	**$**	**$ 114,943**	**$ 23,543**	**$ 23,543**
	TOTAL CHARGES FOR SERVICES		**$**	**$ 114,943**	**$ 23,543**	**$ 23,543**
	FINES, FORFEITURES & PENALTIES					
		3480 OTHER COURT FINES	$	222	$	$
	TOTAL FINES, FORFEITURES & PENALTIES		**$**	**222**	**$**	**$**
	REV FROM USE OF MONEY & PROP					
		3605 INTEREST ON BANK DEP & INVEST	$	7,573	$ 4,198	$ 900	$ 900
	TOTAL REV FROM USE OF MONEY & PROP		**$**	**7,573**	**$ 4,198**	**$ 900**	**$ 900**
TOTAL FIXED WING AIRCRAFT			**$**	**7,795**	**$ 119,141**	**$ 24,443**	**$ 24,443**
VEHICLE/APPARATUS						
	REV FROM USE OF MONEY & PROP					
		3605 INTEREST ON BANK DEP & INVEST	$	15,496	$ 6,971	$ 11,305	$ 11,305
	TOTAL REV FROM USE OF MONEY & PROP		**$**	**15,496**	**$ 6,971**	**$ 11,305**	**$ 11,305**
TOTAL VEHICLE/APPARATUS			**$**	**15,496**	**$ 6,971**	**$ 11,305**	**$ 11,305**
HAZARDOUS WASTE SETTLEMNTS						
	CHARGES FOR SERVICES					
		CHARGES FOR CURRENT SERVICES				
		4735 HEALTH SERVICES-FOOD	$	$	$ 167	$
		TOTAL CHARGES FOR CURRENT SERVICES	**$**	**$**	**$ 167**	**$**
	TOTAL CHARGES FOR SERVICES		**$**	**$**	**$ 167**	**$**
	FINES, FORFEITURES & PENALTIES					
		3550 FORFEITURES & PENALTIES	$	410,544	$ 170,497	$ 150,000	$ 150,000
	TOTAL FINES, FORFEITURES & PENALTIES		**$**	**410,544**	**$ 170,497**	**$ 150,000**	**$ 150,000**
TOTAL HAZARDOUS WASTE SETTLEMNTS			**$**	**410,544**	**$ 170,664**	**$ 150,000**	**$ 150,000**
SHERIFF`S CAL-ID						
	FINES, FORFEITURES & PENALTIES					
		3455 VEHICLE CODE FINES	$	660,517	$ 653,998	$ 665,000	$ 665,000
	TOTAL FINES, FORFEITURES & PENALTIES		**$**	**660,517**	**$ 653,998**	**$ 665,000**	**$ 665,000**

State Controller Schedules County Budget Act January 2010	COUNTY OF KERN Detail of Additional Financing Sources by Fund and Account Governmental Funds Fiscal Year 2010-11	Schedule 6

Fund Name	Financing Source Category	Financing Source Account	Actual 2008-09	Actual 2009-10	CAO Recommended 2010-11	Adopted by the Board of Supervisors 2010-11
1	2	3	4	5	6	7
	OTHER FINANCING SOURCES					
	5497	OFS/OPERATING TRANSFER IN	$ 178,275	$	$	$
		TOTAL OTHER FINANCING SOURCES	**$ 178,275**	**$**	**$**	**$**
	REV FROM USE OF MONEY & PROP					
	3605	INTEREST ON BANK DEP & INVEST	$ 79,233	$ 38,717	$ 75,000	$ 75,000
		TOTAL REV FROM USE OF MONEY & PROP	**$ 79,233**	**$ 38,717**	**$ 75,000**	**$ 75,000**
TOTAL SHERIFF`S CAL-ID			**$ 918,025**	**$ 692,715**	**$ 740,000**	**$ 740,000**
SHERIFF`S CIVIL SUBPOENAS						
	MISCELLANEOUS REVENUES					
	5400	JURY/WITNESS FEES FRM CNTY EMP	$ 8,132	$ (64,330)	$ 3,000	$ 3,000
		TOTAL MISCELLANEOUS REVENUES	**$ 8,132**	**$ (64,330)**	**$ 3,000**	**$ 3,000**
TOTAL SHERIFF`S CIVIL SUBPOENAS			**$ 8,132**	**$ (64,330)**	**$ 3,000**	**$ 3,000**
KNET-SPC ASSET FORFEITURE REV						
	FINES, FORFEITURES & PENALTIES					
	3550	FORFEITURES & PENALTIES	$	$ 78,787	$	
		TOTAL FINES, FORFEITURES & PENALTIES	**$**	**$ 78,787**	**$**	
TOTAL KNET-SPC ASSET FORFEITURE REV			**$**	**$ 78,787**	**$**	
SHERIFF`S DRUG ABUSE GANG DIVR						
	MISCELLANEOUS REVENUES					
	5730	TRUST FUNDS-OTHER	$ 232	$	$	
		TOTAL MISCELLANEOUS REVENUES	**$ 232**	**$**	**$**	
	OTHER FINANCING SOURCES					
	5497	OFS/OPERATING TRANSFER IN	$ 115,380	$ 7,998	$ 30,000	$ 30,000
		TOTAL OTHER FINANCING SOURCES	**$ 115,380**	**$ 7,998**	**$ 30,000**	**$ 30,000**
	REV FROM USE OF MONEY & PROP					
	3605	INTEREST ON BANK DEP & INVEST	$ 7,066	$ 4,678	$ 5,000	$ 5,000
		TOTAL REV FROM USE OF MONEY & PROP	**$ 7,066**	**$ 4,678**	**$ 5,000**	**$ 5,000**
TOTAL SHERIFF`S DRUG ABUSE GANG DIVR			**$ 122,678**	**$ 12,676**	**$ 35,000**	**$ 35,000**
SHERIFF`S TRAINING						
	MISCELLANEOUS REVENUES					

State Controller Schedules
County Budget Act
January 2010

COUNTY OF KERN
Detail of Additional Financing Sources by Fund and Account
Governmental Funds
Fiscal Year 2010-11

Schedule 6

Fund Name	Financing Source Category	Financing Source Account	Actual 2008-09	Actual 2009-10	CAO Recommended 2010-11	Adopted by the Board of Supervisors 2010-11
1	2	3	4	5	6	7
		5445 MISCELLANEOUS OTHER REVENUE	$ 161,156	$ 182,433	$ 160,000	$ 165,000
		TOTAL MISCELLANEOUS REVENUES	**$ 161,156**	**$ 182,433**	**$ 160,000**	**$ 165,000**
	REV FROM USE OF MONEY & PROP					
		3605 INTEREST ON BANK DEP & INVEST	$ 4,020	$ 2,849	$ 4,500	$ 4,500
		TOTAL REV FROM USE OF MONEY & PROP	**$ 4,020**	**$ 2,849**	**$ 4,500**	**$ 4,500**
TOTAL SHERIFF`S TRAINING			**$ 165,176**	**$ 185,282**	**$ 164,500**	**$ 169,500**
SHERIFF-WORK RELEASE						
	MISCELLANEOUS REVENUES					
		5365 WORK RELEASE PROGRAM	$ 416,729	$ 515,624	$ 425,000	$ 425,000
		TOTAL MISCELLANEOUS REVENUES	**$ 416,729**	**$ 515,624**	**$ 425,000**	**$ 425,000**
	REV FROM USE OF MONEY & PROP					
		3605 INTEREST ON BANK DEP & INVEST	$ 3,464	$ 4,966	$ 5,500	$ 5,500
		TOTAL REV FROM USE OF MONEY & PROP	**$ 3,464**	**$ 4,966**	**$ 5,500**	**$ 5,500**
TOTAL SHERIFF-WORK RELEASE			**$ 420,193**	**$ 520,590**	**$ 430,500**	**$ 430,500**
SHERIFF-STATE FORFEITURE						
	FINES, FORFEITURES & PENALTIES					
		3550 FORFEITURES & PENALTIES	$ 45,997	$ 95,316	$ 90,000	$ 90,000
		TOTAL FINES, FORFEITURES & PENALTIES	**$ 45,997**	**$ 95,316**	**$ 90,000**	**$ 90,000**
	MISCELLANEOUS REVENUES					
		5730 TRUST FUNDS-OTHER	$ 1	$	$	
		TOTAL MISCELLANEOUS REVENUES	**$ 1**	**$**	**$**	
TOTAL SHERIFF-STATE FORFEITURE			**$ 45,998**	**$ 95,316**	**$ 90,000**	**$ 90,000**
SHERIFF`S CIVIL AUTOMATED						
	CHARGES FOR SERVICES					
		CHARGES FOR CURRENT SERVICES				
		4570 CIVIL PROCESS SERVICES	$ 144,309	$ 121,740	$ 110,000	$ 110,000
		TOTAL CHARGES FOR CURRENT SERVICES	**$ 144,309**	**$ 121,740**	**$ 110,000**	**$ 110,000**
		TOTAL CHARGES FOR SERVICES	**$ 144,309**	**$ 121,740**	**$ 110,000**	**$ 110,000**
	REV FROM USE OF MONEY & PROP					
		3605 INTEREST ON BANK DEP & INVEST	$ 15,658	$ 7,840	$ 8,000	$ 8,000

State Controller Schedules
County Budget Act
January 2010

COUNTY OF KERN
Detail of Additional Financing Sources by Fund and Account
Governmental Funds
Fiscal Year 2010-11

Schedule 6

Fund Name	Financing Source Category	Financing Source Account	Actual 2008-09	Actual 2009-10	CAO Recommended 2010-11	Adopted by the Board of Supervisors 2010-11
1	2	3	4	5	6	7
		TOTAL REV FROM USE OF MONEY & PROP	**$ 15,658**	**$ 7,840**	**$ 8,000**	**$ 8,000**
TOTAL SHERIFF`S CIVIL AUTOMATED			**$ 159,967**	**$ 129,580**	**$ 118,000**	**$ 118,000**
SHERIFFS FIREARMS						
	MISCELLANEOUS REVENUES					
		5370 SALES-OTHER	$ 7,169	$ 17,440	$ 20,500	$ 20,500
		TOTAL MISCELLANEOUS REVENUES	**$ 7,169**	**$ 17,440**	**$ 20,500**	**$ 20,500**
	REV FROM USE OF MONEY & PROP					
		3605 INTEREST ON BANK DEP & INVEST	$ 168	$ 327	$ 300	$ 300
		TOTAL REV FROM USE OF MONEY & PROP	**$ 168**	**$ 327**	**$ 300**	**$ 300**
TOTAL SHERIFFS FIREARMS			**$ 7,337**	**$ 17,767**	**$ 20,800**	**$ 20,800**
SHERIFF-JUDGEMENT DEBTORS FEE						
	CHARGES FOR SERVICES					
		CHARGES FOR CURRENT SERVICES				
		4570 CIVIL PROCESS SERVICES	$ 199,413	$ 186,950	$ 160,000	$ 160,000
		TOTAL CHARGES FOR CURRENT SERVICES	**$ 199,413**	**$ 186,950**	**$ 160,000**	**$ 160,000**
		TOTAL CHARGES FOR SERVICES	**$ 199,413**	**$ 186,950**	**$ 160,000**	**$ 160,000**
TOTAL SHERIFF-JUDGEMENT DEBTORS FEE			**$ 199,413**	**$ 186,950**	**$ 160,000**	**$ 160,000**
SHERIFF`S COMM RESOURCES						
	MISCELLANEOUS REVENUES					
		5730 TRUST FUNDS-OTHER	$ 500	$	$	
		TOTAL MISCELLANEOUS REVENUES	**$ 500**	**$**	**$**	
	REV FROM USE OF MONEY & PROP					
		3605 INTEREST ON BANK DEP & INVEST	$ 3,247	$ 1,525	$ 1,400	$ 1,400
		TOTAL REV FROM USE OF MONEY & PROP	**$ 3,247**	**$ 1,525**	**$ 1,400**	**$ 1,400**
TOTAL SHERIFF`S COMM RESOURCES			**$ 3,747**	**$ 1,525**	**$ 1,400**	**$ 1,400**
SHERIFF`S VOLUNTEER SERV GRP						
	MISCELLANEOUS REVENUES					
		5405 GIFTS AND DONATIONS	$ 6,531	$ 6,828	$ 5,000	$ 5,000
		5730 TRUST FUNDS-OTHER	(1)			
		TOTAL MISCELLANEOUS REVENUES	**$ 6,530**	**$ 6,828**	**$ 5,000**	**$ 5,000**

State Controller Schedules
County Budget Act
January 2010

COUNTY OF KERN
Detail of Additional Financing Sources by Fund and Account
Governmental Funds
Fiscal Year 2010-11

Schedule 6

Fund Name	Financing Source Category	Financing Source Account	Actual 2008-09	Actual 2009-10	CAO Recommended 2010-11	Adopted by the Board of Supervisors 2010-11
1	2	3	4	5	6	7
TOTAL SHERIFF`S VOLUNTEER SERV GRP			**$ 6,530**	**$ 6,828**	**$ 5,000**	**$ 5,000**
SHER-CONTROLLED SUBTANCE						
	FINES, FORFEITURES & PENALTIES					
		3550 FORFEITURES & PENALTIES	$ 6,513	$ 1,012,392	$ 2,300	$ 2,300
		TOTAL FINES, FORFEITURES & PENALTIES	**$ 6,513**	**$ 1,012,392**	**$ 2,300**	**$ 2,300**
	REV FROM USE OF MONEY & PROP					
		3605 INTEREST ON BANK DEP & INVEST	$ 2,148	$ 1,492	$ 1,600	$ 1,600
		TOTAL REV FROM USE OF MONEY & PROP	**$ 2,148**	**$ 1,492**	**$ 1,600**	**$ 1,600**
TOTAL SHER-CONTROLLED SUBTANCE			**$ 8,661**	**$ 1,013,884**	**$ 3,900**	**$ 3,900**
BKFD PLANNED SEWER #1						
	CHARGES FOR SERVICES					
		CHARGES FOR CURRENT SERVICES				
		4845 SANITATION SERVICES-SEWER CHG	$ 10,332	$ (6,312)	$ 30,000	$ 30,000
		TOTAL CHARGES FOR CURRENT SERVICES	**$ 10,332**	**$ (6,312)**	**$ 30,000**	**$ 30,000**
		TOTAL CHARGES FOR SERVICES	**$ 10,332**	**$ (6,312)**	**$ 30,000**	**$ 30,000**
	REV FROM USE OF MONEY & PROP					
		3605 INTEREST ON BANK DEP & INVEST	$	$ 68,249	$	$
		TOTAL REV FROM USE OF MONEY & PROP	**$**	**$ 68,249**	**$**	**$**
TOTAL BKFD PLANNED SEWER #1			**$ 10,332**	**$ 61,937**	**$ 30,000**	**$ 30,000**
DIVCA LOCAL FRANCHISE FEE						
	LICENSES, PERMITS & FRANCHISES					
		3351 FRANCHISES-CABLE	$	$ 35,932	$ 228,000	$ 228,000
		TOTAL LICENSES, PERMITS & FRANCHISES	**$**	**$ 35,932**	**$ 228,000**	**$ 228,000**
	REV FROM USE OF MONEY & PROP					
		3605 INTEREST ON BANK DEP & INVEST	$	$ 9	$ 5	$ 5
		TOTAL REV FROM USE OF MONEY & PROP	**$**	**$ 9**	**$ 5**	**$ 5**
TOTAL DIVCA LOCAL FRANCHISE FEE			**$**	**$ 35,941**	**$ 228,005**	**$ 228,005**
BKFD PLANNED SEWER #2						
	CHARGES FOR SERVICES					
		CHARGES FOR CURRENT SERVICES				

State Controller Schedules
County Budget Act
January 2010

COUNTY OF KERN
Detail of Additional Financing Sources by Fund and Account
Governmental Funds
Fiscal Year 2010-11

Schedule 6

Fund Name	Financing Source Category	Financing Source Account	Actual 2008-09	Actual 2009-10	CAO Recommended 2010-11	Adopted by the Board of Supervisors 2010-11
1	2	3	4	5	6	7
		4845 SANITATION SERVICES-SEWER CHG	$ 40,800	$	$	$
		TOTAL CHARGES FOR CURRENT SERVICES	**$ 40,800**	**$**	**$**	**$**
	TOTAL CHARGES FOR SERVICES		**$ 40,800**	**$**	**$**	**$**
	REV FROM USE OF MONEY & PROP					
		3605 INTEREST ON BANK DEP & INVEST	$ 8,773	$ 5,047	$ 6,117	$ 6,117
	TOTAL REV FROM USE OF MONEY & PROP		**$ 8,773**	**$ 5,047**	**$ 6,117**	**$ 6,117**
TOTAL BKFD PLANNED SEWER #2			**$ 49,573**	**$ 5,047**	**$ 6,117**	**$ 6,117**
SHERIFF`S CAL-MMET						
	REV FROM USE OF MONEY & PROP					
		3605 INTEREST ON BANK DEP & INVEST	$ 395	$ 219	$ 400	$ 400
	TOTAL REV FROM USE OF MONEY & PROP		**$ 395**	**$ 219**	**$ 400**	**$ 400**
TOTAL SHERIFF`S CAL-MMET			**$ 395**	**$ 219**	**$ 400**	**$ 400**
HIDTA-STATE ASSET FORFEIT						
	FINES, FORFEITURES & PENALTIES					
		3550 FORFEITURES & PENALTIES	$ 10,775	$ 12,767	$ 13,000	$ 13,000
	TOTAL FINES, FORFEITURES & PENALTIES		**$ 10,775**	**$ 12,767**	**$ 13,000**	**$ 13,000**
	REV FROM USE OF MONEY & PROP					
		3605 INTEREST ON BANK DEP & INVEST	$ 4,319	$ 2,578	$ 2,900	$ 2,900
	TOTAL REV FROM USE OF MONEY & PROP		**$ 4,319**	**$ 2,578**	**$ 2,900**	**$ 2,900**
TOTAL HIDTA-STATE ASSET FORFEIT			**$ 15,094**	**$ 15,345**	**$ 15,900**	**$ 15,900**
CAL-MMET-STATE ASSET FORFEIT						
	FINES, FORFEITURES & PENALTIES					
		3550 FORFEITURES & PENALTIES	$ 96,872	$ 52,687	$ 27,000	$ 27,000
	TOTAL FINES, FORFEITURES & PENALTIES		**$ 96,872**	**$ 52,687**	**$ 27,000**	**$ 27,000**
	REV FROM USE OF MONEY & PROP					
		3605 INTEREST ON BANK DEP & INVEST	$ 24,210	$ 9,309	$ 9,000	$ 9,000
	TOTAL REV FROM USE OF MONEY & PROP		**$ 24,210**	**$ 9,309**	**$ 9,000**	**$ 9,000**
TOTAL CAL-MMET-STATE ASSET FORFEIT			**$ 121,082**	**$ 61,996**	**$ 36,000**	**$ 36,000**
HIGH TECH EQUIPMENT						
	REV FROM USE OF MONEY & PROP					

State Controller Schedules
County Budget Act
January 2010

COUNTY OF KERN
Detail of Additional Financing Sources by Fund and Account
Governmental Funds
Fiscal Year 2010-11

Schedule 6

Fund Name	Financing Source Category	Financing Source Account	Actual 2008-09	Actual 2009-10	CAO Recommended 2010-11	Adopted by the Board of Supervisors 2010-11
1	2	3	4	5	6	7
		3605 INTEREST ON BANK DEP & INVEST	$ 116	$ 66	$ 75	$ 75
		TOTAL REV FROM USE OF MONEY & PROP	**$ 116**	**$ 66**	**$ 75**	**$ 75**
TOTAL HIGH TECH EQUIPMENT			**$ 116**	**$ 66**	**$ 75**	**$ 75**
BKFD PLANNED SEWER #3						
	REV FROM USE OF MONEY & PROP					
		3605 INTEREST ON BANK DEP & INVEST	$ 90	$ 50	$ 60	$ 60
		TOTAL REV FROM USE OF MONEY & PROP	**$ 90**	**$ 50**	**$ 60**	**$ 60**
TOTAL BKFD PLANNED SEWER #3			**$ 90**	**$ 50**	**$ 60**	**$ 60**
BKFD PLANNED SEWER #4						
	REV FROM USE OF MONEY & PROP					
		3605 INTEREST ON BANK DEP & INVEST	$ 1,942	$ 1,082	$ 1,309	$ 1,309
		TOTAL REV FROM USE OF MONEY & PROP	**$ 1,942**	**$ 1,082**	**$ 1,309**	**$ 1,309**
TOTAL BKFD PLANNED SEWER #4			**$ 1,942**	**$ 1,082**	**$ 1,309**	**$ 1,309**
BKFD PLANNED SEWER #5						
	CHARGES FOR SERVICES					
		CHARGES FOR CURRENT SERVICES				
		4845 SANITATION SERVICES-SEWER CHG	$	$ 8,774	$	
		TOTAL CHARGES FOR CURRENT SERVICES	**$**	**$ 8,774**	**$**	
		TOTAL CHARGES FOR SERVICES	**$**	**$ 8,774**	**$**	
	REV FROM USE OF MONEY & PROP					
		3605 INTEREST ON BANK DEP & INVEST	$ 1,817	$ 1,114	$ 14,494	$ 14,494
		TOTAL REV FROM USE OF MONEY & PROP	**$ 1,817**	**$ 1,114**	**$ 14,494**	**$ 14,494**
TOTAL BKFD PLANNED SEWER #5			**$ 1,817**	**$ 9,888**	**$ 14,494**	**$ 14,494**
CO PLANNED SEWER AREA A						
	CHARGES FOR SERVICES					
		CHARGES FOR CURRENT SERVICES				
		4845 SANITATION SERVICES-SEWER CHG	$ 1,368	$ 684	$	
		TOTAL CHARGES FOR CURRENT SERVICES	**$ 1,368**	**$ 684**	**$**	
		TOTAL CHARGES FOR SERVICES	**$ 1,368**	**$ 684**	**$**	
	REV FROM USE OF MONEY & PROP					
		3605 INTEREST ON BANK DEP & INVEST	$ 844	$ 497	$ 1,627	$ 1,627

State Controller Schedules
County Budget Act
January 2010

COUNTY OF KERN
Detail of Additional Financing Sources by Fund and Account
Governmental Funds
Fiscal Year 2010-11

Schedule 6

Fund Name	Financing Source Category	Financing Source Account	Actual 2008-09	Actual 2009-10	CAO Recommended 2010-11	Adopted by the Board of Supervisors 2010-11
1	2	3	4	5	6	7
		TOTAL REV FROM USE OF MONEY & PROP	**$ 844**	**$ 497**	**$ 1,627**	**$ 1,627**
TOTAL CO PLANNED SEWER AREA A			**$ 2,212**	**$ 1,181**	**$ 1,627**	**$ 1,627**
HEALTH-BIO TERRORISM GRANT						
	INTERGOVERNMENTAL REVENUES					
		FEDERAL				
		4100 FEDERAL-HEALTH-ADMINISTRATION	$ 932,009	$ 953,631	$ 1,065,000	$ 1,121,808
		TOTAL FEDERAL	**$ 932,009**	**$ 953,631**	**$ 1,065,000**	**$ 1,121,808**
		TOTAL INTERGOVERNMENTAL REVENUES	**$ 932,009**	**$ 953,631**	**$ 1,065,000**	**$ 1,121,808**
	REV FROM USE OF MONEY & PROP					
		3605 INTEREST ON BANK DEP & INVEST	$	$ 21,934	$ 14,000	$ 14,000
		TOTAL REV FROM USE OF MONEY & PROP	**$**	**$ 21,934**	**$ 14,000**	**$ 14,000**
TOTAL HEALTH-BIO TERRORISM GRANT			**$ 932,009**	**$ 975,565**	**$ 1,079,000**	**$ 1,135,808**
CO PLANNED SEWER AREA B						
	REV FROM USE OF MONEY & PROP					
		3605 INTEREST ON BANK DEP & INVEST	$ 43	$ 24	$ 29	$ 29
		TOTAL REV FROM USE OF MONEY & PROP	**$ 43**	**$ 24**	**$ 29**	**$ 29**
TOTAL CO PLANNED SEWER AREA B			**$ 43**	**$ 24**	**$ 29**	**$ 29**
CSA #71 SEPTIC ABANDONMENT						
	CHARGES FOR SERVICES					
		CHARGES FOR CURRENT SERVICES				
		4845 SANITATION SERVICES-SEWER CHG	$ 32,205	$ (3,825)	$ 15,000	$ 15,000
		TOTAL CHARGES FOR CURRENT SERVICES	**$ 32,205**	**$ (3,825)**	**$ 15,000**	**$ 15,000**
		TOTAL CHARGES FOR SERVICES	**$ 32,205**	**$ (3,825)**	**$ 15,000**	**$ 15,000**
	REV FROM USE OF MONEY & PROP					
		3605 INTEREST ON BANK DEP & INVEST	$ 30,323	$ 13,308	$ 11,721	$ 11,721
		TOTAL REV FROM USE OF MONEY & PROP	**$ 30,323**	**$ 13,308**	**$ 11,721**	**$ 11,721**
TOTAL CSA #71 SEPTIC ABANDONMENT			**$ 62,528**	**$ 9,483**	**$ 26,721**	**$ 26,721**
WRAPAROUND SAVINGS						
	OTHER FINANCING SOURCES					
		5497 OFS/OPERATING TRANSFER IN	$ 699,999	$ 1,704,096	$ 2,000,000	$ 2,000,000
		TOTAL OTHER FINANCING SOURCES	**$ 699,999**	**$ 1,704,096**	**$ 2,000,000**	**$ 2,000,000**

State Controller Schedules
County Budget Act
January 2010

COUNTY OF KERN
Detail of Additional Financing Sources by Fund and Account
Governmental Funds
Fiscal Year 2010-11

Schedule 6

Fund Name	Financing Source Category	Financing Source Account	Actual 2008-09	Actual 2009-10	CAO Recommended 2010-11	Adopted by the Board of Supervisors 2010-11
1	2	3	4	5	6	7
TOTAL WRAPAROUND SAVINGS			**$ 699,999**	**$ 1,704,096**	**$ 2,000,000**	**$ 2,000,000**
RECORDERS ELECTRONIC RECORDING						
	CHARGES FOR SERVICES					
		CHARGES FOR CURRENT SERVICES				
		4680 RECORDING FEES	$ 185,205	$ 181,448	$ 172,062	$ 172,062
		TOTAL CHARGES FOR CURRENT SERVICES	**$ 185,205**	**$ 181,448**	**$ 172,062**	**$ 172,062**
		CHARGES FOR SERVICES-INTERFUND				
		5327 I/F-RECORDING FEES	$ 644	$ 1	$	
		TOTAL CHARGES FOR SERVICES-INTERFUND	**$ 644**	**$ 1**	**$**	
	TOTAL CHARGES FOR SERVICES		**$ 185,849**	**$ 181,449**	**$ 172,062**	**$ 172,062**
	OTHER FINANCING SOURCES					
		5497 OFS/OPERATING TRANSFER IN	$ 29	$ 27	$	
	TOTAL OTHER FINANCING SOURCES		**$ 29**	**$ 27**	**$**	
	REV FROM USE OF MONEY & PROP					
		3605 INTEREST ON BANK DEP & INVEST	$ 7,572	$ 3,453	$ 5,442	$ 5,442
	TOTAL REV FROM USE OF MONEY & PROP		**$ 7,572**	**$ 3,453**	**$ 5,442**	**$ 5,442**
TOTAL RECORDERS ELECTRONIC RECORDING			**$ 193,450**	**$ 184,929**	**$ 177,504**	**$ 177,504**
FIREWORKS VIOLATIONS						
	FINES, FORFEITURES & PENALTIES					
		3550 FORFEITURES & PENALTIES	$ 24,892	$ 25,877	$	
	TOTAL FINES, FORFEITURES & PENALTIES		**$ 24,892**	**$ 25,877**	**$**	
	REV FROM USE OF MONEY & PROP					
		3605 INTEREST ON BANK DEP & INVEST	$ 731	$ 476	$ 697	$ 697
	TOTAL REV FROM USE OF MONEY & PROP		**$ 731**	**$ 476**	**$ 697**	**$ 697**
TOTAL FIREWORKS VIOLATIONS			**$ 25,623**	**$ 26,353**	**$ 697**	**$ 697**
DA FAMILY - EXCESS REVENUE						
	REV FROM USE OF MONEY & PROP					
		3605 INTEREST ON BANK DEP & INVEST	$ 11,613	$ 6,473	$	$ 6,380
	TOTAL REV FROM USE OF MONEY & PROP		**$ 11,613**	**$ 6,473**	**$**	**$ 6,380**
TOTAL DA FAMILY - EXCESS REVENUE			**$ 11,613**	**$ 6,473**	**$**	**$ 6,380**

State Controller Schedules
County Budget Act
January 2010

COUNTY OF KERN
Detail of Additional Financing Sources by Fund and Account
Governmental Funds
Fiscal Year 2010-11

Schedule 6

Fund Name	Financing Source Category	Financing Source Account	Actual 2008-09	Actual 2009-10	CAO Recommended 2010-11	Adopted by the Board of Supervisors 2010-11
1	2	3	4	5	6	7
D.A.-FEDERAL FORFEITURE						
	FINES, FORFEITURES & PENALTIES					
	3550	FORFEITURES & PENALTIES	$ 8,134	$ 24,507	$	$
		TOTAL FINES, FORFEITURES & PENALTIES	**$ 8,134**	**$ 24,507**	**$**	**$**
	REV FROM USE OF MONEY & PROP					
	3605	INTEREST ON BANK DEP & INVEST	$ 2,455	$ 1,047	$ 1,500	$ 1,500
		TOTAL REV FROM USE OF MONEY & PROP	**$ 2,455**	**$ 1,047**	**$ 1,500**	**$ 1,500**
TOTAL D.A.-FEDERAL FORFEITURE			**$ 10,589**	**$ 25,554**	**$ 1,500**	**$ 1,500**
DA-COURT ORDERED PENALTIES						
	FINES, FORFEITURES & PENALTIES					
	3550	FORFEITURES & PENALTIES	$ 988,113	$ 82,135	$ 63,881	$ 63,881
		TOTAL FINES, FORFEITURES & PENALTIES	**$ 988,113**	**$ 82,135**	**$ 63,881**	**$ 63,881**
TOTAL DA-COURT ORDERED PENALTIES			**$ 988,113**	**$ 82,135**	**$ 63,881**	**$ 63,881**
HOPST PREPAREDNESS PRGM GRANT						
	INTERGOVERNMENTAL REVENUES					
	OTHER					
	4220	OTHER AID FROM GOVTMNTL AGNCS	$ 18,576	$ (3,642)	$	$ 63,498
		TOTAL OTHER	**$ 18,576**	**$ (3,642)**	**$**	**$ 63,498**
		TOTAL INTERGOVERNMENTAL REVENUES	**$ 18,576**	**$ (3,642)**	**$**	**$ 63,498**
	REV FROM USE OF MONEY & PROP					
	3605	INTEREST ON BANK DEP & INVEST	$	$ 279	$	$ 150
		TOTAL REV FROM USE OF MONEY & PROP	**$**	**$ 279**	**$**	**$ 150**
TOTAL HOPST PREPAREDNESS PRGM GRANT			**$ 18,576**	**$ (3,363)**	**$**	**$ 63,648**
EMS WEEK - DONATIONS						
	MISCELLANEOUS REVENUES					
	5405	GIFTS AND DONATIONS	$ 2,550	$ (250)	$ 500	$ 500
		TOTAL MISCELLANEOUS REVENUES	**$ 2,550**	**$ (250)**	**$ 500**	**$ 500**
	REV FROM USE OF MONEY & PROP					
	3605	INTEREST ON BANK DEP & INVEST	$ 898	$ 422	$ 410	$ 410
		TOTAL REV FROM USE OF MONEY & PROP	**$ 898**	**$ 422**	**$ 410**	**$ 410**

State Controller Schedules
County Budget Act
January 2010

COUNTY OF KERN
Detail of Additional Financing Sources by Fund and Account
Governmental Funds
Fiscal Year 2010-11

Schedule 6

Fund Name	Financing Source Category	Financing Source Account	Actual 2008-09	Actual 2009-10	CAO Recommended 2010-11	Adopted by the Board of Supervisors 2010-11
1	2	3	4	5	6	7
TOTAL EMS WEEK - DONATIONS			**$ 3,448**	**$ 172**	**$ 910**	**$ 910**
FIRE DEPT DONATIONS						
	MISCELLANEOUS REVENUES					
		5405 GIFTS AND DONATIONS	$ 4,710	$ 4,453	$	$
		TOTAL MISCELLANEOUS REVENUES	**$ 4,710**	**$ 4,453**	**$**	**$**
	REV FROM USE OF MONEY & PROP					
		3605 INTEREST ON BANK DEP & INVEST	$ 2,045	$ 1,221	$ 1,472	$ 1,472
		TOTAL REV FROM USE OF MONEY & PROP	**$ 2,045**	**$ 1,221**	**$ 1,472**	**$ 1,472**
TOTAL FIRE DEPT DONATIONS			**$ 6,755**	**$ 5,674**	**$ 1,472**	**$ 1,472**
STATE FIRE						
	CHARGES FOR SERVICES					
		CHARGES FOR CURRENT SERVICES				
		5265 FIRE PROT SVC STATE OF CALIF	$ 598,431	$ 713,342	$	$
		TOTAL CHARGES FOR CURRENT SERVICES	**$ 598,431**	**$ 713,342**	**$**	**$**
		TOTAL CHARGES FOR SERVICES	**$ 598,431**	**$ 713,342**	**$**	**$**
	OTHER FINANCING SOURCES					
		5497 OFS/OPERATING TRANSFER IN	$	$ 39,456	$	$
		TOTAL OTHER FINANCING SOURCES	**$**	**$ 39,456**	**$**	**$**
	REV FROM USE OF MONEY & PROP					
		3605 INTEREST ON BANK DEP & INVEST	$ 50,700	$ 36,424	$ 46,500	$ 46,500
		TOTAL REV FROM USE OF MONEY & PROP	**$ 50,700**	**$ 36,424**	**$ 46,500**	**$ 46,500**
TOTAL STATE FIRE			**$ 649,131**	**$ 789,222**	**$ 46,500**	**$ 46,500**
FIRE-HAZARD REDUCTION						
	CHARGES FOR SERVICES					
		CHARGES FOR CURRENT SERVICES				
		5280 OTHER SERVICES	$ 342,743	$ 414,901	$	$
		TOTAL CHARGES FOR CURRENT SERVICES	**$ 342,743**	**$ 414,901**	**$**	**$**
		TOTAL CHARGES FOR SERVICES	**$ 342,743**	**$ 414,901**	**$**	**$**
	REV FROM USE OF MONEY & PROP					
		3605 INTEREST ON BANK DEP & INVEST	$ 7,284	$ 2,482	$ 2,120	$ 2,120
		TOTAL REV FROM USE OF MONEY & PROP	**$ 7,284**	**$ 2,482**	**$ 2,120**	**$ 2,120**

State Controller Schedules
County Budget Act
January 2010

COUNTY OF KERN
Detail of Additional Financing Sources by Fund and Account
Governmental Funds
Fiscal Year 2010-11

Schedule 6

Fund Name	Financing Source Category	Financing Source Account	Actual 2008-09	Actual 2009-10	CAO Recommended 2010-11	Adopted by the Board of Supervisors 2010-11
1	2	3	4	5	6	7
TOTAL FIRE-HAZARD REDUCTION			**$ 350,027**	**$ 417,383**	**$ 2,120**	**$ 2,120**
FIRE-HELICOPTER OPERATIONS						
	CHARGES FOR SERVICES					
		CHARGES FOR CURRENT SERVICES				
		5254 FIRE COSTS REIMBURSEMENTS	$ 651,200	$ 314,905	$	$
		TOTAL CHARGES FOR CURRENT SERVICES	**$ 651,200**	**$ 314,905**	**$**	**$**
	TOTAL CHARGES FOR SERVICES		**$ 651,200**	**$ 314,905**	**$**	**$**
	REV FROM USE OF MONEY & PROP					
		3605 INTEREST ON BANK DEP & INVEST	$ 36,948	$ 20,871	$ 23,610	$ 23,610
		TOTAL REV FROM USE OF MONEY & PROP	**$ 36,948**	**$ 20,871**	**$ 23,610**	**$ 23,610**
TOTAL FIRE-HELICOPTER OPERATIONS			**$ 688,148**	**$ 335,776**	**$ 23,610**	**$ 23,610**
MOBILE FIRE KITCHEN						
	REV FROM USE OF MONEY & PROP					
		3605 INTEREST ON BANK DEP & INVEST	$ 546	$ 107	$ 57	$ 57
		TOTAL REV FROM USE OF MONEY & PROP	**$ 546**	**$ 107**	**$ 57**	**$ 57**
TOTAL MOBILE FIRE KITCHEN			**$ 546**	**$ 107**	**$ 57**	**$ 57**
INMATE WELF-SHER CORRECTION FC						
	MISCELLANEOUS REVENUES					
		5445 MISCELLANEOUS OTHER REVENUE	$ 2,102,256	$ 2,581,905	$ 1,900,000	$ 1,900,000
		TOTAL MISCELLANEOUS REVENUES	**$ 2,102,256**	**$ 2,581,905**	**$ 1,900,000**	**$ 1,900,000**
	REV FROM USE OF MONEY & PROP					
		3605 INTEREST ON BANK DEP & INVEST	$ 172,834	$ 98,824	$ 80,000	$ 80,000
		TOTAL REV FROM USE OF MONEY & PROP	**$ 172,834**	**$ 98,824**	**$ 80,000**	**$ 80,000**
TOTAL INMATE WELF-SHER CORRECTION FC			**$ 2,275,090**	**$ 2,680,729**	**$ 1,980,000**	**$ 1,980,000**
JUVENILE INMATE WELFARE						
	REV FROM USE OF MONEY & PROP					
		3605 INTEREST ON BANK DEP & INVEST	$ 6,254	$ 3,878	$ 4,000	$ 4,000
		3665 PUBLIC TELEPHONE	19,233	24,823	25,200	25,200
		TOTAL REV FROM USE OF MONEY & PROP	**$ 25,487**	**$ 28,701**	**$ 29,200**	**$ 29,200**
TOTAL JUVENILE INMATE WELFARE			**$ 25,487**	**$ 28,701**	**$ 29,200**	**$ 29,200**

State Controller Schedules
County Budget Act
January 2010

COUNTY OF KERN
Detail of Additional Financing Sources by Fund and Account
Governmental Funds
Fiscal Year 2010-11

Schedule 6

Fund Name	Financing Source Category	Financing Source Account	Actual 2008-09	Actual 2009-10	CAO Recommended 2010-11	Adopted by the Board of Supervisors 2010-11
1	2	3	4	5	6	7
KERN CO CHILDREN`S						
	CHARGES FOR SERVICES					
		CHARGES FOR CURRENT SERVICES				
		5240 REIMB OF CHILD ABUSE SERVICE	$ 199,929	$ 181,787	$ 202,800	$ 202,800
		TOTAL CHARGES FOR CURRENT SERVICES	**$ 199,929**	**$ 181,787**	**$ 202,800**	**$ 202,800**
		CHARGES FOR SERVICES-INTERFUND				
		5324 I/F-REIMB CHILD ABUSE SERV	$ 6,353	$ 8,570	$ 6,400	$ 6,400
		TOTAL CHARGES FOR SERVICES-INTERFUND	**$ 6,353**	**$ 8,570**	**$ 6,400**	**$ 6,400**
	TOTAL CHARGES FOR SERVICES		**$ 206,282**	**$ 190,357**	**$ 209,200**	**$ 209,200**
	INTERGOVERNMENTAL REVENUES					
		FEDERAL				
		4051 FEDERAL-SOCIAL SERVICES	$ 46,356	$ 97,940	$ 44,270	$ 44,270
		TOTAL FEDERAL	**$ 46,356**	**$ 97,940**	**$ 44,270**	**$ 44,270**
	TOTAL INTERGOVERNMENTAL REVENUES		**$ 46,356**	**$ 97,940**	**$ 44,270**	**$ 44,270**
	REV FROM USE OF MONEY & PROP					
		3605 INTEREST ON BANK DEP & INVEST	$ 20,471	$ 6,979	$ 20,800	$ 20,800
	TOTAL REV FROM USE OF MONEY & PROP		**$ 20,471**	**$ 6,979**	**$ 20,800**	**$ 20,800**
TOTAL KERN CO CHILDREN`S			**$ 273,109**	**$ 295,276**	**$ 274,270**	**$ 274,270**
KERN CO LIBRARY TRUST FUND						
	MISCELLANEOUS REVENUES					
		5405 GIFTS AND DONATIONS	$ 93,599	$ 375,633	$ 80,000	$ 80,000
	TOTAL MISCELLANEOUS REVENUES		**$ 93,599**	**$ 375,633**	**$ 80,000**	**$ 80,000**
	REV FROM USE OF MONEY & PROP					
		3605 INTEREST ON BANK DEP & INVEST	$ 14,113	$ 6,418	$ 10,000	$ 10,000
		3668 BOOK RENTAL FEES	7,461	6,913	6,000	6,000
	TOTAL REV FROM USE OF MONEY & PROP		**$ 21,574**	**$ 13,331**	**$ 16,000**	**$ 16,000**
TOTAL KERN CO LIBRARY TRUST FUND			**$ 115,173**	**$ 388,964**	**$ 96,000**	**$ 96,000**
PUBLICATIONS TRUST FUND						
	MISCELLANEOUS REVENUES					
		5730 TRUST FUNDS-OTHER	$ 1,792	$ 1,817	$	
	TOTAL MISCELLANEOUS REVENUES		**$ 1,792**	**$ 1,817**	**$**	

State Controller Schedules
County Budget Act
January 2010

COUNTY OF KERN
Detail of Additional Financing Sources by Fund and Account
Governmental Funds
Fiscal Year 2010-11

Schedule 6

Fund Name	Financing Source Category	Financing Source Account	Actual 2008-09	Actual 2009-10	CAO Recommended 2010-11	Adopted by the Board of Supervisors 2010-11
1	2	3	4	5	6	7
TOTAL PUBLICATIONS TRUST FUND			**$ 1,792**	**$ 1,817**	**$**	**$**
CORE AREA METRO BFLD IMP FEE						
	LICENSES, PERMITS & FRANCHISES					
	3221	IMPACT FEE`S & PERMITS	$ 79,546	$ 371,825	$ 116,444	$ 116,444
		TOTAL LICENSES, PERMITS & FRANCHISES	**$ 79,546**	**$ 371,825**	**$ 116,444**	**$ 116,444**
	MISCELLANEOUS REVENUES					
	5730	TRUST FUNDS-OTHER	$ (165,960)	$	$	
		TOTAL MISCELLANEOUS REVENUES	**$ (165,960)**	**$**	**$**	
	REV FROM USE OF MONEY & PROP					
	3605	INTEREST ON BANK DEP & INVEST	$ 86,388	$ 37,142	$ 48,880	$ 48,880
		TOTAL REV FROM USE OF MONEY & PROP	**$ 86,388**	**$ 37,142**	**$ 48,880**	**$ 48,880**
TOTAL CORE AREA METRO BFLD IMP FEE			**$ (26)**	**$ 408,967**	**$ 165,324**	**$ 165,324**
METRO BFLD TRANSPORT IMP FEE						
	LICENSES, PERMITS & FRANCHISES					
	3221	IMPACT FEE`S & PERMITS	$ 1,778,993	$ 1,215,156	$ 2,071,652	$ 2,071,652
		TOTAL LICENSES, PERMITS & FRANCHISES	**$ 1,778,993**	**$ 1,215,156**	**$ 2,071,652**	**$ 2,071,652**
	MISCELLANEOUS REVENUES					
	5730	TRUST FUNDS-OTHER	$	$ (4,466)	$	
		TOTAL MISCELLANEOUS REVENUES	**$**	**$ (4,466)**	**$**	
	REV FROM USE OF MONEY & PROP					
	3605	INTEREST ON BANK DEP & INVEST	$ 141,007	$ 61,338	$ 96,861	$ 96,861
	3615	INTEREST FROM OTHER SOURCES		27,203		
		TOTAL REV FROM USE OF MONEY & PROP	**$ 141,007**	**$ 88,541**	**$ 96,861**	**$ 96,861**
TOTAL METRO BFLD TRANSPORT IMP FEE			**$ 1,920,000**	**$ 1,299,231**	**$ 2,168,513**	**$ 2,168,513**
ROSAMOND TRANSPORT IMP FEE						
	LICENSES, PERMITS & FRANCHISES					
	3221	IMPACT FEE`S & PERMITS	$ 108,273	$ 162,282	$ 344,018	$ 344,018
		TOTAL LICENSES, PERMITS & FRANCHISES	**$ 108,273**	**$ 162,282**	**$ 344,018**	**$ 344,018**
	REV FROM USE OF MONEY & PROP					
	3605	INTEREST ON BANK DEP & INVEST	$ 10,048	$ 9,680	$ 17,680	$ 17,680

State Controller Schedules
County Budget Act
January 2010

COUNTY OF KERN
Detail of Additional Financing Sources by Fund and Account
Governmental Funds
Fiscal Year 2010-11

Schedule 6

Fund Name	Financing Source Category	Financing Source Account	Actual 2008-09	Actual 2009-10	CAO Recommended 2010-11	Adopted by the Board of Supervisors 2010-11
1	2	3	4	5	6	7
		TOTAL REV FROM USE OF MONEY & PROP	**$ 10,048**	**$ 9,680**	**$ 17,680**	**$ 17,680**
TOTAL ROSAMOND TRANSPORT IMP FEE			**$ 118,321**	**$ 171,962**	**$ 361,698**	**$ 361,698**
SOLID WASTE ENFORCEMENT						
	CHARGES FOR SERVICES					
		CHARGES FOR CURRENT SERVICES				
		4750 HEALTH SERVICES-SOLID WASTE	$ 67,145	$ 212,232	$ 200,000	$ 200,000
		4751 HEALTH SERVICES-HAZARDOUS WST	3,947	17,874		
		TOTAL CHARGES FOR CURRENT SERVICES	**$ 71,092**	**$ 230,106**	**$ 200,000**	**$ 200,000**
	TOTAL CHARGES FOR SERVICES		**$ 71,092**	**$ 230,106**	**$ 200,000**	**$ 200,000**
	MISCELLANEOUS REVENUES					
		5730 TRUST FUNDS-OTHER	$ 1	$	$	
		TOTAL MISCELLANEOUS REVENUES	**$ 1**	**$**	**$**	
TOTAL SOLID WASTE ENFORCEMENT			**$ 71,093**	**$ 230,106**	**$ 200,000**	**$ 200,000**
BAKERSFIELD MITIGATION						
	LICENSES, PERMITS & FRANCHISES					
		3221 IMPACT FEE`S & PERMITS	$ 100,879	$ 60,289	$ 141,301	$ 141,301
		TOTAL LICENSES, PERMITS & FRANCHISES	**$ 100,879**	**$ 60,289**	**$ 141,301**	**$ 141,301**
	REV FROM USE OF MONEY & PROP					
		3605 INTEREST ON BANK DEP & INVEST	$ 31,762	$ 16,344	$ 22,710	$ 22,710
		TOTAL REV FROM USE OF MONEY & PROP	**$ 31,762**	**$ 16,344**	**$ 22,710**	**$ 22,710**
TOTAL BAKERSFIELD MITIGATION			**$ 132,641**	**$ 76,633**	**$ 164,011**	**$ 164,011**
TEH TRANSP IMPACT FEE CORE						
	LICENSES, PERMITS & FRANCHISES					
		3221 IMPACT FEE`S & PERMITS	$ 4,772	$	$	
		TOTAL LICENSES, PERMITS & FRANCHISES	**$ 4,772**	**$**	**$**	
	REV FROM USE OF MONEY & PROP					
		3605 INTEREST ON BANK DEP & INVEST	$ 267	$ 206	$ 388	$ 388
		TOTAL REV FROM USE OF MONEY & PROP	**$ 267**	**$ 206**	**$ 388**	**$ 388**
TOTAL TEH TRANSP IMPACT FEE CORE			**$ 5,039**	**$ 206**	**$ 388**	**$ 388**
TEH TRANSP IMPACT FEE NON-CORE						

State Controller Schedules
County Budget Act
January 2010

COUNTY OF KERN
Detail of Additional Financing Sources by Fund and Account
Governmental Funds
Fiscal Year 2010-11

Schedule 6

Fund Name	Financing Source Category	Financing Source Account	Actual 2008-09	Actual 2009-10	CAO Recommended 2010-11	Adopted by the Board of Supervisors 2010-11
1	2	3	4	5	6	7
	LICENSES, PERMITS & FRANCHISES					
	3221	IMPACT FEE`S & PERMITS	$ 175,790	$ 102,281	$ 186,937	$ 186,937
		TOTAL LICENSES, PERMITS & FRANCHISES	**$ 175,790**	**$ 102,281**	**$ 186,937**	**$ 186,937**
	REV FROM USE OF MONEY & PROP					
	3605	INTEREST ON BANK DEP & INVEST	$ 34,641	$ 17,574	$ 23,689	$ 23,689
		TOTAL REV FROM USE OF MONEY & PROP	**$ 34,641**	**$ 17,574**	**$ 23,689**	**$ 23,689**
TOTAL TEH TRANSP IMPACT FEE NON-CORE			**$ 210,431**	**$ 119,855**	**$ 210,626**	**$ 210,626**
JAMISON CENTER						
	MISCELLANEOUS REVENUES					
	5405	GIFTS AND DONATIONS	$ 12,886	$ 11,047	$ 20,000	$ 20,000
	5730	TRUST FUNDS-OTHER	1			
		TOTAL MISCELLANEOUS REVENUES	**$ 12,887**	**$ 11,047**	**$ 20,000**	**$ 20,000**
TOTAL JAMISON CENTER			**$ 12,887**	**$ 11,047**	**$ 20,000**	**$ 20,000**
STRONG MOT INSTRUMENTATION						
	LICENSES, PERMITS & FRANCHISES					
	3200	BUILDING PERMITS	$ 47,769	$ 60,866	$ 26,361	$ 26,361
		TOTAL LICENSES, PERMITS & FRANCHISES	**$ 47,769**	**$ 60,866**	**$ 26,361**	**$ 26,361**
	MISCELLANEOUS REVENUES					
	5730	TRUST FUNDS-OTHER	$ 22	$ (22)	$	
		TOTAL MISCELLANEOUS REVENUES	**$ 22**	**$ (22)**	**$**	
TOTAL STRONG MOT INSTRUMENTATION			**$ 47,791**	**$ 60,844**	**$ 26,361**	**$ 26,361**
TOBACCO EDUCATION CONTROL PROG						
	INTERGOVERNMENTAL REVENUES					
	STATE					
	3955	STATE-AID FOR OTHER STATE AID	$ 200,875	$ 184,109	$ 300,000	$ 300,000
		TOTAL STATE	**$ 200,875**	**$ 184,109**	**$ 300,000**	**$ 300,000**
		TOTAL INTERGOVERNMENTAL REVENUES	**$ 200,875**	**$ 184,109**	**$ 300,000**	**$ 300,000**
	REV FROM USE OF MONEY & PROP					
	3605	INTEREST ON BANK DEP & INVEST	$	$	$ 3,500	$ 3,500
		TOTAL REV FROM USE OF MONEY & PROP	**$**	**$**	**$ 3,500**	**$ 3,500**

State Controller Schedules
County Budget Act
January 2010

COUNTY OF KERN
Detail of Additional Financing Sources by Fund and Account
Governmental Funds
Fiscal Year 2010-11

Schedule 6

Fund Name	Financing Source Category	Financing Source Account	Actual 2008-09	Actual 2009-10	CAO Recommended 2010-11	Adopted by the Board of Supervisors 2010-11
1	2	3	4	5	6	7
TOTAL TOBACCO EDUCATION CONTROL PROG			**$ 200,875**	**$ 184,109**	**$ 303,500**	**$ 303,500**
VITAL & HEALTH STAT-HEALTH DPT						
	MISCELLANEOUS REVENUES					
		5445 MISCELLANEOUS OTHER REVENUE	$ (81,316)	$ 54,752	$ 59,500	$ 59,500
		TOTAL MISCELLANEOUS REVENUES	**$ (81,316)**	**$ 54,752**	**$ 59,500**	**$ 59,500**
TOTAL VITAL & HEALTH STAT-HEALTH DPT			**$ (81,316)**	**$ 54,752**	**$ 59,500**	**$ 59,500**
VITAL & HEALTH STAT-RECORDER						
	CHARGES FOR SERVICES					
		CHARGES FOR CURRENT SERVICES				
		4680 RECORDING FEES	$ 4,948	$ (263)	$	
		4681 COPY & PROCESS FEES	92,417	87,406	98,900	98,900
		TOTAL CHARGES FOR CURRENT SERVICES	**$ 97,365**	**$ 87,143**	**$ 98,900**	**$ 98,900**
		CHARGES FOR SERVICES-INTERFUND				
		5326 I/F-COPY AND PROCESS FEES	$ 3,280	$ 4,946	$	
		TOTAL CHARGES FOR SERVICES-INTERFUND	**$ 3,280**	**$ 4,946**	**$**	
	TOTAL CHARGES FOR SERVICES		**$ 100,645**	**$ 92,089**	**$ 98,900**	**$ 98,900**
TOTAL VITAL & HEALTH STAT-RECORDER			**$ 100,645**	**$ 92,089**	**$ 98,900**	**$ 98,900**
VITAL & HEALTH STAT-CO. CLERK						
	CHARGES FOR SERVICES					
		CHARGES FOR CURRENT SERVICES				
		4681 COPY & PROCESS FEES	$ 1,344	$ 1,417	$ 1,083	$ 1,083
		TOTAL CHARGES FOR CURRENT SERVICES	**$ 1,344**	**$ 1,417**	**$ 1,083**	**$ 1,083**
	TOTAL CHARGES FOR SERVICES		**$ 1,344**	**$ 1,417**	**$ 1,083**	**$ 1,083**
	MISCELLANEOUS REVENUES					
		5730 TRUST FUNDS-OTHER	$ 2	$	$	
		TOTAL MISCELLANEOUS REVENUES	**$ 2**	**$**	**$**	
TOTAL VITAL & HEALTH STAT-CO. CLERK			**$ 1,346**	**$ 1,417**	**$ 1,083**	**$ 1,083**
PARCEL MAP IN-LIEU FEES						
	CHARGES FOR SERVICES					
		CHARGES FOR CURRENT SERVICES				
		4707 CODE ENFORCEMENT FEE	$ 12,407	$ 5,032	$ 7,800	$ 7,800
		TOTAL CHARGES FOR CURRENT SERVICES	**$ 12,407**	**$ 5,032**	**$ 7,800**	**$ 7,800**

State Controller Schedules
County Budget Act
January 2010

COUNTY OF KERN
Detail of Additional Financing Sources by Fund and Account
Governmental Funds
Fiscal Year 2010-11

Schedule 6

Fund Name	Financing Source Category	Financing Source Account	Actual 2008-09	Actual 2009-10	CAO Recommended 2010-11	Adopted by the Board of Supervisors 2010-11
1	2	3	4	5	6	7
		TOTAL CHARGES FOR SERVICES	**$ 12,407**	**$ 5,032**	**$ 7,800**	**$ 7,800**
	REV FROM USE OF MONEY & PROP					
		3605 INTEREST ON BANK DEP & INVEST	$ 33,510	$ 13,161	$ 19,250	$ 19,250
		3751 ROYALTIES - TIMBER HARVEST	3,700		10,000	10,000
		TOTAL REV FROM USE OF MONEY & PROP	**$ 37,210**	**$ 13,161**	**$ 29,250**	**$ 29,250**
TOTAL PARCEL MAP IN-LIEU FEES			**$ 49,617**	**$ 18,193**	**$ 37,050**	**$ 37,050**
ARRA JUSTICE ASSISTANCE						
	INTERGOVERNMENTAL REVENUES					
		FEDERAL				
		4175 FEDERAL ARRA (STIMULUS)	$	$ 875,464	$	$
		TOTAL FEDERAL	**$**	**$ 875,464**	**$**	**$**
		TOTAL INTERGOVERNMENTAL REVENUES	**$**	**$ 875,464**	**$**	**$**
TOTAL ARRA JUSTICE ASSISTANCE			**$**	**$ 875,464**	**$**	**$**
KC ARRA ETR						
	REV FROM USE OF MONEY & PROP					
		3605 INTEREST ON BANK DEP & INVEST	$	$ 858	$ 400	$ 400
		TOTAL REV FROM USE OF MONEY & PROP	**$**	**$ 858**	**$ 400**	**$ 400**
	INTERGOVERNMENTAL REVENUES					
		FEDERAL				
		4175 FEDERAL ARRA (STIMULUS)	$	$ 13,388,710	$ 2,254,310	$ 2,254,310
		TOTAL FEDERAL	**$**	**$ 13,388,710**	**$ 2,254,310**	**$ 2,254,310**
		TOTAL INTERGOVERNMENTAL REVENUES	**$**	**$ 13,388,710**	**$ 2,254,310**	**$ 2,254,310**
TOTAL KC ARRA ETR			**$**	**$ 13,389,568**	**$ 2,254,710**	**$ 2,254,710**
ARRA ENERGY STIMULUS GRANT						
	INTERGOVERNMENTAL REVENUES					
		FEDERAL				
		4175 FEDERAL ARRA (STIMULUS)	$	$ 50,000	$	$ 3,952,300
		TOTAL FEDERAL	**$**	**$ 50,000**	**$**	**$ 3,952,300**
		TOTAL INTERGOVERNMENTAL REVENUES	**$**	**$ 50,000**	**$**	**$ 3,952,300**
	REV FROM USE OF MONEY & PROP					
		3605 INTEREST ON BANK DEP & INVEST	$	$ 303	$	$
		TOTAL REV FROM USE OF MONEY & PROP	**$**	**$ 303**	**$**	**$**

State Controller Schedules
County Budget Act
January 2010

COUNTY OF KERN
Detail of Additional Financing Sources by Fund and Account
Governmental Funds
Fiscal Year 2010-11

Schedule 6

Fund Name	Financing Source Category	Financing Source Account	Actual 2008-09	Actual 2009-10	CAO Recommended 2010-11	Adopted by the Board of Supervisors 2010-11
1	2	3	4	5	6	7
TOTAL ARRA ENERGY STIMULUS GRANT			**$**	**$ 50,303**	**$**	**$ 3,952,300**
ARRA PROBATION ASSISTANCE						
	INTERGOVERNMENTAL REVENUES					
		FEDERAL				
		4175 FEDERAL ARRA (STIMULUS)	$	$	$	$ 810,126
		TOTAL FEDERAL	**$**	**$**	**$**	**$ 810,126**
	TOTAL INTERGOVERNMENTAL REVENUES		**$**	**$**	**$**	**$ 810,126**
TOTAL ARRA PROBATION ASSISTANCE			**$**	**$**	**$**	**$ 810,126**
TOTAL SPECIAL REVENUE FUNDS FINANCING SOURCES			**$**	**$ 796,769,626**	**$ 832,388,723**	**$ 815,518,371** **$ 824,886,278**
CAPITAL PROJECT FUNDS						
ACO-GENERAL						
	REV FROM USE OF MONEY & PROP					
		3605 INTEREST ON BANK DEP & INVEST	$	$ 86,102	$ 61,418	$
		3615 INTEREST FROM OTHER SOURCES		315,753	198,336	238,716 238,716
	TOTAL REV FROM USE OF MONEY & PROP		**$**	**$ 401,855**	**$ 259,754**	**$ 238,716** **$ 238,716**
TOTAL ACO-GENERAL			**$**	**$ 401,855**	**$ 259,754**	**$ 238,716** **$ 238,716**
ACO-STRUCTURAL FIRE						
	REV FROM USE OF MONEY & PROP					
		3605 INTEREST ON BANK DEP & INVEST	$	$ 8,248	$ 4,596	$ 4,600 $ 4,600
	TOTAL REV FROM USE OF MONEY & PROP		**$**	**$ 8,248**	**$ 4,596**	**$ 4,600** **$ 4,600**
TOTAL ACO-STRUCTURAL FIRE			**$**	**$ 8,248**	**$ 4,596**	**$ 4,600** **$ 4,600**
SEVENTH STANDARD ROAD PROJ						
	INTERGOVERNMENTAL REVENUES					
		FEDERAL				
		4105 FEDERAL-AID FOR CONSTRUCTION	$	$ 3,902,072	$ 2,836,157	$
		TOTAL FEDERAL	**$**	**$ 3,902,072**	**$ 2,836,157**	**$**
		STATE				
		3925 STATE-AID FOR CONSTRUCTION	$	$ 7,665,600	$ 232,323	$
		TOTAL STATE	**$**	**$ 7,665,600**	**$ 232,323**	**$**
	TOTAL INTERGOVERNMENTAL REVENUES		**$**	**$ 11,567,672**	**$ 3,068,480**	**$**
	MISCELLANEOUS REVENUES					

State Controller Schedules
County Budget Act
January 2010

COUNTY OF KERN
Detail of Additional Financing Sources by Fund and Account
Governmental Funds
Fiscal Year 2010-11

Schedule 6

Fund Name	Financing Source Category	Financing Source Account	Actual 2008-09	Actual 2009-10	CAO Recommended 2010-11	Adopted by the Board of Supervisors 2010-11
1	2	3	4	5	6	7
		5440 CANCELLED OUTLAWED WARRANTS	$	$ 37,500	$	$ 37,500
		5445 MISCELLANEOUS OTHER REVENUE	226,599	(24,012)		
		TOTAL MISCELLANEOUS REVENUES	**$ 226,599**	**$ 13,488**	**$**	**$ 37,500**
	REV FROM USE OF MONEY & PROP					
		3605 INTEREST ON BANK DEP & INVEST	$ 328,320	$ 78,791	$ 220,000	$ 1,117,450
		TOTAL REV FROM USE OF MONEY & PROP	**$ 328,320**	**$ 78,791**	**$ 220,000**	**$ 1,117,450**
TOTAL SEVENTH STANDARD ROAD PROJ			**$ 12,122,591**	**$ 3,160,759**	**$ 220,000**	**$ 1,154,950**
WHEELER RIDGE OVERPASS						
	INTERGOVERNMENTAL REVENUES					
		FEDERAL				
		4105 FEDERAL-AID FOR CONSTRUCTION	$ 2,690,948	$ 1,391,887	$	$
		TOTAL FEDERAL	**$ 2,690,948**	**$ 1,391,887**	**$**	**$**
		TOTAL INTERGOVERNMENTAL REVENUES	**$ 2,690,948**	**$ 1,391,887**	**$**	**$**
	MISCELLANEOUS REVENUES					
		5445 MISCELLANEOUS OTHER REVENUE	$ 1,621,955	$ 590,000	$	$
		TOTAL MISCELLANEOUS REVENUES	**$ 1,621,955**	**$ 590,000**	**$**	**$**
	REV FROM USE OF MONEY & PROP					
		3605 INTEREST ON BANK DEP & INVEST	$ 36,870	$ 4,524	$	$ 61,395
		TOTAL REV FROM USE OF MONEY & PROP	**$ 36,870**	**$ 4,524**	**$**	**$ 61,395**
TOTAL WHEELER RIDGE OVERPASS			**$ 4,349,773**	**$ 1,986,411**	**$**	**$ 61,395**
7TH STANDARD WIDENING PROJECT						
	INTERGOVERNMENTAL REVENUES					
		FEDERAL				
		4105 FEDERAL-AID FOR CONSTRUCTION	$ 590,538	$ 3,860,730	$	$
		TOTAL FEDERAL	**$ 590,538**	**$ 3,860,730**	**$**	**$**
		STATE				
		3925 STATE-AID FOR CONSTRUCTION	$	$ 3,876,531	$	$
		TOTAL STATE	**$**	**$ 3,876,531**	**$**	**$**
		TOTAL INTERGOVERNMENTAL REVENUES	**$ 590,538**	**$ 7,737,261**	**$**	**$**
	MISCELLANEOUS REVENUES					
		5445 MISCELLANEOUS OTHER REVENUE	$	$	1,201,064 $	$

State Controller Schedules
County Budget Act
January 2010

COUNTY OF KERN
Detail of Additional Financing Sources by Fund and Account
Governmental Funds
Fiscal Year 2010-11

Schedule 6

Fund Name	Financing Source Category	Financing Source Account	Actual 2008-09	Actual 2009-10	CAO Recommended 2010-11	Adopted by the Board of Supervisors 2010-11
1	2	3	4	5	6	7
		TOTAL MISCELLANEOUS REVENUES	**$**	**$ 1,201,064**	**$**	**$**
	OTHER FINANCING SOURCES					
	5497	OFS/OPERATING TRANSFER IN	$	$ 10,421,202	$	$
		TOTAL OTHER FINANCING SOURCES	**$**	**$ 10,421,202**	**$**	**$**
	REV FROM USE OF MONEY & PROP					
	3605	INTEREST ON BANK DEP & INVEST	$ 8,429	$ 14,416	$ 15,000	$ 37,845
		TOTAL REV FROM USE OF MONEY & PROP	**$ 8,429**	**$ 14,416**	**$ 15,000**	**$ 37,845**
TOTAL 7TH STANDARD WIDENING PROJECT			**$ 598,967**	**$ 19,373,943**	**$ 15,000**	**$ 37,845**
2009 COP CAPITAL PROJECTS						
	MISCELLANEOUS REVENUES					
	5447	OTHER OPERATING REVENUE	$	$ 10,959,623	$	$
		TOTAL MISCELLANEOUS REVENUES	**$**	**$ 10,959,623**	**$**	**$**
	REV FROM USE OF MONEY & PROP					
	3605	INTEREST ON BANK DEP & INVEST	$	$ 20,330	$ 12,000	$ 32,328
		TOTAL REV FROM USE OF MONEY & PROP	**$**	**$ 20,330**	**$ 12,000**	**$ 32,328**
TOTAL 2009 COP CAPITAL PROJECTS			**$**	**$ 10,979,953**	**$ 12,000**	**$ 32,328**
HAGEMAN ROAD SOG FUND						
	REV FROM USE OF MONEY & PROP					
	3605	INTEREST ON BANK DEP & INVEST	$	$ 9,522	$	$
		TOTAL REV FROM USE OF MONEY & PROP	**$**	**$ 9,522**	**$**	**$**
TOTAL HAGEMAN ROAD SOG FUND			**$**	**$ 9,522**	**$**	**$**
TOBACCO SECUR PROCEEDS-CP FUND						
	REV FROM USE OF MONEY & PROP					
	3605	INTEREST ON BANK DEP & INVEST	$ 3,013,569	$ 43,169	$ 48,000	$ 1,310,221
	3607	INTEREST-TOBACCO ENDOWMENT			1,250,000	1,250,000
		TOTAL REV FROM USE OF MONEY & PROP	**$ 3,013,569**	**$ 43,169**	**$ 1,298,000**	**$ 2,560,221**
TOTAL TOBACCO SECUR PROCEEDS-CP FUND			**$ 3,013,569**	**$ 43,169**	**$ 1,298,000**	**$ 2,560,221**
REXLAND ACRES SEWER IMPRVMNT						
	FINES, FORFEITURES & PENALTIES					

State Controller Schedules
County Budget Act
January 2010

COUNTY OF KERN
Detail of Additional Financing Sources by Fund and Account
Governmental Funds
Fiscal Year 2010-11

Schedule 6

Fund Name	Financing Source Category	Financing Source Account	Actual 2008-09	Actual 2009-10	CAO Recommended 2010-11	Adopted by the Board of Supervisors 2010-11
1	2	3	4	5	6	7
		3550 FORFEITURES & PENALTIES	$ 1,270	$	$	$
		TOTAL FINES, FORFEITURES & PENALTIES	**$ 1,270**	**$**	**$**	**$**
	INTERGOVERNMENTAL REVENUES					
		FEDERAL				
		4105 FEDERAL-AID FOR CONSTRUCTION	$ 1,826,963	$	$	$
		TOTAL FEDERAL	**$ 1,826,963**	**$**	**$**	**$**
		STATE				
		3925 STATE-AID FOR CONSTRUCTION	$ 1,610,924	$ 176,365	$	$
		TOTAL STATE	**$ 1,610,924**	**$ 176,365**	**$**	**$**
		TOTAL INTERGOVERNMENTAL REVENUES	**$ 3,437,887**	**$ 176,365**	**$**	**$**
	OTHER FINANCING SOURCES					
		5493 OTHER FINANCING SRCE-PROCEEDS	$	$	$	$
		5497 OFS/OPERATING TRANSFER IN	200,000			
		TOTAL OTHER FINANCING SOURCES	**$ 200,000**	**$**	**$**	**$**
	REV FROM USE OF MONEY & PROP					
		3605 INTEREST ON BANK DEP & INVEST	$ 15,921	$ 70,345	$ 1,500	$ 104,028
		3615 INTEREST FROM OTHER SOURCES		28		28
		TOTAL REV FROM USE OF MONEY & PROP	**$ 15,921**	**$ 70,373**	**$ 1,500**	**$ 104,056**
TOTAL REXLAND ACRES SEWER IMPRVMNT			**$ 3,655,078**	**$ 246,738**	**$ 1,500**	**$ 104,056**
TOTAL CAPITAL PROJECT FUNDS FINANCING SOURCES			**$ 24,150,081**	**$ 36,064,845**	**$ 1,789,816**	**$ 4,194,111**
DEBT SERVICE FUNDS						
BELLE VISTA EST BOND REDEMPTN						
	CHARGES FOR SERVICES					
		CHARGES FOR CURRENT SERVICES				
		4303 SPECIAL ASSESSMENTS-CURRENT	$ (8)	$	$	$
		TOTAL CHARGES FOR CURRENT SERVICES	**$ (8)**	**$**	**$**	**$**
		TOTAL CHARGES FOR SERVICES	**$ (8)**	**$**	**$**	**$**
	REV FROM USE OF MONEY & PROP					
		3605 INTEREST ON BANK DEP & INVEST	$ 156	$ 85	$ 90	$ 90
		3615 INTEREST FROM OTHER SOURCES	25	04		
		TOTAL REV FROM USE OF MONEY & PROP	**$ 181**	**$ 89**	**$ 90**	**$ 90**

State Controller Schedules County Budget Act January 2010	COUNTY OF KERN Detail of Additional Financing Sources by Fund and Account Governmental Funds Fiscal Year 2010-11	Schedule 6

Fund Name	Financing Source Category	Financing Source Account	Actual 2008-09	Actual 2009-10	CAO Recommended 2010-11	Adopted by the Board of Supervisors 2010-11
1	2	3	4	5	6	7
	TAXES CURRENT PROPERTY					
		3005 PROPERTY TAXES-CURRENT SECURED	$ 17,368	$	$	$
		TOTAL TAXES CURRENT PROPERTY	**$ 17,368**	**$**	**$**	**$**
TOTAL BELLE VISTA EST BOND REDEMPTN			**$ 17,541**	**$ 89**	**$ 90**	**$ 90**
SW SHAFTER WATER PROJECT						
	CHARGES FOR SERVICES					
		CHARGES FOR CURRENT SERVICES				
		4303 SPECIAL ASSESSMENTS-CURRENT	$ (15)	$ (15)	$	$
		TOTAL CHARGES FOR CURRENT SERVICES	**$ (15)**	**$ (15)**	**$**	**$**
		TOTAL CHARGES FOR SERVICES	**$ (15)**	**$ (15)**	**$**	**$**
	FINES, FORFEITURES & PENALTIES					
		3565 PENALTIES-REDEMPTIONS	$ 128	$ 168	$	$
		TOTAL FINES, FORFEITURES & PENALTIES	**$ 128**	**$ 168**	**$**	**$**
	REV FROM USE OF MONEY & PROP					
		3605 INTEREST ON BANK DEP & INVEST	$ 461	$ 249	$	$
		3615 INTEREST FROM OTHER SOURCES	19	02		
		TOTAL REV FROM USE OF MONEY & PROP	**$ 480**	**$ 251**	**$**	**$**
	TAXES CURRENT PROPERTY					
		3005 PROPERTY TAXES-CURRENT SECURED	$ 9,577	$ 9,812	$ 10,220	$ 10,220
		TOTAL TAXES CURRENT PROPERTY	**$ 9,577**	**$ 9,812**	**$ 10,220**	**$ 10,220**
	TAXES OTHER THAN CURRENT PROP					
		3015 PROPERTY TAXES-PRIOR SECURED	$ 643	$ 555	$	$
		TOTAL TAXES OTHER THAN CURRENT PROP	**$ 643**	**$ 555**	**$**	**$**
TOTAL SW SHAFTER WATER PROJECT			**$ 10,813**	**$ 10,771**	**$ 10,220**	**$ 10,220**
REXLAND ACRES SEWER						
	CHARGES FOR SERVICES					
		CHARGES FOR CURRENT SERVICES				
		4303 SPECIAL ASSESSMENTS-CURRENT	$ (122)	$ (123)	$	$
		TOTAL CHARGES FOR CURRENT SERVICES	**$ (122)**	**$ (123)**	**$**	**$**
		TOTAL CHARGES FOR SERVICES	**$ (122)**	**$ (123)**	**$**	**$**

State Controller Schedules
County Budget Act
January 2010

COUNTY OF KERN
Detail of Additional Financing Sources by Fund and Account
Governmental Funds
Fiscal Year 2010-11

Schedule 6

Fund Name	Financing Source Category	Financing Source Account	Actual 2008-09	Actual 2009-10	CAO Recommended 2010-11	Adopted by the Board of Supervisors 2010-11
1	2	3	4	5	6	7
	FINES, FORFEITURES & PENALTIES					
		3565 PENALTIES-REDEMPTIONS	$ 670	$ 2,709	$	$
		TOTAL FINES, FORFEITURES & PENALTIES	**$ 670**	**$ 2,709**	**$**	**$**
	REV FROM USE OF MONEY & PROP					
		3605 INTEREST ON BANK DEP & INVEST	$ 1,751	$ 1,099	$	$
		3615 INTEREST FROM OTHER SOURCES	271	44		
		TOTAL REV FROM USE OF MONEY & PROP	**$ 2,022**	**$ 1,143**	**$**	**$**
	TAXES CURRENT PROPERTY					
		3005 PROPERTY TAXES-CURRENT SECURED	$ 164,166	$ 164,045	$ 161,684	$ 161,684
		TOTAL TAXES CURRENT PROPERTY	**$ 164,166**	**$ 164,045**	**$ 161,684**	**$ 161,684**
	TAXES OTHER THAN CURRENT PROP					
		3015 PROPERTY TAXES-PRIOR SECURED	$ 4,834	$ 13,620	$	$
		TOTAL TAXES OTHER THAN CURRENT PROP	**$ 4,834**	**$ 13,620**	**$**	**$**
TOTAL REXLAND ACRES SEWER			**$ 171,570**	**$ 181,394**	**$ 161,684**	**$ 161,684**
TOTAL DEBT SERVICE FUNDS FINANCING SOURCES			**$ 199,924**	**$ 192,254**	**$ 171,994**	**$ 171,994**
TOTAL ALL FUNDS			**$ 1,500,533,130**	**$ 1,530,367,540**	**$ 1,460,421,076**	**$ 1,504,814,617**
		Total All Funds Transferred To	SCH 5, COL 2	SCH 5, COL 3	SCH 5, COL 4	SCH 5, COL 5

State Controller Schedules
County Budget Act
January 2010

COUNTY OF KERN
Summary of Financing Uses by Function and Fund
Governmental Funds
Fiscal Year 2010-11

Schedule 7

Description	Actual 2008-09	Actual 2009-10	CAO Recommended 2010-11	Adopted by the Board of Supervisors 2010-11
1	2	3	4	5
SUMMARIZATION BY FUNCTION				
GENERAL GOVERNMENT	$ 116,708,378	$ 123,595,263	$ 93,523,299	$ 129,377,748
PUBLIC PROTECTION	584,308,245	554,386,655	564,798,291	578,107,663
PUBLIC WAYS AND FACILITIES	76,340,076	95,468,594	73,004,739	77,702,952
HEALTH AND SANITATION	237,402,319	224,428,901	236,282,727	242,749,283
PUBLIC ASSISTANCE	447,868,569	463,102,303	489,013,545	490,965,956
EDUCATION	10,079,723	9,706,794	7,642,857	8,462,381
RECREATION AND CULTURAL SERVICES	14,520,943	13,497,014	11,604,249	12,079,282
DEBT SERVICE	7,741,605	7,778,627	6,901,332	6,901,332
TOTAL FINANCING USES BY FUNCTION	**$ 1,494,969,858**	**1,491,964,151**	**1,482,771,039**	**1,546,346,597**
APPROPRIATION FOR CONTIGENCIES				
00001 GENERAL	$	$	$ 4,729,330	$ 4,815,196
00120 BUILDING INSPECTION			550,000	550,000
00130 DEPT OF HUMAN SERVICES-ADMIN.				8,424,085
00140 HUMAN SERVICES-DIRECT FIN AID				9,077,082
00141 MENTAL HEALTH FUND			2,620,960	10,356,838
00145 AGING AND ADULT SERVICES				762,878
TOTAL APPROPRIATION FOR CONTINGENCIES	**$**	**$**	**7,900,290**	**$ 33,986,079**
SUBTOTAL FINANCING USES	**$ 1,494,969,858**	**$ 1,491,964,151**	**$ 1,490,671,329**	**$ 1,580,332,676**
PROVISIONS FOR RESERVES AND DESIGNATIONS				
00003 FISCAL STABILITY FUND	$	$	$	$ 18,000,000
00004 ACO-GENERAL			234,932	252,064
00007 ROAD				9,500,000
00012 ACO-STRUCTURAL FIRE			1,197	1,197
00145 AGING AND ADULT SERVICES			323,099	
00155 SEVENTH STANDARD ROAD PROJ			1,103,361	1,154,950
00156 WHEELER RIDGE OVERPASS			61,395	61,395
00160 WILDLIFE RESOURCES			1,715	1,715
00162 GRAFFITI ABATEMENT				1,554
00163 PROBATION DJJ REALIGNMENT FUND			1,365,823	

State Controller Schedules County Budget Act January 2010	COUNTY OF KERN Summary of Financing Uses by Function and Fund Governmental Funds Fiscal Year 2010-11			Schedule 7
Description	Actual 2008-09	Actual 2009-10	CAO Recommended 2010-11	Adopted by the Board of Supervisors 2010-11
1	2	3	4	5
00164 REAL ESTATE FRAUD			230,000	172,558
00165 LITTER CLEAN UP				692
00170 OFF HWY MV LIC			123,800	123,800
00172 PL LOC DRN-BRUND				38,533
00177 RANGE IMP SEC 3			2,341	1,208
00178 INFORMATIONAL KIOSK FUND			4,738	
00179 PROBATION TRN FD			45,625	
00180 DNA IDENTIFICATION			126,880	234,381
00182 SHER FAC TRNG FD			4,665	
00183 KERN CO DEPT OF CHILD SUPPORT				228,477
00184 AUTOMATED FINGERPRINT FUND				98,134
00186 JUV JUST FAC TEMP CONST				612
00187 EMERGENCY MEDICAL SERVICES FND			92,439	433,503
00188 AUTOMATED CO WARRANT SYSTEM			68,928	24,788
00193 COURTHOUSE CONSTRUCTION FUND				59,083
00194 RECORDER`S SSN TRUNCATION			41,879	45,877
00195 ALCOHOLISM PROG			95,750	15,834
00197 DRUG PROGRAM FUND			27,849	33,518
00199 MICROGRAPHIC-RCD				12,155
00220 7TH STANDARD WIDENING PROJECT			31,602	37,845
00221 2009 COP CAPITAL PROJECTS			22,117	32,328
00222 HAGEMAN ROAD SOG FUND				9,522
00235 TOBACCO SECUR PROCEEDS-CP FUND			1,301,706	1,310,221
00264 TAX LOSS RESERVE			4,943,816	4,155,261
00266 REDEMPTION SYSTEMS				150,891
22021 ANIMAL CARE DONATIONS			15,596	20,334
22023 ANIMAL CARE			2,368	2,050
22036 BOARD OF TRADE-ADVERTISING			37,005	2,153
22042 GENERAL PLAN ADMIN SURCHARGE			421,654	
22045 CO-WIDE CRIME PREV. P.C.1202.5				598
22067 HEALTH-LOCAL OPTION			984	
22068 HLTH-STATE L.U.S.T. PROG			40,170	40,171

State Controller Schedules County Budget Act January 2010	COUNTY OF KERN Summary of Financing Uses by Function and Fund Governmental Funds Fiscal Year 2010-11			Schedule 7
Description	Actual 2008-09	Actual 2009-10	CAO Recommended 2010-11	Adopted by the Board of Supervisors 2010-11
1	2	3	4	5
22079 D. A. EQUIPMENT/AUTOMATION			409,307	507,336
22085 MENTAL HEALTH SERVICES ACT			3,897,202	3,016,553
22086 MHSA PRUDENT RESERVE				7,865,710
22087 CRIMINALISTICS LABORATORIES				70,702
22098 PROBATION ASSET FORFEITURE			44,662	1,258
22121 TRUCK 21 REPLACEMENT				72,629
22123 VEHICLE/APPARATUS			2,276	2,276
22125 HAZARDOUS WASTE SETTLEMNTS			156,641	89,663
22127 SHERIFF`S CAL-ID			146,000	1,113,748
22128 SHERIFF`S CIVIL SUBPOENAS			5,700	
22129 KNET-SPC ASSET FORFEITURE REV				78,787
22131 SHERIFF`S DRUG ABUSE GANG DIVR			90,000	97,677
22132 SHERIFF`S TRAINING				1,781
22133 SHERIFF-WORK RELEASE			105,000	195,091
22137 SHERIFF-STATE FORFEITURE			77,400	102,320
22138 SHERIFF`S CIVIL AUTOMATED				55,578
22140 SHERIFFS FIREARMS			40,000	36,867
22141 SHERIFF-JUDGEMENT DEBTORS FEE			55,500	186,950
22142 SHERIFF`S COMM RESOURCES				28,209
22144 SHER-CONTROLLED SUBTANCE			25,700	1,015,583
22156 DIVCA LOCAL FRANCHISE FEE			63,947	63,947
22160 SHERIFF`S CAL-MMET			600	619
22161 HIDTA-STATE ASSET FORFEIT			31,000	19,245
22163 HIGH TECH EQUIPMENT			150	142
22164 BKFD PLANNED SEWER #3			28	17
22166 BKFD PLANNED SEWER #4			609	381
22167 BKFD PLANNED SEWER #5			2,106	
22173 CO PLANNED SEWER AREA A			507	62
22176 HEALTH-BIO TERRORISM GRANT			389,650	
22177 CO PLANNED SEWER AREA B			14	09
22187 RECORDERS ELECTRONIC RECORDING			112,588	124,070
22188 FIREWORKS VIOLATIONS				942

State Controller Schedules
County Budget Act
January 2010

COUNTY OF KERN
Summary of Financing Uses by Function and Fund
Governmental Funds
Fiscal Year 2010-11

Schedule 7

Description	Actual 2008-09	Actual 2009-10	CAO Recommended 2010-11	Adopted by the Board of Supervisors 2010-11
1	2	3	4	5
24024 DA FAMILY - EXCESS REVENUE				191,669
24028 D.A.-FEDERAL FORFEITURE			16,909	22,852
24038 DA-COURT ORDERED PENALTIES			75,242	86,016
24039 HOPST PREPAREDNESS PRGM GRANT				15,362
24041 EMS WEEK - DONATIONS			957	132
24042 FIRE DEPT DONATIONS			70,059	146
24043 STATE FIRE			2,375,370	187,292
24044 FIRE-HAZARD REDUCTION				412,501
24047 FIRE-HELICOPTER OPERATIONS			459,110	
24050 MOBILE FIRE KITCHEN			2,857	164
24060 JUVENILE INMATE WELFARE			175,341	
24066 KERN CO CHILDREN`S				105,623
24067 KERN CO LIBRARY TRUST FUND			395,330	388,465
24088 CORE AREA METRO BFLD IMP FEE			61,833	128,289
24089 METRO BFLD TRANSPORT IMP FEE			1,513,468	1,584,669
24091 ROSAMOND TRANSPORT IMP FEE			170,396	
24094 SOLID WASTE ENFORCEMENT			139,681	230,106
24095 BAKERSFIELD MITIGATION			164,059	166,978
24105 JAMISON CENTER			110,773	110,773
24125 STRONG MOT INSTRUMENTATION			78,099	31,786
24126 TOBACCO EDUCATION CONTROL PROG			3,499	3,499
24137 VITAL & HEALTH STAT-HEALTH DPT			67,678	
24139 VITAL & HEALTH STAT-CO. CLERK				99
26001 ARRA JUSTICE ASSISTANCE				276,858
40372 BELLE VISTA EST BOND REDEMPTN			179	178
40381 SW SHAFTER WATER PROJECT				15
40390 REXLAND ACRES SEWER IMPRVMNT			104,546	104,056
40391 REXLAND ACRES SEWER				
TOTAL RESERVES AND DESIGNATIONS	**$**	**$**	**$ 22,415,407**	**$ 55,053,082**
TOTAL FINANCING USES	**$ 1,494,969,858**	**$ 1,491,964,151**	**$ 1,513,086,736**	**$ 1,635,385,758**

State Controller Schedules County Budget Act January 2010	COUNTY OF KERN Summary of Financing Uses by Function and Fund Governmental Funds Fiscal Year 2010-11	Schedule 7

Description	Actual 2008-09	Actual 2009-10	CAO Recommended 2010-11	Adopted by the Board of Supervisors 2010-11
1	2	3	4	5
SUMMARIZATION BY FUND				
00001 GENERAL	$ 676,947,745	$ 664,951,163	$ 647,347,376	$ 697,115,151
00003 FISCAL STABILITY FUND				18,000,000
00004 ACO-GENERAL		442,826	234,932	252,064
00007 ROAD	47,300,078	51,363,915	66,310,907	80,205,675
00011 STRUCTURAL FIRE	135,207,437	120,189,157	117,236,064	118,152,262
00012 ACO-STRUCTURAL FIRE			1,197	1,197
00120 BUILDING INSPECTION	4,884,393	4,643,386	5,664,116	5,664,116
00130 DEPT OF HUMAN SERVICES-ADMIN.	174,782,865	170,188,292	175,588,146	184,864,493
00140 HUMAN SERVICES-DIRECT FIN AID	190,999,333	197,981,861	219,605,964	228,683,046
00141 MENTAL HEALTH FUND	107,177,204	98,116,910	111,685,834	119,424,861
00145 AGING AND ADULT SERVICES	12,468,637	12,200,031	12,697,503	13,201,539
00155 SEVENTH STANDARD ROAD PROJ	10,792,110	5,552,532	1,103,361	1,154,950
00156 WHEELER RIDGE OVERPASS	4,613,274	2,996,553	61,395	61,395
00160 WILDLIFE RESOURCES	22,733	23,277	16,715	16,715
00161 TEHACHAPI MT FOREST PARK FUND	115,000		8,000	8,000
00162 GRAFFITI ABATEMENT				1,554
00163 PROBATION DJJ REALIGNMENT FUND	1,778,456	3,440,750	4,520,314	3,154,491
00164 REAL ESTATE FRAUD		105,167	330,000	272,558
00165 LITTER CLEAN UP	4,000	5,000	5,000	5,692
00170 OFF HWY MV LIC	185,000	248,875	273,800	273,800
00171 PL LOC DRN-SHAL			6,000	6,000
00172 PL LOC DRN-BRUND			60,000	98,533
00173 PL LOC DRN-ORNGW			615,000	615,000
00174 PL LOC DRN-BRECK			30,000	30,000
00175 RANGE IMP SEC 15	12,957	5,750	61,811	61,811
00176 PL LOC DRN-OILDL			80,000	80,000
00177 RANGE IMP SEC 3	(5,422)	2,000	40,758	39,625
00178 INFORMATIONAL KIOSK FUND	12,000	24,592	24,738	20,000
00179 PROBATION TRN FD	262,000	314,000	263,625	218,000
00180 DNA IDENTIFICATION	489,400	439,000	588,000	695,501
00181 LOCAL PUBLIC SAFETY	54,479,966	52,268,217	53,483,602	53,483,602

State Controller Schedules County Budget Act January 2010	COUNTY OF KERN Summary of Financing Uses by Function and Fund Governmental Funds Fiscal Year 2010-11	Schedule 7

Description	Actual 2008-09	Actual 2009-10	CAO Recommended 2010-11	Adopted by the Board of Supervisors 2010-11
1	2	3	4	5
00182 SHER FAC TRNG FD	215,000	215,000	219,665	215,000
00183 KERN CO DEPT OF CHILD SUPPORT	20,756,694	21,606,380	22,439,235	22,667,712
00184 AUTOMATED FINGERPRINT FUND	200,000	200,000	726,000	824,134
00186 JUV JUST FAC TEMP CONST				612
00187 EMERGENCY MEDICAL SERVICES FND	2,105,989	2,060,216	1,643,439	1,984,503
00188 AUTOMATED CO WARRANT SYSTEM	42,627	67,000	135,928	91,788
00190 DOMESTIC VIOL PG	180,000	200,000	200,000	200,000
00191 CRIMINAL JUS FACILITIES CONST	3,214,418	2,945,015	3,300,000	3,300,000
00193 COURTHOUSE CONSTRUCTION FUND				59,083
00194 RECORDER`S SSN TRUNCATION		278,391	177,504	181,502
00195 ALCOHOLISM PROG	142,000	191,880	287,550	207,634
00196 ALCOHOL ABUSE EDUCATION/PREV	93,750	78,000	78,000	78,000
00197 DRUG PROGRAM FUND	9,000	22,000	49,849	55,518
00198 RECORDERS MODERNIZATION FUND	1,690,422	657,326	1,638,558	1,638,558
00199 MICROGRAPHIC-RCD	635,583	185,013	179,389	191,544
00220 7TH STANDARD WIDENING PROJECT	2,526,841	17,423,223	31,602	37,845
00221 2009 COP CAPITAL PROJECTS		10,959,623	22,117	32,328
00222 HAGEMAN ROAD SOG FUND				9,522
00235 TOBACCO SECUR PROCEEDS-CP FUND	4,602,768	57,392	2,551,706	2,560,221
00264 TAX LOSS RESERVE	802,980	1,016,856	4,943,816	7,155,261
00266 REDEMPTION SYSTEMS			610,446	761,337
00270 ABATEMENT COST	299,654	149,187	200,000	200,000
22020 A-C FARM ADV AGRI RESEARCH		401,375	12,934	12,934
22021 ANIMAL CARE DONATIONS	1,029		15,596	20,334
22023 ANIMAL CARE			2,368	2,050
22024 ANIMAL CNTRL-FELINE CARCASSES				
22036 BOARD OF TRADE-ADVERTISING	27,800	50,476	77,005	42,153
22042 GENERAL PLAN ADMIN SURCHARGE	566,661	803,395	1,750,000	1,274,461
22045 CO-WIDE CRIME PREV. P.C.1202.5				598
22064 D.A.-LOCAL FORFEITURE TRUST		640,000	1,200,000	823,524
22067 HEALTH-LOCAL OPTION		10,763	20,984	20,000
22068 HLTH-STATE L.U.S.T. PROG			240,170	240,171
22069 PUBLIC HEALTH MISCELLANEOUS		87,787	100,022	100,022

State Controller Schedules County Budget Act January 2010	COUNTY OF KERN Summary of Financing Uses by Function and Fund Governmental Funds Fiscal Year 2010-11			Schedule 7
Description	Actual 2008-09	Actual 2009-10	CAO Recommended 2010-11	Adopted by the Board of Supervisors 2010-11
1	2	3	4	5
22072 HEALTH-FAX DEATH CERTIFICATES		5,529	2,000	2,000
22073 HEALTH-MAA/TCM		02	100,000	100,000
22074 H1N1 PUB HLTH EMERG RESP FUNDS		1,886,610		133,000
22076 CHILD RESTRAINT LOANER PRG		94,372	36,783	36,783
22079 D. A. EQUIPMENT/AUTOMATION			409,307	507,336
22081 MH-PROP 36 SUB A & CRIME PREV	2,306,989	853,627		
22082 KCIRT	4,912			3,149
22085 MENTAL HEALTH SERVICES ACT	19,126,545	18,626,667	28,217,186	27,336,537
22086 MHSA PRUDENT RESERVE				7,865,710
22087 CRIMINALISTICS LABORATORIES	180,000	83,237	130,000	200,702
22098 PROBATION ASSET FORFEITURE		2,000	46,662	3,258
22107 PARKS-DERBY ACRES	30,000			
22116 HEALTH-NNFP	124,347	102,289	106,898	106,898
22121 TRUCK 21 REPLACEMENT				72,629
22122 FIXED WING AIRCRAFT	125,247	163,300	179,161	179,161
22123 VEHICLE/APPARATUS			2,276	2,276
22125 HAZARDOUS WASTE SETTLEMNTS			306,641	320,663
22126 SHERIFF`S-RURAL CRIME				
22127 SHERIFF`S CAL-ID	359,585	1,553,968	731,000	1,698,748
22128 SHERIFF`S CIVIL SUBPOENAS			5,700	
22129 KNET-SPC ASSET FORFEITURE REV				78,787
22131 SHERIFF`S DRUG ABUSE GANG DIVR			90,000	97,677
22132 SHERIFF`S TRAINING	236,604	206,500	190,000	191,781
22133 SHERIFF-WORK RELEASE	363,150	350,000	505,000	595,091
22137 SHERIFF-STATE FORFEITURE	115,380	7,998	107,400	132,320
22138 SHERIFF`S CIVIL AUTOMATED	78,600	100,000	115,750	171,328
22140 SHERIFFS FIREARMS			40,000	36,867
22141 SHERIFF-JUDGEMENT DEBTORS FEE	91,600	238,000	155,500	286,950
22142 SHERIFF`S COMM RESOURCES	27,384	7,715		28,209
22143 SHERIFF`S VOLUNTEER SERV GRP	3,336	1,842	80,000	80,000
22144 SHER-CONTROLLED SUBTANCE			25,700	1,015,583
22153 BKFD PLANNED SEWER #1	102	213	400,200	400,200
22156 DIVCA LOCAL FRANCHISE FEE			263,947	263,947

State Controller Schedules
County Budget Act
January 2010

COUNTY OF KERN
Summary of Financing Uses by Function and Fund
Governmental Funds
Fiscal Year 2010-11

Schedule 7

Description	Actual 2008-09	Actual 2009-10	CAO Recommended 2010-11	Adopted by the Board of Supervisors 2010-11
1	2	3	4	5
22158 BKFD PLANNED SEWER #2	13,060		200,000	200,000
22160 SHERIFF`S CAL-MMET			600	619
22161 HIDTA-STATE ASSET FORFEIT		12,000	31,000	19,245
22162 CAL-MMET-STATE ASSET FORFEIT				
22163 HIGH TECH EQUIPMENT			150	142
22164 BKFD PLANNED SEWER #3			2,528	2,517
22166 BKFD PLANNED SEWER #4			60,609	60,381
22167 BKFD PLANNED SEWER #5			77,106	75,000
22173 CO PLANNED SEWER AREA A	16	18	16,507	16,062
22176 HEALTH-BIO TERRORISM GRANT	928,679	1,035,703	1,468,650	1,079,000
22177 CO PLANNED SEWER AREA B			1,214	1,209
22184 CSA #71 SEPTIC ABANDONMENT	50	96	650,050	650,050
22185 WRAPAROUND SAVINGS	700,000	2,250,294	2,000,000	2,000,000
22187 RECORDERS ELECTRONIC RECORDING	277,707	118,859	239,088	250,570
22188 FIREWORKS VIOLATIONS	33,535	35,083	25,359	26,301
24024 DA FAMILY - EXCESS REVENUE				191,669
24028 D.A.-FEDERAL FORFEITURE			16,909	22,852
24038 DA-COURT ORDERED PENALTIES	55,313		75,242	86,016
24039 HOPST PREPAREDNESS PRGM GRANT				78,860
24041 EMS WEEK - DONATIONS	3,490		1,457	632
24042 FIRE DEPT DONATIONS			75,059	5,146
24043 STATE FIRE	413,000		2,375,370	187,292
24044 FIRE-HAZARD REDUCTION	474,700			412,501
24047 FIRE-HELICOPTER OPERATIONS	665,000	540,265	1,204,110	745,000
24050 MOBILE FIRE KITCHEN	11,500		2,857	164
24057 INMATE WELF-SHER CORRECTION FC	2,704,217	2,287,237	3,430,300	3,430,300
24060 JUVENILE INMATE WELFARE		50,000	225,341	50,000
24066 KERN CO CHILDREN`S	308,642	324,082	633,951	739,574
24067 KERN CO LIBRARY TRUST FUND	131,664	150,000	395,330	388,465
24088 CORE AREA METRO BFLD IMP FEE			561,833	628,289
24089 METRO BFLD TRANSPORT IMP FEE	653,098		1,513,468	1,584,669
24091 ROSAMOND TRANSPORT IMP FEE			620,396	450,000
24094 SOLID WASTE ENFORCEMENT			339,681	430,106

State Controller Schedules
County Budget Act
January 2010

COUNTY OF KERN
Summary of Financing Uses by Function and Fund
Governmental Funds
Fiscal Year 2010-11

Schedule 7

Description	Actual 2008-09	Actual 2009-10	CAO Recommended 2010-11	Adopted by the Board of Supervisors 2010-11
1	2	3	4	5
24095 BAKERSFIELD MITIGATION	825,000	221,663	164,059	166,978
24096 TEH TRANSP IMPACT FEE CORE				
24097 TEH TRANSP IMPACT FEE NON-CORE		74,261	78,000	78,000
24105 JAMISON CENTER	3,072	6,283	210,773	210,773
24125 STRONG MOT INSTRUMENTATION	68,570	24,001	143,099	96,786
24126 TOBACCO EDUCATION CONTROL PROG	203,477	184,109	303,500	303,500
24137 VITAL & HEALTH STAT-HEALTH DPT		55,000	127,178	59,500
24138 VITAL & HEALTH STAT-RECORDER	58,900	104,255	148,675	148,675
24139 VITAL & HEALTH STAT-CO. CLERK	2,720	1,200	1,200	1,299
25120 PARCEL MAP IN-LIEU FEES	115,696	56,783	80,000	80,000
26000 KC ARRA IHSS PUBLIC AUTHORITY	63,863	118,597		
26001 ARRA JUSTICE ASSISTANCE		598,606		276,858
26004 KC ARRA ETR		13,389,568	2,254,710	2,254,710
26006 ARRA ENERGY STIMULUS GRANT				4,002,603
26007 ARRA PROBATION ASSISTANCE				810,126
40372 BELLE VISTA EST BOND REDEMPTN		11,332	179	178
40381 SW SHAFTER WATER PROJECT	10,955	10,825	11,500	11,515
40390 REXLAND ACRES SEWER IMPRVMNT	2,264,020	47,274	104,546	104,056
40391 REXLAND ACRES SEWER	163,751	163,336	170,000	170,000
TOTAL FINANCING USES	**$ 1,494,969,858**	**$ 1,491,964,151**	**$ 1,513,086,736**	**$ 1,635,385,758**
Total Financing Uses by Function Transferred From	SCH 8, COL 2	SCH 8, COL 3	SCH 8, COL 4	SCH 8, COL 5
Total Financing Uses Transferred To				SCH 2, COL 8
Subtotal Financing Uses Ties To				SCH 2, COL 6
Total Reserves and Designations Transferred To				SCH 2, COL 7 SCH 4, COL 6
Summarization Totals Must Equal				TOTAL FIN USES = TOTAL FIN USES

State Controller Schedules
County Budget Act
January 2010

COUNTY OF KERN
Detail of Financing Uses by Function, Activity and Budget Unit
Governmental Funds
Fiscal Year 2010-11

Schedule 8

Function, Activity and Budget Unit	Actual 2008-09	Actual 2009-10	CAO Recommended 2010-11	Adopted by the Board of Supervisors 2010-11
1	2	3	4	5
GENERAL				
LEGISLATIVE & ADMINISTRATIVE				
1011 BOARD OF SUPERVISORS-DIST #1	$ 548,200	$ 530,339	$ 487,078	$ 548,374
1012 BOARD OF SUPERVISORS-DIST #2	582,712	476,741	466,238	509,367
1013 BOARD OF SUPERVISORS-DIST #3	494,384	478,917	454,481	500,872
1014 BOARD OF SUPERVISORS-DIST #4	567,151	526,683	461,426	526,175
1015 BOARD OF SUPERVISORS-DIST #5	549,022	517,756	468,159	493,232
1020 ADMINISTRATIVE OFFICE	3,181,355	2,837,055	2,417,304	2,796,533
1030 CLERK OF BOARD OF SUPERVISORS	794,118	805,333	601,374	706,566
1040 SPECIAL SERVICES	6,228,696	4,608,050	6,455,045	6,455,045
TOTAL LEGISLATIVE & ADMINISTRATIVE	**$ 12,945,638**	**$ 10,780,874**	**$ 11,811,105**	**$ 12,536,164**
FINANCE				
1110 AUDITOR-CONTROLLER	$ 5,130,351	$ 5,121,852	$ 4,518,884	$ 5,464,399
1113 TAX LOSS RESERVE	802,980	1,016,856		3,000,000
1111 FISCAL STABILITY		24,670,895		18,000,000
1120 TREASURER-TAX COLLECTOR	4,935,520	5,113,321	5,356,283	6,118,018
1121 REDEMPTION SYSTEMS FUND			610,446	610,446
1130 ASSESSOR	9,587,091	9,404,376	9,802,812	10,590,817
TOTAL FINANCE	**$ 20,455,942**	**$ 45,327,300**	**$ 20,288,425**	**$ 43,783,680**
OTHER GENERAL				
1160 INFORMATION TECHNOLOGY SERVICE	$ 10,009,894	$ 9,416,493	$ 9,686,581	$ 10,444,995
1900 ENGINEERING & SURVEY SERVICES	5,907,975	5,526,420	4,702,569	5,516,111
1910 RISK MANAGEMENT	4,205,481	4,322,058	4,971,576	5,005,296
TOTAL OTHER GENERAL	**$ 20,123,350**	**$ 19,264,971**	**$ 19,360,726**	**$ 20,966,402**
COUNSEL				
1210 COUNTY COUNSEL	$ 7,479,776	$ 7,208,071	$ 7,509,069	$ 8,420,279
TOTAL COUNSEL	**$ 7,479,776**	**$ 7,208,071**	**$ 7,509,069**	**$ 8,420,279**
PERSONNEL				
1310 PERSONNEL	$ 2,679,176	$ 2,291,351	$ 1,992,639	$ 2,204,363
TOTAL PERSONNEL	**$ 2,679,176**	**$ 2,291,351**	**$ 1,992,639**	**$ 2,204,363**
ELECTIONS				

State Controller Schedules County Budget Act January 2010	COUNTY OF KERN Detail of Financing Uses by Function, Activity and Budget Unit Governmental Funds Fiscal Year 2010-11			Schedule 8
Function, Activity and Budget Unit	Actual 2008-09	Actual 2009-10	CAO Recommended 2010-11	Adopted by the Board of Supervisors 2010-11
1	2	3	4	5
1420 ELECTIONS	$ 4,240,657	$ 3,104,851	$ 3,823,112	$ 3,994,886
TOTAL ELECTIONS	**$ 4,240,657**	**$ 3,104,851**	**$ 3,823,112**	**$ 3,994,886**
COMMUNICATIONS				
1510 COMMUNICATIONS	$ 1,247,142	$ 1,297,678	$	$
TOTAL COMMUNICATIONS	**$ 1,247,142**	**$ 1,297,678**	**$**	**$**
PROPERTY MANAGEMENT				
1610 GENERAL SERVICES	$ 12,253,566	$ 9,729,899	$ 10,535,071	$ 11,409,416
1611 DIVCA LCL FRANCHISE FEE			200,000	200,000
1612 ARRA ENERGY STIMULUS GRANT				4,002,603
1615 UTILITY PAYMENTS	7,995,382	7,284,611	8,201,600	8,201,600
1640 CONSTRUCTION SERV-DIV GEN SERV	600,692	1,003,182	1,126,534	1,187,051
1650 GEN SERV-MAJOR MAINT-GENERAL	8,727,713	5,325,611	1,200,000	1,200,000
TOTAL PROPERTY MANAGEMENT	**$ 29,577,353**	**$ 23,343,303**	**$ 21,263,205**	**$ 26,200,670**
PROMOTION				
1812 BOARD OF TRADE	$ 830,118	$ 792,567	$ 669,068	$ 763,054
1813 INFORMATIONAL KIOSKS	12,000	24,592	20,000	20,000
1814 BOARD OF TRADE-ADVERTISING TRS	27,800	50,476	40,000	40,000
TOTAL PROMOTION	**$ 869,918**	**$ 867,635**	**$ 729,068**	**$ 823,054**
PLANT ACQUISITION				
1947 TOBACCO ENDOWMENT INTEREST	$	$	$ 1,250,000	$ 1,250,000
1948 ACO - GENERAL		442,826		
1950 BKFD PLANNED SEWER #1 TRUST	102	213	400,200	400,200
1951 BKFD PLANNED SEWER #2 TRUST	13,060		200,000	200,000
1952 BKFD PLANNED SEWER #3 TRUST			2,500	2,500
1953 BKFD PLANNED SEWER #4 TRUST			60,000	60,000
1954 BKFD PLANNED SEWER #5 TRUST			75,000	75,000
1956 CO PLANNED SEWER AREA A TRUST	16	18	16,000	16,000
1957 CO PLANNED SEWER AREA B TRUST			1,200	1,200
1958 CSA #71 SEPTIC ABANDONMENT TRS	50	96	650,050	650,050
1960 GENERAL SERVICES - CAPITAL PROJECTS	6,994,992	5,869,662		3,702,300
1961 ORANGEWD PLD			615,000	615,000
1962 PL LOC DRAN-SHAL			6,000	6,000

State Controller Schedules County Budget Act January 2010	COUNTY OF KERN Detail of Financing Uses by Function, Activity and Budget Unit Governmental Funds Fiscal Year 2010-11			Schedule 8
Function, Activity and Budget Unit	Actual 2008-09	Actual 2009-10	CAO Recommended 2010-11	Adopted by the Board of Supervisors 2010-11
1	2	3	4	5
1963 PL LOC DRAN-BRUND			60,000	60,000
1964 PL LOC DRAN-BRECK			30,000	30,000
1965 PLD OILDALE			80,000	80,000
1966 FACILITY PROJECTS		746,733		
1968 CRIMINAL JUST FACILITY	3,214,418	2,945,015	3,300,000	3,300,000
1969 REXLAND ACRES SEWER AD 2006-1	2,264,020	47,274		
8235 TOBACCO SECUR PROCEEDS-CP FUND	4,602,768	57,392		
TOTAL PLANT ACQUISITION	**$ 17,089,426**	**$ 10,109,229**	**$ 6,745,950**	**$ 10,448,250**
APPROPRIATION FR CONTINGENCIES				
1970 APPROPRIATION FR CONTINGENCIES	$	$	$ 4,729,330	$ 4,815,196
TOTAL APPROPRIATION FR CONTINGENCIES	**$**	**$**	**$ 4,729,330**	**$ 4,815,196**
TOTAL GENERAL	**$ 116,708,378**	**$ 123,595,263**	**$ 98,252,629**	**$ 134,192,944**
PUBLIC PROTECTION				
JUDICIAL				
2110 CONTRI-TRIAL COURT FUNDING	$ 15,046,277	$ 15,573,624	$ 16,489,301	$ 16,489,301
2111 DNA INDENTIFICATION FUND	489,400	439,000	461,120	461,120
2112 LOCAL PUBLIC SAFETY FUND	54,479,966	52,268,217	53,483,602	53,483,602
2113 AUTOMATED CO WARRANT SYSTEM	42,627	67,000	67,000	67,000
2114 DOMESTIC VIOLENCE FUND	180,000	200,000	200,000	200,000
2115 REAL ESTATE FRAUD		105,167	100,000	100,000
2116 COUNTY CLERK	531,374	513,759	480,779	532,770
2118 ARRA JUSTICE ASSISTANCE		598,606		
2160 GRAND JURY	262,885	238,155	171,190	184,388
2170 INDIGENT DEFENSE SERVICES	5,839,351	5,361,568	5,218,315	5,218,315
2180 DISTRICT ATTORNEY	28,023,206	27,519,037	28,323,897	28,925,968
2181 D.A.-LOCAL FORFEITURE TRUST		640,000	1,200,000	823,524
2183 KERN CO DEPT OF CHILD SUPPORT	20,756,694	21,606,380	22,439,235	22,439,235
2185 CRIMINALISTICS LABORATORIES FD	180,000	83,237	130,000	130,000
2187 DA-COURT ORDERED PENALTIES	55,313			
2190 PUBLIC DEFENDER	14,561,809	14,137,426	13,788,047	14,398,505

State Controller Schedules County Budget Act January 2010	COUNTY OF KERN Detail of Financing Uses by Function, Activity and Budget Unit Governmental Funds Fiscal Year 2010-11			Schedule 8
Function, Activity and Budget Unit	Actual 2008-09	Actual 2009-10	CAO Recommended 2010-11	Adopted by the Board of Supervisors 2010-11
1	2	3	4	5
TOTAL JUDICIAL	**$ 140,448,902**	**$ 139,351,176**	**$ 142,552,486**	**$ 143,453,728**
POLICE PROTECTION				
2200 FORENSIC SCIENCES-DIV OF D.A.	$ 5,939,239	$ 6,016,421	$ 6,258,700	$ 7,192,343
2210 SHERIFF	176,795,605	171,869,267	176,375,617	182,696,245
2211 SHER FAC TRNG FUND	215,000	215,000	215,000	215,000
2212 AUTOMATED FINGERPRINT FUND	200,000	200,000	726,000	726,000
2214 SHERIFF'S CAL-ID TRUST FUND	359,585	1,553,968	585,000	585,000
2217 SHERIFF'S TRAINING TRUST FUND	236,604	206,500	190,000	190,000
2218 SHERIFF-WORK RELEASE TRUST	363,150	350,000	400,000	400,000
2219 SHERIFF-STATE FORFEITURE TRUST	115,380	7,998	30,000	30,000
2220 SHERIFF'S CIVIL AUTOMATED TRST	78,600	100,000	115,750	115,750
2222 SHERIFF-JUDGEMENT DEBTORS FEE	91,600	238,000	100,000	100,000
2223 SHERIFF'S COMM RESOURCES TRUST	27,384	7,715		
2224 SHERIFF'S VOLUNTEER SERV GRP	3,336	1,842	80,000	80,000
2227 HIDTA-STATE ASSET FORFEIT TRUS		12,000		
2230 INMATE WELF-SHER CORRECTION FC	2,704,217	2,287,237	3,430,300	3,430,300
TOTAL POLICE PROTECTION	**$ 187,129,700**	**$ 183,065,948**	**$ 188,506,367**	**$ 195,760,638**
DETENTION & CORRECTION				
2340 PROBATION	$ 65,232,339	$ 62,242,350	$ 61,742,048	$ 63,817,089
2341 PROBATION TRAINING FUND	262,000	314,000	218,000	218,000
2342 PROBATION DJJ REALIGNMENT FUND	1,778,456	3,440,750	3,154,491	3,154,491
2343 PROBATION ASSET FORFEITURE TR		2,000	2,000	2,000
2344 JUVENILE INMATE WELFARE FUND		50,000	50,000	50,000
2345 ARRA PROBATION EBM-JAG				810,126
TOTAL DETENTION & CORRECTION	**$ 67,272,795**	**$ 66,049,100**	**$ 65,166,539**	**$ 68,051,706**
FIRE PROTECTION				
2415 FIRE DEPARTMENT	$ 135,207,437	$ 120,189,157	$ 117,236,064	$ 118,152,262
2416 CONTRIBUTION FOR FIRE	20,941,848	15,742,282	14,438,608	13,108,507
2418 FIXED WING AIRCRAFT TRUST	125,247	163,300	179,161	179,161
2420 FIREWORKS VIOLATIONS TRUST	33,535	35,083	25,359	25,359
2421 FIRE DEPT DONATIONS TRUST			5,000	5,000
2422 STATE FIRE TRUST FUND	413,000			

State Controller Schedules County Budget Act January 2010	COUNTY OF KERN Detail of Financing Uses by Function, Activity and Budget Unit Governmental Funds Fiscal Year 2010-11			Schedule 8
Function, Activity and Budget Unit	Actual 2008-09	Actual 2009-10	CAO Recommended 2010-11	Adopted by the Board of Supervisors 2010-11
1	2	3	4	5
2423 FIRE-HAZARD REDUCTION	474,700			
2425 FIRE-HELICOPTER OPERATIONS	665,000	540,265	745,000	745,000
2426 MOBILE FIRE KITCHEN TRUST FUND	11,500			
TOTAL FIRE PROTECTION	**$ 157,872,267**	**$ 136,670,087**	**$ 132,629,192**	**$ 132,215,289**
PROTECTIVE INSPECTION				
2610 DEPT OF AG & MEASUR STANDARD	$ 5,974,164	$ 5,991,248	$ 5,702,929	$ 7,001,403
2620 CODE COMPLIANCE	1,712,442	1,643,478	1,461,479	1,592,085
2623 ABATEMENT COST	299,654	149,187	200,000	200,000
2625 BUILDING INSPECTION	4,884,393	4,643,386	5,664,116	5,664,116
2626 STRONG MOT INSTRUMENTATION TR	68,570	24,001	65,000	65,000
TOTAL PROTECTIVE INSPECTION	**$ 12,939,223**	**$ 12,451,300**	**$ 13,093,524**	**$ 14,522,604**
OTHER PROTECTION				
2705 RECORDER	$ 3,150,316	$ 2,605,599	$ 3,071,187	$ 3,378,864
2706 RECORDERS FEE FUND	1,690,422	657,326	1,638,558	1,638,558
2707 MICROGRAPHICS/RECORDER FUND	635,583	185,013	179,389	179,389
2708 RECORDER'S MODERNIZATION TRUST	277,707	118,859	126,500	126,500
2709 RECORDERS SSN TRUNCATION		278,391	135,625	135,625
2730 RESOURCE MANAGEMENT AGENCY-ADM	1,523,948	1,463,398	1,351,871	1,519,010
2740 WILDLIFE RESOURCES	22,733	23,277	15,000	15,000
2750 PLANNING	5,701,870	5,764,422	10,519,730	11,219,289
2751 GENERAL PLAN ADMIN SURCHARGE	566,661	803,395	1,328,346	1,274,461
2760 ANIMAL CONTROL	5,067,554	4,891,614	4,933,749	5,066,774
2761 ANIMAL CARE DONATIONS TRUST	1,029			
2780 RANGE IMPROVEMENT-PRED CONT 15	12,957	5,750	61,811	61,811
2781 RANGE IMPROVEMENT-PRED CONT 3	(5,422)	2,000	38,417	38,417
TOTAL OTHER PROTECTION	**$ 18,645,358**	**$ 16,799,044**	**$ 23,400,183**	**$ 24,653,698**
TOTAL PUBLIC PROTECTION	**$ 584,308,245**	**$ 554,386,655**	**$ 565,348,291**	**$ 578,657,663**
PUBLIC WAYS & FACILITIES				
PUBLIC WAYS				
1955 SEVENTH STANDARD ROAD PROJ FND	$ 10,792,110	$ 5,552,532	$	$

State Controller Schedules County Budget Act January 2010	COUNTY OF KERN Detail of Financing Uses by Function, Activity and Budget Unit Governmental Funds Fiscal Year 2010-11	Schedule 8

Function, Activity and Budget Unit	Actual 2008-09	Actual 2009-10	CAO Recommended 2010-11	Adopted by the Board of Supervisors 2010-11
1	2	3	4	5
3000 ROADS DEPARTMENT	47,300,078	51,363,915	66,310,907	70,705,675
3001 CONTRIBUTION TO ROADS	9,629,675	7,623,557	5,665,832	5,969,277
3002 CORE AREA METRO BFLD IMP FEE			500,000	500,000
3003 METRO BFLD TRANSPORT IMP FEE	653,098			
3004 ROSAMOND TRANSPORT IMP FEE TRS			450,000	450,000
3005 BAKERSFIELD MITIGATION FUNDS	825,000	221,663		
3007 TEH TRANSP IMPACT FEE NON-CORE		74,261	78,000	78,000
3008 WHEELER RIDGE OVERPASS	4,613,274	2,996,553		
3009 7th STANDARD ROAD WIDENING FUND	2,526,841	17,423,223		
3010 LOCAL TRANSPORTATION PROJECTS		5,106,778		
3011 7th STD ROAD WIDE-OP TRANS OUT		5,106,112		
TOTAL PUBLIC WAYS	**$ 76,340,076**	**$ 95,468,594**	**$ 73,004,739**	**$ 77,702,952**
TOTAL PUBLIC WAYS & FACILITIES	**$ 76,340,076**	**$ 95,468,594**	**$ 73,004,739**	**$ 77,702,952**
HEALTH & SANITATION				
HEALTH				
4110 DEPARTMENT OF PUBLIC HEALTH	$ 31,780,530	$ 31,983,288	$ 29,943,693	$ 31,905,879
4111 PUBLIC HEALTH MISCELLANEOUS TR		87,787	100,022	100,022
4112 HEALTH-FAX DEATH CERTIFICATES		5,529	2,000	2,000
4113 ENVIRONMENT HEALTH	5,891,968	6,025,902	7,405,521	7,486,521
4114 HEALTH-LOCAL OPTION TRUST		10,763	20,000	20,000
4115 HLTH-STATE L.U.S.T. PROG TRUST			200,000	200,000
4116 RMA-HAZARDOUS WASTE SETTLEMNTS			150,000	231,000
4117 SOLID WASTE ENFORCEMENT TRUST			200,000	200,000
4118 VITAL & HEALTH STAT-CO. CLERK	2,720	1,200	1,200	1,200
4119 VITAL & HEALTH STAT-RECORDER	58,900	104,255	148,675	148,675
4120 MENTAL HEALTH	92,139,462	86,419,986	100,998,338	108,737,365
4123 M.H.-SUBSTANCE ABUSE PROGRAM	15,037,742	11,696,924	10,687,496	10,687,496
4124 ALCOHOLISM PROGRAM	142,000	191,880	191,800	191,800
4125 ALCOHOL ABUSE EDUCATION/PREV	93,750	78,000	78,000	78,000
4126 DRUG PROGRAM	9,000	22,000	22,000	22,000
4127 CONTRIBUTION FOR MENTAL HEALTH	23,192,588	21,992,741	21,589,147	21,589,147

State Controller Schedules County Budget Act January 2010	COUNTY OF KERN Detail of Financing Uses by Function, Activity and Budget Unit Governmental Funds Fiscal Year 2010-11			Schedule 8
Function, Activity and Budget Unit	Actual 2008-09	Actual 2009-10	CAO Recommended 2010-11	Adopted by the Board of Supervisors 2010-11
1	2	3	4	5
4128 MH-PROP 36 SUB A & CRIME PREV	2,306,989	853,627		
4129 KCIRT TRUST FUND	4,912			3,149
4130 MENTAL HEALTH SERVICES ACT	19,126,545	18,626,667	24,319,984	24,319,984
4132 H1N1 PUB HLTH EMERG RESPONSE		1,886,610		133,000
4136 HEALTH-MAA/TCM TRUST		02	100,000	100,000
4137 CHILD RESTRAINT LOANER PRG		94,372	36,783	36,783
4138 HEALTH-NNFP TRUST	124,347	102,289	106,898	106,898
4139 HEALTH-BIO TERRORISM GRANT	928,679	1,035,703	1,079,000	1,079,000
4140 TOBACCO EDUCATION CONTROL PROG	203,477	184,109	300,001	300,001
4141 VITAL & HEALTH STAT-HEALTH DPT		55,000	59,500	59,500
TOTAL HEALTH	**$ 191,043,609**	**$ 181,458,634**	**$ 197,740,058**	**$ 207,739,420**
HOSPITAL CARE				
4200 EMERGENCY MEDICAL SERVICES	$ 1,100,392	$ 1,110,504	$ 1,153,527	$ 1,424,494
4201 EMERGENCY MEDICAL PAYMENTS	2,105,989	2,060,216	1,551,000	1,551,000
4202 KMC ENTERPRISE FUND-CO CONTRI	35,642,168	32,607,363	30,951,883	34,820,490
4203 AMBULANCE SERVICE PAYMENTS	355,724	323,537	34,538	34,538
4204 HOSPT PREPAREDNESS PRGM GRANT				63,498
4205 EMS WEEK - DONATIONS TRUST	3,490		500	500
TOTAL HOSPITAL CARE	**$ 39,207,763**	**$ 36,101,620**	**$ 33,691,448**	**$ 37,894,520**
CALIFORNIA CHILDREN SERVICES				
4300 CALIFORNIA CHILDREN SERVICES	$ 7,150,947	$ 6,868,647	$ 7,472,181	$ 7,472,181
TOTAL CALIFORNIA CHILDREN SERVICES	**$ 7,150,947**	**$ 6,868,647**	**$ 7,472,181**	**$ 7,472,181**
TOTAL HEALTH & SANITATION	**$ 237,402,319**	**$ 224,428,901**	**$ 238,903,687**	**$ 253,106,121**
PUBLIC ASSISTANCE				
ADMINISTRATION				
5120 DEPT HUMAN SERVICES-ADM	$ 174,782,865	$ 170,188,292	$ 175,588,146	$ 184,864,493
5121 CONTRIBUTION FOR HUMAN SERVICES	44,151,498	42,343,861	51,373,427	52,225,689
5122 WRAPAROUND SAVINGS TRUST FUND	700,000	2,250,294	2,000,000	2,000,000
5123 KERN CO CHILDREN'S TRUST FUND	308,642	324,082	633,951	633,951
5124 SHELTER CARE	3,072	6,283	100,000	100,000

State Controller Schedules County Budget Act January 2010	COUNTY OF KERN Detail of Financing Uses by Function, Activity and Budget Unit Governmental Funds Fiscal Year 2010-11			Schedule 8
Function, Activity and Budget Unit	Actual 2008-09	Actual 2009-10	CAO Recommended 2010-11	Adopted by the Board of Supervisors 2010-11
1	2	3	4	5
TOTAL ADMINISTRATION	**$ 219,946,077**	**$ 215,112,812**	**$ 229,695,524**	**$ 239,824,133**
DIRECT FINANCIAL AID				
5220 HUMAN SERVICES-DIRECT FIN AID	$ 190,999,333	$ 197,981,861	$ 219,605,964	$ 228,683,046
TOTAL DIRECT FINANCIAL AID	**$ 190,999,333**	**$ 197,981,861**	**$ 219,605,964**	**$ 228,683,046**
VETERANS SERVICES				
5510 VETERANS SERVICE	$ 758,674	$ 800,846	$ 692,105	$ 781,240
TOTAL VETERANS SERVICES	**$ 758,674**	**$ 800,846**	**$ 692,105**	**$ 781,240**
OTHER ASSISTANCE				
5610 AGING AND ADULT SERVICES DEPT	$ 12,468,637	$ 12,200,031	$ 12,374,404	$ 13,201,539
5611 CONTRIBUTION TO AGING AND ADULT	1,898,318	1,952,442	1,698,434	1,762,691
5613 CDA ARRA SENIOR NUTRITION PRGM	63,863	118,597		
5810 IHSS COUNTY CONTRIBUTION	7,621,717	6,155,645	7,914,565	7,914,565
5923 EMP TRNG RESOURCE ADM & SERVCS	12,235,307	13,396,747	12,783,559	12,783,559
5924 KC ARRA ETR		13,389,568	2,254,710	2,254,710
5940 COMMUNITY DEVELOPMENT PROG AGY	1,876,643	1,993,754	1,994,280	2,024,518
TOTAL OTHER ASSISTANCE	**$ 36,164,485**	**$ 49,206,784**	**$ 39,019,952**	**$ 39,941,582**
TOTAL PUBLIC ASSISTANCE	**$ 447,868,569**	**$ 463,102,303**	**$ 489,013,545**	**$ 509,230,001**
EDUCATION				
EDUCATION				
6210 KERN COUNTY LIBRARY	$ 9,361,441	$ 8,221,319	$ 7,236,608	$ 7,881,607
6211 KERN CO LIBRARY BOOK TRUST	131,664	150,000		
6310 FARM & HOME ADVISOR	586,618	934,100	393,315	567,840
6311 A-C FARM ADV AGRI RESEARCH TRS		401,375	12,934	12,934
TOTAL EDUCATION	**$ 10,079,723**	**$ 9,706,794**	**$ 7,642,857**	**$ 8,462,381**
TOTAL EDUCATION	**$ 10,079,723**	**$ 9,706,794**	**$ 7,642,857**	**$ 8,462,381**
RECREATION & CULTURE				
RECREATION FACILITIES				
7100 PARKS & RECREATION DEPARTMENT	$ 14,071,247	$ 13,186,356	$ 11,361,249	$ 11,836,282
7101 PARKS-TEHACHAPI MOUNTAIN FOREST	115,000		8,000	8,000

State Controller Schedules County Budget Act January 2010	COUNTY OF KERN Detail of Financing Uses by Function, Activity and Budget Unit Governmental Funds Fiscal Year 2010-11			Schedule 8
Function, Activity and Budget Unit	Actual 2008-09	Actual 2009-10	CAO Recommended 2010-11	Adopted by the Board of Supervisors 2010-11
1	2	3	4	5
7102 LITTER CLEAN UP	4,000	5,000	5,000	5,000
7103 OFF HWY MV LIC	185,000	248,875	150,000	150,000
7104 PARKS-DERBY ACRES TRUST	30,000			
7105 PARCEL MAP IN-LIEU FEES TRUST	115,696	56,783	80,000	80,000
TOTAL RECREATION FACILITIES	**$ 14,520,943**	**$ 13,497,014**	**$ 11,604,249**	**$ 12,079,282**
TOTAL RECREATION & CULTURE	**$ 14,520,943**	**$ 13,497,014**	**$ 11,604,249**	**$ 12,079,282**
DEBT SERVICE				
INTEREST				
8120 DEBT SERVICE - GENERAL FUND	$ 7,566,899	$ 7,593,134	$ 6,719,832	$ 6,719,832
8123 BELLE VISTA EST BOND REDEMPTN		11,332		
8124 SW SHAFTER W/PROJ BOND REDEMPT	10,955	10,825	11,500	11,500
8125 REXLAND ACRES BOND REDEMPTION	163,751	163,336	170,000	170,000
TOTAL INTEREST	**$ 7,741,605**	**$ 7,778,627**	**$ 6,901,332**	**$ 6,901,332**
TOTAL DEBT SERVICE	**$ 7,741,605**	**$ 7,778,627**	**$ 6,901,332**	**$ 6,901,332**
GRAND TOTAL FINANCING USES BY FUNCTION	**$ 1,494,969,858**	**$ 1,491,964,151**	**$ 1,490,671,329**	**$ 1,580,332,676**
Total Financing Uses by Function Transferred To	SCH 7, COL 2	SCH 7, COL 3	SCH7, COL 4	SCH 7, COL 5

THIS PAGE INTENTIONALLY LEFT BLANK

Function:

GENERAL

State Controller Schedules County Budget Act January 2010	COUNTY OF KERN Detail of Financing Sources and Financing Uses Governmental Funds Fiscal Year 2010-11	Schedule 9

Budget Unit **1011-BOARD OF SUPERVISORS-DIST #1**
Function **GENERAL**
Activity **LEGISLATIVE & ADMINISTRATIVE**

Detail by Revenue Category and Expenditure Object	Actual 2008-09	Actual 2009-10	CAO Recommended 2010-11	Adopted by the Board of Supervisors 2010-11
1	2	3	4	5
MISCELLANEOUS	$ 60	$ 35	$	$
TOTAL REVENUE	**$ 60**	**$ 35**	**$**	**$**
SALARIES & EMPLOYEE BENEFITS	$ 497,152	$ 492,215	$ 445,735	$ 471,822
SERVICES & SUPPLIES	51,048	38,124	41,343	41,343
OTHER FINANCING USES				35,209
TOTAL EXPENDITURES/APPROPRIATIONS	**$ 548,200**	**$ 530,339**	**$ 487,078**	**$ 548,374**
NET COST	**$ (548,140)**	**$ (530,304)**	**$ (487,078)**	**$ (548,374)**

State Controller Schedules County Budget Act January 2010	COUNTY OF KERN Detail of Financing Sources and Financing Uses Governmental Funds Fiscal Year 2010-11	Schedule 9

Budget Unit **1012-BOARD OF SUPERVISORS-DIST #2**
Function **GENERAL**
Activity **LEGISLATIVE & ADMINISTRATIVE**

Detail by Revenue Category and Expenditure Object	Actual 2008-09	Actual 2009-10	CAO Recommended 2010-11	Adopted by the Board of Supervisors 2010-11
1	2	3	4	5
MISCELLANEOUS	$ 269	$ 98	$	$
TOTAL REVENUE	**$ 269**	**$ 98**	**$**	**$**
SALARIES & EMPLOYEE BENEFITS	$ 553,301	$ 452,421	$ 433,227	$ 458,198
SERVICES & SUPPLIES	29,411	24,320	33,011	33,011
OTHER FINANCING USES				18,158
TOTAL EXPENDITURES/APPROPRIATIONS	**$ 582,712**	**$ 476,741**	**$ 466,238**	**$ 509,367**
NET COST	**$ (582,443)**	**$ (476,643)**	**$ (466,238)**	**$ (509,367)**

State Controller Schedules County Budget Act January 2010	COUNTY OF KERN Detail of Financing Sources and Financing Uses Governmental Funds Fiscal Year 2010-11	Schedule 9

Budget Unit **1013-BOARD OF SUPERVISORS-DIST #3**
Function **GENERAL**
Activity **LEGISLATIVE & ADMINISTRATIVE**

Detail by Revenue Category and Expenditure Object	Actual 2008-09	Actual 2009-10	CAO Recommended 2010-11	Adopted by the Board of Supervisors 2010-11
1	2	3	4	5
MISCELLANEOUS	$ 1,564	$ 4,692	$ 4,680	$ 4,680
TOTAL REVENUE	**$ 1,564**	**$ 4,692**	**$ 4,680**	**$ 4,680**
SALARIES & EMPLOYEE BENEFITS	$ 477,844	$ 463,678	$ 437,976	$ 462,066
SERVICES & SUPPLIES	16,540	15,239	16,505	16,505
OTHER FINANCING USES				22,301
TOTAL EXPENDITURES/APPROPRIATIONS	**$ 494,384**	**$ 478,917**	**$ 454,481**	**$ 500,872**
NET COST	**$ (492,820)**	**$ (474,225)**	**$ (449,801)**	**$ (496,192)**

State Controller Schedules County Budget Act January 2010	COUNTY OF KERN Detail of Financing Sources and Financing Uses Governmental Funds Fiscal Year 2010-11	Schedule 9

Budget Unit **1014-BOARD OF SUPERVISORS-DIST #4**
Function **GENERAL**
Activity **LEGISLATIVE & ADMINISTRATIVE**

Detail by Revenue Category and Expenditure Object	Actual 2008-09	Actual 2009-10	CAO Recommended 2010-11	Adopted by the Board of Supervisors 2010-11
1	2	3	4	5
TOTAL REVENUE	**$**	**$**	**$**	**$**
SALARIES & EMPLOYEE BENEFITS	$ 534,595	$ 506,279	$ 438,952	$ 463,665
SERVICES & SUPPLIES	32,556	20,404	22,474	22,474
OTHER FINANCING USES				40,036
TOTAL EXPENDITURES/APPROPRIATIONS	**$ 567,151**	**$ 526,683**	**$ 461,426**	**$ 526,175**
NET COST	**$ (567,151)**	**$ (526,683)**	**$ (461,426)**	**$ (526,175)**

State Controller Schedules County Budget Act January 2010	COUNTY OF KERN Detail of Financing Sources and Financing Uses Governmental Funds Fiscal Year 2010-11	Schedule 9

Budget Unit **1015-BOARD OF SUPERVISORS-DIST #5**
Function **GENERAL**
Activity **LEGISLATIVE & ADMINISTRATIVE**

Detail by Revenue Category and Expenditure Object	Actual 2008-09	Actual 2009-10	CAO Recommended 2010-11	Adopted by the Board of Supervisors 2010-11
1	2	3	4	5
MISCELLANEOUS	$ 76	$	$	$
TOTAL REVENUE	**$ 76**	**$**	**$**	**$**
SALARIES & EMPLOYEE BENEFITS	$ 526,936	$ 500,701	$ 449,986	$ 475,059
SERVICES & SUPPLIES	22,086	17,055	18,173	18,173
TOTAL EXPENDITURES/APPROPRIATIONS	**$ 549,022**	**$ 517,756**	**$ 468,159**	**$ 493,232**
NET COST	**$ (548,946)**	**$ (517,756)**	**$ (468,159)**	**$ (493,232)**

State Controller Schedules County Budget Act January 2010	COUNTY OF KERN Detail of Financing Sources and Financing Uses Governmental Funds Fiscal Year 2010-11	Schedule 9

Budget Unit **1020-ADMINISTRATIVE OFFICE**
Function **GENERAL**
Activity **LEGISLATIVE & ADMINISTRATIVE**

Detail by Revenue Category and Expenditure Object	Actual 2008-09	Actual 2009-10	CAO Recommended 2010-11	Adopted by the Board of Supervisors 2010-11
1	2	3	4	5
CHARGES FOR SERVICES	$ 898,882	$ 866,142	$ 743,940	$ 743,940
MISCELLANEOUS	09	12,160	3,000	3,000
TOTAL REVENUE	**$ 898,891**	**$ 878,302**	**$ 746,940**	**$ 746,940**
SALARIES & EMPLOYEE BENEFITS	$ 2,923,572	$ 2,902,124	$ 2,421,722	$ 2,511,181
SERVICES & SUPPLIES	252,861	97,129	155,582	155,582
OTHER FINANCING USES				289,770
EXPENDITURE TRANSFERS & REIMBS	4,922	(162,198)	(160,000)	(160,000)
TOTAL EXPENDITURES/APPROPRIATIONS	**$ 3,181,355**	**$ 2,837,055**	**$ 2,417,304**	**$ 2,796,533**
NET COST	**$ (2,282,464)**	**$ (1,958,753)**	**$ (1,670,364)**	**$ (2,049,593)**

State Controller Schedules County Budget Act January 2010	COUNTY OF KERN Detail of Financing Sources and Financing Uses Governmental Funds Fiscal Year 2010-11	Schedule 9

Budget Unit **1030-CLERK OF BOARD OF SUPERVISORS**
Function **GENERAL**
Activity **LEGISLATIVE & ADMINISTRATIVE**

Detail by Revenue Category and Expenditure Object	Actual 2008-09	Actual 2009-10	CAO Recommended 2010-11	Adopted by the Board of Supervisors 2010-11
1	2	3	4	5
CHARGES FOR SERVICES	$ 45,607	$ 77,426	$ 87,785	$ 87,785
MISCELLANEOUS	87	29	29	29
TOTAL REVENUE	**$ 45,694**	**$ 77,455**	**$ 87,814**	**$ 87,814**
SALARIES & EMPLOYEE BENEFITS	$ 662,674	$ 690,165	$ 474,367	$ 501,871
SERVICES & SUPPLIES	210,001	202,192	221,507	221,507
OTHER FINANCING USES				77,688
EXPENDITURE TRANSFERS & REIMBS	(78,557)	(87,024)	(94,500)	(94,500)
TOTAL EXPENDITURES/APPROPRIATIONS	**$ 794,118**	**$ 805,333**	**$ 601,374**	**$ 706,566**
NET COST	**$ (748,424)**	**$ (727,878)**	**$ (513,560)**	**$ (618,752)**

State Controller Schedules County Budget Act January 2010	COUNTY OF KERN Detail of Financing Sources and Financing Uses Governmental Funds Fiscal Year 2010-11	Schedule 9

Budget Unit **1040-SPECIAL SERVICES**
Function **GENERAL**
Activity **LEGISLATIVE & ADMINISTRATIVE**

Detail by Revenue Category and Expenditure Object	Actual 2008-09	Actual 2009-10	CAO Recommended 2010-11	Adopted by the Board of Supervisors 2010-11
1	2	3	4	5
INTERGOVERNMENTAL	$ (52,097)	$	$	$
CHARGES FOR SERVICES	2,518	6,411	3,440	3,440
MISCELLANEOUS		25,875		
TOTAL REVENUE	**$ (49,579)**	**$ 32,286**	**$ 3,440**	**$ 3,440**
SALARIES & EMPLOYEE BENEFITS	$ 216,061	$ 202,887	$ 256,380	$ 256,380
SERVICES & SUPPLIES	4,313,449	3,315,265	5,441,875	5,441,875
OTHER CHARGES	1,467,701	1,089,898	756,790	756,790
OTHER FINANCING USES	231,485			
TOTAL EXPENDITURES/APPROPRIATIONS	**$ 6,228,696**	**$ 4,608,050**	**$ 6,455,045**	**$ 6,455,045**
NET COST	**$ (6,278,275)**	**$ (4,575,764)**	**$ (6,451,605)**	**$ (6,451,605)**

State Controller Schedules County Budget Act January 2010	COUNTY OF KERN Detail of Financing Sources and Financing Uses Governmental Funds Fiscal Year 2010-11	Schedule 9

Budget Unit **1110-AUDITOR-CONTROLLER**
Function **GENERAL**
Activity **FINANCE**

Detail by Revenue Category and Expenditure Object	Actual 2008-09	Actual 2009-10	CAO Recommended 2010-11	Adopted by the Board of Supervisors 2010-11
1	2	3	4	5
CHARGES FOR SERVICES	$ 758,475	$ 966,204	$ 743,103	$ 743,103
MISCELLANEOUS	4,964	2,585	1,840	1,840
TOTAL REVENUE	**$ 763,439**	**$ 968,789**	**$ 744,943**	**$ 744,943**
SALARIES & EMPLOYEE BENEFITS	$ 5,065,954	$ 5,117,907	$ 4,516,056	$ 4,718,177
SERVICES & SUPPLIES	453,489	350,649	373,543	373,543
CAPITAL ASSETS	27,780		5,554	5,554
OTHER FINANCING USES				743,394
EXPENDITURE TRANSFERS & REIMBS	(416,872)	(346,704)	(376,269)	(376,269)
TOTAL EXPENDITURES/APPROPRIATIONS	**$ 5,130,351**	**$ 5,121,852**	**$ 4,518,884**	**$ 5,464,399**
NET COST	**$ (4,366,912)**	**$ (4,153,063)**	**$ (3,773,941)**	**$ (4,719,456)**

State Controller Schedules County Budget Act January 2010	COUNTY OF KERN Detail of Financing Sources and Financing Uses Governmental Funds Fiscal Year 2010-11	Schedule 9

Budget Unit **1111-FISCAL STABILITY**
Function **GENERAL**
Activity **GENERAL**

Detail by Revenue Category and Expenditure Object	Actual 2008-09	Actual 2009-10	CAO Recommended 2010-11	Adopted by the Board of Supervisors 2010-11
1	2	3	4	5
OTHER FINANCING SOURCES	$	$ 24,670,895	$	$ 18,000,000
TOTAL REVENUE	**$**	**$ 24,670,895**	**$**	**$ 18,000,000**

TOTAL EXPENDITURES/APPROPRIATIONS	**$**	**$**	**$**	**$**
NET COST	**$**	**$ 24,670,895**	**$**	**$ 18,000,000**

State Controller Schedules County Budget Act January 2010	COUNTY OF KERN Detail of Financing Sources and Financing Uses Governmental Funds Fiscal Year 2010-11	Schedule 9

Budget Unit **1112-DISCRETIONARY REVENUE**
Function **GENERAL**
Activity **FINANCE**

Detail by Revenue Category and Expenditure Object	Actual 2008-09	Actual 2009-10	CAO Recommended 2010-11	Adopted by the Board of Supervisors 2010-11
1	2	3	4	5
TAXES	$ 300,452,173	$ 274,689,000	$ 275,082,587	$ 281,482,478
LICENSES AND PERMITS	7,620,673	6,323,178	7,798,529	7,798,529
FINES AND FORFEITURES	2,843,161	1,868,906	1,665,000	1,665,000
USE OF MONEY/PROPERTY	14,224,784	8,227,491	11,135,100	11,135,100
INTERGOVERNMENTAL	15,600,213	10,086,932	9,910,957	9,865,325
CHARGES FOR SERVICES	9,643,502	15,576,018	19,199,424	19,199,424
MISCELLANEOUS	383,598	485,134	205,000	205,000
OTHER FINANCING SOURCES	1,082,547	2,876,272	1,300,000	4,300,000
TOTAL REVENUE	**$ 351,850,651**	**$ 320,132,931**	**$ 326,296,597**	**$ 335,650,856**

TOTAL EXPENDITURES/APPROPRIATIONS	**$**	**$**	**$**	**$**
NET COST	**$ 351,850,651**	**$ 320,132,931**	**$ 326,296,597**	**$ 335,650,856**

State Controller Schedules County Budget Act January 2010	COUNTY OF KERN Detail of Financing Sources and Financing Uses Governmental Funds Fiscal Year 2010-11	Schedule 9

Budget Unit **1113-TAX LOSS RESERVE**
Function **GENERAL**
Activity **FINANCE**

Detail by Revenue Category and Expenditure Object	Actual 2008-09	Actual 2009-10	CAO Recommended 2010-11	Adopted by the Board of Supervisors 2010-11
1	2	3	4	5
FINES AND FORFEITURES	$ 7,865,169	$ 7,482,155	$ 5,600,000	$ 6,500,000
TOTAL REVENUE	**$ 7,877,363**	**$ 6,538,814**	**$ 5,600,000**	**$ 6,500,000**
OTHER FINANCING USES	$ 802,980	$ 1,016,856	$	$ 3,000,000
TOTAL EXPENDITURES/APPROPRIATIONS	**$ 802,980**	**$ 1,016,856**	**$**	**$ 3,000,000**
NET COST	**$ 7,074,383**	**$ 5,521,958**	**$ 5,600,000**	**$ 3,500,000**

State Controller Schedules County Budget Act January 2010	COUNTY OF KERN Detail of Financing Sources and Financing Uses Governmental Funds Fiscal Year 2010-11	Schedule 9

Budget Unit **1114-FIRE DISCRETIONARY REVENUE**
Function **PUBLIC PROTECTION** **FIRE**
Activity **PROTECTION**

Detail by Revenue Category and Expenditure Object	Actual 2008-09	Actual 2009-10	CAO Recommended 2010-11	Adopted by the Board of Supervisors 2010-11
1	2	3	4	5
TAXES	$ 72,465,268	$ 67,072,611	$ 69,439,285	$ 71,466,598
FINES AND FORFEITURES	135,596	75,844	50,000	50,000
USE OF MONEY/PROPERTY	62,176	(9,874)	40,000	40,000
INTERGOVERNMENTAL	1,338,960	1,312,952	1,214,413	1,290,488
CHARGES FOR SERVICES	(06)	(05)		
TOTAL REVENUE	**$ 74,001,994**	**$ 68,451,528**	**$ 70,743,698**	**$ 72,847,086**

TOTAL EXPENDITURES/APPROPRIATIONS	**$**	**$**	**$**	**$**
NET COST	**$ 74,001,994**	**$ 68,451,528**	**$ 70,743,698**	**$ 72,847,086**

State Controller Schedules County Budget Act January 2010	COUNTY OF KERN Detail of Financing Sources and Financing Uses Governmental Funds Fiscal Year 2010-11	Schedule 9

Budget Unit **1116-CONTRIB TO FISCAL STABILITY**
Function **GENERAL**
Activity **FINANCE**

Detail by Revenue Category and Expenditure Object	Actual 2008-09	Actual 2009-10	CAO Recommended 2010-11	Adopted by the Board of Supervisors 2010-11
1	2	3	4	5
TOTAL REVENUE	**$**	**$**	**$**	**$**
OTHER FINANCING USES	$	$ 24,670,895	$	$ 18,000,000
TOTAL EXPENDITURES/APPROPRIATIONS	**$**	**$ 24,670,895**	**$**	**$ 18,000,000**
NET COST	**$**	**$ (24,670,895)**	**$**	**$ (18,000,000)**

State Controller Schedules County Budget Act January 2010	COUNTY OF KERN Detail of Financing Sources and Financing Uses Governmental Funds Fiscal Year 2010-11	Schedule 9

Budget Unit **1120-TREASURER-TAX COLLECTOR**
Function **GENERAL**
Activity **FINANCE**

Detail by Revenue Category and Expenditure Object	Actual 2008-09	Actual 2009-10	CAO Recommended 2010-11	Adopted by the Board of Supervisors 2010-11
1	2	3	4	5
FINES AND FORFEITURES	$ 196,392	$ 92,787	$ 200,000	$ 200,000
CHARGES FOR SERVICES	4,072,100	4,370,716	3,664,413	3,664,413
MISCELLANEOUS	329,800	280,911	319,900	319,900
OTHER FINANCING SOURCES			610,446	610,446
TOTAL REVENUE	**$ 4,598,292**	**$ 4,744,414**	**$ 4,794,759**	**$ 4,794,759**
SALARIES & EMPLOYEE BENEFITS	$ 2,836,534	$ 2,906,744	$ 2,891,819	$ 2,921,893
SERVICES & SUPPLIES	1,853,039	2,206,577	2,384,464	2,384,464
CAPITAL ASSETS	47,714		80,000	80,000
OTHER FINANCING USES	198,233			731,661
TOTAL EXPENDITURES/APPROPRIATIONS	**$ 4,935,520**	**$ 5,113,321**	**$ 5,356,283**	**$ 6,118,018**
NET COST	**$ (337,228)**	**$ (368,907)**	**$ (561,524)**	**$ (1,323,259)**

State Controller Schedules County Budget Act January 2010	COUNTY OF KERN Detail of Financing Sources and Financing Uses Governmental Funds Fiscal Year 2010-11	Schedule 9

Budget Unit **1121-REDEMPTION SYSTEMS FUND**
Function **GENERAL**
Activity **FINANCE**

Detail by Revenue Category and Expenditure Object	Actual 2008-09	Actual 2009-10	CAO Recommended 2010-11	Adopted by the Board of Supervisors 2010-11
1	2	3	4	5
FINES AND FORFEITURES	$ 254,215	$ 229,277	$ 210,000	$ 210,000
TOTAL REVENUE	**$ 254,215**	**$ 244,927**	**$ 210,000**	**$ 210,000**
OTHER FINANCING USES	$	$	$ 610,446	$ 610,446
TOTAL EXPENDITURES/APPROPRIATIONS	**$**	**$**	**$ 610,446**	**$ 610,446**
NET COST	**$ 254,215**	**$ 244,927**	**$ (400,446)**	**$ (400,446)**

State Controller Schedules County Budget Act January 2010	COUNTY OF KERN Detail of Financing Sources and Financing Uses Governmental Funds Fiscal Year 2010-11	Schedule 9

Budget Unit **1130-ASSESSOR**
Function **GENERAL**
Activity **FINANCE**

Detail by Revenue Category and Expenditure Object	Actual 2008-09	Actual 2009-10	CAO Recommended 2010-11	Adopted by the Board of Supervisors 2010-11
1	2	3	4	5
CHARGES FOR SERVICES	$ 2,707,530	$ 2,604,917	$ 2,103,633	$ 2,103,633
MISCELLANEOUS	1,979	71		
TOTAL REVENUE	**$ 2,709,509**	**$ 2,604,988**	**$ 2,103,633**	**$ 2,103,633**
SALARIES & EMPLOYEE BENEFITS	$ 9,230,909	$ 9,193,837	$ 9,252,634	$ 9,664,979
SERVICES & SUPPLIES	634,997	500,586	838,779	838,779
CAPITAL ASSETS	5,631			
OTHER FINANCING USES				375,660
EXPENDITURE TRANSFERS & REIMBS	(284,446)	(290,047)	(288,601)	(288,601)
TOTAL EXPENDITURES/APPROPRIATIONS	**$ 9,587,091**	**$ 9,404,376**	**$ 9,802,812**	**$ 10,590,817**
NET COST	**$ (6,877,582)**	**$ (6,799,388)**	**$ (7,699,179)**	**$ (8,487,184)**

State Controller Schedules County Budget Act January 2010	COUNTY OF KERN Detail of Financing Sources and Financing Uses Governmental Funds Fiscal Year 2010-11	Schedule 9

Budget Unit **1160-INFORMATION TECHNOLOGY SERVICE**
Function **GENERAL**
Activity **OTHER GENERAL**

Detail by Revenue Category and Expenditure Object	Actual 2008-09	Actual 2009-10	CAO Recommended 2010-11	Adopted by the Board of Supervisors 2010-11
1	2	3	4	5
CHARGES FOR SERVICES	$ 4,702,948	$ 5,288,446	$ 5,519,493	$ 5,519,493
MISCELLANEOUS	36,745	20	102	102
OTHER FINANCING SOURCES	42,627	67,001	67,000	67,000
TOTAL REVENUE	**$ 4,782,320**	**$ 5,355,467**	**$ 5,586,595**	**$ 5,586,595**
SALARIES & EMPLOYEE BENEFITS	$ 6,844,459	$ 6,447,940	$ 6,409,784	$ 6,629,367
SERVICES & SUPPLIES	5,161,818	5,169,863	5,578,770	5,578,770
OTHER CHARGES	44,569			
CAPITAL ASSETS	237,597	37,655		
OTHER FINANCING USES				538,831
EXPENDITURE TRANSFERS & REIMBS	(2,278,549)	(2,238,965)	(2,301,973)	(2,301,973)
TOTAL EXPENDITURES/APPROPRIATIONS	**$ 10,009,894**	**$ 9,416,493**	**$ 9,686,581**	**$ 10,444,995**
NET COST	**$ (5,227,574)**	**$ (4,061,026)**	**$ (4,099,986)**	**$ (4,858,400)**

State Controller Schedules County Budget Act January 2010	COUNTY OF KERN Detail of Financing Sources and Financing Uses Governmental Funds Fiscal Year 2010-11	Schedule 9

Budget Unit **1210-COUNTY COUNSEL**
Function **GENERAL**
Activity **COUNSEL**

Detail by Revenue Category and Expenditure Object	Actual 2008-09	Actual 2009-10	CAO Recommended 2010-11	Adopted by the Board of Supervisors 2010-11
1	2	3	4	5
CHARGES FOR SERVICES	$ 5,997,146	$ 6,133,551	$ 5,954,208	$ 5,954,208
MISCELLANEOUS	49	(73)	5,050	5,050
TOTAL REVENUE	**$ 5,997,195**	**$ 6,133,478**	**$ 5,959,258**	**$ 5,959,258**
SALARIES & EMPLOYEE BENEFITS	$ 7,933,927	$ 7,634,538	$ 7,713,575	$ 7,796,579
SERVICES & SUPPLIES	288,914	354,523	530,984	530,984
CAPITAL ASSETS		11,602		
OTHER FINANCING USES				828,206
EXPENDITURE TRANSFERS & REIMBS	(743,065)	(792,592)	(735,490)	(735,490)
TOTAL EXPENDITURES/APPROPRIATIONS	**$ 7,479,776**	**$ 7,208,071**	**$ 7,509,069**	**$ 8,420,279**
NET COST	**$ (1,482,581)**	**$ (1,074,593)**	**$ (1,549,811)**	**$ (2,461,021)**

State Controller Schedules County Budget Act January 2010	COUNTY OF KERN Detail of Financing Sources and Financing Uses Governmental Funds Fiscal Year 2010-11	Schedule 9

Budget Unit **1310-PERSONNEL**
Function **GENERAL**
Activity **PERSONNEL**

Detail by Revenue Category and Expenditure Object	Actual 2008-09	Actual 2009-10	CAO Recommended 2010-11	Adopted by the Board of Supervisors 2010-11
1	2	3	4	5
CHARGES FOR SERVICES	$ 138,659	$ 40,332	$ 51,486	$ 51,486
MISCELLANEOUS	1,067	442	450	450
TOTAL REVENUE	**$ 139,726**	**$ 40,774**	**$ 51,936**	**$ 51,936**
SALARIES & EMPLOYEE BENEFITS	$ 2,453,032	$ 2,150,341	$ 1,826,798	$ 1,930,735
SERVICES & SUPPLIES	253,953	176,121	213,350	213,350
OTHER FINANCING USES				107,787
EXPENDITURE TRANSFERS & REIMBS	(27,809)	(35,111)	(47,509)	(47,509)
TOTAL EXPENDITURES/APPROPRIATIONS	**$ 2,679,176**	**$ 2,291,351**	**$ 1,992,639**	**$ 2,204,363**
NET COST	**$ (2,539,450)**	**$ (2,250,577)**	**$ (1,940,703)**	**$ (2,152,427)**

State Controller Schedules County Budget Act January 2010	COUNTY OF KERN Detail of Financing Sources and Financing Uses Governmental Funds Fiscal Year 2010-11	Schedule 9

Budget Unit **1420-ELECTIONS**
Function **GENERAL**
Activity **ELECTIONS**

Detail by Revenue Category and Expenditure Object	Actual 2008-09	Actual 2009-10	CAO Recommended 2010-11	Adopted by the Board of Supervisors 2010-11
1	2	3	4	5
INTERGOVERNMENTAL	$ 1,510,571	$ 879,384	$ 70,000	$ 70,000
CHARGES FOR SERVICES	757,287	340,936	535,300	535,300
MISCELLANEOUS	10,646	9,826	10,500	10,500
TOTAL REVENUE	**$ 2,278,504**	**$ 1,230,146**	**$ 615,800**	**$ 615,800**
SALARIES & EMPLOYEE BENEFITS	$ 1,130,789	$ 1,013,009	$ 1,032,872	$ 1,204,646
SERVICES & SUPPLIES	3,071,585	2,077,284	2,766,300	2,766,300
OTHER CHARGES		10,478		
CAPITAL ASSETS	38,283	4,080	23,940	23,940
TOTAL EXPENDITURES/APPROPRIATIONS	**$ 4,240,657**	**$ 3,104,851**	**$ 3,823,112**	**$ 3,994,886**
NET COST	**$ (1,962,153)**	**$ (1,874,705)**	**$ (3,207,312)**	**$ (3,379,086)**

State Controller Schedules County Budget Act January 2010	COUNTY OF KERN Detail of Financing Sources and Financing Uses Governmental Funds Fiscal Year 2010-11	Schedule 9

Budget Unit **1510-COMMUNICATIONS**
Function **GENERAL**
Activity **COMMUNICATIONS**

Detail by Revenue Category and Expenditure Object	Actual 2008-09	Actual 2009-10	CAO Recommended 2010-11	Adopted by the Board of Supervisors 2010-11
1	2	3	4	5
CHARGES FOR SERVICES	$ 775,583	$ 696,835	$	$
MISCELLANEOUS	7,984	2,322		
TOTAL REVENUE	**$ 783,567**	**$ 699,157**		**$**
SALARIES & EMPLOYEE BENEFITS	$ 1,550,150	$ 1,614,661	$	$
SERVICES & SUPPLIES	514,850	514,810		
OTHER CHARGES		47,154		
EXPENDITURE TRANSFERS & REIMBS	(817,858)	(878,947)		
TOTAL EXPENDITURES/APPROPRIATIONS	**$ 1,247,142**	**$ 1,297,678**	**$**	**$**
NET COST	**$ (463,575)**	**$ (598,521)**	**$**	**$**

State Controller Schedules County Budget Act January 2010	COUNTY OF KERN Detail of Financing Sources and Financing Uses Governmental Funds Fiscal Year 2010-11	Schedule 9

Budget Unit **1610-GENERAL SERVICES**
Function **GENERAL**
Activity **PROPERTY MANAGEMENT**

Detail by Revenue Category and Expenditure Object	Actual 2008-09	Actual 2009-10	CAO Recommended 2010-11	Adopted by the Board of Supervisors 2010-11
1	2	3	4	5
FINES AND FORFEITURES	$ 164,640	$ 138,991	$ 140,000	$ 140,000
INTERGOVERNMENTAL	24,519			
CHARGES FOR SERVICES	1,602,242	1,092,668	1,808,155	1,808,155
MISCELLANEOUS	427,758	11,248	14,500	14,500
OTHER FINANCING SOURCES	569	6,104		
TOTAL REVENUE	**$ 2,219,728**	**$ 1,249,011**	**$ 1,962,655**	**$ 1,962,655**
SALARIES & EMPLOYEE BENEFITS	$ 10,693,229	$ 9,087,322	$ 9,983,377	$ 9,983,377
SERVICES & SUPPLIES	3,272,088	1,487,311	2,221,391	2,221,391
OTHER CHARGES	12,768	573		
CAPITAL ASSETS	10,537			
OTHER FINANCING USES				874,345
EXPENDITURE TRANSFERS & REIMBS	(1,735,056)	(845,307)	(1,669,697)	(1,669,697)
TOTAL EXPENDITURES/APPROPRIATIONS	**$ 12,253,566**	**$ 9,729,899**	**$ 10,535,071**	**$ 11,409,416**
NET COST	**$ (10,033,838)**	**$ (8,480,888)**	**$ (8,572,416)**	**$ (9,446,761)**

State Controller Schedules County Budget Act January 2010	COUNTY OF KERN Detail of Financing Sources and Financing Uses Governmental Funds Fiscal Year 2010-11	Schedule 9

Budget Unit **1611-DIVCA LCL FRANCHISE FEE**
Function **GENERAL**
Activity **PROPERTY MANAGEMENT**

Detail by Revenue Category and Expenditure Object	Actual 2008-09	Actual 2009-10	CAO Recommended 2010-11	Adopted by the Board of Supervisors 2010-11
1	2	3	4	5
LICENSES AND PERMITS	$	$ 35,932	$ 228,000	$ 228,000
USE OF MONEY/PROPERTY		9	5	5
TOTAL REVENUE	**$**	**$ 35,941**	**$ 228,005**	**$ 228,005**
SERVICES & SUPPLIES	$	$	$ 200,000	$ 200,000
TOTAL EXPENDITURES/APPROPRIATIONS	**$**	**$**	**$ 200,000**	**$ 200,000**
NET COST	**$**	**$ 35,941**	**$ 28,005**	**$ 28,005**

State Controller Schedules County Budget Act January 2010	COUNTY OF KERN Detail of Financing Sources and Financing Uses Governmental Funds Fiscal Year 2010-11	Schedule 9

Budget Unit **1612-ARRA ENERGY STIMULUS GRANT**
Function **GENERAL**
Activity **PROPERTY MANAGMENT**

Detail by Revenue Category and Expenditure Object	Actual 2008-09	Actual 2009-10	CAO Recommended 2010-11	Adopted by the Board of Supervisors 2010-11
1	2	3	4	5
USE OF MONEY/PROPERTY	$	$ 303	$	$
INTERGOVERNMENTAL		50,000		3,952,300
TOTAL REVENUE	**$**	**$ 50,303**	**$**	**$ 3,952,300**
OTHER FINANCING USES	$	$	$	$ 4,002,603
TOTAL EXPENDITURES/APPROPRIATIONS	**$**	**$**	**$**	**$ 4,002,603**
NET COST	**$**	**$ 50,303**	**$**	**$ (50,303)**

State Controller Schedules County Budget Act January 2010	COUNTY OF KERN Detail of Financing Sources and Financing Uses Governmental Funds Fiscal Year 2010-11	Schedule 9

Budget Unit **1615-UTILITY PAYMENTS**
Function **GENERAL**
Activity **PROPERTY MANAGEMENT**

Detail by Revenue Category and Expenditure Object	Actual 2008-09	Actual 2009-10	CAO Recommended 2010-11	Adopted by the Board of Supervisors 2010-11
1	2	3	4	5
CHARGES FOR SERVICES	$ 1,188,941	$ 1,298,247	$ 1,081,503	$ 1,081,503
MISCELLANEOUS	111,023	780		
OTHER FINANCING SOURCES	3,214,418	2,945,015	3,300,000	3,300,000
TOTAL REVENUE	**$ 4,514,382**	**$ 4,244,042**	**$ 4,381,503**	**$ 4,381,503**
SERVICES & SUPPLIES	$ 7,711,384	$ 7,646,841	$ 8,569,150	$ 8,569,150
OTHER CHARGES	622,095	471,321	282,450	282,450
EXPENDITURE TRANSFERS & REIMBS	(338,097)	(833,551)	(650,000)	(650,000)
TOTAL EXPENDITURES/APPROPRIATIONS	**$ 7,995,382**	**$ 7,284,611**	**$ 8,201,600**	**$ 8,201,600**
NET COST	**$ (3,481,000)**	**$ (3,040,569)**	**$ (3,820,097)**	**$ (3,820,097)**

State Controller Schedules County Budget Act January 2010	COUNTY OF KERN Detail of Financing Sources and Financing Uses Governmental Funds Fiscal Year 2010-11	Schedule 9

Budget Unit **1640-CONSTRUCTION SERV-DIV GEN SERV**
Function **GENERAL**
Activity **PROPERTY MANAGEMENT**

Detail by Revenue Category and Expenditure Object	Actual 2008-09	Actual 2009-10	CAO Recommended 2010-11	Adopted by the Board of Supervisors 2010-11
1	2	3	4	5
CHARGES FOR SERVICES	$ 391,237	$ 936,045	$ 885,575	$ 885,575
MISCELLANEOUS	127	1,206	50,100	50,100
OTHER FINANCING SOURCES	84,210	30,518		50,303
NON-REVENUE RECEIPTS			150	150
TOTAL REVENUE	**$ 475,574**	**$ 967,769**	**$ 935,825**	**$ 986,128**
SALARIES & EMPLOYEE BENEFITS	$ 1,823,959	$ 1,727,094	$ 2,371,954	$ 2,382,168
SERVICES & SUPPLIES	435,242	280,469	504,580	554,883
OTHER CHARGES	5,276	879		
EXPENDITURE TRANSFERS & REIMBS	(1,663,785)	(1,005,260)	(1,750,000)	(1,750,000)
TOTAL EXPENDITURES/APPROPRIATIONS	**$ 600,692**	**$ 1,003,182**	**$ 1,126,534**	**$ 1,187,051**
NET COST	**$ (125,118)**	**$ (35,413)**	**$ (190,709)**	**$ (200,923)**

State Controller Schedules County Budget Act January 2010	COUNTY OF KERN Detail of Financing Sources and Financing Uses Governmental Funds Fiscal Year 2010-11	Schedule 9

Budget Unit **1650-GEN SERV-MAJOR MAINT-GENERAL**
Function **GENERAL**
Activity **PROPERTY MANAGEMENT**

Detail by Revenue Category and Expenditure Object	Actual 2008-09	Actual 2009-10	CAO Recommended 2010-11	Adopted by the Board of Supervisors 2010-11
1	2	3	4	5
INTERGOVERNMENTAL	$ (4,588)	$ 86,000	$	$
CHARGES FOR SERVICES	19,570			
MISCELLANEOUS	525,986	21,651	700,000	700,000
OTHER FINANCING SOURCES	727,206	289,423		
TOTAL REVENUE	**$ 1,268,174**	**$ 397,074**	**$ 700,000**	**$ 700,000**
SERVICES & SUPPLIES	$ 8,727,713	$ 5,319,223	$ 1,200,000	$ 1,200,000
OTHER FINANCING USES		6,388		
TOTAL EXPENDITURES/APPROPRIATIONS	**$ 8,727,713**	**$ 5,325,611**	**$ 1,200,000**	**$ 1,200,000**
NET COST	**$ (7,459,539)**	**$ (4,928,537)**	**$ (500,000)**	**$ (500,000)**

State Controller Schedules County Budget Act January 2010	COUNTY OF KERN Detail of Financing Sources and Financing Uses Governmental Funds Fiscal Year 2010-11	Schedule 9

Budget Unit **1812-BOARD OF TRADE**
Function **GENERAL**
Activity **PROMOTION**

Detail by Revenue Category and Expenditure Object	Actual 2008-09	Actual 2009-10	CAO Recommended 2010-11	Adopted by the Board of Supervisors 2010-11
1	2	3	4	5
CHARGES FOR SERVICES	$ 9,933	$ 10,816	$ 15,000	$ 15,000
MISCELLANEOUS	11,563	17,534	5,100	5,100
OTHER FINANCING SOURCES	39,800	75,068	60,000	60,000
TOTAL REVENUE	**$ 61,296**	**$ 103,418**	**$ 80,100**	**$ 80,100**
SALARIES & EMPLOYEE BENEFITS	$ 661,458	$ 672,957	$ 583,130	$ 614,674
SERVICES & SUPPLIES	168,660	119,610	85,938	85,938
OTHER FINANCING USES				62,442
TOTAL EXPENDITURES/APPROPRIATIONS	**$ 830,118**	**$ 792,567**	**$ 669,068**	**$ 763,054**
NET COST	**$ (768,822)**	**$ (689,149)**	**$ (588,968)**	**$ (682,954)**

State Controller Schedules County Budget Act January 2010	COUNTY OF KERN Detail of Financing Sources and Financing Uses Governmental Funds Fiscal Year 2010-11	Schedule 9

Budget Unit **1813-INFORMATIONAL KIOSKS**
Function **GENERAL**
Activity **PROMOTION**

Detail by Revenue Category and Expenditure Object	Actual 2008-09	Actual 2009-10	CAO Recommended 2010-11	Adopted by the Board of Supervisors 2010-11
1	2	3	4	5
USE OF MONEY/PROPERTY	$ 1,081	$ 374	$ 500	$ 500
MISCELLANEOUS	11,800	8,333	19,500	19,500
TOTAL REVENUE	**$ 12,881**	**$ 8,707**	**$ 20,000**	**$ 20,000**
OTHER FINANCING USES	$ 12,000	$ 24,592	$ 20,000	$ 20,000
TOTAL EXPENDITURES/APPROPRIATIONS	**$ 12,000**	**$ 24,592**	**$ 20,000**	**$ 20,000**
NET COST	**$ 881**	**$ (15,885)**	**$**	

State Controller Schedules County Budget Act January 2010	COUNTY OF KERN Detail of Financing Sources and Financing Uses Governmental Funds Fiscal Year 2010-11	Schedule 9

Budget Unit **1814-BOARD OF TRADE-ADVERTISING TRS**
Function **GENERAL**
Activity **PROMOTION**

Detail by Revenue Category and Expenditure Object	Actual 2008-09	Actual 2009-10	CAO Recommended 2010-11	Adopted by the Board of Supervisors 2010-11
1	2	3	4	5
USE OF MONEY/PROPERTY	$ 1,003	$ 889	$ 1,000	$ 1,000
MISCELLANEOUS	42,805	51,741	39,000	39,000
TOTAL REVENUE	**$ 43,808**	**$ 52,630**	**$ 40,000**	**$ 40,000**
OTHER FINANCING USES	$ 27,800	$ 50,476	$ 40,000	$ 40,000
TOTAL EXPENDITURES/APPROPRIATIONS	**$ 27,800**	**$ 50,476**	**$ 40,000**	**$ 40,000**
NET COST	**$ 16,008**	**$ 2,154**	**$**	

State Controller Schedules County Budget Act January 2010	COUNTY OF KERN Detail of Financing Sources and Financing Uses Governmental Funds Fiscal Year 2010-11	Schedule 9

Budget Unit **1900-ENGINEERING & SURVEY SERVICES**
Function **GENERAL**
Activity **OTHER GENERAL**

Detail by Revenue Category and Expenditure Object	Actual 2008-09	Actual 2009-10	CAO Recommended 2010-11	Adopted by the Board of Supervisors 2010-11
1	2	3	4	5
LICENSES AND PERMITS	$ 600	$	$ 600	$ 600
CHARGES FOR SERVICES	3,784,497	3,465,992	2,969,580	2,969,580
MISCELLANEOUS	30,962	245	270	270
OTHER FINANCING SOURCES	41,257	25,984	10,560	10,560
TOTAL REVENUE	**$ 3,857,316**	**$ 3,492,221**	**$ 2,981,010**	**$ 2,981,010**
SALARIES & EMPLOYEE BENEFITS	$ 4,977,034	$ 4,884,779	$ 3,936,145	$ 4,034,346
SERVICES & SUPPLIES	942,170	635,133	798,424	798,821
OTHER CHARGES	6,731	3,926		
CAPITAL ASSETS	41,963	103,742		
OTHER FINANCING USES	101,575	99,161	100,000	814,944
EXPENDITURE TRANSFERS & REIMBS	(161,498)	(200,321)	(132,000)	(132,000)
TOTAL EXPENDITURES/APPROPRIATIONS	**$ 5,907,975**	**$ 5,526,420**	**$ 4,702,569**	**$ 5,516,111**
NET COST	**$ (2,050,659)**	**$ (2,034,199)**	**$ (1,721,559)**	**$ (2,535,101)**

State Controller Schedules County Budget Act January 2010	COUNTY OF KERN Detail of Financing Sources and Financing Uses Governmental Funds Fiscal Year 2010-11	Schedule 9

Budget Unit **1910-RISK MANAGEMENT**
Function **GENERAL**
Activity **OTHER GENERAL**

Detail by Revenue Category and Expenditure Object	Actual 2008-09	Actual 2009-10	CAO Recommended 2010-11	Adopted by the Board of Supervisors 2010-11
1	2	3	4	5
CHARGES FOR SERVICES	$ 3,200,232	$ 3,302,894	$ 4,316,981	$ 4,316,981
MISCELLANEOUS	41,234	32,999	25,000	25,000
TOTAL REVENUE	**$ 3,241,466**	**$ 3,335,893**	**$ 4,341,981**	**$ 4,341,981**
SALARIES & EMPLOYEE BENEFITS	$ 2,313,880	$ 2,394,115	$ 2,958,378	$ 2,992,098
SERVICES & SUPPLIES	1,104,895	1,312,115	1,813,069	1,813,069
OTHER CHARGES	1,160,508	1,048,944	710,879	710,879
CAPITAL ASSETS		10,000		
EXPENDITURE TRANSFERS & REIMBS	(373,802)	(443,116)	(510,750)	(510,750)
TOTAL EXPENDITURES/APPROPRIATIONS	**$ 4,205,481**	**$ 4,322,058**	**$ 4,971,576**	**$ 5,005,296**
NET COST	**$ (964,015)**	**$ (986,165)**	**$ (629,595)**	**$ (663,315)**

State Controller Schedules County Budget Act January 2010	COUNTY OF KERN Detail of Financing Sources and Financing Uses Governmental Funds Fiscal Year 2010-11	Schedule 9

Budget Unit **1947-TOBACCO ENDOWMENT INTEREST**
Function **GENERAL**
Activity **FINANCE**

Detail by Revenue Category and Expenditure Object	Actual 2008-09	Actual 2009-10	CAO Recommended 2010-11	Adopted by the Board of Supervisors 2010-11
1	2	3	4	5
USE OF MONEY/PROPERTY	$	$	$ 1,250,000	$ 1,250,000
TOTAL REVENUE	**$**	**$**	**1,250,000**	**$ 1,250,000**
OTHER FINANCING USES	$	$	$ 1,250,000	$ 1,250,000
TOTAL EXPENDITURES/APPROPRIATIONS	**$**	**$**	**$ 1,250,000**	**$ 1,250,000**
NET COST	**$**	**$**	**$**	**$**

State Controller Schedules County Budget Act January 2010	COUNTY OF KERN Detail of Financing Sources and Financing Uses Governmental Funds Fiscal Year 2010-11	Schedule 9

Budget Unit **1948-ACO-GENERAL FUND**
Function **GENERAL**
Activity **PLANT ACQUISTITION**

Detail by Revenue Category and Expenditure Object	Actual 2008-09	Actual 2009-10	CAO Recommended 2010-11	Adopted by the Board of Supervisors 2010-11
1	2	3	4	5
USE OF MONEY/PROPERTY	$ 23,366	$ 258,457	$ 238,716	$ 238,716
TOTAL REVENUE	**$ 23,366**	**$ 258,457**	**238,716**	**$ 238,716**
OTHER FINANCING USES	$	$ 442,826	$	$
TOTAL EXPENDITURES/APPROPRIATIONS	**$**	**$ 442,826**	**$**	**$**
NET COST	**$ 23,366**	**$ (184,369)**	**$ 238,716**	**$ 238,716**

State Controller Schedules County Budget Act January 2010	COUNTY OF KERN Detail of Financing Sources and Financing Uses Governmental Funds Fiscal Year 2010-11	Schedule 9

Budget Unit **1949-ACO-STRUCTURAL FIRE**
Function **GENERAL**
Activity **PLANT ACQUISTITION**

Detail by Revenue Category and Expenditure Object	Actual 2008-09	Actual 2009-10	CAO Recommended 2010-11	Adopted by the Board of Supervisors 2010-11
1	2	3	4	5
USE OF MONEY/PROPERTY	$ 360	$ 4,596	$ 4,600	$ 4,600
TOTAL REVENUE	**$ 360**	**$ 4,596**	**4,600**	**$ 4,600**
CAPITAL ASSETS	$	$	$	$
TOTAL EXPENDITURES/APPROPRIATIONS	**$**	**$**	**$**	**$**
NET COST	**$ 360**	**$ 4,596**	**$ 4,600**	**$ 4,600**

State Controller Schedules County Budget Act January 2010	COUNTY OF KERN Detail of Financing Sources and Financing Uses Governmental Funds Fiscal Year 2010-11	Schedule 9

Budget Unit **1950-BKFD PLANNED SEWER #1 TRUST**
Function **GENERAL**
Activity **PLANT ACQUISITION**

Detail by Revenue Category and Expenditure Object	Actual 2008-09	Actual 2009-10	CAO Recommended 2010-11	Adopted by the Board of Supervisors 2010-11
1	2	3	4	5
USE OF MONEY/PROPERTY	$	$ 68,249	$	$
CHARGES FOR SERVICES	10,332	(6,312)	30,000	30,000
TOTAL REVENUE	**$ 10,332**	**$ 61,937**	**$ 30,000**	**$ 30,000**
SERVICES & SUPPLIES	$ 102	$ 213	$ 400,200	$ 400,200
TOTAL EXPENDITURES/APPROPRIATIONS	**$ 102**	**$ 213**	**$ 400,200**	**$ 400,200**
NET COST	**$ 10,230**	**$ 61,724**	**$ (370,200)**	**$ (370,200)**

State Controller Schedules County Budget Act January 2010	COUNTY OF KERN Detail of Financing Sources and Financing Uses Governmental Funds Fiscal Year 2010-11	Schedule 9

Budget Unit **1951-BKFD PLANNED SEWER #2 TRUST**
Function **GENERAL**
Activity **PLANT ACQUISITION**

Detail by Revenue Category and Expenditure Object	Actual 2008-09	Actual 2009-10	CAO Recommended 2010-11	Adopted by the Board of Supervisors 2010-11
1	2	3	4	5
USE OF MONEY/PROPERTY	$ 8,773	$ 5,047	$ 6,117	$ 6,117
CHARGES FOR SERVICES	40,800			
TOTAL REVENUE	**$ 49,573**	**$ 5,047**	**$ 6,117**	**$ 6,117**
SERVICES & SUPPLIES	$ 13,060	$	$ 200,000	$ 200,000
TOTAL EXPENDITURES/APPROPRIATIONS	**$ 13,060**	**$**	**$ 200,000**	**$ 200,000**
NET COST	**$ 36,513**	**$ 5,047**	**$ (193,883)**	**$ (193,883)**

State Controller Schedules County Budget Act January 2010	COUNTY OF KERN Detail of Financing Sources and Financing Uses Governmental Funds Fiscal Year 2010-11	Schedule 9

Budget Unit **1952-BKFD PLANNED SEWER #3 TRUST**
Function **GENERAL**
Activity **PLANT ACQUISITION**

Detail by Revenue Category and Expenditure Object	Actual 2008-09	Actual 2009-10	CAO Recommended 2010-11	Adopted by the Board of Supervisors 2010-11
1	2	3	4	5
USE OF MONEY/PROPERTY	$ 90	$ 50	$ 60	$ 60
TOTAL REVENUE	**$ 90**	**$ 50**	**$ 60**	**$ 60**
SERVICES & SUPPLIES	$	$	$ 2,500	$ 2,500
TOTAL EXPENDITURES/APPROPRIATIONS	**$**	**$**	**$ 2,500**	**$ 2,500**
NET COST	**$ 90**	**$ 50**	**$ (2,440)**	**$ (2,440)**

State Controller Schedules County Budget Act January 2010	COUNTY OF KERN Detail of Financing Sources and Financing Uses Governmental Funds Fiscal Year 2010-11	Schedule 9

Budget Unit **1953-BKFD PLANNED SEWER #4 TRUST**
Function **GENERAL**
Activity **PLANT ACQUISITION**

Detail by Revenue Category and Expenditure Object	Actual 2008-09	Actual 2009-10	CAO Recommended 2010-11	Adopted by the Board of Supervisors 2010-11
1	2	3	4	5
USE OF MONEY/PROPERTY	$ 1,942	$ 1,082	$ 1,309	$ 1,309
TOTAL REVENUE	**$ 1,942**	**$ 1,082**	**$ 1,309**	**$ 1,309**
SERVICES & SUPPLIES	$	$	$ 60,000	$ 60,000
TOTAL EXPENDITURES/APPROPRIATIONS	**$**	**$**	**$ 60,000**	**$ 60,000**
NET COST	**$ 1,942**	**$ 1,082**	**$ (58,691)**	**$ (58,691)**

State Controller Schedules County Budget Act January 2010	COUNTY OF KERN Detail of Financing Sources and Financing Uses Governmental Funds Fiscal Year 2010-11	Schedule 9

Budget Unit **1954-BKFD PLANNED SEWER #5 TRUST**
Function **GENERAL**
Activity **PLANT ACQUISITION**

Detail by Revenue Category and Expenditure Object	Actual 2008-09	Actual 2009-10	CAO Recommended 2010-11	Adopted by the Board of Supervisors 2010-11
1	2	3	4	5
USE OF MONEY/PROPERTY	$ 1,817	$ 1,114	$ 14,494	$ 14,494
CHARGES FOR SERVICES		8,774		
TOTAL REVENUE	**$ 1,817**	**$ 9,888**	**$ 14,494**	**$ 14,494**
SERVICES & SUPPLIES	$	$	$ 75,000	$ 75,000
TOTAL EXPENDITURES/APPROPRIATIONS	**$**	**$**	**$ 75,000**	**$ 75,000**
NET COST	**$ 1,817**	**$ 9,888**	**$ (60,506)**	**$ (60,506)**

State Controller Schedules County Budget Act January 2010	COUNTY OF KERN Detail of Financing Sources and Financing Uses Governmental Funds Fiscal Year 2010-11	Schedule 9

Budget Unit **1956-CO PLANNED SEWER AREA A TRUST**
Function **GENERAL**
Activity **PLANT ACQUISITION**

Detail by Revenue Category and Expenditure Object	Actual 2008-09	Actual 2009-10	CAO Recommended 2010-11	Adopted by the Board of Supervisors 2010-11
1	2	3	4	5
USE OF MONEY/PROPERTY	$ 844	$ 497	$ 1,627	$ 1,627
CHARGES FOR SERVICES	1,368	684		
TOTAL REVENUE	**$ 2,212**	**$ 1,181**	**$ 1,627**	**$ 1,627**
SERVICES & SUPPLIES	$ 16	$ 18	$ 16,000	$ 16,000
TOTAL EXPENDITURES/APPROPRIATIONS	**$ 16**	**$ 18**	**$ 16,000**	**$ 16,000**
NET COST	**$ 2,196**	**$ 1,163**	**$ (14,373)**	**$ (14,373)**

State Controller Schedules County Budget Act January 2010	COUNTY OF KERN Detail of Financing Sources and Financing Uses Governmental Funds Fiscal Year 2010-11	Schedule 9

Budget Unit **1957-CO PLANNED SEWER AREA B TRUST**
Function **GENERAL**
Activity **PLANT ACQUISITION**

Detail by Revenue Category and Expenditure Object	Actual 2008-09	Actual 2009-10	CAO Recommended 2010-11	Adopted by the Board of Supervisors 2010-11
1	2	3	4	5
USE OF MONEY/PROPERTY	$ 43	$ 24	$ 29	$ 29
TOTAL REVENUE	**$ 43**	**$ 24**	**$ 29**	**$ 29**
SERVICES & SUPPLIES	$	$	$ 1,200	$ 1,200
TOTAL EXPENDITURES/APPROPRIATIONS	**$**	**$**	**$ 1,200**	**$ 1,200**
NET COST	**$ 43**	**$ 24**	**$ (1,171)**	**$ (1,171)**

State Controller Schedules County Budget Act January 2010	COUNTY OF KERN Detail of Financing Sources and Financing Uses Governmental Funds Fiscal Year 2010-11	Schedule 9

Budget Unit **1958-CSA #71 SEPTIC ABANDONMENT TRS**
Function **GENERAL**
Activity **PLANT ACQUISITION**

Detail by Revenue Category and Expenditure Object	Actual 2008-09	Actual 2009-10	CAO Recommended 2010-11	Adopted by the Board of Supervisors 2010-11
1	2	3	4	5
USE OF MONEY/PROPERTY	$ 30,323	$ 13,308	$ 11,721	$ 11,721
CHARGES FOR SERVICES	32,205	(3,825)	15,000	15,000
TOTAL REVENUE	**$ 62,528**	**$ 9,483**	**$ 26,721**	**$ 26,721**
SERVICES & SUPPLIES	$ 50	$ 96	$ 650,050	$ 650,050
TOTAL EXPENDITURES/APPROPRIATIONS	**$ 50**	**$ 96**	**$ 650,050**	**$ 650,050**
NET COST	**$ 62,478**	**$ 9,387**	**$ (623,329)**	**$ (623,329)**

State Controller Schedules County Budget Act January 2010	COUNTY OF KERN Detail of Financing Sources and Financing Uses Governmental Funds Fiscal Year 2010-11	Schedule 9

Budget Unit **1959-COURT TEMP CONST.**
Function **GENERAL**
Activity **PLANT ACQUISITION**

Detail by Revenue Category and Expenditure Object	Actual 2008-09	Actual 2009-10	CAO Recommended 2010-11	Adopted by the Board of Supervisors 2010-11
1	2	3	4	5
FINES AND FORFEITURES	$ 70,357	$ 59,087	$	$
TOTAL REVENUE	**$ 67,960**	**$ 59,087**	**$**	**$**

TOTAL EXPENDITURES/APPROPRIATIONS	**$**	**$**	**$**	**$**
NET COST	**$ 67,960**	**$ 59,087**	**$**	**$**

State Controller Schedules County Budget Act January 2010	COUNTY OF KERN Detail of Financing Sources and Financing Uses Governmental Funds Fiscal Year 2010-11	Schedule 9

Budget Unit **1960-GENERAL SERVICES - CAPITAL PROJECTS**
Function **GENERAL**
Activity **PLANT ACQUISITION**

Detail by Revenue Category and Expenditure Object	Actual 2008-09	Actual 2009-10	CAO Recommended 2010-11	Adopted by the Board of Supervisors 2010-11
1	2	3	4	5
INTERGOVERNMENTAL	$ 351,023	$ 1,921,006	$	$
CHARGES FOR SERVICES	193,138	1,108,092		
MISCELLANEOUS	14,522,573	59,488		
OTHER FINANCING SOURCES	413,000	442,826		3,702,300
TOTAL REVENUE	**$ 15,479,734**	**$ 3,531,412**	**$**	**$ 3,702,300**
CAPITAL ASSETS	$ 7,246,425	$ 5,836,594	$	$ 3,702,300
OTHER FINANCING USES		33,068		
EXPENDITURE TRANSFERS & REIMBS	(251,433)			
TOTAL EXPENDITURES/APPROPRIATIONS	**$ 6,994,992**	**$ 5,869,662**	**$**	**$ 3,702,300**
NET COST	**$ 8,484,742**	**$ (2,338,250)**	**$**	**$**

State Controller Schedules County Budget Act January 2010	COUNTY OF KERN Detail of Financing Sources and Financing Uses Governmental Funds Fiscal Year 2010-11	Schedule 9

Budget Unit **1961-ORANGEWD PLD**
Function **GENERAL**
Activity **PLANT ACQUISITION**

Detail by Revenue Category and Expenditure Object	Actual 2008-09	Actual 2009-10	CAO Recommended 2010-11	Adopted by the Board of Supervisors 2010-11
1	2	3	4	5
USE OF MONEY/PROPERTY	$ 22,233	$ 12,464	$ 9,001	$ 9,001
TOTAL REVENUE	**$ 22,233**	**$ 12,464**	**$ 9,001**	**$ 9,001**
SERVICES & SUPPLIES	$	$	$ 615,000	$ 615,000
TOTAL EXPENDITURES/APPROPRIATIONS	**$**	**$**	**$ 615,000**	**$ 615,000**
NET COST	**$ 22,233**	**$ 12,464**	**$ (605,999)**	**$ (605,999)**

State Controller Schedules County Budget Act January 2010	COUNTY OF KERN Detail of Financing Sources and Financing Uses Governmental Funds Fiscal Year 2010-11	Schedule 9

Budget Unit **1962-PL LOC DRAN-SHAL**
Function **GENERAL**
Activity **PLANT ACQUISITION**

Detail by Revenue Category and Expenditure Object	Actual 2008-09	Actual 2009-10	CAO Recommended 2010-11	Adopted by the Board of Supervisors 2010-11
1	2	3	4	5
USE OF MONEY/PROPERTY	$ 328	$ 183	$ 234	$ 234
TOTAL REVENUE	**$ 328**	**$ 183**	**$ 234**	**$ 234**
SERVICES & SUPPLIES	$	$	$ 6,000	$ 6,000
TOTAL EXPENDITURES/APPROPRIATIONS	**$**	**$**	**$ 6,000**	**$ 6,000**
NET COST	**$ 328**	**$ 183**	**$ (5,766)**	**$ (5,766)**

State Controller Schedules County Budget Act January 2010	COUNTY OF KERN Detail of Financing Sources and Financing Uses Governmental Funds Fiscal Year 2010-11	Schedule 9

Budget Unit **1963-PL LOC DRAN-BRUND**
Function **GENERAL**
Activity **PLANT ACQUISITION**

Detail by Revenue Category and Expenditure Object	Actual 2008-09	Actual 2009-10	CAO Recommended 2010-11	Adopted by the Board of Supervisors 2010-11
1	2	3	4	5
USE OF MONEY/PROPERTY	$ 3,918	$ 2,184	$ 1,167	$ 1,167
TOTAL REVENUE	**$ 3,918**	**$ 2,184**	**$ 1,167**	**$ 1,167**
SERVICES & SUPPLIES	$	$	$ 60,000	$ 60,000
TOTAL EXPENDITURES/APPROPRIATIONS	**$**	**$**	**$ 60,000**	**$ 60,000**
NET COST	**$ 3,918**	**$ 2,184**	**$ (58,833)**	**$ (58,833)**

State Controller Schedules County Budget Act January 2010	COUNTY OF KERN Detail of Financing Sources and Financing Uses Governmental Funds Fiscal Year 2010-11	Schedule 9

Budget Unit **1964-PL LOC DRAN-BRECK**
Function **GENERAL**
Activity **PLANT ACQUISITION**

Detail by Revenue Category and Expenditure Object	Actual 2008-09	Actual 2009-10	CAO Recommended 2010-11	Adopted by the Board of Supervisors 2010-11
1	2	3	4	5
USE OF MONEY/PROPERTY	$ 1,071	$ 596	$ 213	$ 213
TOTAL REVENUE	**$ 1,071**	**$ 596**	**$ 213**	**$ 213**
SERVICES & SUPPLIES	$	$	$ 30,000	$ 30,000
TOTAL EXPENDITURES/APPROPRIATIONS	**$**	**$**	**$ 30,000**	**$ 30,000**
NET COST	**$ 1,071**	**$ 596**	**$ (29,787)**	**$ (29,787)**

State Controller Schedules County Budget Act January 2010	COUNTY OF KERN Detail of Financing Sources and Financing Uses Governmental Funds Fiscal Year 2010-11	Schedule 9

Budget Unit **1965-PLD OILDALE**
Function **GENERAL**
Activity **PLANT ACQUISITION**

Detail by Revenue Category and Expenditure Object	Actual 2008-09	Actual 2009-10	CAO Recommended 2010-11	Adopted by the Board of Supervisors 2010-11
1	2	3	4	5
LICENSES AND PERMITS	$ 2,261	$	$	$
USE OF MONEY/PROPERTY	3,087	1,749	1,138	1,138
TOTAL REVENUE	**$ 5,348**	**$ 1,749**	**$ 1,138**	**$ 1,138**
SERVICES & SUPPLIES	$	$	$ 80,000	$ 80,000
TOTAL EXPENDITURES/APPROPRIATIONS	**$**	**$**	**$ 80,000**	**$ 80,000**
NET COST	**$ 5,348**	**$ 1,749**	**$ (78,862)**	**$ (78,862)**

State Controller Schedules County Budget Act January 2010	COUNTY OF KERN Detail of Financing Sources and Financing Uses Governmental Funds Fiscal Year 2010-11	Schedule 9

Budget Unit **1966-FACILITY PROJECTS**
Function **GENERAL** **PLANT**
Activity **ACQUISITION**

Detail by Revenue Category and Expenditure Object	Actual 2008-09	Actual 2009-10	CAO Recommended 2010-11	Adopted by the Board of Supervisors 2010-11
1	2	3	4	5
USE OF MONEY/PROPERTY	$	$ 15,443	$ 7,000	$ 22,442
MISCELLANEOUS		746,733		
TOTAL REVENUE	**$**	**$ 762,176**	**7,000**	**$ 22,442**
CAPITAL ASSETS	$	$ 746,733	$	$
TOTAL EXPENDITURES/APPROPRIATIONS	**$**	**$ 746,733**	**$**	**$**
NET COST	**$**	**$ 15,443**	**$ 7,000**	**$ 22,442**

State Controller Schedules County Budget Act January 2010	COUNTY OF KERN Detail of Financing Sources and Financing Uses Governmental Funds Fiscal Year 2010-11	Schedule 9

Budget Unit **1967-GEN SERV-MAJ MAINT-JUV FAC FND**
Function **GENERAL**
Activity **PLANT ACQUISITION**

Detail by Revenue Category and Expenditure Object	Actual 2008-09	Actual 2009-10	CAO Recommended 2010-11	Adopted by the Board of Supervisors 2010-11
1	2	3	4	5
FINES AND FORFEITURES	$ 492	$ 487	$	$
USE OF MONEY/PROPERTY	205	123		
TOTAL REVENUE	**$ 697**	**$ 610**	**$**	**$**
CAPITAL ASSETS	$	$	$	$
TOTAL EXPENDITURES/APPROPRIATIONS	**$**	**$**	**$**	**$**
NET COST	**$ 697**	**$ 610**	**$**	**$**

State Controller Schedules County Budget Act January 2010	COUNTY OF KERN Detail of Financing Sources and Financing Uses Governmental Funds Fiscal Year 2010-11	Schedule 9

Budget Unit **1968-CRIMINAL JUST FACILITY**
Function **GENERAL**
Activity **PLANT ACQUISITION**

Detail by Revenue Category and Expenditure Object	Actual 2008-09	Actual 2009-10	CAO Recommended 2010-11	Adopted by the Board of Supervisors 2010-11
1	2	3	4	5
FINES AND FORFEITURES	$ 3,298,400	$ 3,436,168	$	$ 2,259,174
TOTAL REVENUE	**$ 3,193,252**	**$ 3,436,168**	**$**	**$ 2,259,174**
OTHER FINANCING USES	$ 3,214,418	$ 2,945,015	$ 3,300,000	$ 3,300,000
TOTAL EXPENDITURES/APPROPRIATIONS	**$ 3,214,418**	**$ 2,945,015**	**$ 3,300,000**	**$ 3,300,000**
NET COST	**$ (21,166)**	**$ 491,153**	**$ (3,300,000)**	**$ (1,040,826)**

State Controller Schedules County Budget Act January 2010	COUNTY OF KERN Detail of Financing Sources and Financing Uses Governmental Funds Fiscal Year 2010-11	Schedule 9

Budget Unit **1969-REXLAND ACRES SEWER AD 2006-1**
Function **GENERAL**
Activity **PLANT ACQUISITION**

Detail by Revenue Category and Expenditure Object	Actual 2008-09	Actual 2009-10	CAO Recommended 2010-11	Adopted by the Board of Supervisors 2010-11
1	2	3	4	5
FINES AND FORFEITURES	$ 1,270	$	$	$
USE OF MONEY/PROPERTY	15,921	70,373	1,500	104,056
INTERGOVERNMENTAL	3,437,887	176,365		
OTHER FINANCING SOURCES	200,000			
TOTAL REVENUE	**$ 3,655,078**	**$ 246,738**	**1,500**	**$ 104,056**
CAPITAL ASSETS	$ 2,264,020	$ 47,274	$	$
TOTAL EXPENDITURES/APPROPRIATIONS	**$ 2,264,020**	**$ 47,274**	**$**	**$**
NET COST	**$ 1,391,058**	**$ 199,464**	**$ 1,500**	**$ 104,056**

State Controller Schedules County Budget Act January 2010	COUNTY OF KERN Detail of Financing Sources and Financing Uses Governmental Funds Fiscal Year 2010-11	Schedule 9

Budget Unit **8235-TOBACCO SECUR PROCEEDS-CP FUND**
Function **GENERAL**
Activity **PLANT ACQUISITION**

Detail by Revenue Category and Expenditure Object	Actual 2008-09	Actual 2009-10	CAO Recommended 2010-11	Adopted by the Board of Supervisors 2010-11
1	2	3	4	5
USE OF MONEY/PROPERTY	$ 3,013,569	$ 43,169	$ 48,000	$ 1,310,221
TOTAL REVENUE	**$ 3,013,569**	**$ 43,169**	**48,000**	**$ 1,310,221**
CAPITAL ASSETS	$ 4,602,768	$ 57,392	$	$
TOTAL EXPENDITURES/APPROPRIATIONS	**$ 4,602,768**	**$ 57,392**	**$**	**$**
NET COST	**$ (1,589,199)**	**$ (14,223)**	**$ 48,000**	**$ 1,310,221**

APPROPRIATION FOR CONTINGENCIES

State Controller Schedules County Budget Act January 2010	COUNTY OF KERN Detail of Financing Sources and Financing Uses Governmental Funds Fiscal Year 2010-11	Schedule 9

Budget Unit **1970-APPROPRIATION FR CONTINGENCIES**
Function **GENERAL**
Activity **APPROPRIATION FR CONTINGENCIES**

Detail by Revenue Category and Expenditure Object	Actual 2008-09	Actual 2009-10	CAO Recommended 2010-11	Adopted by the Board of Supervisors 2010-11
1	2	3	4	5
TOTAL REVENUE	**$**	**$**	**$**	**$**
APPROPRIATION FR CONTINGENCIES	$	$	$ 4,729,330	$ 4,815,196
TOTAL EXPENDITURES/APPROPRIATIONS	**$**	**$**	**$ 4,729,330**	**$ 4,815,196**
NET COST	**$**	**$**	**$ (4,729,330)**	**$ (4,815,196)**

THIS PAGE INTENTIONALLY LEFT BLANK

Function:

PUBLIC PROTECTION

State Controller Schedules County Budget Act January 2010	COUNTY OF KERN Detail of Financing Sources and Financing Uses Governmental Funds Fiscal Year 2010-11	Schedule 9

Budget Unit **2110-CONTRI-TRIAL COURT FUNDING**
Function **PUBLIC PROTECTION**
Activity **JUDICIAL**

Detail by Revenue Category and Expenditure Object	Actual 2008-09	Actual 2009-10	CAO Recommended 2010-11	Adopted by the Board of Supervisors 2010-11
1	2	3	4	5
FINES AND FORFEITURES	$ 5,950,258	$ 6,155,418	$ 6,096,000	$ 6,096,000
CHARGES FOR SERVICES	4,368,953	5,158,156	4,805,000	4,805,000
MISCELLANEOUS		230,724	875,075	875,075
TOTAL REVENUE	**$ 10,319,211**	**$ 11,544,298**	**$ 11,776,075**	**$ 11,776,075**
SERVICES & SUPPLIES	$ 15,046,277	$ 15,573,624	$ 16,489,301	$ 16,489,301
TOTAL EXPENDITURES/APPROPRIATIONS	**$ 15,046,277**	**$ 15,573,624**	**$ 16,489,301**	**$ 16,489,301**
NET COST	**$ (4,727,066)**	**$ (4,029,326)**	**$ (4,713,226)**	**$ (4,713,226)**

State Controller Schedules County Budget Act January 2010	COUNTY OF KERN Detail of Financing Sources and Financing Uses Governmental Funds Fiscal Year 2010-11	Schedule 9

Budget Unit **2111-DNA INDENTIFICATION FUND**
Function **PUBLIC PROTECTION**
Activity **JUDICIAL**

Detail by Revenue Category and Expenditure Object	Actual 2008-09	Actual 2009-10	CAO Recommended 2010-11	Adopted by the Board of Supervisors 2010-11
1	2	3	4	5
FINES AND FORFEITURES	$ 501,726	$ 546,501	$ 588,000	$ 588,000
TOTAL REVENUE	**$ 501,726**	**$ 546,501**	**$ 588,000**	**$ 588,000**
OTHER FINANCING USES	$ 489,400	$ 439,000	$ 461,120	$ 461,120
TOTAL EXPENDITURES/APPROPRIATIONS	**$ 489,400**	**$ 439,000**	**$ 461,120**	**$ 461,120**
NET COST	**$ 12,326**	**$ 107,501**	**$ 126,880**	**$ 126,880**

State Controller Schedules County Budget Act January 2010	COUNTY OF KERN Detail of Financing Sources and Financing Uses Governmental Funds Fiscal Year 2010-11	Schedule 9

Budget Unit **2112-LOCAL PUBLIC SAFETY FUND**
Function **PUBLIC PROTECTION**
Activity **JUDICIAL**

Detail by Revenue Category and Expenditure Object	Actual 2008-09	Actual 2009-10	CAO Recommended 2010-11	Adopted by the Board of Supervisors 2010-11
1	2	3	4	5
INTERGOVERNMENTAL	$ 49,653,461	$ 52,268,215	$ 53,483,602	$ 53,483,602
TOTAL REVENUE	**$ 49,653,461**	**$ 52,268,215**	**$ 53,483,602**	**$ 53,483,602**
OTHER FINANCING USES	$ 54,479,966	$ 52,268,217	$ 53,483,602	$ 53,483,602
TOTAL EXPENDITURES/APPROPRIATIONS	**$ 54,479,966**	**$ 52,268,217**	**$ 53,483,602**	**$ 53,483,602**
NET COST	**$ (4,826,505)**	**$ (2)**	**$**	

State Controller Schedules County Budget Act January 2010	COUNTY OF KERN Detail of Financing Sources and Financing Uses Governmental Funds Fiscal Year 2010-11	Schedule 9

Budget Unit **2113-AUTOMATED CO WARRANT SYSTEM**
Function **PUBLIC PROTECTION**
Activity **JUDICIAL**

Detail by Revenue Category and Expenditure Object	Actual 2008-09	Actual 2009-10	CAO Recommended 2010-11	Adopted by the Board of Supervisors 2010-11
1	2	3	4	5
FINES AND FORFEITURES	$ 68,386	$ 78,789	$ 80,000	$ 80,000
TOTAL REVENUE	**$ 68,386**	**$ 78,789**	**80,000**	**$ 80,000**
OTHER FINANCING USES	$ 42,627	$ 67,000	$ 67,000	$ 67,000
TOTAL EXPENDITURES/APPROPRIATIONS	**$ 42,627**	**$ 67,000**	**$ 67,000**	**$ 67,000**
NET COST	**$ 25,759**	**$ 11,789**	**$ 13,000**	**$ 13,000**

State Controller Schedules County Budget Act January 2010	COUNTY OF KERN Detail of Financing Sources and Financing Uses Governmental Funds Fiscal Year 2010-11	Schedule 9

Budget Unit **2114-DOMESTIC VIOLENCE FUND**
Function **PUBLIC PROTECTION**
Activity **JUDICIAL**

Detail by Revenue Category and Expenditure Object	Actual 2008-09	Actual 2009-10	CAO Recommended 2010-11	Adopted by the Board of Supervisors 2010-11
1	2	3	4	5
LICENSES AND PERMITS	$ 94,392	$ 93,288	$ 75,000	$ 75,000
FINES AND FORFEITURES	71,669	51,301	40,000	40,000
TOTAL REVENUE	**$ 166,061**	**$ 144,589**	**$ 115,000**	**$ 115,000**
OTHER FINANCING USES	$ 180,000	$ 200,000	$ 200,000	$ 200,000
TOTAL EXPENDITURES/APPROPRIATIONS	**$ 180,000**	**$ 200,000**	**$ 200,000**	**$ 200,000**
NET COST	**$ (13,939)**	**$ (55,411)**	**$ (85,000)**	**$ (85,000)**

State Controller Schedules County Budget Act January 2010	COUNTY OF KERN Detail of Financing Sources and Financing Uses Governmental Funds Fiscal Year 2010-11	Schedule 9

Budget Unit **2115-REAL ESTATE FRAUD**
Function **PUBLIC PROTECTION**
Activity **JUDICIAL**

Detail by Revenue Category and Expenditure Object	Actual 2008-09	Actual 2009-10	CAO Recommended 2010-11	Adopted by the Board of Supervisors 2010-11
1	2	3	4	5
USE OF MONEY/PROPERTY	$ 3,480	$ 5,030	$ 5,000	$ 5,000
CHARGES FOR SERVICES	164,834	192,642	175,000	175,000
OTHER FINANCING SOURCES	38	54		
TOTAL REVENUE	**$ 168,352**	**$ 197,726**	**$ 180,000**	**$ 180,000**
OTHER FINANCING USES	$	$ 105,167	$ 100,000	$ 100,000
TOTAL EXPENDITURES/APPROPRIATIONS	**$**	**$ 105,167**	**$ 100,000**	**$ 100,000**
NET COST	**$ 168,352**	**$ 92,559**	**$ 80,000**	**$ 80,000**

State Controller Schedules County Budget Act January 2010	COUNTY OF KERN Detail of Financing Sources and Financing Uses Governmental Funds Fiscal Year 2010-11	Schedule 9

Budget Unit **2116-COUNTY CLERK**
Function **PUBLIC PROTECTION**
Activity **JUDICIAL**

Detail by Revenue Category and Expenditure Object	Actual 2008-09	Actual 2009-10	CAO Recommended 2010-11	Adopted by the Board of Supervisors 2010-11
1	2	3	4	5
LICENSES AND PERMITS	$ 152,014	$ 151,248	$ 145,000	$ 145,000
CHARGES FOR SERVICES	298,249	319,111	310,927	310,927
MISCELLANEOUS	60	55		
OTHER FINANCING SOURCES	4,922	3,293	4,000	4,000
TOTAL REVENUE	**$ 455,245**	**$ 473,707**	**$ 459,927**	**$ 459,927**
SALARIES & EMPLOYEE BENEFITS	$ 359,404	$ 315,065	$ 315,244	$ 316,360
SERVICES & SUPPLIES	171,970	198,694	165,535	165,535
OTHER FINANCING USES				50,875
TOTAL EXPENDITURES/APPROPRIATIONS	**$ 531,374**	**$ 513,759**	**$ 480,779**	**$ 532,770**
NET COST	**$ (76,129)**	**$ (40,052)**	**$ (20,852)**	**$ (72,843)**

State Controller Schedules County Budget Act January 2010	COUNTY OF KERN Detail of Financing Sources and Financing Uses Governmental Funds Fiscal Year 2010-11	Schedule 9

Budget Unit **2117-CO-WIDE CRIME PREV. P.C.1202.5**
Function **PUBLIC PROTECTION**
Activity **JUDICIAL**

Detail by Revenue Category and Expenditure Object	Actual 2008-09	Actual 2009-10	CAO Recommended 2010-11	Adopted by the Board of Supervisors 2010-11
1	2	3	4	5
FINES AND FORFEITURES	$ 456	$ 599	$	$
TOTAL REVENUE	**$ 456**	**$ 599**	**$**	**$**

TOTAL EXPENDITURES/APPROPRIATIONS	**$**	**$**	**$**	**$**
NET COST	**$ 456**	**$ 599**	**$**	**$**

State Controller Schedules County Budget Act January 2010	COUNTY OF KERN Detail of Financing Sources and Financing Uses Governmental Funds Fiscal Year 2010-11	Schedule 9

Budget Unit **2118-ARRA JUSTICE ASSISTANCE**
Function **PUBLIC PROTECTION**
Activity **JUDICIAL**

Detail by Revenue Category and Expenditure Object	Actual 2008-09	Actual 2009-10	CAO Recommended 2010-11	Adopted by the Board of Supervisors 2010-11
1	2	3	4	5
INTERGOVERNMENTAL	$	$ 875,464	$	$
TOTAL REVENUE	**$**	**$ 875,464**	**$**	**$**
OTHER FINANCING USES		598,606		
TOTAL EXPENDITURES/APPROPRIATIONS	**$**	**$ 598,606**	**$**	**$**
NET COST	**$**	**$ 276,858**	**$**	**$**

State Controller Schedules County Budget Act January 2010	COUNTY OF KERN Detail of Financing Sources and Financing Uses Governmental Funds Fiscal Year 2010-11	Schedule 9

Budget Unit **2160-GRAND JURY**
Function **PUBLIC PROTECTION**
Activity **JUDICIAL**

Detail by Revenue Category and Expenditure Object	Actual 2008-09	Actual 2009-10	CAO Recommended 2010-11	Adopted by the Board of Supervisors 2010-11
1	2	3	4	5
MISCELLANEOUS	$	$ 1,280	$	$
TOTAL REVENUE	**$**	**$ 1,280**	**$**	**$**
SALARIES & EMPLOYEE BENEFITS	$ 73,251	$ 79,271	$ 14,413	$ 14,413
SERVICES & SUPPLIES	189,634	158,884	156,777	156,777
OTHER FINANCING USES				13,198
TOTAL EXPENDITURES/APPROPRIATIONS	**$ 262,885**	**$ 238,155**	**$ 171,190**	**$ 184,388**
NET COST	**$ (262,885)**	**$ (236,875)**	**$ (171,190)**	**$ (184,388)**

State Controller Schedules County Budget Act January 2010	COUNTY OF KERN Detail of Financing Sources and Financing Uses Governmental Funds Fiscal Year 2010-11	Schedule 9

Budget Unit **2170-INDIGENT DEFENSE SERVICES**
Function **PUBLIC PROTECTION**
Activity **JUDICIAL**

Detail by Revenue Category and Expenditure Object	Actual 2008-09	Actual 2009-10	CAO Recommended 2010-11	Adopted by the Board of Supervisors 2010-11
1	2	3	4	5
INTERGOVERNMENTAL	$ 1,579,136	$ 1,291,751	$ 1,200,000	$ 1,200,000
CHARGES FOR SERVICES	111,474	80,228	100,000	100,000
TOTAL REVENUE	**$ 1,690,610**	**$ 1,371,979**	**$ 1,300,000**	**$ 1,300,000**
SERVICES & SUPPLIES	$ 5,839,351	$ 5,361,568	$ 5,218,315	$ 5,218,315
TOTAL EXPENDITURES/APPROPRIATIONS	**$ 5,839,351**	**$ 5,361,568**	**$ 5,218,315**	**$ 5,218,315**
NET COST	**$ (4,148,741)**	**$ (3,989,589)**	**$ (3,918,315)**	**$ (3,918,315)**

State Controller Schedules County Budget Act January 2010	COUNTY OF KERN Detail of Financing Sources and Financing Uses Governmental Funds Fiscal Year 2010-11	Schedule 9

Budget Unit **2180-DISTRICT ATTORNEY**
Function **PUBLIC PROTECTION**
Activity **JUDICIAL**

Detail by Revenue Category and Expenditure Object	Actual 2008-09	Actual 2009-10	CAO Recommended 2010-11	Adopted by the Board of Supervisors 2010-11
1	2	3	4	5
FINES AND FORFEITURES	$ 36,480	$ 208,058	$ 35,000	$ 35,000
INTERGOVERNMENTAL	3,486,525	3,802,608	3,111,296	3,111,296
CHARGES FOR SERVICES	3,323,483	3,072,505	3,334,938	3,334,938
MISCELLANEOUS	565,761	590,315	427,386	427,386
OTHER FINANCING SOURCES	4,016,006	4,675,318	5,188,258	4,811,782
TOTAL REVENUE	**$ 11,428,255**	**$ 12,348,804**	**$ 12,096,878**	**$ 11,720,402**
SALARIES & EMPLOYEE BENEFITS	$ 25,476,146	$ 25,105,505	$ 25,963,858	$ 26,456,450
SERVICES & SUPPLIES	2,444,470	2,262,271	2,418,039	2,418,039
OTHER CHARGES	129,539	125,908	59,000	59,000
CAPITAL ASSETS	116,561	103,412		
OTHER FINANCING USES				109,479
EXPENDITURE TRANSFERS & REIMBS	(143,510)	(78,059)	(117,000)	(117,000)
TOTAL EXPENDITURES/APPROPRIATIONS	**$ 28,023,206**	**$ 27,519,037**	**$ 28,323,897**	**$ 28,925,968**
NET COST	**$ (16,594,951)**	**$ (15,170,233)**	**$ (16,227,019)**	**$ (17,205,566)**

State Controller Schedules County Budget Act January 2010	COUNTY OF KERN Detail of Financing Sources and Financing Uses Governmental Funds Fiscal Year 2010-11	Schedule 9

Budget Unit **2181-D.A.-LOCAL FORFEITURE TRUST**
Function **PUBLIC PROTECTION**
Activity **JUDICIAL**

Detail by Revenue Category and Expenditure Object	Actual 2008-09	Actual 2009-10	CAO Recommended 2010-11	Adopted by the Board of Supervisors 2010-11
1	2	3	4	5
FINES AND FORFEITURES	$ 69,808	$ 99,496	$ 100,000	$ 100,000
USE OF MONEY/PROPERTY	33,564	20,193		
TOTAL REVENUE	**$ 103,372**	**$ 119,689**	**$ 100,000**	**$ 100,000**
OTHER FINANCING USES	$	$ 640,000	$ 1,200,000	$ 823,524
TOTAL EXPENDITURES/APPROPRIATIONS	**$**	**$ 640,000**	**$ 1,200,000**	**$ 823,524**
NET COST	**$ 103,372**	**$ (520,311)**	**$ (1,100,000)**	**$ (723,524)**

State Controller Schedules County Budget Act January 2010	COUNTY OF KERN Detail of Financing Sources and Financing Uses Governmental Funds Fiscal Year 2010-11	Schedule 9

Budget Unit **2182-D. A. EQUIPMENT/AUTOMATION**
Function **PUBLIC PROTECTION**
Activity **JUDICIAL**

Detail by Revenue Category and Expenditure Object	Actual 2008-09	Actual 2009-10	CAO Recommended 2010-11	Adopted by the Board of Supervisors 2010-11
1	2	3	4	5
USE OF MONEY/PROPERTY	$ 17,514	$ 7,836	$ 7,500	$ 7,500
TOTAL REVENUE	**$ 17,514**	**$ 7,836**	**$ 7,500**	**$ 7,500**
TOTAL EXPENDITURES/APPROPRIATIONS	**$**	**$**	**$**	**$**
NET COST	**$ 17,514**	**$ 7,836**	**$ 7,500**	**$ 7,500**

State Controller Schedules County Budget Act January 2010	COUNTY OF KERN Detail of Financing Sources and Financing Uses Governmental Funds Fiscal Year 2010-11	Schedule 9

Budget Unit **2183-KERN CO DEPT OF CHILD SUPPORT**
Function **PUBLIC PROTECTION**
Activity **JUDICIAL**

Detail by Revenue Category and Expenditure Object	Actual 2008-09	Actual 2009-10	CAO Recommended 2010-11	Adopted by the Board of Supervisors 2010-11
1	2	3	4	5
USE OF MONEY/PROPERTY	$ 49,569	$ 35,048	$ 37,464	$ 37,464
INTERGOVERNMENTAL	20,688,396	21,569,080	22,401,721	22,401,721
MISCELLANEOUS	1,599	142	50	50
TOTAL REVENUE	**$ 20,739,564**	**$ 21,604,270**	**$ 22,439,235**	**$ 22,439,235**
SALARIES & EMPLOYEE BENEFITS	$ 16,281,352	$ 17,114,082	$ 18,180,164	$ 18,180,164
SERVICES & SUPPLIES	4,036,489	3,883,262	4,093,628	4,093,628
OTHER CHARGES	438,853	609,036	165,443	165,443
TOTAL EXPENDITURES/APPROPRIATIONS	**$ 20,756,694**	**$ 21,606,380**	**$ 22,439,235**	**$ 22,439,235**
NET COST	**$ (17,130)**	**$ (2,110)**	**$**	**$**

State Controller Schedules County Budget Act January 2010	COUNTY OF KERN Detail of Financing Sources and Financing Uses Governmental Funds Fiscal Year 2010-11	Schedule 9

Budget Unit **2184-DA FAMILY - EXCESS REVENUE**
Function **PUBLIC PROTECTION**
Activity **JUDICIAL**

Detail by Revenue Category and Expenditure Object	Actual 2008-09	Actual 2009-10	CAO Recommended 2010-11	Adopted by the Board of Supervisors 2010-11
1	2	3	4	5
USE OF MONEY/PROPERTY	$ 11,613	$ 6,473	$	$ 6,380
TOTAL REVENUE	**$ 11,613**	**$ 6,473**	**$**	**$ 6,380**

TOTAL EXPENDITURES/APPROPRIATIONS	**$**	**$**	**$**	**$**
NET COST	**$ 11,613**	**$ 6,473**	**$**	**$ 6,380**

State Controller Schedules County Budget Act January 2010	COUNTY OF KERN Detail of Financing Sources and Financing Uses Governmental Funds Fiscal Year 2010-11	Schedule 9

Budget Unit **2185-CRIMINALISTICS LABORATORIES FD**
Function **PUBLIC PROTECTION**
Activity **JUDICIAL**

Detail by Revenue Category and Expenditure Object	Actual 2008-09	Actual 2009-10	CAO Recommended 2010-11	Adopted by the Board of Supervisors 2010-11
1	2	3	4	5
FINES AND FORFEITURES	$ 190,016	$ 143,655	$ 130,000	$ 130,000
NON-REVENUE RECEIPTS	270			
TOTAL REVENUE	**$ 190,016**	**$ 143,655**	**$ 130,000**	**$ 130,000**
OTHER FINANCING USES	$ 180,000	$ 83,237	$ 130,000	$ 130,000
TOTAL EXPENDITURES/APPROPRIATIONS	**$ 180,000**	**$ 83,237**	**$ 130,000**	**$ 130,000**
NET COST	**$ 10,016**	**$ 60,418**	**$**	

State Controller Schedules County Budget Act January 2010	COUNTY OF KERN Detail of Financing Sources and Financing Uses Governmental Funds Fiscal Year 2010-11	Schedule 9

Budget Unit **2186-D.A.-FEDERAL FORFEITURE TRUST**
Function **PUBLIC PROTECTION**
Activity **JUDICIAL**

Detail by Revenue Category and Expenditure Object	Actual 2008-09	Actual 2009-10	CAO Recommended 2010-11	Adopted by the Board of Supervisors 2010-11
1	2	3	4	5
FINES AND FORFEITURES	$ 8,134	$ 24,507	$	$
USE OF MONEY/PROPERTY	2,455	1,047	1,500	1,500
TOTAL REVENUE	**$ 10,589**	**$ 25,554**	**$ 1,500**	**$ 1,500**

TOTAL EXPENDITURES/APPROPRIATIONS	**$**	**$**	**$**	**$**
NET COST	**$ 10,589**	**$ 25,554**	**$ 1,500**	**$ 1,500**

State Controller Schedules County Budget Act January 2010	COUNTY OF KERN Detail of Financing Sources and Financing Uses Governmental Funds Fiscal Year 2010-11	Schedule 9

Budget Unit **2187-DA-COURT ORDERED PENALTIES**
Function **PUBLIC PROTECTION**
Activity **JUDICIAL**

Detail by Revenue Category and Expenditure Object	Actual 2008-09	Actual 2009-10	CAO Recommended 2010-11	Adopted by the Board of Supervisors 2010-11
1	2	3	4	5
FINES AND FORFEITURES	$ 988,113	$ 82,135	$ 63,881	$ 63,881
TOTAL REVENUE	**$ 988,113**	**$ 82,135**	**$ 63,881**	**$ 63,881**
OTHER FINANCING USES	$ 55,313	$	$	$
TOTAL EXPENDITURES/APPROPRIATIONS	**$ 55,313**	**$**	**$**	**$**
NET COST	**$ 932,800**	**$ 82,135**	**$ 63,881**	**$ 63,881**

State Controller Schedules County Budget Act January 2010	COUNTY OF KERN Detail of Financing Sources and Financing Uses Governmental Funds Fiscal Year 2010-11	Schedule 9

Budget Unit **2190-PUBLIC DEFENDER**
Function **PUBLIC PROTECTION**
Activity **JUDICIAL**

Detail by Revenue Category and Expenditure Object	Actual 2008-09	Actual 2009-10	CAO Recommended 2010-11	Adopted by the Board of Supervisors 2010-11
1	2	3	4	5
INTERGOVERNMENTAL	$ 810,670	$ 1,214,138	$ 1,207,307	$ 1,207,307
CHARGES FOR SERVICES	635,718	661,210	545,000	545,000
MISCELLANEOUS	181	22		
OTHER FINANCING SOURCES	3,328,725	3,412,288	3,267,848	3,267,848
TOTAL REVENUE	**$ 4,775,294**	**$ 5,287,658**	**$ 5,020,155**	**$ 5,020,155**
SALARIES & EMPLOYEE BENEFITS	$ 13,696,730	$ 13,443,208	$ 12,796,185	$ 13,265,765
SERVICES & SUPPLIES	838,188	694,218	991,862	991,862
CAPITAL ASSETS	26,891			
OTHER FINANCING USES				140,878
TOTAL EXPENDITURES/APPROPRIATIONS	**$ 14,561,809**	**$ 14,137,426**	**$ 13,788,047**	**$ 14,398,505**
NET COST	**$ (9,786,515)**	**$ (8,849,768)**	**$ (8,767,892)**	**$ (9,378,350)**

State Controller Schedules County Budget Act January 2010	COUNTY OF KERN Detail of Financing Sources and Financing Uses Governmental Funds Fiscal Year 2010-11	Schedule 9

Budget Unit **2200-FORENSIC SCIENCES-DIV OF D.A.**
Function **PUBLIC PROTECTION**
Activity **POLICE PROTECTION**

Detail by Revenue Category and Expenditure Object	Actual 2008-09	Actual 2009-10	CAO Recommended 2010-11	Adopted by the Board of Supervisors 2010-11
1	2	3	4	5
FINES AND FORFEITURES	$ 147,632	$ 130,577	$ 100,000	$ 100,000
INTERGOVERNMENTAL	448,104	689,252	465,338	465,338
CHARGES FOR SERVICES	890,424	753,249	680,000	680,000
MISCELLANEOUS	11,534	16,956	4,800	4,800
OTHER FINANCING SOURCES	473,898	377,815	447,406	447,406
TOTAL REVENUE	**$ 1,971,592**	**$ 1,967,849**	**$ 1,697,544**	**$ 1,697,544**
SALARIES & EMPLOYEE BENEFITS	$ 4,002,944	$ 4,201,238	$ 4,204,662	$ 4,448,943
SERVICES & SUPPLIES	1,714,121	1,625,851	1,950,938	1,950,938
OTHER CHARGES	244,264	235,207	195,100	195,100
CAPITAL ASSETS	114,610	62,628	8,000	8,000
OTHER FINANCING USES				689,362
EXPENDITURE TRANSFERS & REIMBS	(136,700)	(108,503)	(100,000)	(100,000)
TOTAL EXPENDITURES/APPROPRIATIONS	**$ 5,939,239**	**$ 6,016,421**	**$ 6,258,700**	**$ 7,192,343**
NET COST	**$ (3,967,647)**	**$ (4,048,572)**	**$ (4,561,156)**	**$ (5,494,799)**

State Controller Schedules County Budget Act January 2010	COUNTY OF KERN Detail of Financing Sources and Financing Uses Governmental Funds Fiscal Year 2010-11	Schedule 9

Budget Unit **2210-SHERIFF**
Function **PUBLIC PROTECTION**
Activity **POLICE PROTECTION**

Detail by Revenue Category and Expenditure Object	Actual 2008-09	Actual 2009-10	CAO Recommended 2010-11	Adopted by the Board of Supervisors 2010-11
1	2	3	4	5
LICENSES AND PERMITS	$ 335,583	$ 323,208	$ 513,057	$ 513,057
FINES AND FORFEITURES	48,984	40,650	63,004	63,004
INTERGOVERNMENTAL	2,169,499	2,688,757	3,276,349	3,276,349
CHARGES FOR SERVICES	22,822,809	21,497,019	22,237,420	22,237,420
MISCELLANEOUS	1,038,387	1,259,589	2,288,442	2,288,442
OTHER FINANCING SOURCES	37,191,751	36,854,900	38,114,952	38,114,952
TOTAL REVENUE	**$ 63,607,013**	**$ 62,664,123**	**$ 66,493,224**	**$ 66,493,224**
SALARIES & EMPLOYEE BENEFITS	$ 141,922,773	$ 138,695,202	$ 138,491,932	$ 144,376,886
SERVICES & SUPPLIES	26,821,306	25,349,025	29,875,119	29,875,119
OTHER CHARGES	7,068,617	5,823,926	8,027,966	8,027,966
CAPITAL ASSETS	831,962	2,003,153	80,600	80,600
OTHER FINANCING USES	181,170			435,674
EXPENDITURE TRANSFERS & REIMBS	(30,223)	(2,039)	(100,000)	(100,000)
TOTAL EXPENDITURES/APPROPRIATIONS	**$ 176,795,605**	**$ 171,869,267**	**$ 176,375,617**	**$ 182,696,245**
NET COST	**$ (113,188,592)**	**$ (109,205,144)**	**$ (109,882,393)**	**$ (116,203,021)**

State Controller Schedules County Budget Act January 2010	COUNTY OF KERN Detail of Financing Sources and Financing Uses Governmental Funds Fiscal Year 2010-11	Schedule 9

Budget Unit **2211-SHER FAC TRNG FUND**
Function **PUBLIC PROTECTION**
Activity **POLICE PROTECTION**

Detail by Revenue Category and Expenditure Object	Actual 2008-09	Actual 2009-10	CAO Recommended 2010-11	Adopted by the Board of Supervisors 2010-11
1	2	3	4	5
CHARGES FOR SERVICES	$ 239,313	$ 168,306	$ 215,000	$ 215,000
TOTAL REVENUE	**$ 239,313**	**$ 168,306**	**$ 215,000**	**$ 215,000**
OTHER FINANCING USES	$ 215,000	$ 215,000	$ 215,000	$ 215,000
TOTAL EXPENDITURES/APPROPRIATIONS	**$ 215,000**	**$ 215,000**	**$ 215,000**	**$ 215,000**
NET COST	**$ 24,313**	**$ (46,694)**	**$**	

State Controller Schedules County Budget Act January 2010	COUNTY OF KERN Detail of Financing Sources and Financing Uses Governmental Funds Fiscal Year 2010-11	Schedule 9

Budget Unit **2212-AUTOMATED FINGERPRINT FUND**
Function **PUBLIC PROTECTION**
Activity **POLICE PROTECTION**

Detail by Revenue Category and Expenditure Object	Actual 2008-09	Actual 2009-10	CAO Recommended 2010-11	Adopted by the Board of Supervisors 2010-11
1	2	3	4	5
FINES AND FORFEITURES	$ 319,512	$ 333,302	$ 334,000	$ 334,000
USE OF MONEY/PROPERTY	54,664	25,331	25,000	25,000
TOTAL REVENUE	**$ 374,176**	**$ 358,633**	**$ 359,000**	**$ 359,000**
OTHER FINANCING USES	$ 200,000	$ 200,000	$ 726,000	$ 726,000
TOTAL EXPENDITURES/APPROPRIATIONS	**$ 200,000**	**$ 200,000**	**$ 726,000**	**$ 726,000**
NET COST	**$ 174,176**	**$ 158,633**	**$ (367,000)**	**$ (367,000)**

State Controller Schedules County Budget Act January 2010	COUNTY OF KERN Detail of Financing Sources and Financing Uses Governmental Funds Fiscal Year 2010-11	Schedule 9

Budget Unit **2214-SHERIFF'S CAL-ID TRUST FUND**
Function **PUBLIC PROTECTION**
Activity **POLICE PROTECTION**

Detail by Revenue Category and Expenditure Object	Actual 2008-09	Actual 2009-10	CAO Recommended 2010-11	Adopted by the Board of Supervisors 2010-11
1	2	3	4	5
FINES AND FORFEITURES	$ 660,517	$ 653,998	$ 665,000	$ 665,000
USE OF MONEY/PROPERTY	79,233	38,717	75,000	75,000
OTHER FINANCING SOURCES	178,275			
TOTAL REVENUE	**$ 918,025**	**$ 692,715**	**$ 740,000**	**$ 740,000**
OTHER FINANCING USES	$ 359,585	$ 1,553,968	$ 585,000	$ 585,000
TOTAL EXPENDITURES/APPROPRIATIONS	**$ 359,585**	**$ 1,553,968**	**$ 585,000**	**$ 585,000**
NET COST	**$ 558,440**	**$ (861,253)**	**$ 155,000**	**$ 155,000**

State Controller Schedules County Budget Act January 2010	COUNTY OF KERN Detail of Financing Sources and Financing Uses Governmental Funds Fiscal Year 2010-11	Schedule 9

Budget Unit **2215-SHERIFF'S CIVIL SUBPOENAS**
Function **PUBLIC PROTECTION**
Activity **POLICE PROTECTION**

Detail by Revenue Category and Expenditure Object	Actual 2008-09	Actual 2009-10	CAO Recommended 2010-11	Adopted by the Board of Supervisors 2010-11
1	2	3	4	5
MISCELLANEOUS	$ 8,132	$ (64,330)	$ 3,000	$ 3,000
TOTAL REVENUE	**$ 8,132**	**$ (64,330)**	**$ 3,000**	**$ 3,000**

TOTAL EXPENDITURES/APPROPRIATIONS	**$**	**$**	**$**	**$**
NET COST	**$ 8,132**	**$ (64,330)**	**$ 3,000**	**$ 3,000**

State Controller Schedules County Budget Act January 2010	COUNTY OF KERN Detail of Financing Sources and Financing Uses Governmental Funds Fiscal Year 2010-11	Schedule 9

Budget Unit **2216-SHERIFF'S DRUG ABUSE GANG DIVR**
Function **PUBLIC PROTECTION**
Activity **POLICE PROTECTION**

Detail by Revenue Category and Expenditure Object	Actual 2008-09	Actual 2009-10	CAO Recommended 2010-11	Adopted by the Board of Supervisors 2010-11
1	2	3	4	5
USE OF MONEY/PROPERTY	$ 7,066	$ 4,678	$ 5,000	$ 5,000
OTHER FINANCING SOURCES	115,380	7,998	30,000	30,000
NON-REVENUE RECEIPTS	232			
TOTAL REVENUE	**$ 229,993**	**$ 12,676**	**$ 35,000**	**$ 35,000**

TOTAL EXPENDITURES/APPROPRIATIONS	**$**	**$**	**$**	**$**
NET COST	**$ 229,993**	**$ 12,676**	**$ 35,000**	**$ 35,000**

State Controller Schedules County Budget Act January 2010	COUNTY OF KERN Detail of Financing Sources and Financing Uses Governmental Funds Fiscal Year 2010-11	Schedule 9

Budget Unit **2217-SHERIFF'S TRAINING TRUST FUND**
Function **PUBLIC PROTECTION**
Activity **POLICE PROTECTION**

Detail by Revenue Category and Expenditure Object	Actual 2008-09	Actual 2009-10	CAO Recommended 2010-11	Adopted by the Board of Supervisors 2010-11
1	2	3	4	5
USE OF MONEY/PROPERTY	$ 4,020	$ 2,849	$ 4,500	$ 4,500
MISCELLANEOUS	161,156	182,433	160,000	165,000
TOTAL REVENUE	**$ 165,176**	**$ 185,282**	**$ 164,500**	**$ 169,500**
OTHER FINANCING USES	$ 236,604	$ 206,500	$ 190,000	$ 190,000
TOTAL EXPENDITURES/APPROPRIATIONS	**$ 236,604**	**$ 206,500**	**$ 190,000**	**$ 190,000**
NET COST	**$ (71,428)**	**$ (21,218)**	**$ (25,500)**	**$ (20,500)**

State Controller Schedules County Budget Act January 2010	COUNTY OF KERN Detail of Financing Sources and Financing Uses Governmental Funds Fiscal Year 2010-11	Schedule 9

Budget Unit **2218-SHERIFF-WORK RELEASE TRUST**
Function **PUBLIC PROTECTION**
Activity **POLICE PROTECTION**

Detail by Revenue Category and Expenditure Object	Actual 2008-09	Actual 2009-10	CAO Recommended 2010-11	Adopted by the Board of Supervisors 2010-11
1	2	3	4	5
USE OF MONEY/PROPERTY	$ 3,464	$ 4,966	$ 5,500	$ 5,500
MISCELLANEOUS	416,729	515,624	425,000	425,000
TOTAL REVENUE	**$ 420,193**	**$ 520,590**	**$ 430,500**	**$ 430,500**
OTHER FINANCING USES	$ 363,150	$ 350,000	$ 400,000	$ 400,000
TOTAL EXPENDITURES/APPROPRIATIONS	**$ 363,150**	**$ 350,000**	**$ 400,000**	**$ 400,000**
NET COST	**$ 57,043**	**$ 170,590**	**$ 30,500**	**$ 30,500**

State Controller Schedules County Budget Act January 2010	COUNTY OF KERN Detail of Financing Sources and Financing Uses Governmental Funds Fiscal Year 2010-11	Schedule 9

Budget Unit **2219-SHERIFF-STATE FORFEITURE TRUST**
Function **PUBLIC PROTECTION**
Activity **POLICE PROTECTION**

Detail by Revenue Category and Expenditure Object	Actual 2008-09	Actual 2009-10	CAO Recommended 2010-11	Adopted by the Board of Supervisors 2010-11
1	2	3	4	5
FINES AND FORFEITURES	$ 45,997	$ 95,316	$ 90,000	$ 90,000
TOTAL REVENUE	**$ 45,997**	**$ 95,316**	**$ 90,000**	**$ 90,000**
OTHER FINANCING USES	$ 115,380	$ 7,998	$ 30,000	$ 30,000
TOTAL EXPENDITURES/APPROPRIATIONS	**$ 115,380**	**$ 7,998**	**$ 30,000**	**$ 30,000**
NET COST	**$ (69,383)**	**$ 87,318**	**$ 60,000**	**$ 60,000**

State Controller Schedules County Budget Act January 2010	COUNTY OF KERN Detail of Financing Sources and Financing Uses Governmental Funds Fiscal Year 2010-11	Schedule 9

Budget Unit **2220-SHERIFF'S CIVIL AUTOMATED TRST**
Function **PUBLIC PROTECTION**
Activity **POLICE PROTECTION**

Detail by Revenue Category and Expenditure Object	Actual 2008-09	Actual 2009-10	CAO Recommended 2010-11	Adopted by the Board of Supervisors 2010-11
1	2	3	4	5
USE OF MONEY/PROPERTY	$ 15,658	$ 7,840	$ 8,000	$ 8,000
CHARGES FOR SERVICES	144,309	121,740	110,000	110,000
TOTAL REVENUE	**$ 159,967**	**$ 129,580**	**$ 118,000**	**$ 118,000**
OTHER FINANCING USES	$ 78,600	$ 100,000	$ 115,750	$ 115,750
TOTAL EXPENDITURES/APPROPRIATIONS	**$ 78,600**	**$ 100,000**	**$ 115,750**	**$ 115,750**
NET COST	**$ 81,367**	**$ 29,580**	**$ 2,250**	**$ 2,250**

State Controller Schedules County Budget Act January 2010	COUNTY OF KERN Detail of Financing Sources and Financing Uses Governmental Funds Fiscal Year 2010-11	Schedule 9

Budget Unit **2221-SHERIFFS FIREARMS TRUST FUND**
Function **PUBLIC PROTECTION**
Activity **POLICE PROTECTION**

Detail by Revenue Category and Expenditure Object	Actual 2008-09	Actual 2009-10	CAO Recommended 2010-11	Adopted by the Board of Supervisors 2010-11
1	2	3	4	5
USE OF MONEY/PROPERTY	$ 168	$ 327	$ 300	$ 300
MISCELLANEOUS	7,169	17,440	20,500	20,500
TOTAL REVENUE	**$ 7,337**	**$ 17,767**	**$ 20,800**	**$ 20,800**
CAPITAL ASSETS	$	$	$	$
TOTAL EXPENDITURES/APPROPRIATIONS	**$**	**$**	**$**	**$**
NET COST	**$ 7,337**	**$ 17,767**	**$ 20,800**	**$ 20,800**

State Controller Schedules County Budget Act January 2010	COUNTY OF KERN Detail of Financing Sources and Financing Uses Governmental Funds Fiscal Year 2010-11	Schedule 9

Budget Unit **2222-SHERIFF-JUDGEMENT DEBTORS FEE**
Function **PUBLIC PROTECTION**
Activity **POLICE PROTECTION**

Detail by Revenue Category and Expenditure Object	Actual 2008-09	Actual 2009-10	CAO Recommended 2010-11	Adopted by the Board of Supervisors 2010-11
1	2	3	4	5
CHARGES FOR SERVICES	$ 199,413	$ 186,950	$ 160,000	$ 160,000
TOTAL REVENUE	**$ 199,413**	**$ 186,950**	**$ 160,000**	**$ 160,000**
OTHER FINANCING USES	$ 91,600	$ 238,000	$ 100,000	$ 100,000
TOTAL EXPENDITURES/APPROPRIATIONS	**$ 91,600**	**$ 238,000**	**$ 100,000**	**$ 100,000**
NET COST	**$ 107,813**	**$ (51,050)**	**$ 60,000**	**$ 60,000**

State Controller Schedules County Budget Act January 2010	COUNTY OF KERN Detail of Financing Sources and Financing Uses Governmental Funds Fiscal Year 2010-11	Schedule 9

Budget Unit **2223-SHERIFF'S COMM RESOURCES TRUST**
Function **PUBLIC PROTECTION**
Activity **POLICE PROTECTION**

Detail by Revenue Category and Expenditure Object	Actual 2008-09	Actual 2009-10	CAO Recommended 2010-11	Adopted by the Board of Supervisors 2010-11
1	2	3	4	5
USE OF MONEY/PROPERTY	$ 3,247	$ 1,525	$ 1,400	$ 1,400
NON-REVENUE RECEIPTS	500	(500)		
TOTAL REVENUE	**$ 3,747**	**$ 1,025**	**$ 1,400**	**$ 1,400**
OTHER FINANCING USES	$ 27,384	$ 7,715	$	
TOTAL EXPENDITURES/APPROPRIATIONS	**$ 27,384**	**$ 7,715**	**$**	
NET COST	**$ (23,637)**	**$ (6,690)**	**$ 1,400**	**$ 1,400**

State Controller Schedules County Budget Act January 2010	COUNTY OF KERN Detail of Financing Sources and Financing Uses Governmental Funds Fiscal Year 2010-11	Schedule 9

Budget Unit **2224-SHERIFF'S VOLUNTEER SERV GRP**
Function **PUBLIC PROTECTION**
Activity **POLICE PROTECTION**

Detail by Revenue Category and Expenditure Object	Actual 2008-09	Actual 2009-10	CAO Recommended 2010-11	Adopted by the Board of Supervisors 2010-11
1	2	3	4	5
MISCELLANEOUS	$ 6,531	$ 6,828	$ 5,000	$ 5,000
TOTAL REVENUE	**$ 6,531**	**$ 6,828**	**$ 5,000**	**$ 5,000**
OTHER FINANCING USES	$ 3,336	$ 1,842	$ 80,000	$ 80,000
TOTAL EXPENDITURES/APPROPRIATIONS	**$ 3,336**	**$ 1,842**	**$ 80,000**	**$ 80,000**
NET COST	**$ 3,195**	**$ 4,986**	**$ (75,000)**	**$ (75,000)**

State Controller Schedules County Budget Act January 2010	COUNTY OF KERN Detail of Financing Sources and Financing Uses Governmental Funds Fiscal Year 2010-11	Schedule 9

Budget Unit **2225-SHER-CONTROLLED SUBTANCE TRST**
Function **PUBLIC PROTECTION**
Activity **POLICE PROTECTION**

Detail by Revenue Category and Expenditure Object	Actual 2008-09	Actual 2009-10	CAO Recommended 2010-11	Adopted by the Board of Supervisors 2010-11
1	2	3	4	5
FINES AND FORFEITURES	$ 6,513	$ 1,012,392	$ 2,300	$ 2,300
USE OF MONEY/PROPERTY	2,148	1,492	1,600	1,600
TOTAL REVENUE	**$ 8,661**	**$ 1,013,884**	**$ 3,900**	**$ 3,900**

TOTAL EXPENDITURES/APPROPRIATIONS	**$**	**$**	**$**	**$**
NET COST	**$ 8,661**	**$ 1,013,884**	**$ 3,900**	**$ 3,900**

State Controller Schedules County Budget Act January 2010	COUNTY OF KERN Detail of Financing Sources and Financing Uses Governmental Funds Fiscal Year 2010-11	Schedule 9

Budget Unit **2226-SHERIFF'S CAL-MMET TRUST**
Function **PUBLIC PROTECTION**
Activity **POLICE PROTECTION**

Detail by Revenue Category and Expenditure Object	Actual 2008-09	Actual 2009-10	CAO Recommended 2010-11	Adopted by the Board of Supervisors 2010-11
1	2	3	4	5
USE OF MONEY/PROPERTY	$ 395	$ 219	$ 400	$ 400
TOTAL REVENUE	**$ 395**	**$ 219**	**$ 400**	**$ 400**

TOTAL EXPENDITURES/APPROPRIATIONS	**$**	**$**	**$**	**$**
NET COST	**$ 395**	**$ 219**	**$ 400**	**$ 400**

State Controller Schedules County Budget Act January 2010	COUNTY OF KERN Detail of Financing Sources and Financing Uses Governmental Funds Fiscal Year 2010-11	Schedule 9

Budget Unit **2227-HIDTA-STATE ASSET FORFEIT TRUS**
Function **PUBLIC PROTECTION**
Activity **POLICE PROTECTION**

Detail by Revenue Category and Expenditure Object	Actual 2008-09	Actual 2009-10	CAO Recommended 2010-11	Adopted by the Board of Supervisors 2010-11
1	2	3	4	5
FINES AND FORFEITURES	$ 10,775	$ 12,767	$ 13,000	$ 13,000
USE OF MONEY/PROPERTY	4,319	2,578	2,900	2,900
TOTAL REVENUE	**$ 15,094**	**$ 15,345**	**$ 15,900**	**$ 15,900**
OTHER FINANCING USES	$	$ 12,000	$	$
TOTAL EXPENDITURES/APPROPRIATIONS	**$**	**$ 12,000**	**$**	**$**
NET COST	**$ 15,094**	**$ 3,345**	**$ 15,900**	**$ 15,900**

State Controller Schedules County Budget Act January 2010	COUNTY OF KERN Detail of Financing Sources and Financing Uses Governmental Funds Fiscal Year 2010-11	Schedule 9

Budget Unit **2228-CAL-MMET-STATE ASSET FOREIT**
Function **PUBLIC PROTECTION**
Activity **POLICE PROTECTION**

Detail by Revenue Category and Expenditure Object	Actual 2008-09	Actual 2009-10	CAO Recommended 2010-11	Adopted by the Board of Supervisors 2010-11
1	2	3	4	5
FINES AND FORFEITURES	$ 96,872	$ 52,687	$ 27,000	$ 27,000
USE OF MONEY/PROPERTY	24,210	9,309	9,000	9,000
TOTAL REVENUE	**$ 121,082**	**$ 61,996**	**$ 36,000**	**$ 36,000**

TOTAL EXPENDITURES/APPROPRIATIONS	**$**	**$**	**$**	**$**
NET COST	**$ 121,082**	**$ 61,996**	**$ 36,000**	**$ 36,000**

State Controller Schedules County Budget Act January 2010	COUNTY OF KERN Detail of Financing Sources and Financing Uses Governmental Funds Fiscal Year 2010-11	Schedule 9

Budget Unit **2229-HIGH TECH EQUIPMENT TRUST**
Function **PUBLIC PROTECTION**
Activity **POLICE PROTECTION**

Detail by Revenue Category and Expenditure Object	Actual 2008-09	Actual 2009-10	CAO Recommended 2010-11	Adopted by the Board of Supervisors 2010-11
1	2	3	4	5
USE OF MONEY/PROPERTY	$ 116	$ 66	$ 75	$ 75
TOTAL REVENUE	**$ 116**	**$ 66**	**$ 75**	**$ 75**

TOTAL EXPENDITURES/APPROPRIATIONS	**$**	**$**	**$**	**$**
NET COST	**$ 116**	**$ 66**	**$ 75**	**$ 75**

State Controller Schedules County Budget Act January 2010	COUNTY OF KERN Detail of Financing Sources and Financing Uses Governmental Funds Fiscal Year 2010-11	Schedule 9

Budget Unit **2230-INMATE WELF-SHER CORRECTION FC**
Function **PUBLIC PROTECTION**
Activity **POLICE PROTECTION**

Detail by Revenue Category and Expenditure Object	Actual 2008-09	Actual 2009-10	CAO Recommended 2010-11	Adopted by the Board of Supervisors 2010-11
1	2	3	4	5
USE OF MONEY/PROPERTY	$ 172,834	$ 98,824	$ 80,000	$ 80,000
MISCELLANEOUS	2,102,256	2,581,905	1,900,000	1,900,000
TOTAL REVENUE	**$ 2,275,090**	**$ 2,680,729**	**$ 1,980,000**	**$ 1,980,000**
OTHER FINANCING USES	$ 2,704,217	$ 2,287,237	$ 3,430,300	$ 3,430,300
TOTAL EXPENDITURES/APPROPRIATIONS	**$ 2,704,217**	**$ 2,287,237**	**$ 3,430,300**	**$ 3,430,300**
NET COST	**$ (429,127)**	**$ 393,492**	**$ (1,450,300)**	**$ (1,450,300)**

State Controller Schedules County Budget Act January 2010	COUNTY OF KERN Detail of Financing Sources and Financing Uses Governmental Funds Fiscal Year 2010-11	Schedule 9

Budget Unit **2340-PROBATION**
Function **PUBLIC PROTECTION**
Activity **DETENTION & CORRECTION**

Detail by Revenue Category and Expenditure Object	Actual 2008-09	Actual 2009-10	CAO Recommended 2010-11	Adopted by the Board of Supervisors 2010-11
1	2	3	4	5
FINES AND FORFEITURES	$ 7,046	$ 3,054	$ 2,800	$ 2,800
USE OF MONEY/PROPERTY	9,404	10,805	9,800	9,800
INTERGOVERNMENTAL	19,555,274	20,620,476	19,140,973	19,140,973
CHARGES FOR SERVICES	2,540,997	2,292,955	1,769,672	1,769,672
MISCELLANEOUS	39,239	45,047	30,500	30,500
OTHER FINANCING SOURCES	11,458,147	12,996,837	13,487,802	13,487,802
TOTAL REVENUE	**$ 33,610,107**	**$ 35,969,174**	**$ 34,441,547**	**$ 34,441,547**
SALARIES & EMPLOYEE BENEFITS	$ 55,896,330	$ 55,490,200	$ 54,417,165	$ 55,879,295
SERVICES & SUPPLIES	8,108,797	6,104,750	6,740,509	6,740,509
OTHER CHARGES	602,832	547,716	588,374	588,374
CAPITAL ASSETS	628,945	103,684		
OTHER FINANCING USES				612,911
EXPENDITURE TRANSFERS & REIMBS	(4,565)	$ (4,000)	(4,000)	(4,000)
TOTAL EXPENDITURES/APPROPRIATIONS	**$ 65,232,339**	**$ 62,242,350**	**$ 61,742,048**	**$ 63,817,089**
NET COST	**$ (31,622,232)**	**$ (26,273,176)**	**$ (27,300,501)**	**$ (29,375,542)**

State Controller Schedules County Budget Act January 2010	COUNTY OF KERN Detail of Financing Sources and Financing Uses Governmental Funds Fiscal Year 2010-11	Schedule 9

Budget Unit **2341-PROBATION TRAINING FUND**
Function **PUBLIC PROTECTION**
Activity **DETENTION & CORRECTION**

Detail by Revenue Category and Expenditure Object	Actual 2008-09	Actual 2009-10	CAO Recommended 2010-11	Adopted by the Board of Supervisors 2010-11
1	2	3	4	5
INTERGOVERNMENTAL	$ 366,221	$ 194,073	$ 218,000	$ 218,000
TOTAL REVENUE	**$ 366,221**	**$ 194,073**	**$ 218,000**	**$ 218,000**
OTHER FINANCING USES	$ 262,000	$ 314,000	$ 218,000	$ 218,000
TOTAL EXPENDITURES/APPROPRIATIONS	**$ 262,000**	**$ 314,000**	**$ 218,000**	**$ 218,000**
NET COST	**$ 104,221**	**$ (119,927)**	**$**	

State Controller Schedules County Budget Act January 2010	COUNTY OF KERN Detail of Financing Sources and Financing Uses Governmental Funds Fiscal Year 2010-11	Schedule 9

Budget Unit **2342-PROBATION DJJ REALIGNMENT FUND**
Function **PUBLIC PROTECTION**
Activity **DETENTION & CORRECTION**

Detail by Revenue Category and Expenditure Object	Actual 2008-09	Actual 2009-10	CAO Recommended 2010-11	Adopted by the Board of Supervisors 2010-11
1	2	3	4	5
USE OF MONEY/PROPERTY	$ 66,366	$ 35,522	$ 37,000	$ 37,000
INTERGOVERNMENTAL	2,450,911	3,117,492	3,117,491	3,117,491
TOTAL REVENUE	**$ 2,517,277**	**$ 3,153,014**	**$ 3,154,491**	**$ 3,154,491**
OTHER FINANCING USES	$ 1,778,456	$ 3,440,750	$ 3,154,491	$ 3,154,491
TOTAL EXPENDITURES/APPROPRIATIONS	**$ 1,778,456**	**$ 3,440,750**	**$ 3,154,491**	**$ 3,154,491**
NET COST	**$ 738,821**	**$ (287,736)**	**$**	**$**

State Controller Schedules County Budget Act January 2010	COUNTY OF KERN Detail of Financing Sources and Financing Uses Governmental Funds Fiscal Year 2010-11	Schedule 9

Budget Unit **2343-PROBATION ASSET FORFEITURE TR**
Function **PUBLIC PROTECTION**
Activity **DETENTION & CORRECTION**

Detail by Revenue Category and Expenditure Object	Actual 2008-09	Actual 2009-10	CAO Recommended 2010-11	Adopted by the Board of Supervisors 2010-11
1	2	3	4	5
FINES AND FORFEITURES	$ 1,227	$ 3,142	$	$
USE OF MONEY/PROPERTY	1,428	816	1,000	1,000
TOTAL REVENUE	**$ 2,655**	**$ 3,958**	**$ 1,000**	**$ 1,000**
OTHER FINANCING USES	$	$ 2,000	$ 2,000	$ 2,000
TOTAL EXPENDITURES/APPROPRIATIONS	**$**	**$ 2,000**	**$ 2,000**	**$ 2,000**
NET COST	**$ 2,655**	**$ 1,958**	**$ (1,000)**	**$ (1,000)**

State Controller Schedules County Budget Act January 2010	COUNTY OF KERN Detail of Financing Sources and Financing Uses Governmental Funds Fiscal Year 2010-11	Schedule 9

Budget Unit **2344-JUVENILE INMATE WELFARE FUND**
Function **PUBLIC PROTECTION**
Activity **DETENTION & CORRECTION**

Detail by Revenue Category and Expenditure Object	Actual 2008-09	Actual 2009-10	CAO Recommended 2010-11	Adopted by the Board of Supervisors 2010-11
1	2	3	4	5
USE OF MONEY/PROPERTY	$ 25,488	$ 28,701	$ 29,200	$ 29,200
TOTAL REVENUE	**$ 14,404**	**$ 28,701**	**$ 29,200**	**$ 29,200**
OTHER FINANCING USES	$	$ 50,000	$ 50,000	$ 50,000
TOTAL EXPENDITURES/APPROPRIATIONS	**$**	**$ 50,000**	**$ 50,000**	**$ 50,000**
NET COST	**$ 14,404**	**$ (21,299)**	**$ (20,800)**	**$ (20,800)**

State Controller Schedules County Budget Act January 2010	COUNTY OF KERN Detail of Financing Sources and Financing Uses Governmental Funds Fiscal Year 2010-11	Schedule 9

Budget Unit **2345-ARRA PROBATION EBM-JAG**
Function **PUBLIC PROTECTION**
Activity **DETENTION & CORRECTION**

Detail by Revenue Category and Expenditure Object	Actual 2008-09	Actual 2009-10	CAO Recommended 2010-11	Adopted by the Board of Supervisors 2010-11
1	2	3	4	5
INTERGOVERNMENTAL	$	$	$	$ 810,126
TOTAL REVENUE	**$**	**$**	**$**	**$ 810,126**
OTHER FINANCING USES	$	$	$	$ 810,126
TOTAL EXPENDITURES/APPROPRIATIONS	**$**	**$**	**$**	**$ 810,126**
NET COST	**$**	**$**	**$**	**$**

State Controller Schedules County Budget Act January 2010	COUNTY OF KERN Detail of Financing Sources and Financing Uses Governmental Funds Fiscal Year 2010-11	Schedule 9

Budget Unit **2415-FIRE DEPARTMENT**
Function **PUBLIC PROTECTION**
Activity **FIRE PROTECTION**

Detail by Revenue Category and Expenditure Object	Actual 2008-09	Actual 2009-10	CAO Recommended 2010-11	Adopted by the Board of Supervisors 2010-11
1	2	3	4	5
LICENSES AND PERMITS	$ 304,176	$ 239,430	$ 320,661	$ 320,661
FINES AND FORFEITURES	22,000		30,000	30,000
USE OF MONEY/PROPERTY	(151,634)	(33,915)		
INTERGOVERNMENTAL	603,499	4,847,024	267,843	267,843
CHARGES FOR SERVICES	27,366,427	24,524,069	23,133,789	23,133,789
MISCELLANEOUS	1,129,794	49,602	352,450	352,450
OTHER FINANCING SOURCES	27,484,442	21,545,705	20,615,051	19,284,950
TOTAL REVENUE	**$ 56,758,704**	**$ 51,171,915**	**$ 44,719,794**	**$ 43,389,693**
SALARIES & EMPLOYEE BENEFITS	$ 107,662,770	$ 98,207,972	$ 99,582,468	$ 100,468,666
SERVICES & SUPPLIES	11,353,210	10,877,379	11,070,865	11,100,865
OTHER CHARGES	7,214,424	9,323,589	6,473,731	6,473,731
CAPITAL ASSETS	8,977,034	1,780,217	109,000	109,000
TOTAL EXPENDITURES/APPROPRIATIONS	**$ 135,207,438**	**$ 120,189,157**	**$ 117,236,064**	**$ 118,152,262**
NET COST	**$ (78,448,734)**	**$ (69,017,242)**	**$ (72,516,270)**	**$ (74,762,569)**

State Controller Schedules County Budget Act January 2010	COUNTY OF KERN Detail of Financing Sources and Financing Uses Governmental Funds Fiscal Year 2010-11	Schedule 9

Budget Unit **2416-CONTRIBUTION FOR FIRE**
Function **PUBLIC PROTECTION**
Activity **FIRE PROTECTION**

Detail by Revenue Category and Expenditure Object	Actual 2008-09	Actual 2009-10	CAO Recommended 2010-11	Adopted by the Board of Supervisors 2010-11
1	2	3	4	5
TOTAL REVENUE	**$**	**$**	**$**	**$**
OTHER FINANCING USES	$ 20,941,848	$ 15,742,282	$ 14,438,608	$ 13,108,507
TOTAL EXPENDITURES/APPROPRIATIONS	**$ 20,941,848**	**$ 15,742,282**	**$ 14,438,608**	**$ 13,108,507**
NET COST	**$ (20,941,848)**	**$ (15,742,282)**	**$ (14,438,608)**	**$ (13,108,507)**

State Controller Schedules County Budget Act January 2010	COUNTY OF KERN Detail of Financing Sources and Financing Uses Governmental Funds Fiscal Year 2010-11	Schedule 9

Budget Unit **2417-TRUCK 21 REPLACEMENT TRUST**
Function **PUBLIC PROTECTION**
Activity **FIRE PROTECTION**

Detail by Revenue Category and Expenditure Object	Actual 2008-09	Actual 2009-10	CAO Recommended 2010-11	Adopted by the Board of Supervisors 2010-11
1	2	3	4	5
USE OF MONEY/PROPERTY	$ 17,190	$ 8,630	$ 14,000	$ 14,000
CHARGES FOR SERVICES	75,000	150,000		
TOTAL REVENUE	**$ 92,190**	**$ 158,630**	**$ 14,000**	**$ 14,000**

TOTAL EXPENDITURES/APPROPRIATIONS	**$**	**$**	**$**	**$**
NET COST	**$ 92,190**	**$ 158,630**	**$ 14,000**	**$ 14,000**

State Controller Schedules County Budget Act January 2010	COUNTY OF KERN Detail of Financing Sources and Financing Uses Governmental Funds Fiscal Year 2010-11	Schedule 9

Budget Unit **2418-FIXED WING AIRCRAFT TRUST**
Function **PUBLIC PROTECTION**
Activity **FIRE PROTECTION**

Detail by Revenue Category and Expenditure Object	Actual 2008-09	Actual 2009-10	CAO Recommended 2010-11	Adopted by the Board of Supervisors 2010-11
1	2	3	4	5
FINES AND FORFEITURES	$ 222	$	$	$
USE OF MONEY/PROPERTY	7,573	4,198	900	900
CHARGES FOR SERVICES		114,943	23,543	23,543
TOTAL REVENUE	**$ 7,795**	**$ 119,141**	**$ 24,443**	**$ 24,443**
OTHER FINANCING USES	$ 125,247	$ 163,300	$ 179,161	$ 179,161
TOTAL EXPENDITURES/APPROPRIATIONS	**$ 125,247**	**$ 163,300**	**$ 179,161**	**$ 179,161**
NET COST	**$ (117,452)**	**$ (44,159)**	**$ (154,718)**	**$ (154,718)**

State Controller Schedules County Budget Act January 2010	COUNTY OF KERN Detail of Financing Sources and Financing Uses Governmental Funds Fiscal Year 2010-11	Schedule 9

Budget Unit **2419-VEHICLE/APPARATUS TRUST**
Function **PUBLIC PROTECTION**
Activity **FIRE PROTECTION**

Detail by Revenue Category and Expenditure Object	Actual 2008-09	Actual 2009-10	CAO Recommended 2010-11	Adopted by the Board of Supervisors 2010-11
1	2	3	4	5
USE OF MONEY/PROPERTY	$ 15,496	$ 6,971	$ 11,305	$ 11,305
TOTAL REVENUE	**$ 15,496**	**$ 6,971**	**$ 11,305**	**$ 11,305**
TOTAL EXPENDITURES/APPROPRIATIONS	**$**	**$**	**$**	**$**
NET COST	**$ 15,496**	**$ 6,971**	**$ 11,305**	**$ 11,305**

State Controller Schedules County Budget Act January 2010	COUNTY OF KERN Detail of Financing Sources and Financing Uses Governmental Funds Fiscal Year 2010-11	Schedule 9

Budget Unit **2420-FIREWORKS VIOLATIONS TRUST**
Function **PUBLIC PROTECTION**
Activity **FIRE PROTECTION**

Detail by Revenue Category and Expenditure Object	Actual 2008-09	Actual 2009-10	CAO Recommended 2010-11	Adopted by the Board of Supervisors 2010-11
1	2	3	4	5
FINES AND FORFEITURES	$ 24,892	$ 25,877	$	$
USE OF MONEY/PROPERTY	731	476	697	697
TOTAL REVENUE	**$ 25,623**	**$ 26,353**	**$ 697**	**$ 697**
OTHER FINANCING USES	$ 33,535	$ 35,083	$ 25,359	$ 25,359
TOTAL EXPENDITURES/APPROPRIATIONS	**$ 33,535**	**$ 35,083**	**$ 25,359**	**$ 25,359**
NET COST	**$ (7,912)**	**$ (8,730)**	**$ (24,662)**	**$ (24,662)**

State Controller Schedules County Budget Act January 2010	COUNTY OF KERN Detail of Financing Sources and Financing Uses Governmental Funds Fiscal Year 2010-11	Schedule 9

Budget Unit **2421-FIRE DEPT DONATIONS TRUST**
Function **PUBLIC PROTECTION**
Activity **FIRE PROTECTION**

Detail by Revenue Category and Expenditure Object	Actual 2008-09	Actual 2009-10	CAO Recommended 2010-11	Adopted by the Board of Supervisors 2010-11
1	2	3	4	5
USE OF MONEY/PROPERTY	$ 2,045	$ 1,221	$ 1,472	$ 1,472
MISCELLANEOUS	4,710	4,453		
TOTAL REVENUE	**$ 6,755**	**$ 5,674**	**$ 1,472**	**$ 1,472**
OTHER FINANCING USES	$	$	$ 5,000	$ 5,000
TOTAL EXPENDITURES/APPROPRIATIONS	**$**	**$**	**$ 5,000**	**$ 5,000**
NET COST	**$ 6,755**	**$ 5,674**	**$ (3,528)**	**$ (3,528)**

State Controller Schedules County Budget Act January 2010	COUNTY OF KERN Detail of Financing Sources and Financing Uses Governmental Funds Fiscal Year 2010-11	Schedule 9

Budget Unit **2422-STATE FIRE TRUST FUND**
Function **PUBLIC PROTECTION**
Activity **FIRE PROTECTION**

Detail by Revenue Category and Expenditure Object	Actual 2008-09	Actual 2009-10	CAO Recommended 2010-11	Adopted by the Board of Supervisors 2010-11
1	2	3	4	5
USE OF MONEY/PROPERTY	$ 50,700	$ 36,424	$ 46,500	$ 46,500
CHARGES FOR SERVICES	598,431	713,342		
OTHER FINANCING SOURCES		39,456		
TOTAL REVENUE	**$ 649,131**	**$ 789,222**	**$ 46,500**	**$ 46,500**
OTHER FINANCING USES	$ 413,000	$	$	$
TOTAL EXPENDITURES/APPROPRIATIONS	**$ 413,000**	**$**	**$**	**$**
NET COST	**$ 236,131**	**$ 789,222**	**$ 46,500**	**$ 46,500**

State Controller Schedules County Budget Act January 2010	COUNTY OF KERN Detail of Financing Sources and Financing Uses Governmental Funds Fiscal Year 2010-11	Schedule 9

Budget Unit **2423-FIRE-HAZARD REDUCTION**
Function **PUBLIC PROTECTION**
Activity **FIRE PROTECTION**

Detail by Revenue Category and Expenditure Object	Actual 2008-09	Actual 2009-10	CAO Recommended 2010-11	Adopted by the Board of Supervisors 2010-11
1	2	3	4	5
USE OF MONEY/PROPERTY	$ 7,284	$ 2,482	$ 2,120	$ 2,120
CHARGES FOR SERVICES	342,743	414,901		
TOTAL REVENUE	**$ 350,027**	**$ 417,383**	**$ 2,120**	**$ 2,120**
OTHER FINANCING USES	$ 474,700	$	$	
TOTAL EXPENDITURES/APPROPRIATIONS	**$ 474,700**	**$**	**$**	
NET COST	**$ (124,673)**	**$ 417,383**	**$ 2,120**	**$ 2,120**

State Controller Schedules County Budget Act January 2010	COUNTY OF KERN Detail of Financing Sources and Financing Uses Governmental Funds Fiscal Year 2010-11	Schedule 9

Budget Unit **2425-FIRE-HELICOPTER OPERATIONS**
Function **PUBLIC PROTECTION**
Activity **FIRE PROTECTION**

Detail by Revenue Category and Expenditure Object	Actual 2008-09	Actual 2009-10	CAO Recommended 2010-11	Adopted by the Board of Supervisors 2010-11
1	2	3	4	5
USE OF MONEY/PROPERTY	$ 36,948	$ 20,871	$ 23,610	$ 23,610
CHARGES FOR SERVICES	651,200	314,905		
TOTAL REVENUE	**$ 688,148**	**$ 335,776**	**$ 23,610**	**$ 23,610**
OTHER FINANCING USES	$ 665,000	$ 540,265	$ 745,000	$ 745,000
TOTAL EXPENDITURES/APPROPRIATIONS	**$ 665,000**	**$ 540,265**	**$ 745,000**	**$ 745,000**
NET COST	**$ 23,148**	**$ (204,489)**	**$ (721,390)**	**$ (721,390)**

State Controller Schedules County Budget Act January 2010	COUNTY OF KERN Detail of Financing Sources and Financing Uses Governmental Funds Fiscal Year 2010-11	Schedule 9

Budget Unit **2426-MOBILE FIRE KITCHEN TRUST FUND**
Function **PUBLIC PROTECTION**
Activity **FIRE PROTECTION**

Detail by Revenue Category and Expenditure Object	Actual 2008-09	Actual 2009-10	CAO Recommended 2010-11	Adopted by the Board of Supervisors 2010-11
1	2	3	4	5
USE OF MONEY/PROPERTY	$ 546	$ 107	$ 57	$ 57
TOTAL REVENUE	**$ 546**	**$ 107**	**$ 57**	**$ 57**
OTHER FINANCING USES	$ 11,500	$	$	
TOTAL EXPENDITURES/APPROPRIATIONS	**$ 11,500**	**$**	**$**	
NET COST	**$ (10,954)**	**$ 107**	**$ 57**	**$ 57**

State Controller Schedules County Budget Act January 2010	COUNTY OF KERN Detail of Financing Sources and Financing Uses Governmental Funds Fiscal Year 2010-11	Schedule 9

Budget Unit **2610-DEPT OF AG & MEASUR STANDARD**
Function **PUBLIC PROTECTION**
Activity **PROTECTIVE INSPECTION**

Detail by Revenue Category and Expenditure Object	Actual 2008-09	Actual 2009-10	CAO Recommended 2010-11	Adopted by the Board of Supervisors 2010-11
1	2	3	4	5
LICENSES AND PERMITS	$ 21,690	$ 21,050	$ 21,020	$ 21,020
FINES AND FORFEITURES	51,747	53,833	30,700	30,700
INTERGOVERNMENTAL	2,392,973	2,962,519	2,404,085	2,404,085
CHARGES FOR SERVICES	1,970,586	1,874,327	1,905,564	1,905,564
MISCELLANEOUS	6,788	3,412	30	30
TOTAL REVENUE	**$ 4,443,784**	**$ 4,915,141**	**$ 4,361,399**	**$ 4,361,399**
SALARIES & EMPLOYEE BENEFITS	$ 4,882,540	$ 5,089,705	$ 4,656,134	$ 4,727,983
SERVICES & SUPPLIES	1,091,624	880,542	1,046,795	1,046,795
CAPITAL ASSETS		21,001		
OTHER FINANCING USES				1,226,625
TOTAL EXPENDITURES/APPROPRIATIONS	**$ 5,974,164**	**$ 5,991,248**	**$ 5,702,929**	**$ 7,001,403**
NET COST	**$ (1,530,380)**	**$ (1,076,107)**	**$ (1,341,530)**	**$ (2,640,004)**

State Controller Schedules County Budget Act January 2010	COUNTY OF KERN Detail of Financing Sources and Financing Uses Governmental Funds Fiscal Year 2010-11	Schedule 9

Budget Unit **2620-CODE COMPLIANCE**
Function **PUBLIC PROTECTION**
Activity **PROTECTIVE INSPECTION**

Detail by Revenue Category and Expenditure Object	Actual 2008-09	Actual 2009-10	CAO Recommended 2010-11	Adopted by the Board of Supervisors 2010-11
1	2	3	4	5
FINES AND FORFEITURES	$ 21,634	$ 10,875	$	$
CHARGES FOR SERVICES	409,064	370,014	500,024	500,024
MISCELLANEOUS	504	151	155	155
OTHER FINANCING SOURCES	86,271	86,749	200,000	200,000
TOTAL REVENUE	**$ 517,473**	**$ 467,789**	**$ 700,179**	**$ 700,179**
SALARIES & EMPLOYEE BENEFITS	$ 1,177,085	$ 1,234,033	$ 682,751	$ 723,525
SERVICES & SUPPLIES	535,357	409,445	778,728	778,728
OTHER FINANCING USES				89,832
TOTAL EXPENDITURES/APPROPRIATIONS	**$ 1,712,442**	**$ 1,643,478**	**$ 1,461,479**	**$ 1,592,085**
NET COST	**$ (1,194,969)**	**$ (1,175,689)**	**$ (761,300)**	**$ (891,906)**

State Controller Schedules County Budget Act January 2010	COUNTY OF KERN Detail of Financing Sources and Financing Uses Governmental Funds Fiscal Year 2010-11	Schedule 9

Budget Unit **2623-ABATEMENT COST**
Function **PUBLIC PROTECTION**
Activity **PROTECTIVE INSPECTION**

Detail by Revenue Category and Expenditure Object	Actual 2008-09	Actual 2009-10	CAO Recommended 2010-11	Adopted by the Board of Supervisors 2010-11
1	2	3	4	5
TAXES	$ 22,694	$ 11,591	$	$
FINES AND FORFEITURES	11,872	5,279		
USE OF MONEY/PROPERTY	132	7		
CHARGES FOR SERVICES	(2)	(2)		
TOTAL REVENUE	**$ 34,696**	**$ 16,875**	**$**	**$**
OTHER FINANCING USES	$ 299,654	$ 149,187	$ 200,000	$ 200,000
TOTAL EXPENDITURES/APPROPRIATIONS	**$ 299,654**	**$ 149,187**	**$ 200,000**	**$ 200,000**
NET COST	**$ (264,958)**	**$ (132,312)**	**$ (200,000)**	**$ (200,000)**

State Controller Schedules County Budget Act January 2010	COUNTY OF KERN Detail of Financing Sources and Financing Uses Governmental Funds Fiscal Year 2010-11	Schedule 9

Budget Unit **2625-BUILDING INSPECTION**
Function **PUBLIC PROTECTION**
Activity **PROTECTIVE INSPECTION**

Detail by Revenue Category and Expenditure Object	Actual 2008-09	Actual 2009-10	CAO Recommended 2010-11	Adopted by the Board of Supervisors 2010-11
1	2	3	4	5
LICENSES AND PERMITS	$ 3,095,122	$ 3,088,021	$ 2,534,711	$ 2,534,711
USE OF MONEY/PROPERTY	220,435	91,226	120,000	120,000
CHARGES FOR SERVICES	15			
MISCELLANEOUS	(1,629)	34,225	1,970	1,970
OTHER FINANCING SOURCES	717			
TOTAL REVENUE	**$ 3,314,660**	**$ 3,213,472**	**$ 2,656,681**	**$ 2,656,681**
APPROPRIATION FR CONTINGENCIES	$	$	$ 550,000	$ 550,000
SALARIES & EMPLOYEE BENEFITS	2,948,860	2,862,208	3,036,978	3,036,978
SERVICES & SUPPLIES	1,751,444	1,493,776	1,696,217	1,696,217
OTHER CHARGES	92,673	256,179	380,921	380,921
CAPITAL ASSETS	91,416	31,223		
TOTAL EXPENDITURES/APPROPRIATIONS	**$ 4,884,393**	**$ 4,643,386**	**$ 5,664,116**	**$ 5,664,116**
NET COST	**$ (1,569,733)**	**$ (1,429,914)**	**$ (3,007,435)**	**$ (3,007,435)**

State Controller Schedules County Budget Act January 2010	COUNTY OF KERN Detail of Financing Sources and Financing Uses Governmental Funds Fiscal Year 2010-11	Schedule 9

Budget Unit **2626-STRONG MOT INSTRUMENTATION TR**
Function **PUBLIC PROTECTION**
Activity **PROTECTIVE INSPECTION**

Detail by Revenue Category and Expenditure Object	Actual 2008-09	Actual 2009-10	CAO Recommended 2010-11	Adopted by the Board of Supervisors 2010-11
1	2	3	4	5
LICENSES AND PERMITS	$ 47,769	$ 60,866	$ 26,361	$ 26,361
NON-REVENUE RECEIPTS	22	(22)		
TOTAL REVENUE	**$ 47,791**	**$ 60,844**	**$ 26,361**	**$ 26,361**
SERVICES & SUPPLIES	$ 68,570	$ 24,001	$ 65,000	$ 65,000
TOTAL EXPENDITURES/APPROPRIATIONS	**$ 68,570**	**$ 24,001**	**$ 65,000**	**$ 65,000**
NET COST	**$ (20,779)**	**$ 36,843**	**$ (38,639)**	**$ (38,639)**

State Controller Schedules County Budget Act January 2010	COUNTY OF KERN Detail of Financing Sources and Financing Uses Governmental Funds Fiscal Year 2010-11	Schedule 9

Budget Unit **2705-RECORDER**
Function **PUBLIC PROTECTION**
Activity **OTHER PROTECTION**

Detail by Revenue Category and Expenditure Object	Actual 2008-09	Actual 2009-10	CAO Recommended 2010-11	Adopted by the Board of Supervisors 2010-11
1	2	3	4	5
LICENSES AND PERMITS	$ 3,854	$ 3,772	$ 3,900	$ 3,900
CHARGES FOR SERVICES	1,661,594	1,595,239	1,872,748	1,872,748
MISCELLANEOUS	5,036	7,781	999	999
OTHER FINANCING SOURCES	2,403,096	1,098,586	2,121,197	2,121,197
TOTAL REVENUE	**$ 4,073,580**	**$ 2,705,378**	**$ 3,998,844**	**$ 3,998,844**
SALARIES & EMPLOYEE BENEFITS	$ 1,826,197	$ 1,786,358	$ 1,496,189	$ 1,496,189
SERVICES & SUPPLIES	1,247,199	819,241	1,433,660	1,433,660
CAPITAL ASSETS	76,920		141,338	141,338
OTHER FINANCING USES				307,677
TOTAL EXPENDITURES/APPROPRIATIONS	**$ 3,150,316**	**$ 2,605,599**	**$ 3,071,187**	**$ 3,378,864**
NET COST	**$ 923,264**	**$ 99,779**	**$ 927,657**	**$ 619,980**

State Controller Schedules County Budget Act January 2010	COUNTY OF KERN Detail of Financing Sources and Financing Uses Governmental Funds Fiscal Year 2010-11	Schedule 9

Budget Unit **2706-RECORDERS FEE FUND**
Function **PUBLIC PROTECTION**
Activity **OTHER PROTECTION**

Detail by Revenue Category and Expenditure Object	Actual 2008-09	Actual 2009-10	CAO Recommended 2010-11	Adopted by the Board of Supervisors 2010-11
1	2	3	4	5
CHARGES FOR SERVICES	$ 643,243	$ 622,698	$ 612,457	$ 612,457
OTHER FINANCING SOURCES	25,029	169,036		
TOTAL REVENUE	**$ 668,272**	**$ 791,734**	**$ 612,457**	**$ 612,457**
OTHER FINANCING USES	$ 1,690,422	$ 657,326	$ 1,638,558	$ 1,638,558
TOTAL EXPENDITURES/APPROPRIATIONS	**$ 1,690,422**	**$ 657,326**	**$ 1,638,558**	**$ 1,638,558**
NET COST	**$ (1,022,150)**	**$ 134,408**	**$ (1,026,101)**	**$ (1,026,101)**

State Controller Schedules County Budget Act January 2010	COUNTY OF KERN Detail of Financing Sources and Financing Uses Governmental Funds Fiscal Year 2010-11	Schedule 9

Budget Unit **2707-MICROGRAPHICS/RECORDER FUND**
Function **PUBLIC PROTECTION**
Activity **OTHER PROTECTION**

Detail by Revenue Category and Expenditure Object	Actual 2008-09	Actual 2009-10	CAO Recommended 2010-11	Adopted by the Board of Supervisors 2010-11
1	2	3	4	5
CHARGES FOR SERVICES	$ 185,809	$ 181,399	$ 177,504	$ 177,504
OTHER FINANCING SOURCES	29	27		
TOTAL REVENUE	**$ 185,838**	**$ 181,426**	**$ 177,504**	**$ 177,504**
OTHER FINANCING USES	$ 635,583	$ 185,013	$ 179,389	$ 179,389
TOTAL EXPENDITURES/APPROPRIATIONS	**$ 635,583**	**$ 185,013**	**$ 179,389**	**$ 179,389**
NET COST	**$ (449,745)**	**$ (3,587)**	**$ (1,885)**	**$ (1,885)**

State Controller Schedules County Budget Act January 2010	COUNTY OF KERN Detail of Financing Sources and Financing Uses Governmental Funds Fiscal Year 2010-11	Schedule 9

Budget Unit **2708-RECORDER'S MODERNIZATION TRUST**
Function **PUBLIC PROTECTION**
Activity **OTHER PROTECTION**

Detail by Revenue Category and Expenditure Object	Actual 2008-09	Actual 2009-10	CAO Recommended 2010-11	Adopted by the Board of Supervisors 2010-11
1	2	3	4	5
USE OF MONEY/PROPERTY	$ 7,572	$ 3,453	$ 5,442	$ 5,442
CHARGES FOR SERVICES	185,849	181,449	172,062	172,062
OTHER FINANCING SOURCES	29	27		
TOTAL REVENUE	**$ 193,450**	**$ 184,929**	**$ 177,504**	**$ 177,504**
OTHER CHARGES	$ 259,675	$ 101,397	$ 108,000	$ 108,000
OTHER FINANCING USES	18,032	17,462	18,500	18,500
TOTAL EXPENDITURES/APPROPRIATIONS	**$ 277,707**	**$ 118,859**	**$ 126,500**	**$ 126,500**
NET COST	**$ (84,257)**	**$ 66,070**	**$ 51,004**	**$ 51,004**

State Controller Schedules County Budget Act January 2010	COUNTY OF KERN Detail of Financing Sources and Financing Uses Governmental Funds Fiscal Year 2010-11	Schedule 9

Budget Unit **2709-RECORDERS SSN TRUNCATION**
Function **PUBLIC PROTECTION**
Activity **OTHER PROTECTION**

Detail by Revenue Category and Expenditure Object	Actual 2008-09	Actual 2009-10	CAO Recommended 2010-11	Adopted by the Board of Supervisors 2010-11
1	2	3	4	5
CHARGES FOR SERVICES	$ 182,873	$ 181,475	$ 177,504	$ 177,504
OTHER FINANCING SOURCES	29	27		
TOTAL REVENUE	**$ 182,902**	**$ 181,502**	**$ 177,504**	**$ 177,504**
OTHER FINANCING USES	$	$ 278,391	$ 135,625	$ 135,625
TOTAL EXPENDITURES/APPROPRIATIONS	**$**	**$ 278,391**	**$ 135,625**	**$ 135,625**
NET COST	**$ 182,902**	**$ (96,889)**	**$ 41,879**	**$ 41,879**

State Controller Schedules County Budget Act January 2010	COUNTY OF KERN Detail of Financing Sources and Financing Uses Governmental Funds Fiscal Year 2010-11	Schedule 9

Budget Unit **2730-RESOURCE MANAGEMENT AGENCY-ADM**
Function **PUBLIC PROTECTION**
Activity **OTHER PROTECTION**

Detail by Revenue Category and Expenditure Object	Actual 2008-09	Actual 2009-10	CAO Recommended 2010-11	Adopted by the Board of Supervisors 2010-11
1	2	3	4	5
CHARGES FOR SERVICES	$ 854,575	$ 854,899	$ 814,600	$ 814,600
MISCELLANEOUS	39	327		
TOTAL REVENUE	**$ 854,614**	**$ 855,226**	**$ 814,600**	**$ 814,600**
SALARIES & EMPLOYEE BENEFITS	$ 1,662,979	$ 1,579,650	$ 1,487,041	$ 1,515,815
SERVICES & SUPPLIES	102,484	92,291	103,830	103,830
OTHER CHARGES	9,456	6,571	4,000	4,000
OTHER FINANCING USES				138,365
EXPENDITURE TRANSFERS & REIMBS	(250,971)	(215,114)	(243,000)	(243,000)
TOTAL EXPENDITURES/APPROPRIATIONS	**$ 1,523,948**	**$ 1,463,398**	**$ 1,351,871**	**$ 1,519,010**
NET COST	**$ (669,334)**	**$ (608,172)**	**$ (537,271)**	**$ (704,410)**

State Controller Schedules County Budget Act January 2010	COUNTY OF KERN Detail of Financing Sources and Financing Uses Governmental Funds Fiscal Year 2010-11	Schedule 9

Budget Unit **2740-WILDLIFE RESOURCES**
Function **PUBLIC PROTECTION**
Activity **OTHER PROTECTION**

Detail by Revenue Category and Expenditure Object	Actual 2008-09	Actual 2009-10	CAO Recommended 2010-11	Adopted by the Board of Supervisors 2010-11
1	2	3	4	5
FINES AND FORFEITURES	$ 6,462	$ 4,468	$ 5,500	$ 5,500
TOTAL REVENUE	**$ 6,462**	**$ 4,468**	**$ 5,500**	**$ 5,500**
SERVICES & SUPPLIES	$ 3,306	$ 1,390	$ 3,500	$ 3,500
OTHER CHARGES	19,427	21,887	11,500	11,500
TOTAL EXPENDITURES/APPROPRIATIONS	**$ 22,733**	**$ 23,277**	**$ 15,000**	**$ 15,000**
NET COST	**$ (16,271)**	**$ (18,809)**	**$ (9,500)**	**$ (9,500)**

State Controller Schedules County Budget Act January 2010	COUNTY OF KERN Detail of Financing Sources and Financing Uses Governmental Funds Fiscal Year 2010-11	Schedule 9

Budget Unit **2750-PLANNING**
Function **PUBLIC PROTECTION**
Activity **OTHER PROTECTION**

Detail by Revenue Category and Expenditure Object	Actual 2008-09	Actual 2009-10	CAO Recommended 2010-11	Adopted by the Board of Supervisors 2010-11
1	2	3	4	5
LICENSES AND PERMITS	$ 496,921	$ 420,460	$ 526,646	$ 526,646
FINES AND FORFEITURES	16,986	32,970	9,255	9,255
INTERGOVERNMENTAL			20,000	20,000
CHARGES FOR SERVICES	1,954,215	2,527,798	7,055,754	7,055,754
MISCELLANEOUS	3,142	39,808	3,070	3,070
OTHER FINANCING SOURCES	483,954	792,835	1,245,639	1,441,754
TOTAL REVENUE	**$ 2,955,218**	**$ 3,813,871**	**$ 8,860,364**	**$ 9,056,479**
SALARIES & EMPLOYEE BENEFITS	$ 3,247,057	$ 3,533,027	$ 3,837,003	$ 3,871,989
SERVICES & SUPPLIES	2,523,009	2,234,695	6,727,727	6,977,727
CAPITAL ASSETS			25,000	25,000
OTHER FINANCING USES				414,573
EXPENDITURE TRANSFERS & REIMBS	(68,196)	(3,300)	(70,000)	(70,000)
TOTAL EXPENDITURES/APPROPRIATIONS	**$ 5,701,870**	**$ 5,764,422**	**$ 10,519,730**	**$ 11,219,289**
NET COST	**$ (2,746,652)**	**$ (1,950,551)**	**$ (1,659,366)**	**$ (2,162,810)**

State Controller Schedules County Budget Act January 2010	COUNTY OF KERN Detail of Financing Sources and Financing Uses Governmental Funds Fiscal Year 2010-11	Schedule 9

Budget Unit **2751-GENERAL PLAN ADMIN SURCHARGE**
Function **PUBLIC PROTECTION**
Activity **OTHER PROTECTION**

Detail by Revenue Category and Expenditure Object	Actual 2008-09	Actual 2009-10	CAO Recommended 2010-11	Adopted by the Board of Supervisors 2010-11
1	2	3	4	5
USE OF MONEY/PROPERTY	$ 62,746	$ 20,405	$ 50,000	$ 50,000
CHARGES FOR SERVICES	351,775	343,752	400,000	400,000
TOTAL REVENUE	**$ 414,521**	**$ 364,157**	**$ 450,000**	**$ 450,000**
OTHER FINANCING USES	$ 566,661	$ 803,395	$ 1,328,346	$ 1,274,461
TOTAL EXPENDITURES/APPROPRIATIONS	**$ 566,661**	**$ 803,395**	**$ 1,328,346**	**$ 1,274,461**
NET COST	**$ (152,140)**	**$ (439,238)**	**$ (878,346)**	**$ (824,461)**

State Controller Schedules County Budget Act January 2010	COUNTY OF KERN Detail of Financing Sources and Financing Uses Governmental Funds Fiscal Year 2010-11	Schedule 9

Budget Unit **2760-ANIMAL CONTROL**
Function **PUBLIC PROTECTION**
Activity **OTHER PROTECTION**

Detail by Revenue Category and Expenditure Object	Actual 2008-09	Actual 2009-10	CAO Recommended 2010-11	Adopted by the Board of Supervisors 2010-11
1	2	3	4	5
LICENSES AND PERMITS	$ 367,699	$ 472,012	$ 650,000	$ 650,000
FINES AND FORFEITURES	60	320	6,000	6,000
INTERGOVERNMENTAL	973,065	993,242	1,084,411	1,084,411
CHARGES FOR SERVICES	894,864	677,692	1,070,050	1,070,050
MISCELLANEOUS	17,638	23,835	15,250	15,250
OTHER FINANCING SOURCES	1,029			
TOTAL REVENUE	**$ 2,254,355**	**$ 2,167,101**	**$ 2,825,711**	**$ 2,825,711**
SALARIES & EMPLOYEE BENEFITS	$ 3,392,505	$ 3,335,487	$ 3,180,917	$ 3,293,817
SERVICES & SUPPLIES	1,675,049	1,556,127	1,752,832	1,752,832
OTHER FINANCING USES				20,125
TOTAL EXPENDITURES/APPROPRIATIONS	**$ 5,067,554**	**$ 4,891,614**	**$ 4,933,749**	**$ 5,066,774**
NET COST	**$ (2,813,199)**	**$ (2,724,513)**	**$ (2,108,038)**	**$ (2,241,063)**

State Controller Schedules County Budget Act January 2010	COUNTY OF KERN Detail of Financing Sources and Financing Uses Governmental Funds Fiscal Year 2010-11	Schedule 9

Budget Unit **2761-ANIMAL CARE DONATIONS TRUST**
Function **PUBLIC PROTECTION**
Activity **OTHER PROTECTION**

Detail by Revenue Category and Expenditure Object	Actual 2008-09	Actual 2009-10	CAO Recommended 2010-11	Adopted by the Board of Supervisors 2010-11
1	2	3	4	5
USE OF MONEY/PROPERTY	$ 242	$ 325	$ 400	$ 400
MISCELLANEOUS	12,503	11,808	10,000	10,000
TOTAL REVENUE	**$ 12,745**	**$ 11,310**	**$ 10,400**	**$ 10,400**
OTHER FINANCING USES	$ 1,029	$	$	
TOTAL EXPENDITURES/APPROPRIATIONS	**$ 1,029**	**$**	**$**	
NET COST	**$ 11,716**	**$ 11,310**	**$ 10,400**	**$ 10,400**

State Controller Schedules County Budget Act January 2010	COUNTY OF KERN Detail of Financing Sources and Financing Uses Governmental Funds Fiscal Year 2010-11	Schedule 9

Budget Unit **2762-ANIMAL CARE TRUST FUND**
Function **PUBLIC PROTECTION**
Activity **OTHER PROTECTION**

Detail by Revenue Category and Expenditure Object	Actual 2008-09	Actual 2009-10	CAO Recommended 2010-11	Adopted by the Board of Supervisors 2010-11
1	2	3	4	5
USE OF MONEY/PROPERTY	$ 1,884	$ 1,051	$ 1,000	$ 1,000
TOTAL REVENUE	**$ 1,884**	**$ 1,051**	**$ 1,000**	**$ 1,000**

TOTAL EXPENDITURES/APPROPRIATIONS	**$**	**$**	**$**	**$**
NET COST	**$ 1,884**	**$ 1,051**	**$ 1,000**	**$ 1,000**

State Controller Schedules County Budget Act January 2010	COUNTY OF KERN Detail of Financing Sources and Financing Uses Governmental Funds Fiscal Year 2010-11	Schedule 9

Budget Unit **2780-RANGE IMPROVEMENT-PRED CONT 15**
Function **PUBLIC PROTECTION**
Activity **OTHER PROTECTION**

Detail by Revenue Category and Expenditure Object	Actual 2008-09	Actual 2009-10	CAO Recommended 2010-11	Adopted by the Board of Supervisors 2010-11
1	2	3	4	5
USE OF MONEY/PROPERTY	$ 1,685	$ 851	$ 1,400	$ 1,400
INTERGOVERNMENTAL	7,444	7,118	12,000	12,000
TOTAL REVENUE	**$ 9,129**	**$ 7,969**	**$ 13,400**	**$ 13,400**
SERVICES & SUPPLIES	$ 12,957	$ 5,750	$ 61,811	$ 61,811
TOTAL EXPENDITURES/APPROPRIATIONS	**$ 12,957**	**$ 5,750**	**$ 61,811**	**$ 61,811**
NET COST	**$ (3,828)**	**$ 2,219**	**$ (48,411)**	**$ (48,411)**

State Controller Schedules County Budget Act January 2010	COUNTY OF KERN Detail of Financing Sources and Financing Uses Governmental Funds Fiscal Year 2010-11	Schedule 9

Budget Unit **2781-RANGE IMPROVEMENT-PRED CONT 3**
Function **PUBLIC PROTECTION**
Activity **OTHER PROTECTION**

Detail by Revenue Category and Expenditure Object	Actual 2008-09	Actual 2009-10	CAO Recommended 2010-11	Adopted by the Board of Supervisors 2010-11
1	2	3	4	5
USE OF MONEY/PROPERTY	$ 990	$ 609	$ 2,400	$ 2,400
INTERGOVERNMENTAL		974	3,800	3,800
TOTAL REVENUE	**$ 990**	**$ 1,583**	**$ 6,200**	**$ 6,200**
SERVICES & SUPPLIES	$ (5,422)	$ 2,000	$ 38,417	$ 38,417
TOTAL EXPENDITURES/APPROPRIATIONS	**$ (5,422)**	**$ 2,000**	**$ 38,417**	**$ 38,417**
NET COST	**$ 6,412**	**$ (417)**	**$ (32,217)**	**$ (32,217)**

State Controller Schedules County Budget Act January 2010	COUNTY OF KERN Detail of Financing Sources and Financing Uses Governmental Funds Fiscal Year 2010-11	Schedule 9

Budget Unit **2785-GRAFFITI ABATEMENT**
Function **PUBLIC PROTECTION**
Activity **OTHER PROTECTION**

Detail by Revenue Category and Expenditure Object	Actual 2008-09	Actual 2009-10	CAO Recommended 2010-11	Adopted by the Board of Supervisors 2010-11
1	2	3	4	5
MISCELLANEOUS	$ 350	$ 1,554	$	$
TOTAL REVENUE	**$ 350**	**$ 1,554**	**$**	**$**
TOTAL EXPENDITURES/APPROPRIATIONS	**$**	**$**	**$**	**$**
NET COST	**$ 350**	**$ 1,554**	**$**	**$**

Function:

PUBLIC WAYS & FACILITIES

State Controller Schedules County Budget Act January 2010	COUNTY OF KERN Detail of Financing Sources and Financing Uses Governmental Funds Fiscal Year 2010-11	Schedule 9

Budget Unit **1955-SEVENTH STANDARD ROAD PROJ FND**
Function **PUBLIC WAYS & FACILITIES**
Activity **PUBLIC WAYS**

Detail by Revenue Category and Expenditure Object	Actual 2008-09	Actual 2009-10	CAO Recommended 2010-11	Adopted by the Board of Supervisors 2010-11
1	2	3	4	5
USE OF MONEY/PROPERTY	$ 328,320	$ 78,791	$ 220,000	$ 1,117,450
INTERGOVERNMENTAL	11,567,672	3,068,480		
MISCELLANEOUS	226,599	13,488		37,500
TOTAL REVENUE	**$ 12,122,591**	**$ 3,160,759**	**220,000**	**$ 1,154,950**
CAPITAL ASSETS	$ 10,792,110	$ 5,552,532	$	
TOTAL EXPENDITURES/APPROPRIATIONS	**$ 10,792,110**	**$ 5,552,532**	**$**	
NET COST	**$ 1,330,481**	**$ (2,391,773)**	**$ 220,000**	**$ 1,154,950**

State Controller Schedules County Budget Act January 2010	COUNTY OF KERN Detail of Financing Sources and Financing Uses Governmental Funds Fiscal Year 2010-11	Schedule 9

Budget Unit **3000-ROADS DEPARTMENT**
Function **PUBLIC WAYS & FACILITIES**
Activity **PUBLIC WAYS**

Detail by Revenue Category and Expenditure Object	Actual 2008-09	Actual 2009-10	CAO Recommended 2010-11	Adopted by the Board of Supervisors 2010-11
1	2	3	4	5
TAXES	$ 2,742,930	$	$ 379,900	$ 379,900
USE OF MONEY/PROPERTY	400,825	256,091	200,000	200,000
INTERGOVERNMENTAL	35,197,044	42,763,835	44,278,075	44,278,075
CHARGES FOR SERVICES	5,102,912	4,644,736	3,688,000	3,688,000
MISCELLANEOUS	(1,847,448)	115,944	6,500	6,500
OTHER FINANCING SOURCES	15,746,415	11,808,963	7,068,979	7,457,495
TOTAL REVENUE	**$ 57,342,678**	**$ 59,589,569**	**$ 55,621,454**	**$ 56,009,970**
SALARIES & EMPLOYEE BENEFITS	$ 16,668,709	$ 17,582,171	$ 18,842,616	$ 19,146,061
SERVICES & SUPPLIES	28,960,752	32,684,729	45,603,820	49,695,143
OTHER CHARGES	525,101	522,249	908,271	908,271
CAPITAL ASSETS	1,145,516	574,766	956,200	956,200
TOTAL EXPENDITURES/APPROPRIATIONS	**$ 47,300,078**	**$ 51,363,915**	**$ 66,310,907**	**$ 70,705,675**
NET COST	**$ 10,042,600**	**$ 8,225,654**	**$ (10,689,453)**	**$ (14,695,705)**

State Controller Schedules County Budget Act January 2010	COUNTY OF KERN Detail of Financing Sources and Financing Uses Governmental Funds Fiscal Year 2010-11	Schedule 9

Budget Unit **3001-CONTRIBUTION TO ROADS**
Function **PUBLIC WAYS & FACILITIES**
Activity **PUBLIC WAYS**

Detail by Revenue Category and Expenditure Object	Actual 2008-09	Actual 2009-10	CAO Recommended 2010-11	Adopted by the Board of Supervisors 2010-11
1	2	3	4	5
TOTAL REVENUE	**$**	**$**	**$**	**$**
OTHER FINANCING USES	$ 9,629,675	$ 7,623,557	$ 5,665,832	$ 5,969,277
TOTAL EXPENDITURES/APPROPRIATIONS	**$ 9,629,675**	**$ 7,623,557**	**$ 5,665,832**	**$ 5,969,277**
NET COST	**$ (9,629,675)**	**$ (7,623,557)**	**$ (5,665,832)**	**$ (5,969,277)**

State Controller Schedules County Budget Act January 2010	COUNTY OF KERN Detail of Financing Sources and Financing Uses Governmental Funds Fiscal Year 2010-11	Schedule 9

Budget Unit **3002-CORE AREA METRO BFLD IMP FEE**
Function **PUBLIC WAYS & FACILITIES**
Activity **PUBLIC WAYS**

Detail by Revenue Category and Expenditure Object	Actual 2008-09	Actual 2009-10	CAO Recommended 2010-11	Adopted by the Board of Supervisors 2010-11
1	2	3	4	5
LICENSES AND PERMITS	$ 79,546	$ 371,825	$ 116,444	$ 116,444
USE OF MONEY/PROPERTY	86,388	37,142	48,880	48,880
NON-REVENUE RECEIPTS	(165,960)			
TOTAL REVENUE	**$ (26)**	**$ 408,967**	**$ 165,324**	**$ 165,324**
OTHER FINANCING USES	$	$	$ 500,000	$ 500,000
TOTAL EXPENDITURES/APPROPRIATIONS	**$**	**$**	**$ 500,000**	**$ 500,000**
NET COST	**$ (26)**	**$ 408,967**	**$ (334,676)**	**$ (334,676)**

State Controller Schedules County Budget Act January 2010	COUNTY OF KERN Detail of Financing Sources and Financing Uses Governmental Funds Fiscal Year 2010-11	Schedule 9

Budget Unit **3003-METRO BFLD TRANSPORT IMP FEE**
Function **PUBLIC WAYS & FACILITIES**
Activity **PUBLIC WAYS**

Detail by Revenue Category and Expenditure Object	Actual 2008-09	Actual 2009-10	CAO Recommended 2010-11	Adopted by the Board of Supervisors 2010-11
1	2	3	4	5
LICENSES AND PERMITS	$ 1,778,993	$ 1,215,156	$ 2,071,652	$ 2,071,652
USE OF MONEY/PROPERTY	141,007	88,541	96,861	96,861
NON-REVENUE RECEIPTS		(4,466)		
TOTAL REVENUE	**$ 1,920,000**	**$ 1,299,231**	**$ 2,168,513**	**$ 2,168,513**
OTHER FINANCING USES	$ 653,098	$	$	$
TOTAL EXPENDITURES/APPROPRIATIONS	**$ 653,098**	**$**	**$**	**$**
NET COST	**$ 1,266,902**	**$ 1,299,231**	**$ 2,168,513**	**$ 2,168,513**

State Controller Schedules County Budget Act January 2010	COUNTY OF KERN Detail of Financing Sources and Financing Uses Governmental Funds Fiscal Year 2010-11	Schedule 9

Budget Unit **3004-ROSAMOND TRANSPORT IMP FEE TRS**
Function **PUBLIC WAYS & FACILITIES**
Activity **PUBLIC WAYS**

Detail by Revenue Category and Expenditure Object	Actual 2008-09	Actual 2009-10	CAO Recommended 2010-11	Adopted by the Board of Supervisors 2010-11
1	2	3	4	5
LICENSES AND PERMITS	$ 108,273	$ 162,282	$ 344,018	$ 344,018
USE OF MONEY/PROPERTY	10,048	9,680	17,680	17,680
TOTAL REVENUE	**$ 118,321**	**$ 171,962**	**$ 361,698**	**$ 361,698**
OTHER FINANCING USES	$	$	$ 450,000	$ 450,000
TOTAL EXPENDITURES/APPROPRIATIONS	**$**	**$**	**$ 450,000**	**$ 450,000**
NET COST	**$ 121,619**	**$ 171,962**	**$ (88,302)**	**$ (88,302)**

State Controller Schedules County Budget Act January 2010	COUNTY OF KERN Detail of Financing Sources and Financing Uses Governmental Funds Fiscal Year 2010-11	Schedule 9

Budget Unit **3005-BAKERSFIELD MITIGATION FUNDS**
Function **PUBLIC WAYS & FACILITIES**
Activity **PUBLIC WAYS**

Detail by Revenue Category and Expenditure Object	Actual 2008-09	Actual 2009-10	CAO Recommended 2010-11	Adopted by the Board of Supervisors 2010-11
1	2	3	4	5
LICENSES AND PERMITS	$ 100,879	$ 60,289	$ 141,301	$ 141,301
USE OF MONEY/PROPERTY	31,762	16,344	22,710	22,710
TOTAL REVENUE	**$ 132,641**	**$ 76,633**	**$ 164,011**	**$ 164,011**
OTHER FINANCING USES	$ 825,000	$ 221,663	$	
TOTAL EXPENDITURES/APPROPRIATIONS	**$ 825,000**	**$ 221,663**	**$**	
NET COST	**$ (692,359)**	**$ (145,030)**	**$ 164,011**	**$ 164,011**

State Controller Schedules County Budget Act January 2010	COUNTY OF KERN Detail of Financing Sources and Financing Uses Governmental Funds Fiscal Year 2010-11	Schedule 9

Budget Unit **3006-TEH TRANSP IMPACT FEE CORE**
Function **PUBLIC WAYS & FACILITIES**
Activity **PUBLIC WAYS**

Detail by Revenue Category and Expenditure Object	Actual 2008-09	Actual 2009-10	CAO Recommended 2010-11	Adopted by the Board of Supervisors 2010-11
1	2	3	4	5
LICENSES AND PERMITS	$ 4,772	$	$	$
USE OF MONEY/PROPERTY	267	206	388	388
TOTAL REVENUE	**$ 5,039**	**$ 206**	**$ 388**	**$ 388**

TOTAL EXPENDITURES/APPROPRIATIONS	**$**	**$**	**$**	**$**
NET COST	**$ 5,039**	**$ 206**	**$ 388**	**$ 388**

State Controller Schedules County Budget Act January 2010	COUNTY OF KERN Detail of Financing Sources and Financing Uses Governmental Funds Fiscal Year 2010-11	Schedule 9

Budget Unit **3007-TEH TRANSP IMPACT FEE NON-CORE**
Function **PUBLIC WAYS & FACILITIES**
Activity **PUBLIC WAYS**

Detail by Revenue Category and Expenditure Object	Actual 2008-09	Actual 2009-10	CAO Recommended 2010-11	Adopted by the Board of Supervisors 2010-11
1	2	3	4	5
LICENSES AND PERMITS	$ 175,790	$ 102,281	$ 186,937	$ 186,937
USE OF MONEY/PROPERTY	34,641	17,574	23,689	23,689
TOTAL REVENUE	**$ 210,431**	**$ 119,855**	**$ 210,626**	**$ 210,626**
OTHER FINANCING USES	$	$ 74,261	$ 78,000	$ 78,000
TOTAL EXPENDITURES/APPROPRIATIONS	**$**	**$ 74,261**	**$ 78,000**	**$ 78,000**
NET COST	**$ 210,431**	**$ 45,594**	**$ 132,626**	**$ 132,626**

State Controller Schedules County Budget Act January 2010	COUNTY OF KERN Detail of Financing Sources and Financing Uses Governmental Funds Fiscal Year 2010-11	Schedule 9

Budget Unit **3008-WHEELER RIDGE OVERPASS**
Function **PUBLIC WAYS & FACILITIES**
Activity **PUBLIC WAYS**

Detail by Revenue Category and Expenditure Object	Actual 2008-09	Actual 2009-10	CAO Recommended 2010-11	Adopted by the Board of Supervisors 2010-11
1	2	3	4	5
USE OF MONEY/PROPERTY	$ 36,870	$ 4,524	$	$ 61,395
INTERGOVERNMENTAL	2,690,948	1,391,887		
MISCELLANEOUS	1,621,955	590,000		
TOTAL REVENUE	**$ 4,349,773**	**$ 1,986,411**		**$ 61,395**
CAPITAL ASSETS	$ 4,613,274	$ 2,996,553	$	$
TOTAL EXPENDITURES/APPROPRIATIONS	**$ 4,613,274**	**$ 2,996,553**	**$**	**$**
NET COST	**$ (263,501)**	**$ (1,010,142)**	**$**	**$ 61,395**

State Controller Schedules County Budget Act January 2010	COUNTY OF KERN Detail of Financing Sources and Financing Uses Governmental Funds Fiscal Year 2010-11	Schedule 9

Budget Unit **3009-7TH STANDARD WIDENING**
Function **PUBLIC WAYS & FACILITIES**
Activity **PUBLIC WAYS**

Detail by Revenue Category and Expenditure Object	Actual 2008-09	Actual 2009-10	CAO Recommended 2010-11	Adopted by the Board of Supervisors 2010-11
1	2	3	4	5
USE OF MONEY/PROPERTY	$ 8,429	$ 14,416	$ 15,000	$ 37,845
INTERGOVERNMENTAL	590,538	7,737,261		
MISCELLANEOUS		1,201,064		
OTHER FINANCING SOURCES		10,421,202		
TOTAL REVENUE	**$ 598,967**	**$ 19,373,943**	**15,000**	**$ 37,845**
CAPITAL ASSETS	$ 2,526,841	$ 17,423,223	$	
TOTAL EXPENDITURES/APPROPRIATIONS	**$ 2,526,841**	**$ 17,423,223**	**$**	
NET COST	**$ (1,927,874)**	**$ 1,950,720**	**$ 15,000**	**$ 37,845**

State Controller Schedules County Budget Act January 2010	COUNTY OF KERN Detail of Financing Sources and Financing Uses Governmental Funds Fiscal Year 2010-11	Schedule 9

Budget Unit **3010-LOCAL TRANSPORTATION PROJECTS**
Function **PUBLIC WAYS & FACILITIES**
Activity **PUBLIC WAYS**

Detail by Revenue Category and Expenditure Object	Actual 2008-09	Actual 2009-10	CAO Recommended 2010-11	Adopted by the Board of Supervisors 2010-11
1	2	3	4	5
USE OF MONEY/PROPERTY	$	$ 4,887	$ 5,000	$ 9,886
MISCELLANEOUS		5,106,778		
TOTAL REVENUE	**$**	**$ 5,111,665**	**5,000**	**$ 9,886**
CAPITAL ASSETS	$	$ 5,106,778	$	$
TOTAL EXPENDITURES/APPROPRIATIONS	**$**	**$ 5,106,778**	**$**	**$**
NET COST	**$**	**$ 4,887**	**$ 5,000**	**$ 9,886**

State Controller Schedules County Budget Act January 2010	COUNTY OF KERN Detail of Financing Sources and Financing Uses Governmental Funds Fiscal Year 2010-11	Schedule 9

Budget Unit **3011-7TH STD ROAD WIDE-OP TRANS OUT**
Function **PUBLIC WAYS & FACILITIES**
Activity **PUBLIC WAYS**

Detail by Revenue Category and Expenditure Object	Actual 2008-09	Actual 2009-10	CAO Recommended 2010-11	Adopted by the Board of Supervisors 2010-11
1	2	3	4	5
MISCELLANEOUS	$	$ 5,106,112	$	$
TOTAL REVENUE	**$**	**$ 5,106,112**		**$**
OTHER FINANCING USES	$	$ 5,106,112	$	$
TOTAL EXPENDITURES/APPROPRIATIONS	**$**	**$ 5,106,112**	**$**	**$**
NET COST	**$**	**$**	**$**	**$**

State Controller Schedules County Budget Act January 2010	COUNTY OF KERN Detail of Financing Sources and Financing Uses Governmental Funds Fiscal Year 2010-11	Schedule 9

Budget Unit **3013-HAGEMAN ROAD SOG FUND**
Function **PUBLIC WAYS & FACILITIES**
Activity **PUBLIC WAYS**

Detail by Revenue Category and Expenditure Object	Actual 2008-09	Actual 2009-10	CAO Recommended 2010-11	Adopted by the Board of Supervisors 2010-11
1	2	3	4	5
USE OF MONEY/PROPERTY	$	$ 9,522	$	$
TOTAL REVENUE	**$**	**$ 9,522**		**$**
CAPITAL ASSETS	$	$	$	$
TOTAL EXPENDITURES/APPROPRIATIONS	**$**	**$**	**$**	**$**
NET COST	**$**	**$ 9,522**	**$**	**$**

Function:

HEALTH & SANITATION

State Controller Schedules County Budget Act January 2010	COUNTY OF KERN Detail of Financing Sources and Financing Uses Governmental Funds Fiscal Year 2010-11	Schedule 9

Budget Unit **4110-DEPARTMENT OF PUBLIC HEALTH**
Function **HEALTH & SANITATION**
Activity **HEALTH**

Detail by Revenue Category and Expenditure Object	Actual 2008-09	Actual 2009-10	CAO Recommended 2010-11	Adopted by the Board of Supervisors 2010-11
1	2	3	4	5
INTERGOVERNMENTAL	$ 20,804,680	$ 20,348,569	$ 22,474,118	$ 22,474,118
CHARGES FOR SERVICES	3,089,417	2,860,090	2,164,562	2,832,562
MISCELLANEOUS	128,626	90,981	62,030	62,030
OTHER FINANCING SOURCES	1,771,148	2,936,753	1,617,203	1,617,203
TOTAL REVENUE	**$ 25,793,871**	**$ 26,236,393**	**$ 26,317,913**	**$ 26,985,913**
SALARIES & EMPLOYEE BENEFITS	$ 26,981,252	$ 27,042,190	$ 25,022,631	$ 26,984,817
SERVICES & SUPPLIES	4,595,188	4,651,055	3,905,360	3,905,360
OTHER CHARGES	763,870	529,723	1,380,702	1,380,702
CAPITAL ASSETS		129,009		
EXPENDITURE TRANSFERS & REIMBS	(559,780)	(368,689)	(365,000)	(365,000)
TOTAL EXPENDITURES/APPROPRIATIONS	**$ 31,780,530**	**$ 31,983,288**	**$ 29,943,693**	**$ 31,905,879**
NET COST	**$ (5,986,659)**	**$ (5,746,895)**	**$ (3,625,780)**	**$ (4,919,966)**

State Controller Schedules County Budget Act January 2010	COUNTY OF KERN Detail of Financing Sources and Financing Uses Governmental Funds Fiscal Year 2010-11	Schedule 9

Budget Unit **4111-PUBLIC HEALTH MISCELLANEOUS TR**
Function **HEALTH & SANITATION**
Activity **HEALTH**

Detail by Revenue Category and Expenditure Object	Actual 2008-09	Actual 2009-10	CAO Recommended 2010-11	Adopted by the Board of Supervisors 2010-11
1	2	3	4	5
INTERGOVERNMENTAL	$	$ 29,055	$ 6,000	$ 6,000
CHARGES FOR SERVICES	(69,217)	32,331	64,022	64,022
MISCELLANEOUS	365	26,402	30,000	30,000
NON-REVENUE RECEIPTS	(32)			
TOTAL REVENUE	**$ (68,884)**	**$ 87,788**	**$ 100,022**	**$ 100,022**
OTHER FINANCING USES	$	$ 87,787	$ 100,022	$ 100,022
TOTAL EXPENDITURES/APPROPRIATIONS	**$**	**$ 87,787**	**$ 100,022**	**$ 100,022**
NET COST	**$ (68,884)**	**$ 1**	**$**	

State Controller Schedules County Budget Act January 2010	COUNTY OF KERN Detail of Financing Sources and Financing Uses Governmental Funds Fiscal Year 2010-11	Schedule 9

Budget Unit **4112-HEALTH-FAX DEATH CERTIFICATES**
Function **HEALTH & SANITATION**
Activity **HEALTH**

Detail by Revenue Category and Expenditure Object	Actual 2008-09	Actual 2009-10	CAO Recommended 2010-11	Adopted by the Board of Supervisors 2010-11
1	2	3	4	5
USE OF MONEY/PROPERTY	$ (6,752)	$ 5,529	$ 60	$ 60
MISCELLANEOUS			1,940	1,940
TOTAL REVENUE	**$ (6,752)**	**$ 5,529**	**$ 2,000**	**$ 2,000**
OTHER FINANCING USES	$	$ 5,529	$ 2,000	$ 2,000
TOTAL EXPENDITURES/APPROPRIATIONS	**$**	**$ 5,529**	**$ 2,000**	**$ 2,000**
NET COST	**$ (6,752)**	**$**	**$**	

State Controller Schedules County Budget Act January 2010	COUNTY OF KERN Detail of Financing Sources and Financing Uses Governmental Funds Fiscal Year 2010-11	Schedule 9

Budget Unit **4113-ENVIRONMENT HEALTH**
Function **HEALTH & SANITATION**
Activity **HEALTH**

Detail by Revenue Category and Expenditure Object	Actual 2008-09	Actual 2009-10	CAO Recommended 2010-11	Adopted by the Board of Supervisors 2010-11
1	2	3	4	5
LICENSES AND PERMITS	$ 2,760,040	$ 2,640,719	$ 2,830,000	$ 2,830,000
FINES AND FORFEITURES	141,514	(7,898)	10,000	10,000
INTERGOVERNMENTAL	298,295	01	78,946	78,946
CHARGES FOR SERVICES	3,533,883	3,277,504	3,425,100	3,425,100
MISCELLANEOUS	4,261	15,042	191,474	191,474
OTHER FINANCING SOURCES	1,233	10,763	870,001	951,001
TOTAL REVENUE	**$ 6,739,226**	**$ 5,936,131**	**$ 7,405,521**	**$ 7,486,521**
SALARIES & EMPLOYEE BENEFITS	$ 4,969,786	$ 5,121,644	$ 5,873,055	$ 5,873,055
SERVICES & SUPPLIES	920,898	906,498	1,532,466	1,613,466
CAPITAL ASSETS	7,204			
EXPENDITURE TRANSFERS & REIMBS	(5,920)	(2,240)		
TOTAL EXPENDITURES/APPROPRIATIONS	**$ 5,891,968**	**$ 6,025,902**	**$ 7,405,521**	**$ 7,486,521**
NET COST	**$ 847,258**	**$ (89,771)**	**$**	

COUNTY OF KERN
Detail of Financing Sources and Financing Uses
Governmental Funds
Fiscal Year 2010-11

Budget Unit **4114-HEALTH-LOCAL OPTION TRUST**
Function **HEALTH & SANITATION**
Activity **HEALTH**

Detail by Revenue Category and Expenditure Object	Actual 2008-09	Actual 2009-10	CAO Recommended 2010-11	Adopted by the Board of Supervisors 2010-11
1	2	3	4	5
USE OF MONEY/PROPERTY	$ 892	$ 600	$ 500	$ 500
CHARGES FOR SERVICES	6,122	6,250	20,000	20,000
TOTAL REVENUE	**$ 7,014**	**$ 6,850**	**$ 20,500**	**$ 20,500**
OTHER FINANCING USES	$	$ 10,763	$ 20,000	$ 20,000
TOTAL EXPENDITURES/APPROPRIATIONS	**$**	**$ 10,763**	**$ 20,000**	**$ 20,000**
NET COST	**$ 7,014**	**$ (3,913)**	**$ 500**	**$ 500**

State Controller Schedules County Budget Act January 2010	COUNTY OF KERN Detail of Financing Sources and Financing Uses Governmental Funds Fiscal Year 2010-11	Schedule 9

Budget Unit **4115-HLTH-STATE L.U.S.T. PROG TRUST**
Function **HEALTH & SANITATION**
Activity **HEALTH**

Detail by Revenue Category and Expenditure Object	Actual 2008-09	Actual 2009-10	CAO Recommended 2010-11	Adopted by the Board of Supervisors 2010-11
1	2	3	4	5
CHARGES FOR SERVICES	$ 64,202	$ 40,171	$ 200,000	$ 200,000
TOTAL REVENUE	**$ 64,202**	**$ 40,171**	**$ 200,000**	**$ 200,000**
OTHER FINANCING USES	$	$	$ 200,000	$ 200,000
TOTAL EXPENDITURES/APPROPRIATIONS	**$**	**$**	**$ 200,000**	**$ 200,000**
NET COST	**$ 64,202**	**$ 40,171**	**$**	

State Controller Schedules County Budget Act January 2010	COUNTY OF KERN Detail of Financing Sources and Financing Uses Governmental Funds Fiscal Year 2010-11	Schedule 9

Budget Unit **4116-RMA-HAZARDOUS WASTE SETTLEMNTS**
Function **HEALTH & SANITATION**
Activity **HEALTH**

Detail by Revenue Category and Expenditure Object	Actual 2008-09	Actual 2009-10	CAO Recommended 2010-11	Adopted by the Board of Supervisors 2010-11
1	2	3	4	5
FINES AND FORFEITURES	$ 410,544	$ 170,497	$ 150,000	$ 150,000
CHARGES FOR SERVICES		167		
TOTAL REVENUE	**$ 410,544**	**$ 170,664**	**$ 150,000**	**$ 150,000**
OTHER FINANCING USES	$	$	$ 150,000	$ 231,000
TOTAL EXPENDITURES/APPROPRIATIONS	**$**	**$**	**$ 150,000**	**$ 231,000**
NET COST	**$ 410,544**	**$ 170,664**	**$**	**$ (81,000)**

State Controller Schedules County Budget Act January 2010	COUNTY OF KERN Detail of Financing Sources and Financing Uses Governmental Funds Fiscal Year 2010-11	Schedule 9

Budget Unit **4117-SOLID WASTE ENFORCEMENT TRUST**
Function **HEALTH & SANITATION**
Activity **HEALTH**

Detail by Revenue Category and Expenditure Object	Actual 2008-09	Actual 2009-10	CAO Recommended 2010-11	Adopted by the Board of Supervisors 2010-11
1	2	3	4	5
CHARGES FOR SERVICES	$ 71,092	$ 230,106	$ 200,000	$ 200,000
NON-REVENUE RECEIPTS	1			
TOTAL REVENUE	**$ 71,093**	**$ 230,106**	**$ 200,000**	**$ 200,000**
OTHER FINANCING USES	$	$	$ 200,000	$ 200,000
TOTAL EXPENDITURES/APPROPRIATIONS	**$**	**$**	**$ 200,000**	**$ 200,000**
NET COST	**$ 71,093**	**$ 230,106**	**$**	

State Controller Schedules County Budget Act January 2010	COUNTY OF KERN Detail of Financing Sources and Financing Uses Governmental Funds Fiscal Year 2010-11	Schedule 9

Budget Unit **4118-VITAL & HEALTH STAT-CO. CLERK**
Function **HEALTH & SANITATION**
Activity **HEALTH**

Detail by Revenue Category and Expenditure Object	Actual 2008-09	Actual 2009-10	CAO Recommended 2010-11	Adopted by the Board of Supervisors 2010-11
1	2	3	4	5
CHARGES FOR SERVICES	$ 1,344	$ 1,417	$ 1,083	$ 1,083
TOTAL REVENUE	**$ 1,344**	**$ 1,417**	**$ 1,083**	**$ 1,083**
OTHER FINANCING USES	$ 2,720	$ 1,200	$ 1,200	$ 1,200
TOTAL EXPENDITURES/APPROPRIATIONS	**$ 2,720**	**$ 1,200**	**$ 1,200**	**$ 1,200**
NET COST	**$ (1,376)**	**$ 217**	**$ (117)**	**$ (117)**

State Controller Schedules County Budget Act January 2010	COUNTY OF KERN Detail of Financing Sources and Financing Uses Governmental Funds Fiscal Year 2010-11	Schedule 9

Budget Unit **4119-VITAL & HEALTH STAT-RECORDER**
Function **HEALTH & SANITATION**
Activity **HEALTH**

Detail by Revenue Category and Expenditure Object	Actual 2008-09	Actual 2009-10	CAO Recommended 2010-11	Adopted by the Board of Supervisors 2010-11
1	2	3	4	5
CHARGES FOR SERVICES	$ 100,645	$ 92,089	$ 98,900	$ 98,900
TOTAL REVENUE	**$ 100,645**	**$ 92,089**	**$ 98,900**	**$ 98,900**
OTHER FINANCING USES	$ 58,900	$ 104,255	$ 148,675	$ 148,675
TOTAL EXPENDITURES/APPROPRIATIONS	**$ 58,900**	**$ 104,255**	**$ 148,675**	**$ 148,675**
NET COST	**$ 41,745**	**$ (12,166)**	**$ (49,775)**	**$ (49,775)**

State Controller Schedules County Budget Act January 2010	COUNTY OF KERN Detail of Financing Sources and Financing Uses Governmental Funds Fiscal Year 2010-11	Schedule 9

Budget Unit **4120-MENTAL HEALTH**
Function **HEALTH & SANITATION**
Activity **HEALTH**

Detail by Revenue Category and Expenditure Object	Actual 2008-09	Actual 2009-10	CAO Recommended 2010-11	Adopted by the Board of Supervisors 2010-11
1	2	3	4	5
USE OF MONEY/PROPERTY	$ 250,625	$ 155,381	$ 250,000	$ 250,000
INTERGOVERNMENTAL	22,017,091	27,291,775	23,129,957	23,129,957
CHARGES FOR SERVICES	32,871,307	25,051,133	26,933,024	26,933,024
MISCELLANEOUS	62,466	121,079	199,115	199,115
OTHER FINANCING SOURCES	40,981,745	40,289,112	45,591,109	45,594,258
TOTAL REVENUE	**$ 96,183,234**	**$ 92,908,480**	**$ 96,103,205**	**$ 96,106,354**
APPROPRIATION FR CONTINGENCIES	$	$	$ 2,620,960	$ 10,356,838
SALARIES & EMPLOYEE BENEFITS	43,547,801	42,215,068	43,377,669	43,377,669
SERVICES & SUPPLIES	37,626,099	34,539,936	41,773,929	41,777,078
OTHER CHARGES	10,527,362	9,622,183	13,207,780	13,207,780
CAPITAL ASSETS		42,799	18,000	18,000
OTHER FINANCING USES	438,200			
TOTAL EXPENDITURES/APPROPRIATIONS	**$ 92,139,462**	**$ 86,419,986**	**$ 100,998,338**	**$ 108,737,365**
NET COST	**$ 4,043,772**	**$ 6,488,494**	**$ (4,895,133)**	**$ (12,631,011)**

State Controller Schedules County Budget Act January 2010	COUNTY OF KERN Detail of Financing Sources and Financing Uses Governmental Funds Fiscal Year 2010-11	Schedule 9

Budget Unit **4123-M.H.-SUBSTANCE ABUSE PROGRAM**
Function **HEALTH & SANITATION**
Activity **HEALTH**

Detail by Revenue Category and Expenditure Object	Actual 2008-09	Actual 2009-10	CAO Recommended 2010-11	Adopted by the Board of Supervisors 2010-11
1	2	3	4	5
INTERGOVERNMENTAL	$ 7,631,410	$ 7,602,964	$ 7,354,395	$ 7,354,395
CHARGES FOR SERVICES	4,660,114	2,035,748	2,683,279	2,683,279
MISCELLANEOUS	26,535	26,329	40,000	40,000
OTHER FINANCING SOURCES	2,677,970	1,469,041	609,822	609,822
TOTAL REVENUE	**$ 14,996,029**	**$ 11,134,082**	**$ 10,687,496**	**$ 10,687,496**
SALARIES & EMPLOYEE BENEFITS	$ 5,295,228	$ 4,818,738	$ 4,727,899	$ 4,727,899
SERVICES & SUPPLIES	9,591,876	6,306,813	5,749,331	5,749,331
OTHER CHARGES	150,638	571,373	210,266	210,266
TOTAL EXPENDITURES/APPROPRIATIONS	**$ 15,037,742**	**$ 11,696,924**	**$ 10,687,496**	**$ 10,687,496**
NET COST	**$ (41,713)**	**$ (562,842)**	**$**	

State Controller Schedules County Budget Act January 2010	COUNTY OF KERN Detail of Financing Sources and Financing Uses Governmental Funds Fiscal Year 2010-11	Schedule 9

Budget Unit **4124-ALCOHOLISM PROGRAM**
Function **HEALTH & SANITATION**
Activity **HEALTH**

Detail by Revenue Category and Expenditure Object	Actual 2008-09	Actual 2009-10	CAO Recommended 2010-11	Adopted by the Board of Supervisors 2010-11
1	2	3	4	5
FINES AND FORFEITURES	$ 119,551	$ 111,064	$ 191,800	$ 191,800
USE OF MONEY/PROPERTY	7,315	4,772	4,000	4,000
TOTAL REVENUE	**$ 126,866**	**$ 115,836**	**$ 195,800**	**$ 195,800**
OTHER FINANCING USES	$ 142,000	$ 191,880	$ 191,800	$ 191,800
TOTAL EXPENDITURES/APPROPRIATIONS	**$ 142,000**	**$ 191,880**	**$ 191,800**	**$ 191,800**
NET COST	**$ (15,134)**	**$ (76,044)**	**$ 4,000**	**$ 4,000**

State Controller Schedules County Budget Act January 2010	COUNTY OF KERN Detail of Financing Sources and Financing Uses Governmental Funds Fiscal Year 2010-11	Schedule 9

Budget Unit **4125-ALCOHOL ABUSE EDUCATION/PREV**
Function **HEALTH & SANITATION**
Activity **HEALTH**

Detail by Revenue Category and Expenditure Object	Actual 2008-09	Actual 2009-10	CAO Recommended 2010-11	Adopted by the Board of Supervisors 2010-11
1	2	3	4	5
FINES AND FORFEITURES	$ 104,399	$ 98,068	$ 78,000	$ 78,000
USE OF MONEY/PROPERTY	631	312		
TOTAL REVENUE	**$ 105,030**	**$ 98,380**	**$ 78,000**	**$ 78,000**
OTHER FINANCING USES	$ 93,750	$ 78,000	$ 78,000	$ 78,000
TOTAL EXPENDITURES/APPROPRIATIONS	**$ 93,750**	**$ 78,000**	**$ 78,000**	**$ 78,000**
NET COST	**$ 11,280**	**$ 20,380**	**$**	

State Controller Schedules County Budget Act January 2010	COUNTY OF KERN Detail of Financing Sources and Financing Uses Governmental Funds Fiscal Year 2010-11	Schedule 9

Budget Unit **4126-DRUG PROGRAM**
Function **HEALTH & SANITATION**
Activity **HEALTH**

Detail by Revenue Category and Expenditure Object	Actual 2008-09	Actual 2009-10	CAO Recommended 2010-11	Adopted by the Board of Supervisors 2010-11
1	2	3	4	5
FINES AND FORFEITURES	$ 41,179	$ 30,071	$ 22,000	$ 22,000
USE OF MONEY/PROPERTY	9,005	5,449	5,000	5,000
TOTAL REVENUE	**$ 50,184**	**$ 35,520**	**$ 27,000**	**$ 27,000**
OTHER FINANCING USES	$ 9,000	$ 22,000	$ 22,000	$ 22,000
TOTAL EXPENDITURES/APPROPRIATIONS	**$ 9,000**	**$ 22,000**	**$ 22,000**	**$ 22,000**
NET COST	**$ 41,184**	**$ 13,520**	**$ 5,000**	**$ 5,000**

State Controller Schedules County Budget Act January 2010	COUNTY OF KERN Detail of Financing Sources and Financing Uses Governmental Funds Fiscal Year 2010-11	Schedule 9

Budget Unit **4127-CONTRIBUTION FOR MENTAL HEALTH**
Function **HEALTH & SANITATION**
Activity **HEALTH**

Detail by Revenue Category and Expenditure Object	Actual 2008-09	Actual 2009-10	CAO Recommended 2010-11	Adopted by the Board of Supervisors 2010-11
1	2	3	4	5
INTERGOVERNMENTAL	$ 22,291,600	$ 20,891,753	$ 20,500,000	$ 20,500,000
TOTAL REVENUE	**$ 22,291,600**	**$ 20,891,753**	**$ 20,500,000**	**$ 20,500,000**
OTHER FINANCING USES	$ 23,192,588	$ 21,992,741	$ 21,589,147	$ 21,589,147
TOTAL EXPENDITURES/APPROPRIATIONS	**$ 23,192,588**	**$ 21,992,741**	**$ 21,589,147**	**$ 21,589,147**
NET COST	**$ (900,988)**	**$ (1,100,988)**	**$ (1,089,147)**	**$ (1,089,147)**

State Controller Schedules County Budget Act January 2010	COUNTY OF KERN Detail of Financing Sources and Financing Uses Governmental Funds Fiscal Year 2010-11	Schedule 9

Budget Unit **4128-MH-PROP 36 SUB A & CRIME PREV**
Function **HEALTH & SANITATION**
Activity **HEALTH**

Detail by Revenue Category and Expenditure Object	Actual 2008-09	Actual 2009-10	CAO Recommended 2010-11	Adopted by the Board of Supervisors 2010-11
1	2	3	4	5
USE OF MONEY/PROPERTY	$ 35,573	$ 2,850	$	$
INTERGOVERNMENTAL	1,988,797	31,819		
CHARGES FOR SERVICES	536	436		
TOTAL REVENUE	**$ 2,024,906**	**$ 35,105**	**$**	**$**
OTHER FINANCING USES	$ 2,306,989	$ 853,627	$	$
TOTAL EXPENDITURES/APPROPRIATIONS	**$ 2,306,989**	**$ 853,627**	**$**	**$**
NET COST	**$ (282,083)**	**$ (818,522)**	**$**	**$**

State Controller Schedules County Budget Act January 2010	COUNTY OF KERN Detail of Financing Sources and Financing Uses Governmental Funds Fiscal Year 2010-11	Schedule 9

Budget Unit **4129-KCIRT TRUST FUND**
Function **HEALTH & SANITATION**
Activity **HEALTH**

Detail by Revenue Category and Expenditure Object	Actual 2008-09	Actual 2009-10	CAO Recommended 2010-11	Adopted by the Board of Supervisors 2010-11
1	2	3	4	5
USE OF MONEY/PROPERTY	$ 146	$ 54	$	$
MISCELLANEOUS	2,900			
TOTAL REVENUE	**$ 3,046**	**$ 54**	**$**	**$**
OTHER FINANCING USES	$ 4,912	$	$	$ 3,149
TOTAL EXPENDITURES/APPROPRIATIONS	**$ 4,912**	**$**	**$**	**$ 3,149**
NET COST	**$ (1,866)**	**$ 54**	**$**	**$ (3,149)**

State Controller Schedules County Budget Act January 2010	COUNTY OF KERN Detail of Financing Sources and Financing Uses Governmental Funds Fiscal Year 2010-11	Schedule 9

Budget Unit **4130-MENTAL HEALTH SERVICES ACT**
Function **HEALTH & SANITATION**
Activity **HEALTH**

Detail by Revenue Category and Expenditure Object	Actual 2008-09	Actual 2009-10	CAO Recommended 2010-11	Adopted by the Board of Supervisors 2010-11
1	2	3	4	5
USE OF MONEY/PROPERTY	$ 277,669	$ 207,041	$ 120,000	$ 120,000
INTERGOVERNMENTAL	20,510,937	21,457,594	24,319,984	24,319,984
CHARGES FOR SERVICES	2,852,910			
TOTAL REVENUE	**$ 23,641,516**	**$ 21,664,635**	**$ 24,439,984**	**$ 24,439,984**
OTHER FINANCING USES	$ 19,126,545	$ 18,626,667	$ 24,319,984	$ 24,319,984
TOTAL EXPENDITURES/APPROPRIATIONS	**$ 19,126,545**	**$ 18,626,667**	**$ 24,319,984**	**$ 24,319,984**
NET COST	**$ 4,514,971**	**$ 3,037,968**	**$ 120,000**	**$ 120,000**

State Controller Schedules County Budget Act January 2010	COUNTY OF KERN Detail of Financing Sources and Financing Uses Governmental Funds Fiscal Year 2010-11	Schedule 9

Budget Unit **4131-MHSA PRUDENT RESERVE**
Function **HEALTH & SANITATION**
Activity **HEALTH**

Detail by Revenue Category and Expenditure Object	Actual 2008-09	Actual 2009-10	CAO Recommended 2010-11	Adopted by the Board of Supervisors 2010-11
1	2	3	4	5
USE OF MONEY/PROPERTY	$ 22,441	$ 108,159	$	$
INTERGOVERNMENTAL		7,757,551		
OTHER FINANCING SOURCES	1,212,437			
TOTAL REVENUE	**$ 1,234,878**	**$ 7,865,710**	**$**	**$**
CAPITAL ASSETS	$	$	$	$
TOTAL EXPENDITURES/APPROPRIATIONS	**$**	**$**	**$**	**$**
NET COST	**$ 1,234,878**	**$ 7,865,710**	**$**	**$**

State Controller Schedules County Budget Act January 2010	COUNTY OF KERN Detail of Financing Sources and Financing Uses Governmental Funds Fiscal Year 2010-11	Schedule 9

Budget Unit **4132-H1N1 PUB HLTH EMERG RESPONSE**
Function **HEALTH & SANITATION**
Activity **HEALTH**

Detail by Revenue Category and Expenditure Object	Actual 2008-09	Actual 2009-10	CAO Recommended 2010-11	Adopted by the Board of Supervisors 2010-11
1	2	3	4	5
USE OF MONEY/PROPERTY	$	$ 891	$	$ 400
INTERGOVERNMENTAL		1,885,719		132,600
TOTAL REVENUE	**$**	**$ 1,886,610**	**$**	**$ 133,000**
OTHER FINANCING USES	$	$ 1,886,610	$	$ 133,000
TOTAL EXPENDITURES/APPROPRIATIONS	**$**	**$ 1,886,610**	**$**	**$ 133,000**
NET COST	**$**	**$**	**$**	**$**

State Controller Schedules County Budget Act January 2010	COUNTY OF KERN Detail of Financing Sources and Financing Uses Governmental Funds Fiscal Year 2010-11	Schedule 9

Budget Unit **4136-HEALTH-MAA/TCM TRUST**
Function **HEALTH & SANITATION**
Activity **HEALTH**

Detail by Revenue Category and Expenditure Object	Actual 2008-09	Actual 2009-10	CAO Recommended 2010-11	Adopted by the Board of Supervisors 2010-11
1	2	3	4	5
USE OF MONEY/PROPERTY	$ 2	$	$	$
INTERGOVERNMENTAL			100,000	100,000
TOTAL REVENUE	**$ 2**	**$**	**100,000**	**$ 100,000**
OTHER FINANCING USES	$	$ 2	$ 100,000	$ 100,000
TOTAL EXPENDITURES/APPROPRIATIONS	**$**	**$ 2**	**$ 100,000**	**$ 100,000**
NET COST	**$ 2**	**$ (2)**	**$**	

State Controller Schedules County Budget Act January 2010	COUNTY OF KERN Detail of Financing Sources and Financing Uses Governmental Funds Fiscal Year 2010-11	Schedule 9

Budget Unit **4137-CHILD RESTRAINT LOANER PRG**
Function **HEALTH & SANITATION**
Activity **HEALTH**

Detail by Revenue Category and Expenditure Object	Actual 2008-09	Actual 2009-10	CAO Recommended 2010-11	Adopted by the Board of Supervisors 2010-11
1	2	3	4	5
CHARGES FOR SERVICES	$	$ 25,087	$ 36,783	$ 36,783
TOTAL REVENUE	**$**	**$ 25,087**	**$ 36,783**	**$ 36,783**
OTHER FINANCING USES	$	$ 94,372	$ 36,783	$ 36,783
TOTAL EXPENDITURES/APPROPRIATIONS	**$**	**$ 94,372**	**$ 36,783**	**$ 36,783**
NET COST	**$**	**$ (69,285)**	**$**	**$**

State Controller Schedules County Budget Act January 2010	COUNTY OF KERN Detail of Financing Sources and Financing Uses Governmental Funds Fiscal Year 2010-11	Schedule 9

Budget Unit **4138-HEALTH-NNFP TRUST**
Function **HEALTH & SANITATION**
Activity **HEALTH**

Detail by Revenue Category and Expenditure Object	Actual 2008-09	Actual 2009-10	CAO Recommended 2010-11	Adopted by the Board of Supervisors 2010-11
1	2	3	4	5
USE OF MONEY/PROPERTY	$ 2,830	$ 2,290	$ 6,898	$ 6,898
CHARGES FOR SERVICES	109,936	100,000	100,000	100,000
TOTAL REVENUE	**$ 112,766**	**$ 102,290**	**$ 106,898**	**$ 106,898**
OTHER FINANCING USES	$ 124,347	$ 102,289	$ 106,898	$ 106,898
TOTAL EXPENDITURES/APPROPRIATIONS	**$ 124,347**	**$ 102,289**	**$ 106,898**	**$ 106,898**
NET COST	**$ (11,581)**	**$ 1**	**$**	

State Controller Schedules County Budget Act January 2010	COUNTY OF KERN Detail of Financing Sources and Financing Uses Governmental Funds Fiscal Year 2010-11	Schedule 9

Budget Unit **4139-HEALTH-BIO TERRORISM GRANT**
Function **HEALTH & SANITATION**
Activity **HEALTH**

Detail by Revenue Category and Expenditure Object	Actual 2008-09	Actual 2009-10	CAO Recommended 2010-11	Adopted by the Board of Supervisors 2010-11
1	2	3	4	5
USE OF MONEY/PROPERTY	$	$ 21,934	$ 14,000	$ 14,000
INTERGOVERNMENTAL	932,009	953,631	1,065,000	1,121,808
TOTAL REVENUE	**$ 932,009**	**$ 975,565**	**$ 1,079,000**	**$ 1,135,808**
OTHER FINANCING USES	$ 928,679	$ 1,035,703	$ 1,079,000	$ 1,079,000
TOTAL EXPENDITURES/APPROPRIATIONS	**$ 928,679**	**$ 1,035,703**	**$ 1,079,000**	**$ 1,079,000**
NET COST	**$ 3,330**	**$ (60,138)**	**$**	**$ 56,808**

State Controller Schedules County Budget Act January 2010	COUNTY OF KERN Detail of Financing Sources and Financing Uses Governmental Funds Fiscal Year 2010-11	Schedule 9

Budget Unit **4140-TOBACCO EDUCATION CONTROL PROG**
Function **HEALTH & SANITATION**
Activity **HEALTH**

Detail by Revenue Category and Expenditure Object	Actual 2008-09	Actual 2009-10	CAO Recommended 2010-11	Adopted by the Board of Supervisors 2010-11
1	2	3	4	5
USE OF MONEY/PROPERTY	$	$	$ 3,500	$ 3,500
INTERGOVERNMENTAL	200,875	184,109	300,000	300,000
TOTAL REVENUE	**$ 200,875**	**$ 184,109**	**$ 303,500**	**$ 303,500**
OTHER FINANCING USES	$ 203,477	$ 184,109	$ 300,001	$ 300,001
TOTAL EXPENDITURES/APPROPRIATIONS	**$ 203,477**	**$ 184,109**	**$ 300,001**	**$ 300,001**
NET COST	**$ (2,602)**	**$**	**$ 3,499**	**$ 3,499**

State Controller Schedules County Budget Act January 2010	COUNTY OF KERN Detail of Financing Sources and Financing Uses Governmental Funds Fiscal Year 2010-11	Schedule 9

Budget Unit **4141-VITAL & HEALTH STAT-HEALTH DPT**
Function **HEALTH & SANITATION**
Activity **HEALTH**

Detail by Revenue Category and Expenditure Object	Actual 2008-09	Actual 2009-10	CAO Recommended 2010-11	Adopted by the Board of Supervisors 2010-11
1	2	3	4	5
MISCELLANEOUS	$ (81,316)	$ 54,752	$ 59,500	$ 59,500
TOTAL REVENUE	**$ (81,316)**	**$ 54,752**	**$ 59,500**	**$ 59,500**
OTHER FINANCING USES	$	$ 55,000	$ 59,500	$ 59,500
TOTAL EXPENDITURES/APPROPRIATIONS	**$**	**$ 55,000**	**$ 59,500**	**$ 59,500**
NET COST	**$ (81,316)**	**$ (248)**	**$**	

State Controller Schedules County Budget Act January 2010	COUNTY OF KERN Detail of Financing Sources and Financing Uses Governmental Funds Fiscal Year 2010-11	Schedule 9

Budget Unit **4200-EMERGENCY MEDICAL SERVICES**
Function **HEALTH & SANITATION**
Activity **HOSPITAL CARE**

Detail by Revenue Category and Expenditure Object	Actual 2008-09	Actual 2009-10	CAO Recommended 2010-11	Adopted by the Board of Supervisors 2010-11
1	2	3	4	5
LICENSES AND PERMITS	$ 136,326	$ 151,675	$ 116,729	$ 116,729
INTERGOVERNMENTAL	259,323	375,400	378,983	394,583
CHARGES FOR SERVICES	156,210	154,619	166,060	166,060
MISCELLANEOUS	453	716	400	400
OTHER FINANCING SOURCES	293,081	330,938	432,863	432,863
TOTAL REVENUE	**$ 845,393**	**$ 1,013,348**	**$ 1,095,035**	**$ 1,110,635**
SALARIES & EMPLOYEE BENEFITS	$ 876,474	$ 893,363	$ 760,009	$ 760,009
SERVICES & SUPPLIES	223,918	217,141	393,518	409,118
OTHER FINANCING USES				255,367
TOTAL EXPENDITURES/APPROPRIATIONS	**$ 1,100,392**	**$ 1,110,504**	**$ 1,153,527**	**$ 1,424,494**
NET COST	**$ (254,999)**	**$ (97,156)**	**$ (58,492)**	**$ (313,859)**

State Controller Schedules County Budget Act January 2010	COUNTY OF KERN Detail of Financing Sources and Financing Uses Governmental Funds Fiscal Year 2010-11	Schedule 9

Budget Unit **4201-EMERGENCY MEDICAL PAYMENTS**
Function **HEALTH & SANITATION**
Activity **HOSPITAL CARE**

Detail by Revenue Category and Expenditure Object	Actual 2008-09	Actual 2009-10	CAO Recommended 2010-11	Adopted by the Board of Supervisors 2010-11
1	2	3	4	5
FINES AND FORFEITURES	$ 1,750,021	$ 1,876,693	$ 1,540,000	$ 1,540,000
USE OF MONEY/PROPERTY	7,332	7,911	11,000	11,000
INTERGOVERNMENTAL	279,071	315,921		
MISCELLANEOUS	438	11,195		
NON-REVENUE RECEIPTS	(01)			
TOTAL REVENUE	**$ 2,036,861**	**$ 2,211,720**	**$ 1,551,000**	**$ 1,551,000**
SERVICES & SUPPLIES	$ 1,745,070	$ 1,668,981	$ 1,158,597	$ 1,158,597
OTHER FINANCING USES	360,919	391,235	392,403	392,403
TOTAL EXPENDITURES/APPROPRIATIONS	**$ 2,105,989**	**$ 2,060,216**	**$ 1,551,000**	**$ 1,551,000**
NET COST	**$ (69,128)**	**$ 151,504**	**$**	

State Controller Schedules County Budget Act January 2010	COUNTY OF KERN Detail of Financing Sources and Financing Uses Governmental Funds Fiscal Year 2010-11	Schedule 9

Budget Unit **4202-KMC ENTERPRISE FUND-CO CONTRI**
Function **HEALTH & SANITATION**
Activity **HOSPITAL CARE**

Detail by Revenue Category and Expenditure Object	Actual 2008-09	Actual 2009-10	CAO Recommended 2010-11	Adopted by the Board of Supervisors 2010-11
1	2	3	4	5
INTERGOVERNMENTAL	$ 15,778,203	$ 15,170,363	$ 14,383,490	$ 14,383,490
CHARGES FOR SERVICES	275,320	388,999	350,000	350,000
TOTAL REVENUE	**$ 16,053,523**	**$ 15,559,362**	**$ 14,733,490**	**$ 14,733,490**
OTHER FINANCING USES	$ 35,642,168	$ 32,607,363	$ 30,951,883	$ 34,820,490
TOTAL EXPENDITURES/APPROPRIATIONS	**$ 35,642,168**	**$ 32,607,363**	**$ 30,951,883**	**$ 34,820,490**
NET COST	**$ (19,588,645)**	**$ (17,048,001)**	**$ (16,218,393)**	**$ (20,087,000)**

State Controller Schedules County Budget Act January 2010	COUNTY OF KERN Detail of Financing Sources and Financing Uses Governmental Funds Fiscal Year 2010-11	Schedule 9

Budget Unit **4203-AMBULANCE SERVICE PAYMENTS**
Function **HEALTH & SANITATION**
Activity **HOSPITAL CARE**

Detail by Revenue Category and Expenditure Object	Actual 2008-09	Actual 2009-10	CAO Recommended 2010-11	Adopted by the Board of Supervisors 2010-11
1	2	3	4	5
OTHER FINANCING SOURCES	$ 71,328	$ 71,000	$ 34,538	$ 34,538
TOTAL REVENUE	**$ 71,328**	**$ 71,000**	**$ 34,538**	**$ 34,538**
SERVICES & SUPPLIES	$ 355,724	$	$	$
OTHER FINANCING USES		323,537	34,538	34,538
TOTAL EXPENDITURES/APPROPRIATIONS	**$ 355,724**	**$ 323,537**	**$ 34,538**	**$ 34,538**
NET COST	**$ (284,396)**	**$ (252,537)**	**$**	

State Controller Schedules County Budget Act January 2010	COUNTY OF KERN Detail of Financing Sources and Financing Uses Governmental Funds Fiscal Year 2010-11	Schedule 9

Budget Unit **4204-HOSPT PREPAREDNESS PRGRM GRANT**
Function **HEALTH & SANITATION**
Activity **HOSPITAL CARE**

Detail by Revenue Category and Expenditure Object	Actual 2008-09	Actual 2009-10	CAO Recommended 2010-11	Adopted by the Board of Supervisors 2010-11
1	2	3	4	5
USE OF MONEY/PROPERTY	$	$ 279	$	$ 150
INTERGOVERNMENTAL	18,576	(3,642)		63,498
TOTAL REVENUE	**$**	**$ (3,363)**	**$**	**$ 63,648**
OTHER FINANCING USES	$	$	$	$ 63,498
TOTAL EXPENDITURES/APPROPRIATIONS	**$**	**$**	**$**	**$ 63,498**
NET COST	**$**	**$ (3,363)**	**$**	**$ 150**

State Controller Schedules County Budget Act January 2010	COUNTY OF KERN Detail of Financing Sources and Financing Uses Governmental Funds Fiscal Year 2010-11	Schedule 9

Budget Unit **4205-EMS WEEK - DONATIONS TRUST**
Function **HEALTH & SANITATION**
Activity **HOSPITAL CARE**

Detail by Revenue Category and Expenditure Object	Actual 2008-09	Actual 2009-10	CAO Recommended 2010-11	Adopted by the Board of Supervisors 2010-11
1	2	3	4	5
USE OF MONEY/PROPERTY	$ 898	$ 422	$ 410	$ 410
MISCELLANEOUS	2,545	(250)	500	500
TOTAL REVENUE	**$ 3,443**	**$ 172**	**$ 910**	**$ 910**
OTHER FINANCING USES	$ 3,490	$	$ 500	$ 500
TOTAL EXPENDITURES/APPROPRIATIONS	**$ 3,490**	**$**	**$ 500**	**$ 500**
NET COST	**$ (47)**	**$ 172**	**$ 410**	**$ 410**

COUNTY OF KERN
Detail of Financing Sources and Financing Uses
Governmental Funds
Fiscal Year 2010-11

Budget Unit **4300-CALIFORNIA CHILDREN SERVICES**
Function **HEALTH & SANITATION**
Activity **CALIFORNIA CHILDREN SERVICES**

Detail by Revenue Category and Expenditure Object	Actual 2008-09	Actual 2009-10	CAO Recommended 2010-11	Adopted by the Board of Supervisors 2010-11
1	2	3	4	5
INTERGOVERNMENTAL	$ 6,615,478	$ 4,862,083	$ 6,951,272	$ 6,951,272
CHARGES FOR SERVICES	61,571	126,622	92,682	92,682
MISCELLANEOUS	6,217	3,694		
TOTAL REVENUE	**$ 6,683,266**	**$ 4,992,399**	**$ 7,043,954**	**$ 7,043,954**
SALARIES & EMPLOYEE BENEFITS	$ 5,378,893	$ 5,342,748	$ 5,992,704	$ 5,992,704
SERVICES & SUPPLIES	1,767,386	1,521,231	1,474,862	1,474,862
OTHER CHARGES	4,668	4,668	4,615	4,615
TOTAL EXPENDITURES/APPROPRIATIONS	**$ 7,150,947**	**$ 6,868,647**	**$ 7,472,181**	**$ 7,472,181**
NET COST	**$ (467,681)**	**$ (1,876,248)**	**$ (428,227)**	**$ (428,227)**

Function:

PUBLIC ASSISTANCE

State Controller Schedules County Budget Act January 2010	COUNTY OF KERN Detail of Financing Sources and Financing Uses Governmental Funds Fiscal Year 2010-11	Schedule 9

Budget Unit **5120-DEPT HUMAN SERVICES-ADM**
Function **PUBLIC ASSISTANCE**
Activity **ADMINISTRATION**

Detail by Revenue Category and Expenditure Object	Actual 2008-09	Actual 2009-10	CAO Recommended 2010-11	Adopted by the Board of Supervisors 2010-11
1	2	3	4	5
USE OF MONEY/PROPERTY	$ 172,100	$ 150,400	$ 171,870	$ 171,870
INTERGOVERNMENTAL	150,238,888	162,643,844	155,523,733	155,523,733
CHARGES FOR SERVICES	237,756	217,150	181,347	181,347
MISCELLANEOUS	216,590	96,543	92,118	92,118
OTHER FINANCING SOURCES	19,879,052	18,402,093	16,929,876	17,782,138
TOTAL REVENUE	**$ 170,744,386**	**$ 181,510,030**	**$ 172,898,944**	**$ 173,751,206**
APPROPRIATION FR CONTINGENCIES	$	$	$	$ 8,424,085
SALARIES & EMPLOYEE BENEFITS	118,538,294	120,649,968	118,501,662	119,353,924
SERVICES & SUPPLIES	54,047,061	46,469,590	54,269,980	54,269,980
OTHER CHARGES	1,924,678	3,068,734	2,510,018	2,510,018
CAPITAL ASSETS	272,832		306,486	306,486
TOTAL EXPENDITURES/APPROPRIATIONS	**$ 174,782,865**	**$ 170,188,292**	**$ 175,588,146**	**$ 184,864,493**
NET COST	**$ (4,038,479)**	**$ 11,321,738**	**$ (2,689,202)**	**$ (11,113,287)**

State Controller Schedules County Budget Act January 2010	COUNTY OF KERN Detail of Financing Sources and Financing Uses Governmental Funds Fiscal Year 2010-11	Schedule 9

Budget Unit **5121-CONTRIBUTION FOR HUMAN SERVICES**
Function **PUBLIC ASSISTANCE**
Activity **ADMINISTRATION**

Detail by Revenue Category and Expenditure Object	Actual 2008-09	Actual 2009-10	CAO Recommended 2010-11	Adopted by the Board of Supervisors 2010-11
1	2	3	4	5
INTERGOVERNMENTAL	$ 17,628,983	$ 17,272,266	$ 16,163,508	$ 16,163,508
TOTAL REVENUE	**$ 17,628,983**	**$ 17,272,266**	**$ 16,163,508**	**$ 16,163,508**
OTHER FINANCING USES	$ 44,151,498	$ 42,343,861	$ 51,373,427	$ 52,225,689
TOTAL EXPENDITURES/APPROPRIATIONS	**$ 44,151,498**	**$ 42,343,861**	**$ 51,373,427**	**$ 52,225,689**
NET COST	**$ (26,522,515)**	**$ (25,071,595)**	**$ (35,209,919)**	**$ (36,062,181)**

State Controller Schedules County Budget Act January 2010	COUNTY OF KERN Detail of Financing Sources and Financing Uses Governmental Funds Fiscal Year 2010-11	Schedule 9

Budget Unit **5122-WRAPAROUND SAVINGS TRUST FUND**
Function **PUBLIC ASSISTANCE**
Activity **ADMINISTRATION**

Detail by Revenue Category and Expenditure Object	Actual 2008-09	Actual 2009-10	CAO Recommended 2010-11	Adopted by the Board of Supervisors 2010-11
1	2	3	4	5
OTHER FINANCING SOURCES	$ 699,999	$ 1,704,096	$ 2,000,000	$ 2,000,000
TOTAL REVENUE	**$ 699,999**	**$ 1,704,096**	**$ 2,000,000**	**$ 2,000,000**
OTHER FINANCING USES	$ 700,000	$ 2,250,294	$ 2,000,000	$ 2,000,000
TOTAL EXPENDITURES/APPROPRIATIONS	**$ 700,000**	**$ 2,250,294**	**$ 2,000,000**	**$ 2,000,000**
NET COST	**$ (1)**	**$ (546,198)**	**$**	

State Controller Schedules County Budget Act January 2010	COUNTY OF KERN Detail of Financing Sources and Financing Uses Governmental Funds Fiscal Year 2010-11	Schedule 9

Budget Unit **5123-KERN CO CHILDREN'S TRUST FUND**
Function **PUBLIC ASSISTANCE**
Activity **ADMINISTRATION**

Detail by Revenue Category and Expenditure Object	Actual 2008-09	Actual 2009-10	CAO Recommended 2010-11	Adopted by the Board of Supervisors 2010-11
1	2	3	4	5
USE OF MONEY/PROPERTY	$ 20,471	$ 6,979	$ 20,800	$ 20,800
INTERGOVERNMENTAL	46,356	97,940	44,270	44,270
CHARGES FOR SERVICES	206,282	190,357	209,200	209,200
TOTAL REVENUE	**$ 273,109**	**$ 295,276**	**$ 274,270**	**$ 274,270**
SERVICES & SUPPLIES	$	$ 324,082	$ 633,951	$ 633,951
OTHER FINANCING USES	308,642			
TOTAL EXPENDITURES/APPROPRIATIONS	**$ 308,642**	**$ 324,082**	**$ 633,951**	**$ 633,951**
NET COST	**$ (35,533)**	**$ (28,806)**	**$ (359,681)**	**$ (359,681)**

State Controller Schedules County Budget Act January 2010	COUNTY OF KERN Detail of Financing Sources and Financing Uses Governmental Funds Fiscal Year 2010-11	Schedule 9

Budget Unit **5124-SHELTER CARE**
Function **PUBLIC ASSISTANCE**
Activity **ADMINISTRATION**

Detail by Revenue Category and Expenditure Object	Actual 2008-09	Actual 2009-10	CAO Recommended 2010-11	Adopted by the Board of Supervisors 2010-11
1	2	3	4	5
MISCELLANEOUS	$ 12,886	$ 11,047	$ 20,000	$ 20,000
NON-REVENUE RECEIPTS	1			
TOTAL REVENUE	**$ 12,887**	**$ 11,047**	**$ 20,000**	**$ 20,000**
SERVICES & SUPPLIES	$ 3,072	$ 6,283	$ 100,000	$ 100,000
TOTAL EXPENDITURES/APPROPRIATIONS	**$ 3,072**	**$ 6,283**	**$ 100,000**	**$ 100,000**
NET COST	**$ 9,815**	**$ 4,764**	**$ (80,000)**	**$ (80,000)**

State Controller Schedules County Budget Act January 2010	COUNTY OF KERN Detail of Financing Sources and Financing Uses Governmental Funds Fiscal Year 2010-11	Schedule 9

Budget Unit **5220-HUMAN SERVICES-DIRECT FIN AID**
Function **PUBLIC ASSISTANCE**
Activity **DIRECT FINANCIAL AID**

Detail by Revenue Category and Expenditure Object	Actual 2008-09	Actual 2009-10	CAO Recommended 2010-11	Adopted by the Board of Supervisors 2010-11
1	2	3	4	5
INTERGOVERNMENTAL	$ 160,132,658	$ 175,817,130	$ 187,533,774	$ 187,533,774
MISCELLANEOUS	2,603,212	2,565,416	2,042,662	2,042,662
OTHER FINANCING SOURCES	25,281,088	26,192,065	36,443,551	36,443,551
TOTAL REVENUE	**$ 188,016,958**	**$ 204,574,611**	**$ 226,019,987**	**$ 226,019,987**
APPROPRIATION FR CONTINGENCIES	$	$	$	$ 9,077,082
OTHER CHARGES	190,299,333	196,277,766	217,605,964	217,605,964
OTHER FINANCING USES	700,000	1,704,095	2,000,000	2,000,000
TOTAL EXPENDITURES/APPROPRIATIONS	**$ 190,999,333**	**$ 197,981,861**	**$ 219,605,964**	**$ 228,683,046**
NET COST	**$ (2,982,375)**	**$ 6,592,750**	**$ 6,414,023**	**$ (2,663,059)**

State Controller Schedules County Budget Act January 2010	COUNTY OF KERN Detail of Financing Sources and Financing Uses Governmental Funds Fiscal Year 2010-11	Schedule 9

Budget Unit **5510-VETERANS SERVICE**
Function **PUBLIC ASSISTANCE**
Activity **VETERANS SERVICES**

Detail by Revenue Category and Expenditure Object	Actual 2008-09	Actual 2009-10	CAO Recommended 2010-11	Adopted by the Board of Supervisors 2010-11
1	2	3	4	5
INTERGOVERNMENTAL	$ 133,320	$ 115,489	$ 120,000	$ 120,000
MISCELLANEOUS	129			
TOTAL REVENUE	**$ 133,449**	**$ 115,489**	**$ 120,000**	**$ 120,000**
SALARIES & EMPLOYEE BENEFITS	$ 711,068	$ 735,799	$ 632,107	$ 662,747
SERVICES & SUPPLIES	47,606	65,047	59,998	59,998
OTHER FINANCING USES				58,495
TOTAL EXPENDITURES/APPROPRIATIONS	**$ 758,674**	**$ 800,846**	**$ 692,105**	**$ 781,240**
NET COST	**$ (625,225)**	**$ (685,357)**	**$ (572,105)**	**$ (661,240)**

State Controller Schedules County Budget Act January 2010	COUNTY OF KERN Detail of Financing Sources and Financing Uses Governmental Funds Fiscal Year 2010-11	Schedule 9

Budget Unit **5610-AGING AND ADULT SERVICES DEPT**
Function **PUBLIC ASSISTANCE**
Activity **OTHER ASSISTANCE**

Detail by Revenue Category and Expenditure Object	Actual 2008-09	Actual 2009-10	CAO Recommended 2010-11	Adopted by the Board of Supervisors 2010-11
1	2	3	4	5
USE OF MONEY/PROPERTY	$ 8,795	$ 57,539	$ 52,000	$ 52,000
INTERGOVERNMENTAL	9,103,904	9,042,579	8,781,377	8,781,377
CHARGES FOR SERVICES	1,310,877	1,174,904	1,270,998	1,270,998
MISCELLANEOUS	262,537	258,235	261,100	261,100
OTHER FINANCING SOURCES	1,962,181	2,071,040	1,698,434	1,762,691
TOTAL REVENUE	**$ 12,648,294**	**$ 12,648,294**	**$ 12,648,294**	**$ 12,648,294**
APPROPRIATION FR CONTINGENCIES	$	$	$	$ 762,878
SALARIES & EMPLOYEE BENEFITS	8,259,598	8,026,765	8,302,481	8,366,738
SERVICES & SUPPLIES	3,724,592	3,657,938	3,339,994	3,339,994
OTHER CHARGES	474,984	469,793	708,169	708,169
CAPITAL ASSETS	9,463	45,535	23,760	23,760
TOTAL EXPENDITURES/APPROPRIATIONS	**$ 12,468,637**	**$ 12,200,031**	**$ 12,374,404**	**$ 13,201,539**
NET COST	**$ 179,657**	**$ 448,263**	**$ 273,890**	**$ (553,245)**

State Controller Schedules County Budget Act January 2010	COUNTY OF KERN Detail of Financing Sources and Financing Uses Governmental Funds Fiscal Year 2010-11	Schedule 9

Budget Unit **5611-CONTRIBUTION TO AGING AND ADULT**
Function **PUBLIC ASSISTANCE**
Activity **OTHER ASSISTANCE**

Detail by Revenue Category and Expenditure Object	Actual 2008-09	Actual 2009-10	CAO Recommended 2010-11	Adopted by the Board of Supervisors 2010-11
1	2	3	4	5
INTERGOVERNMENTAL	$ 544,025	$ 528,958	$ 498,637	$ 498,637
TOTAL REVENUE	**$ 544,025**	**$ 528,958**	**$ 498,637**	**$ 498,637**
OTHER FINANCING USES	$ 1,898,318	$ 1,952,442	$ 1,698,434	$ 1,762,691
TOTAL EXPENDITURES/APPROPRIATIONS	**$ 1,898,318**	**$ 1,952,442**	**$ 1,698,434**	**$ 1,762,691**
NET COST	**$ (1,354,293)**	**$ (1,423,484)**	**$ (1,199,797)**	**$ (1,264,054)**

State Controller Schedules County Budget Act January 2010	COUNTY OF KERN Detail of Financing Sources and Financing Uses Governmental Funds Fiscal Year 2010-11	Schedule 9

Budget Unit **5613-CDA ARRA SENIOR NUTRITION PRGM**
Function **PUBLIC ASSISTANCE**
Activity **OTHER ASSISTANCE**

Detail by Revenue Category and Expenditure Object	Actual 2008-09	Actual 2009-10	CAO Recommended 2010-11	Adopted by the Board of Supervisors 2010-11
1	2	3	4	5
INTERGOVERNMENTAL	$ 63,863	$ 118,597	$	$
TOTAL REVENUE	**$ 63,863**	**$ 118,597**	**$**	**$**
OTHER FINANCING USES	$ 63,863	$ 118,597	$	$
TOTAL EXPENDITURES/APPROPRIATIONS	**$ 63,863**	**$ 118,597**	**$**	**$**
NET COST	**$**	**$**	**$**	**$**

State Controller Schedules County Budget Act January 2010	COUNTY OF KERN Detail of Financing Sources and Financing Uses Governmental Funds Fiscal Year 2010-11	Schedule 9

Budget Unit **5810-IHSS COUNTY CONTRIBUTION**
Function **PUBLIC ASSISTANCE**
Activity **OTHER ASSISTANCE**

Detail by Revenue Category and Expenditure Object	Actual 2008-09	Actual 2009-10	CAO Recommended 2010-11	Adopted by the Board of Supervisors 2010-11
1	2	3	4	5
INTERGOVERNMENTAL	$ 5,834,322	$ 6,461,499	$ 6,094,887	$ 6,094,887
TOTAL REVENUE	**$ 5,834,322**	**$ 6,461,499**	**$ 6,094,887**	**$ 6,094,887**
OTHER FINANCING USES	$ 7,621,717	$ 6,155,645	$ 7,914,565	$ 7,914,565
TOTAL EXPENDITURES/APPROPRIATIONS	**$ 7,621,717**	**$ 6,155,645**	**$ 7,914,565**	**$ 7,914,565**
NET COST	**$ (1,787,395)**	**$ 305,854**	**$ (1,819,678)**	**$ (1,819,678)**

State Controller Schedules County Budget Act January 2010	COUNTY OF KERN Detail of Financing Sources and Financing Uses Governmental Funds Fiscal Year 2010-11	Schedule 9

Budget Unit **5923-EMP TRNG RESOURCE ADM & SERVCS**
Function **PUBLIC ASSISTANCE**
Activity **OTHER ASSISTANCE**

Detail by Revenue Category and Expenditure Object	Actual 2008-09	Actual 2009-10	CAO Recommended 2010-11	Adopted by the Board of Supervisors 2010-11
1	2	3	4	5
MISCELLANEOUS	$ 46	$ 32	$ 1,001	$ 1,001
OTHER FINANCING SOURCES	11,905,654	13,396,716	12,782,558	12,782,558
TOTAL REVENUE	**$ 11,905,700**	**$ 13,396,748**	**$ 12,783,559**	**$ 12,783,559**
SALARIES & EMPLOYEE BENEFITS	$ 8,647,538	$ 10,246,610	$ 9,806,271	$ 9,806,271
SERVICES & SUPPLIES	3,487,329	3,221,269	2,959,688	2,959,688
CAPITAL ASSETS	266,909	56,847	17,600	17,600
EXPENDITURE TRANSFERS & REIMBS	(166,469)	(127,979)		
TOTAL EXPENDITURES/APPROPRIATIONS	**$ 12,235,307**	**$ 13,396,747**	**$ 12,783,559**	**$ 12,783,559**
NET COST	**$ (329,607)**	**$ 1**	**$**	

State Controller Schedules County Budget Act January 2010	COUNTY OF KERN Detail of Financing Sources and Financing Uses Governmental Funds Fiscal Year 2010-11	Schedule 9

Budget Unit **5924-KC ARRA ETR**
Function **PUBLIC ASSISTANCE**
Activity **OTHER ASSISTANCE**

Detail by Revenue Category and Expenditure Object	Actual 2008-09	Actual 2009-10	CAO Recommended 2010-11	Adopted by the Board of Supervisors 2010-11
1	2	3	4	5
USE OF MONEY/PROPERTY	$	$ 858	$ 400	$ 400
INTERGOVERNMENTAL		13,388,710	2,254,310	2,254,310
TOTAL REVENUE	**$**	**$ 13,389,568**	**$ 2,254,710**	**$ 2,254,710**
OTHER FINANCING USES	$	$ 13,389,568	$ 2,254,710	$ 2,254,710
TOTAL EXPENDITURES/APPROPRIATIONS	**$**	**$ 13,389,568**	**$ 2,254,710**	**$ 2,254,710**
NET COST	**$**	**$**	**$**	**$**

State Controller Schedules County Budget Act January 2010	COUNTY OF KERN Detail of Financing Sources and Financing Uses Governmental Funds Fiscal Year 2010-11	Schedule 9

Budget Unit **5940-COMMUNITY DEVELOPMENT PROG AGY**
Function **PUBLIC ASSISTANCE**
Activity **OTHER ASSISTANCE**

Detail by Revenue Category and Expenditure Object	Actual 2008-09	Actual 2009-10	CAO Recommended 2010-11	Adopted by the Board of Supervisors 2010-11
1	2	3	4	5
INTERGOVERNMENTAL	$ (181,300)	$	$	$
OTHER FINANCING SOURCES	2,013,962	1,916,732	1,994,280	2,024,518
TOTAL REVENUE	**$ 1,832,662**	**$ 1,916,732**	**$ 1,994,280**	**$ 2,024,518**
SALARIES & EMPLOYEE BENEFITS	$ 1,611,254	$ 1,813,759	$ 1,666,985	$ 1,666,985
SERVICES & SUPPLIES	265,389	179,995	327,295	357,533
TOTAL EXPENDITURES/APPROPRIATIONS	**$ 1,876,643**	**$ 1,993,754**	**$ 1,994,280**	**$ 2,024,518**
NET COST	**$ (43,981)**	**$ (77,022)**	**$**	**$**

Function:

EDUCATION

State Controller Schedules County Budget Act January 2010	COUNTY OF KERN Detail of Financing Sources and Financing Uses Governmental Funds Fiscal Year 2010-11	Schedule 9

Budget Unit **6210-KERN COUNTY LIBRARY**
Function **EDUCATION**
Activity **EDUCATION**

Detail by Revenue Category and Expenditure Object	Actual 2008-09	Actual 2009-10	CAO Recommended 2010-11	Adopted by the Board of Supervisors 2010-11
1	2	3	4	5
USE OF MONEY/PROPERTY	$ 119,412	$ 101,032	$ 122,000	$ 122,000
INTERGOVERNMENTAL	318,852	297,976	292,976	292,976
CHARGES FOR SERVICES	341,872	309,144	344,580	344,580
MISCELLANEOUS	82,126	98,089	61,700	61,700
OTHER FINANCING SOURCES	131,664	150,000		
TOTAL REVENUE	**$ 993,926**	**$ 956,241**	**$ 821,256**	**$ 821,256**
SALARIES & EMPLOYEE BENEFITS	$ 7,199,255	$ 6,438,584	$ 5,654,823	$ 5,998,409
SERVICES & SUPPLIES	2,162,186	1,782,735	1,581,785	1,581,785
OTHER FINANCING USES				301,413
TOTAL EXPENDITURES/APPROPRIATIONS	**$ 9,361,441**	**$ 8,221,319**	**$ 7,236,608**	**$ 7,881,607**
NET COST	**$ (8,367,515)**	**$ (7,265,078)**	**$ (6,415,352)**	**$ (7,060,351)**

State Controller Schedules County Budget Act January 2010	COUNTY OF KERN Detail of Financing Sources and Financing Uses Governmental Funds Fiscal Year 2010-11	Schedule 9

Budget Unit **6211-KERN CO LIBRARY BOOK TRUST**
Function **EDUCATION**
Activity **EDUCATION**

Detail by Revenue Category and Expenditure Object	Actual 2008-09	Actual 2009-10	CAO Recommended 2010-11	Adopted by the Board of Supervisors 2010-11
1	2	3	4	5
USE OF MONEY/PROPERTY	$ 21,575	$ 13,331	$ 16,000	$ 16,000
MISCELLANEOUS	93,599	375,633	80,000	80,000
TOTAL REVENUE	**$ 115,174**	**$ 388,964**	**$ 96,000**	**$ 96,000**
OTHER FINANCING USES	$ 131,664	$ 150,000	$	
TOTAL EXPENDITURES/APPROPRIATIONS	**$ 131,664**	**$ 150,000**	**$**	
NET COST	**$ (16,490)**	**$ 238,964**	**$ 96,000**	**$ 96,000**

State Controller Schedules County Budget Act January 2010	COUNTY OF KERN Detail of Financing Sources and Financing Uses Governmental Funds Fiscal Year 2010-11	Schedule 9

Budget Unit **6310-FARM & HOME ADVISOR**
Function **EDUCATION**
Activity **EDUCATION**

Detail by Revenue Category and Expenditure Object	Actual 2008-09	Actual 2009-10	CAO Recommended 2010-11	Adopted by the Board of Supervisors 2010-11
1	2	3	4	5
CHARGES FOR SERVICES	$ 2,073	$ 2,641	$	$
MISCELLANEOUS	233	376	590	590
OTHER FINANCING SOURCES		401,375	12,934	12,934
TOTAL REVENUE	**$ 2,306**	**$ 404,392**	**$ 13,524**	**$ 13,524**
SALARIES & EMPLOYEE BENEFITS	$ 392,193	$ 386,777	$ 241,907	$ 262,247
SERVICES & SUPPLIES	188,219	547,323	151,408	151,408
OTHER FINANCING USES	6,206			154,185
TOTAL EXPENDITURES/APPROPRIATIONS	**$ 586,618**	**$ 934,100**	**$ 393,315**	**$ 567,840**
NET COST	**$ (584,312)**	**$ (529,708)**	**$ (379,791)**	**$ (554,316)**

State Controller Schedules County Budget Act January 2010	COUNTY OF KERN Detail of Financing Sources and Financing Uses Governmental Funds Fiscal Year 2010-11	Schedule 9

Budget Unit **6311-A-C FARM ADV AGRI RESEARCH TRS**
Function **EDUCATION**
Activity **EDUCATION**

Detail by Revenue Category and Expenditure Object	Actual 2008-09	Actual 2009-10	CAO Recommended 2010-11	Adopted by the Board of Supervisors 2010-11
1	2	3	4	5
USE OF MONEY/PROPERTY	$ 9,442	$ 6,085	$ 200	$ 200
TOTAL REVENUE	**$ 9,442**	**$ 6,085**	**$ 200**	**$ 200**
OTHER FINANCING USES	$	$ 401,375	$ 12,934	$ 12,934
TOTAL EXPENDITURES/APPROPRIATIONS	**$**	**$ 401,375**	**$ 12,934**	**$ 12,934**
NET COST	**$ 9,442**	**$ (395,290)**	**$ (12,734)**	**$ (12,734)**

Function:

RECREATION & CULTURAL SERVICES

State Controller Schedules County Budget Act January 2010	COUNTY OF KERN Detail of Financing Sources and Financing Uses Governmental Funds Fiscal Year 2010-11	Schedule 9

Budget Unit **7100-PARKS & RECREATION DEPARTMENT**
Function **RECREATION & CULTURE**
Activity **RECREATION FACILITIES**

Detail by Revenue Category and Expenditure Object	Actual 2008-09	Actual 2009-10	CAO Recommended 2010-11	Adopted by the Board of Supervisors 2010-11
1	2	3	4	5
FINES AND FORFEITURES	$ 23,863	$ 17,030	$ 30,900	$ 30,900
USE OF MONEY/PROPERTY	159,412	265,430	233,266	233,266
INTERGOVERNMENTAL	115,559	15,320		
CHARGES FOR SERVICES	2,179,070	1,787,037	1,962,288	1,962,288
MISCELLANEOUS	455,123	30,286	12,121	12,121
OTHER FINANCING SOURCES	351,674	338,649	253,000	253,000
NON-REVENUE RECEIPTS		116		
TOTAL REVENUE	**$ 3,284,701**	**$ 2,453,868**	**$ 2,491,575**	**$ 2,491,575**
SALARIES & EMPLOYEE BENEFITS	$ 9,929,704	$ 9,080,302	$ 7,884,136	$ 8,359,169
SERVICES & SUPPLIES	3,910,714	3,950,323	3,491,313	3,491,313
OTHER CHARGES	116,629	117,967	10,800	10,800
CAPITAL ASSETS	120,060	37,789		
EXPENDITURE TRANSFERS & REIMBS	(5,860)	(25)	(25,000)	(25,000)
TOTAL EXPENDITURES/APPROPRIATIONS	**$ 14,071,247**	**$ 13,186,356**	**$ 11,361,249**	**$ 11,836,282**
NET COST	**$ (10,786,546)**	**$ (10,732,488)**	**$ (8,869,674)**	**$ (9,344,707)**

State Controller Schedules County Budget Act January 2010	COUNTY OF KERN Detail of Financing Sources and Financing Uses Governmental Funds Fiscal Year 2010-11	Schedule 9

Budget Unit **7101-PARKS-TEHACHAPI MOUNTAIN FOREST**
Function **RECREATION & CULTURE**
Activity **RECREATION FACILITIES**

Detail by Revenue Category and Expenditure Object	Actual 2008-09	Actual 2009-10	CAO Recommended 2010-11	Adopted by the Board of Supervisors 2010-11
1	2	3	4	5
USE OF MONEY/PROPERTY	$ 3,777	$ 618	$ 1,500	$ 1,500
MISCELLANEOUS			1,000	1,000
TOTAL REVENUE	**$ 3,777**	**$ 618**	**$ 2,500**	**$ 2,500**
OTHER FINANCING USES	$ 115,000	$	$ 8,000	$ 8,000
TOTAL EXPENDITURES/APPROPRIATIONS	**$ 115,000**	**$**	**$ 8,000**	**$ 8,000**
NET COST	**$ (111,223)**	**$ 618**	**$ (5,500)**	**$ (5,500)**

State Controller Schedules County Budget Act January 2010	COUNTY OF KERN Detail of Financing Sources and Financing Uses Governmental Funds Fiscal Year 2010-11	Schedule 9

Budget Unit **7102-LITTER CLEAN UP**
Function **RECREATION & CULTURE**
Activity **RECREATION FACILITIES**

Detail by Revenue Category and Expenditure Object	Actual 2008-09	Actual 2009-10	CAO Recommended 2010-11	Adopted by the Board of Supervisors 2010-11
1	2	3	4	5
FINES AND FORFEITURES	$ 5,383	$ 5,892	$ 5,000	$ 5,000
TOTAL REVENUE	**$ 5,383**	**$ 5,892**	**$ 5,000**	**$ 5,000**
OTHER FINANCING USES	$ 4,000	$ 5,000	$ 5,000	$ 5,000
TOTAL EXPENDITURES/APPROPRIATIONS	**$ 4,000**	**$ 5,000**	**$ 5,000**	**$ 5,000**
NET COST	**$ 1,383**	**$ 892**	**$**	

State Controller Schedules County Budget Act January 2010	COUNTY OF KERN Detail of Financing Sources and Financing Uses Governmental Funds Fiscal Year 2010-11	Schedule 9

Budget Unit **7103-OFF HWY MV LIC**
Function **RECREATION & CULTURE**
Activity **RECREATION FACILITIES**

Detail by Revenue Category and Expenditure Object	Actual 2008-09	Actual 2009-10	CAO Recommended 2010-11	Adopted by the Board of Supervisors 2010-11
1	2	3	4	5
INTERGOVERNMENTAL	$ 157,367	$ 153,354	$ 150,000	$ 150,000
TOTAL REVENUE	**$ 157,367**	**$ 153,354**	**$ 150,000**	**$ 150,000**
OTHER FINANCING USES	$ 185,000	$ 248,875	$ 150,000	$ 150,000
TOTAL EXPENDITURES/APPROPRIATIONS	**$ 185,000**	**$ 248,875**	**$ 150,000**	**$ 150,000**
NET COST	**$ (27,633)**	**$ (95,521)**	**$**	

State Controller Schedules County Budget Act January 2010	COUNTY OF KERN Detail of Financing Sources and Financing Uses Governmental Funds Fiscal Year 2010-11	Schedule 9

Budget Unit **7104-PARKS-DERBY ACRES TRUST**
Function **RECREATION & CULTURE**
Activity **RECREATION FACILITIES**

Detail by Revenue Category and Expenditure Object	Actual 2008-09	Actual 2009-10	CAO Recommended 2010-11	Adopted by the Board of Supervisors 2010-11
1	2	3	4	5
TOTAL REVENUE	**$**	**$**	**$**	**$**
OTHER FINANCING USES	$ 30,000	$	$	$
TOTAL EXPENDITURES/APPROPRIATIONS	**$ 30,000**	**$**	**$**	**$**
NET COST	**$ (30,000)**	**$**	**$**	**$**

State Controller Schedules County Budget Act January 2010	COUNTY OF KERN Detail of Financing Sources and Financing Uses Governmental Funds Fiscal Year 2010-11	Schedule 9

Budget Unit **7105-PARCEL MAP IN-LIEU FEES TRUST**
Function **RECREATION & CULTURE**
Activity **RECREATION FACILITIES**

Detail by Revenue Category and Expenditure Object	Actual 2008-09	Actual 2009-10	CAO Recommended 2010-11	Adopted by the Board of Supervisors 2010-11
1	2	3	4	5
USE OF MONEY/PROPERTY	$ 37,210	$ 13,161	$ 29,250	$ 29,250
CHARGES FOR SERVICES	12,407	5,032	7,800	7,800
TOTAL REVENUE	**$ 49,617**	**$ 18,193**	**$ 37,050**	**$ 37,050**
OTHER FINANCING USES	$ 115,696	$ 56,783	$ 80,000	$ 80,000
TOTAL EXPENDITURES/APPROPRIATIONS	**$ 115,696**	**$ 56,783**	**$ 80,000**	**$ 80,000**
NET COST	**$ (66,079)**	**$ (38,590)**	**$ (42,950)**	**$ (42,950)**

Function:

DEBT SERVICES

State Controller Schedules County Budget Act January 2010	COUNTY OF KERN Detail of Financing Sources and Financing Uses Governmental Funds Fiscal Year 2010-11	Schedule 9

Budget Unit **8120-DEBT SERVICE - GENERAL FUND**
Function **DEBT SERVICE**
Activity **INTEREST**

Detail by Revenue Category and Expenditure Object	Actual 2008-09	Actual 2009-10	CAO Recommended 2010-11	Adopted by the Board of Supervisors 2010-11
1	2	3	4	5
USE OF MONEY/PROPERTY	$ 1,975,050	$ 3,331,800	$ 1,500,000	$ 1,500,000
OTHER FINANCING SOURCES	907,031	1,252,620	503,302	503,302
TOTAL REVENUE	**$ 2,882,081**	**$ 4,584,420**	**$ 2,003,302**	**$ 2,003,302**
SERVICES & SUPPLIES	$ 186,636	$ 301,366	$ 343,900	$ 343,900
OTHER CHARGES	7,380,263	7,291,768	6,375,932	6,375,932
TOTAL EXPENDITURES/APPROPRIATIONS	**$ 7,566,899**	**$ 7,593,134**	**$ 6,719,832**	**$ 6,719,832**
NET COST	**$ (4,684,818)**	**$ (3,008,714)**	**$ (4,716,530)**	**$ (4,716,530)**

State Controller Schedules County Budget Act January 2010	COUNTY OF KERN Detail of Financing Sources and Financing Uses Governmental Funds Fiscal Year 2010-11	Schedule 9

Budget Unit **8123-BELLE VISTA EST BOND REDEMPTN**
Function **DEBT SERVICE**
Activity **INTEREST**

Detail by Revenue Category and Expenditure Object	Actual 2008-09	Actual 2009-10	CAO Recommended 2010-11	Adopted by the Board of Supervisors 2010-11
1	2	3	4	5
TAXES	$ 17,368	$	$	$
USE OF MONEY/PROPERTY	181	89	90	90
CHARGES FOR SERVICES	(8)			
TOTAL REVENUE	**$ 17,541**	**$ 89**	**$ 90**	**$ 90**
OTHER CHARGES	$	$ 11,332	$	$
TOTAL EXPENDITURES/APPROPRIATIONS	**$**	**$ 11,332**	**$**	**$**
NET COST	**$ 17,541**	**$ (11,243)**	**$ 90**	**$ 90**

State Controller Schedules County Budget Act January 2010	COUNTY OF KERN Detail of Financing Sources and Financing Uses Governmental Funds Fiscal Year 2010-11	Schedule 9

Budget Unit **8124-SW SHAFTER W/PROJ BOND REDEMPT**
Function **DEBT SERVICE**
Activity **INTEREST**

Detail by Revenue Category and Expenditure Object	Actual 2008-09	Actual 2009-10	CAO Recommended 2010-11	Adopted by the Board of Supervisors 2010-11
1	2	3	4	5
TAXES	$ 10,220	$ 10,366	$ 10,220	$ 10,220
FINES AND FORFEITURES	128	168		
USE OF MONEY/PROPERTY	479	252		
CHARGES FOR SERVICES	(15)	(15)		
TOTAL REVENUE	**$ 10,812**	**$ 10,771**	**$ 10,220**	**$ 10,220**
OTHER CHARGES	$ 10,955	$ 10,825	$ 11,500	$ 11,500
TOTAL EXPENDITURES/APPROPRIATIONS	**$ 10,955**	**$ 10,825**	**$ 11,500**	**$ 11,500**
NET COST	**$ (143)**	**$ (54)**	**$ (1,280)**	**$ (1,280)**

State Controller Schedules County Budget Act January 2010	COUNTY OF KERN Detail of Financing Sources and Financing Uses Governmental Funds Fiscal Year 2010-11	Schedule 9

Budget Unit **8125-REXLAND ACRES BOND REDEMPTION**
Function **DEBT SERVICE**
Activity **INTEREST**

Detail by Revenue Category and Expenditure Object	Actual 2008-09	Actual 2009-10	CAO Recommended 2010-11	Adopted by the Board of Supervisors 2010-11
1	2	3	4	5
TAXES	$ 169,000	$ 177,666	$ 161,684	$ 161,684
FINES AND FORFEITURES	670	2,709		
USE OF MONEY/PROPERTY	2,022	1,144		
CHARGES FOR SERVICES	(122)	(123)		
TOTAL REVENUE	**$ 171,570**	**$ 181,396**	**$ 161,684**	**$ 161,684**
OTHER CHARGES	$ 163,751	$ 163,336	$ 170,000	$ 170,000
TOTAL EXPENDITURES/APPROPRIATIONS	**$ 163,751**	**$ 163,336**	**$ 170,000**	**$ 170,000**
NET COST	**$ 7,819**	**$ 18,060**	**$ (8,316)**	**$ (8,316)**

PUBLIC EMPLOYMENT

GRANT PROGRAM

State Controller Schedules
County Budget Act
January 2010

COUNTY OF KERN
Special Districts and Other Agencies Summary
Fiscal Year 2010-11

Schedule 12

District Name	Total Financing Sources				Total Financing Uses		
	Fund Balance	Decreases to	Additional	Total	Financing	Increases to	Total
1	2	3	4	5	6	7	8
PUBLIC EMPLOYMENT GRANT PROGRAMS							
29055 EMP TRNG RESOURCE-NON-WIA	$ 514,569	$	$ 26,000	$ 540,569	$ 300,000	$ 240,569	$ 540,569
29060 EMPLOYERS TRNG RESOURCE-WIA			24,036,555	24,036,555	24,036,555		24,036,555
TOTAL PUBLIC EMPLOYMENT GRANT PROGRAMS	**$ 514,569**	**$**	**$ 24,062,555**	**$ 24,577,124**	**$ 24,336,555**	**$ 240,569**	**$ 24,577,124**

Arithmetic Results				COL 2+3+4			COL 6+7
Totals Transferred From	SCH 13, COL 6	SCH 14, COL 4	SCH 15, COL 5	SCH 15, COL 5		SCH 14, COL 6	SCH 15, COL 5
Totals Transferred To	SCH 1, COL 2	SCH 1, COL 3	SCH 1, COL 4	SCH 1, COL 5	SCH 1, COL 6	SCH 1, COL 7	SCH 1, COL 8

State Controller Schedules | **COUNTY OF KERN** | **Schedule 13**
County Budget Act | **Fund Balance - Special Districts and Other Agencies**
January 2010 | **Fiscal Year 2010-11**

District Name	Total	Less: Fund Balance-Reserved/Designated			Fund Balance Unreserved/
		Encumbrances	General	Designations	
1	2	3	4	5	6
PUBLIC EMPLOYMENT GRANT PROGRAMS					
29055 EMP TRNG RESOURCE-NON-WIA	$ 595,595	$	$	$ 81,026	$ 514,569
29060 EMPLOYERS TRNG RESOURCE-WIA	1,409	1,409			
TOTAL PUBLIC EMPLOYMENT GRANT PROGRAMS	**$ 597,004**	**$ 1,409**	**$**	**$ 81,026**	**$ 514,569**

Arithimetic Results					COL 2-3-4-5
Totals Transferred From			SCH 14, COL 2	SCH 14, COL 2	
Totals Transferred To					SCH 1, COL 2

State Controller Schedules
County Budget Act
January 2010

COUNTY OF KERN
Special Districts and other Agencies
Reserves/Designations
Fiscal Year 2010-11

Schedule 14

District Name	Reserves/ Designations June 30, 2010	Decreases or Cancellations		Increases or New		Total Reserves/ Designations for the Budget Year
		CAO Recommended	Adopted by the Board of Supervisors	CAO Recommended	Adopted by the Board of Supervisors	
1	2	3	4	5	6	7
PUBLIC EMPLOYMENT GRANT PROGRAMS						
29055 EMP TRNG RESOURCE-NON-WIA						
2173 DESIG-GENERAL	$ 81,026	$	$	$ 274,000	$ 240,569	$ 321,595
TOTAL EMP TRNG RESOURCE-NON-WIA	**$ 81,026**	**$**	**$**	**$ 274,000**	**$ 240,569**	**$ 321,595**
29060 EMPLOYERS TRNG RESOURCE-WIA						
2173 DESIG-GENERAL	$	$	$	$	$	$
TOTAL EMPLOYERS TRNG RESOURCE-WIA	**$**	**$**	**$**	**$**	**$**	**$**
TOTAL PUBLIC EMPLOYMENT GRANT PROGRAMS	**$ 81,026**	**$**	**$**	**$ 274,000**	**$ 240,569**	**$ 321,595**
Arithmetic Results						COL 2-4&6
Total Transferred To	SCH 13, COL'S		SCH 12, COL 3		SCH 12, COL 7	

State Controller Schedules
County Budget Act
January 2010

COUNTY OF KERN
Special Districts and Other Agencies
Financing Sources and Uses by Budget Unit by Object
Fiscal Year 2010-11

Schedule 15

EMPLOYERS TRNG RESOURCE- JTPA
PUBLIC ASSISTANCE
PUBLIC EMPOYMENT GRANT PROGRAMS
Fund 29060
Budget Unit 8907

Detail by Revenue Category and Expenditure Object	Actual 2008-09	Actual 2009-10	CAO Recommended 2010-11	Adopted by the Board of Supervisors 2010-11
1	2	3	4	5
USE OF MONEY/PROPERTY	$ 5,140	$ 6,521	$ 8,500	$ 8,500
INTERGOVERNMENTAL	16,887,316	15,075,977	19,135,160	19,135,160
CHARGES FOR SERVICES	1,473,591	1,571,036	2,637,185	2,300,790
MISCELLANEOUS	46,986	1,581	1,000	1,000
OTHER FINANCING SOURCES		13,389,568	2,254,710	2,591,105
TOTAL REVENUE	**$ 18,413,033**	**$ 30,044,683**	**$ 24,036,555**	**$ 24,036,555**
SERVICES & SUPPLIES	$ 1,110,603	$ 1,887,357	$ 1,341,800	$ 1,341,800
OTHER CHARGES	7,015,740	14,284,611	9,962,197	9,962,197
OTHER FINANCING USES	11,905,595	13,396,716	12,732,558	12,732,558
TOTAL EXPENDITURES/APPROPRIATIONS	**$ 20,031,938**	**$ 29,568,684**	**$ 24,036,555**	**$ 24,036,555**
NET COST	**$ (1,618,905)**	**$ 475,999**	**$**	**$**

State Controller Schedules
County Budget Act
January 2010

COUNTY OF KERN
Special Districts and Other Agencies
Financing Sources and Uses by Budget Unit by Object
Fiscal Year 2010-11

Schedule 15

EMP TRNG RESOURCE-NON-JTPA
PUBLIC ASSISTANCE
PUBLIC EMPOYMENT GRANT PROGRAMS
Fund 29055
Budget Unit 8916

Detail by Revenue Category and Expenditure Object	Actual 2008-09	Actual 2009-10	CAO Recommended 2010-11	Adopted by the Board of Supervisors 2010-11
1	2	3	4	5
USE OF MONEY/PROPERTY	$ 14,986	$ 6,691	$ 15,000	$ 15,000
MISCELLANEOUS		56,000	10,000	10,000
OTHER FINANCING SOURCES	63	14	1,000	1,000
TOTAL REVENUE	**$ 15,049**	**$ 62,705**	**$ 26,000**	**$ 26,000**
SERVICES & SUPPLIES	$ 2,886	$ 2,135	$ 200,000	$ 200,000
OTHER CHARGES			50,000	50,000
OTHER FINANCING USES	58		50,000	50,000
TOTAL EXPENDITURES/APPROPRIATIONS	**$ 2,944**	**$ 2,135**	**$ 300,000**	**$ 300,000**
NET COST	**$ 12,105**	**$ 60,570**	**$ (274,000)**	**$ (274,000)**

THIS PAGE INTENTIONALLY LEFT BLANK

COMMUNITY DEVELOPMENT

GRANT PROGRAM

State Controller Schedules
County Budget Act
January 2010

COUNTY OF KERN
Special Districts and Other Agencies Summary
Fiscal Year 2010-11

Schedule 12

District Name	Total Financing Sources				Total Financing Uses		
	Fund Balance	Decreases to	Additional	Total	Financing	Increases to	Total
1	2	3	4	5	6	7	8
COMMUNITY DEVELOPMENT GRANT PROGRAMS							
24049 INDUSTRIAL DEV AUTHORITY PRGM	$ 18,244	$	$ 1,256	$ 19,500	$ 19,500	$	$ 19,500
26002 ARRA CD-HPRP GRANT			2,016,224	2,016,224	2,016,224		2,016,224
26003 ARRA CDBG-R GRANT			938,422	938,422	938,422		938,422
29074 CD-EMERGENCY SHELTER GRANT			379,802	379,802	379,802		379,802
29075 CD-NSP GRANT			9,814,150	9,814,150	9,814,150		9,814,150
29080 COMMUNITY DEVELOPMENT PROG TR	794		11,758,177	11,758,971	11,758,971		11,758,971
29085 COM DEV-ECON DEV REV LOAN FND	422,349			422,349	422,349		422,349
29086 CD-HOME INVESTMENT TRUST	35,870		7,720,269	7,756,139	7,756,139		7,756,139
29089 CD-OTHER FUNDING SOURCE							
TOTAL COMMUNITY DEVELOPMENT GRANT PROGRAMS	**$ 477,257**	**$**	**$ 32,628,300**	**$ 33,105,557**	**$ 33,105,557**	**$**	**$ 33,105,557**

Arithmetic Results				COL 2+3+4			COL 6+7
Totals Transferred From	SCH 13, COL 6	SCH 14, COL 4	SCH 15, COL 5	SCH 15, COL 5		SCH 14, COL 6	SCH 15, COL 5
Totals Transferred To	SCH 1, COL 2	SCH 1, COL 3	SCH 1, COL 4	SCH 1, COL 5	SCH 1, COL 6	SCH 1, COL 7	SCH 1, COL 8

State Controller Schedules
County Budget Act
January 2010

COUNTY OF KERN
Fund Balance - Special Districts and Other Agencies
Fiscal Year 2010-11

Schedule 13

District Name	Total	Less: Fund Balance-Reserved/Designated			Fund Balance Unreserved/
		Encumbrances	General	Designations	
1	2	3	4	5	6
COMMUNITY DEVELOPMENT GRANT PROGRAMS					
24049 INDUSTRIAL DEV AUTHORITY PRGM	$ 18,244	$	$	$	$ 18,244
26002 ARRA CD-HPRP GRANT					
26003 ARRA CDBG-R GRANT					
29074 CD-EMERGENCY SHELTER GRANT					
29075 CD-NSP GRANT					
29080 COMMUNITY DEVELOPMENT PROG TR	794				794
29085 COM DEV-ECON DEV REV LOAN FND	422,349				422,349
29086 CD-HOME INVESTMENT TRUST	35,870				35,870
29089 CD-OTHER FUNDING SOURCE	80,149			80,149	
TOTAL COMMUNITY DEVELOPMENT GRANT PROGRAMS	**$ 557,406**	**$**	**$**	**$ 80,149**	**$ 477,257**

Arithimetic Results					COL 2-3-4-5
Totals Transferred From			SCH 14, COL 2	SCH 14, COL 2	
Totals Transferred To					SCH 1, COL 2

State Controller Schedules
County Budget Act
January 2010

COUNTY OF KERN
Special Districts and Other Agencies
Financing Sources and Uses by Budget Unit by Object
Fiscal Year 2010-11

Schedule 15

COMMUNITY DEVELOPMENT PROG TR
PUBLIC ASSISTANCE
COMMUNITY DEVELOPMENT GRANT PROGRAMS
Fund 29080
Budget Unit 8920

Detail by Revenue Category and Expenditure Object	Actual 2008-09	Actual 2009-10	CAO Recommended 2010-11	Adopted by the Board of Supervisors 2010-11
1	2	3	4	5
INTERGOVERNMENTAL	$ 4,366,171	$ 5,563,012	$ 11,037,917	$ 11,588,177
MISCELLANEOUS	222,071	99,290	160,000	160,000
OTHER FINANCING SOURCES	3,814	1,020	10,000	10,000
TOTAL REVENUE	**$ 4,592,056**	**$ 5,663,322**	**$ 11,207,917**	**$ 11,758,177**
APPROPRIATION FR CONTINGENCIES	$	$	$ 1,705,181	$ 981,320
SERVICES & SUPPLIES	1,960,331	2,199,300	7,271,234	8,546,149
OTHER FINANCING USES	2,828,913	3,279,350	2,231,502	2,231,502
TOTAL EXPENDITURES/APPROPRIATIONS	**$ 4,789,244**	**$ 5,478,650**	**$ 11,207,917**	**$ 11,758,971**
NET COST	**$ (197,188)**	**$ 184,672**	**$**	**$ (794)**

State Controller Schedules
County Budget Act
January 2010

COUNTY OF KERN
Special Districts and Other Agencies
Financing Sources and Uses by Budget Unit by Object
Fiscal Year 2010-11

Schedule 15

COMM DEV-ECON DEV REV LOAN FND
PUBLIC ASSISTANCE
COMMUNITY DEVELOPMENT GRANT PROGRAMS
Fund 29085
Budget Unit 8921

Detail by Revenue Category and Expenditure Object	Actual 2008-09	Actual 2009-10	CAO Recommended 2010-11	Adopted by the Board of Supervisors 2010-11
1	2	3	4	5
TOTAL REVENUE	**$**	**$**	**$**	**$**
SERVICES & SUPPLIES	$	$	$ 422,349	$ 422,349
TOTAL EXPENDITURES/APPROPRIATIONS	**$**	**$**	**$ 422,349**	**$ 422,349**
NET COST	**$**	**$**	**$ (422,349)**	**$ (422,349)**

State Controller Schedules
County Budget Act
January 2010

COUNTY OF KERN
Special Districts and Other Agencies
Financing Sources and Uses by Budget Unit by Object
Fiscal Year 2010-11

Schedule 15

INDUSTRIAL DEVE AUTHORITY
PUBLIC ASSISTANCE
COMMUNITY DEVELOPMENT GRANT PROGRAMS
Fund 24049
Budget Unit 8925

Detail by Revenue Category and Expenditure Object	Actual 2008-09	Actual 2009-10	CAO Recommended 2010-11	Adopted by the Board of Supervisors 2010-11
1	2	3	4	5
USE OF MONEY/PROPERTY	$	$ 315	$ 1,200	$ 1,256
TOTAL REVENUE	**$**	**$ 315**	**$ 1,200**	**$ 1,256**
SERVICES & SUPPLIES	$	$	$ 19,500	$ 19,500
TOTAL EXPENDITURES/APPROPRIATIONS	**$**	**$**	**$ 19,500**	**$ 19,500**
NET COST	**$**	**$ 315**	**$ (18,300)**	**$ (18,244)**

State Controller Schedules
County Budget Act
January 2010

COUNTY OF KERN
Special Districts and Other Agencies
Financing Sources and Uses by Budget Unit by Object
Fiscal Year 2010-11

Schedule 15

CD= EMERGENCY SHELTER GRANT
PUBLIC ASSISTANCE
COMMUNITY DEVELOPMENT GRANT PROGRAMS
Fund 29074
Budget Unit 8932

Detail by Revenue Category and Expenditure Object	Actual 2008-09	Actual 2009-10	CAO Recommended 2010-11	Adopted by the Board of Supervisors 2010-11
1	2	3	4	5
USE OF MONEY/PROPERTY	$ (01)	$	$	$
INTERGOVERNMENTAL	243,427	304,996	359,236	379,802
TOTAL REVENUE	**$ 243,426**	**$ 304,996**	**$ 359,236**	**$ 379,802**
SERVICES & SUPPLIES	$ 232,657	$ 291,970	$ 348,107	$ 368,383
OTHER FINANCING USES	10,768	13,027	11,129	11,419
TOTAL EXPENDITURES/APPROPRIATIONS	**$ 243,425**	**$ 304,997**	**$ 359,236**	**$ 379,802**
NET COST	**$ 01**	**$ (01)**	**$**	**$**

State Controller Schedules
County Budget Act
January 2010

COUNTY OF KERN
Special Districts and Other Agencies
Financing Sources and Uses by Budget Unit by Object
Fiscal Year 2010-11

Schedule 15

CD-NSP GRANT
PUBLIC ASSISTANCE
COMMUNITY DEVELOPMENT GRANT PROGRAMS
Fund 29075
Budget Unit 8933

Detail by Revenue Category and Expenditure Object	Actual 2008-09	Actual 2009-10	CAO Recommended 2010-11	Adopted by the Board of Supervisors 2010-11
1	2	3	4	5
INTERGOVERNMENTAL	$ 52,456	$ 1,344,779	$ 11,051,546	$ 9,814,150
TOTAL REVENUE	**$ 52,456**	**$ 1,344,779**	**$ 11,051,546**	**$ 9,814,150**
APPROPRIATION FR CONTINGENCIES	$	$	$ 881,299	$ 302,526
SERVICES & SUPPLIES		1,178,376	10,090,247	9,431,624
OTHER FINANCING USES	52,456	166,403	80,000	80,000
TOTAL EXPENDITURES/APPROPRIATIONS	**$ 52,456**	**$ 1,344,779**	**$ 11,051,546**	**$ 9,814,150**
NET COST	**$**	**$**	**$**	**$**

State Controller Schedules
County Budget Act
January 2010

COUNTY OF KERN
Special Districts and Other Agencies
Financing Sources and Uses by Budget Unit by Object
Fiscal Year 2010-11

Schedule 15

ARRA CD-HPRP
PUBLIC ASSISTANCE
COMMUNITY DEVELOPMENT GRANT PROGRAMS
Fund 26002
Budget Unit 8934

Detail by Revenue Category and Expenditure Object	Actual 2008-09	Actual 2009-10	CAO Recommended 2010-11	Adopted by the Board of Supervisors 2010-11
1	2	3	4	5
INTERGOVERNMENTAL	$	$ 60,281	$ 2,026,503	$ 2,016,224
TOTAL REVENUE	**$**	**$ 60,281**	**$ 2,026,503**	**$ 2,016,224**
SERVICES & SUPPLIES	$	$ 30,219	$ 1,972,678	$ 1,636,064
OTHER FINANCING USES		30,060	53,825	380,160
TOTAL EXPENDITURES/APPROPRIATIONS	**$**	**$ 60,279**	**$ 2,026,503**	**$ 2,016,224**
NET COST	**$**	**$ 02**	**$**	**$**

State Controller Schedules
County Budget Act
January 2010

COUNTY OF KERN
Special Districts and Other Agencies
Financing Sources and Uses by Budget Unit by Object
Fiscal Year 2010-11

Schedule 15

ARRA CDBG-R GRANT
PUBLIC ASSISTANCE
COMMUNITY DEVELOPMENT GRANT PROGRAMS
Fund 26003
Budget Unit 8935

Detail by Revenue Category and Expenditure Object	Actual 2008-09	Actual 2009-10	CAO Recommended 2010-11	Adopted by the Board of Supervisors 2010-11
1	2	3	4	5
INTERGOVERNMENTAL	$	$ 419,517	$ 773,286	$ 938,422
TOTAL REVENUE	**$**	**$ 419,517**	**$ 773,286**	**$ 938,422**
SERVICES & SUPPLIES	$	$ 237,580	$ 592,297	$ 673,275
OTHER FINANCING USES		181,936	180,989	265,147
TOTAL EXPENDITURES/APPROPRIATIONS	**$**	**$ 419,516**	**$ 773,286**	**$ 938,422**
NET COST	**$**	**$ 01**	**$**	**$**

State Controller Schedules
County Budget Act
January 2010

COUNTY OF KERN
Special Districts and Other Agencies
Financing Sources and Uses by Budget Unit by Object
Fiscal Year 2010-11

Schedule 15

CD-HOME INVESTMENT TRUST
PUBLIC ASSISTANCE
COMMUNITY DEVELOPMENT GRANT PROGRAMS
Fund 29086
Budget Unit 8936

Detail by Revenue Category and Expenditure Object	Actual 2008-09	Actual 2009-10	CAO Recommended 2010-11	Adopted by the Board of Supervisors 2010-11
1	2	3	4	5
USE OF MONEY/PROPERTY	$ (01)	$	$	$
INTERGOVERNMENTAL	3,133,993	5,308,609	5,480,900	7,370,269
MISCELLANEOUS	279,410	180,482	350,000	350,000
TOTAL REVENUE	**$ 3,413,402**	**$ 5,489,091**	**$ 5,830,900**	**$ 7,720,269**
APPROPRIATION FR CONTINGENCIES	$	$	$ 790,475	$ 650,956
SERVICES & SUPPLIES	3,216,937	5,248,689	4,804,038	6,827,875
OTHER FINANCING USES	199,300	203,636	236,387	277,308
TOTAL EXPENDITURES/APPROPRIATIONS	**$ 3,416,237**	**$ 5,452,325**	**$ 5,830,900**	**$ 7,756,139**
NET COST	**$ (2,835)**	**$ 36,766**	**$**	**$ (35,870)**

INTERNAL SERVICE FUNDS

State Controller Schedules County Budget Act January 2010	COUNTY OF KERN Operation of Internal Service Fund Fiscal Year 2010-11			Schedule 10
			G.S. GARAGE INTERNAL SERV FUND INTERNAL SERVICE Fund 30012 Budget Unit 8950	
Operating Detail	Actual 2008-09	Actual 2009-10	CAO Recommended 2010-11	Adopted by the Board of Supervisors 2010-11
1	2	3	4	5
OPERATING REVENUES				
USE OF MONEY/PROPERTY	$ 74,651	$ 47,722	$ 50,000	$ 50,000
CHARGES FOR SERVICES	3,431,364	3,080,940	2,800,137	3,871,074
MISCELLANEOUS	52,196	26,278	27,500	27,500
TOTAL OPERATING REVENUES	**$ 3,558,211**	**$ 3,154,940**	**$ 2,877,637**	**$ 3,948,574**
OPERATING EXPENSES				
CONTINGENCIES	$	$	$ 30,000	$ 30,000
SALARIES AND BENEFITS	1,045,218	1,052,927	1,318,603	1,701,620
SERVICES AND SUPPLIES	1,014,491	974,763	1,158,436	1,467,166
OTHER CHARGES	200,275	860,788	968,683	923,683
TOTAL OPERATING EXPENSES	**$ 2,259,984**	**$ 2,888,478**	**$ 3,475,722**	**$ 4,122,469**
OPERATING INCOME(LOSS)	**$ 1,298,227**	**$ 266,462**	**$ (598,085)**	**$ (173,895)**
NON-OPERATING REVENUES (EXPENSES)				
OTHER NON-OPERATING REVENUE	$ 763,829	$ 672,808	$ 770,001	$ 725,101
GAIN/(LOSS) ON SALE OF CAPITAL ASSETS	42,415	25,945	30,000	30,000
TOTAL NON-OPERATING REVENUES (EXPENSES)	**$ 806,244**	**$ 698,753**	**$ 800,001**	**$ 755,101**
INCOME BEFORE CAPITAL CONTRIBUTIONS AND TRANSFERS	**$ 2,104,471**	**$ 965,215**	**$ 201,916**	**$ 581,206**
CHANGES IN NET ASSETS	**$ 2,104,471**	**$ 965,215**	**$ 201,916**	**$ 581,206**
CAPITAL ASSETS	$ 1,058,057	$ 581,549	$ 584,575	$ 584,575
NET ASSETS - BEGINNING BALANCE	$ 5,257,662	$ 5,898,522	$ 7,646,691	$ 7,646,691
ADJUSTMENTS TO RETAINED EARNINGS	$ (1,463,611)	$ 782,954	$ -	$ -

State Controller Schedules
County Budget Act
January 2010

COUNTY OF KERN
Operation of Internal Service Fund
Fiscal Year 2010-11

Schedule 10

G.S. GARAGE INTERNAL SERV FUND
INTERNAL SERVICE

Fund 30012
Budget Unit 8950

Operating Detail	Actual 2008-09	Actual 2009-10	CAO Recommended 2010-11	Adopted by the Board of Supervisors 2010-11
1	2	3	4	5
NET ASSETS - ENDING BALANCE	$ 5,898,522	$ 7,646,691	$ 7,848,607	$ 8,227,897
Revenues Tie To				SCH 1, COL 4
Expenses Tie To				SCH 1, COL 6
INCREASES TO RESERVES/DESIGNATIONS				
2162 DESIG-VEHICLE REPLACEMENT	$	$ 622,000	$	$ 1,082,652
TOTAL INCREASES TO RESERVES/DESIGNATIONS	**$**	**$ 622,000**	**$**	**$ 1,082,652**

State Controller Schedules
County Budget Act
January 2010

COUNTY OF KERN
Operation of Internal Service Fund
Fiscal Year 2010-11

Schedule 10

GROUP HEALTH SELF INS PROG-ISF
INTERNAL SERVICE

Fund 30010
Budget Unit 8960

Operating Detail	Actual 2008-09	Actual 2009-10	CAO Recommended 2010-11	Adopted by the Board of Supervisors 2010-11
1	2	3	4	5
OPERATING REVENUES				
USE OF MONEY/PROPERTY	$ 559,868	$ 550,653	$ 300,000	$ 300,000
INTERGOVERNMENTAL		23,908	3,000	3,000
CHARGES FOR SERVICES	135,595,125	116,399,490	105,124,056	105,124,056
MISCELLANEOUS	7,580	9,575	2,000	2,000
TOTAL OPERATING REVENUES	**$ 136,162,573**	**$ 116,983,626**	**$ 105,429,056**	**$ 105,429,056**
OPERATING EXPENSES				
CONTINGENCIES	$	$	$ 1,000,000	$ 1,000,000
SERVICES AND SUPPLIES	8,092,992	9,656,535	9,141,500	9,141,500
OTHER CHARGES	104,527,601	99,187,030	112,700,000	112,700,000
TOTAL OPERATING EXPENSES	**$ 112,620,593**	**$ 108,843,565**	**$ 122,841,500**	**$ 122,841,500**
OPERATING INCOME(LOSS)	**$ 23,541,980**	**$ 8,140,061**	**$ (17,412,444)**	**$ (17,412,444)**
INCOME BEFORE CAPITAL CONTRIBUTIONS AND TRANSFERS	**$ 23,541,980**	**$ 8,140,061**	**$ (17,412,444)**	**$ (17,412,444)**
CHANGES IN NET ASSETS	**$ 23,541,980**	**$ 8,140,061**	**$ (17,412,444)**	**$ (17,412,444)**
NET ASSETS - BEGINNING BALANCE	$ 9,360,130	$ 32,902,110	$ 41,792,171	$ 41,792,171
ADJUSTMENTS TO RETAINED EARNINGS	$	$ 750,000	$	$
NET ASSETS - ENDING BALANCE	$ 32,902,110	$ 41,792,171	$ 24,379,727	$ 24,379,727

Revenues Tie To				SCH 1, COL 4
Expenses Tie To				SCH 1, COL 6

State Controller Schedules
County Budget Act
January 2010

COUNTY OF KERN
Operation of Internal Service Fund
Fiscal Year 2010-11

Schedule 10

RETIREE GROUP HEALTH PROG ISF
INTERNAL SERVICE

Fund 30016
Budget Unit 8965

Operating Detail	Actual 2008-09	Actual 2009-10	CAO Recommended 2010-11	Adopted by the Board of Supervisors 2010-11
1	2	3	4	5
OPERATING REVENUES				
USE OF MONEY/PROPERTY	$ 862,585	$ 569,742	$ 500,000	$ 500,000
CHARGES FOR SERVICES	12,592,936	11,627,533	11,508,225	11,508,225
TOTAL OPERATING REVENUES	**$ 13,455,521**	**$ 12,197,275**	**$ 12,008,225**	**$ 12,008,225**
OPERATING EXPENSES				
CONTINGENCIES	$	$	$ 200,000	$ 200,000
SALARIES AND BENEFITS	5,742,884	6,523,971	7,270,073	7,270,073
SERVICES AND SUPPLIES	305,160	207,889	298,300	298,300
OTHER CHARGES	98,812	103,161	70,000	70,000
TOTAL OPERATING EXPENSES	**$ 6,146,856**	**$ 6,835,021**	**$ 7,838,373**	**$ 7,838,373**
OPERATING INCOME(LOSS)	**$ 7,308,665**	**$ 5,362,254**	**$ 4,169,852**	**$ 4,169,852**
INCOME BEFORE CAPITAL CONTRIBUTIONS AND TRANSFERS	**$ 7,308,665**	**$ 5,362,254**	**$ 4,169,852**	**$ 4,169,852**
CHANGES IN NET ASSETS	**$ 7,308,665**	**$ 5,362,254**	**$ 4,169,852**	**$ 4,169,852**
NET ASSETS - BEGINNING BALANCE	$ 27,203,112	$ 34,511,777	$ 39,874,634	$ 39,874,634
ADJUSTMENTS TO RETAINED EARNINGS	$	$ 603	$	$
NET ASSETS - ENDING BALANCE	$ 34,511,777	$ 39,874,634	$ 44,044,486	$ 44,044,486

Revenues Tie To				SCH 1, COL 4
Expenses Tie To				SCH 1, COL 6

State Controller Schedules County Budget Act January 2010	COUNTY OF KERN Operation of Internal Service Fund Fiscal Year 2010-11			Schedule 10
			LIABILITY INS SELF-INS PRG-ISF INTERNAL SERVICE Fund 30019 Budget Unit 8970	
Operating Detail	Actual 2008-09	Actual 2009-10	CAO Recommended 2010-11	Adopted by the Board of Supervisors 2010-11
1	2	3	4	5
OPERATING REVENUES				
USE OF MONEY/PROPERTY	$ 174,027	$ 107,494	$ 100,000	$ 100,000
CHARGES FOR SERVICES	5,947,000	6,026,212	6,300,144	6,300,144
MISCELLANEOUS	21,647	992	15,000	15,000
TOTAL OPERATING REVENUES	**$ 6,142,674**	**$ 6,134,698**	**$ 6,415,144**	**$ 6,415,144**
OPERATING EXPENSES				
SERVICES AND SUPPLIES	$ 3,937,790	$ 2,972,854	$ 4,213,096	$ 4,213,096
OTHER CHARGES	1,782,042	1,235,440	4,695,770	4,695,770
TOTAL OPERATING EXPENSES	**$ 5,719,832**	**$ 4,208,294**	**$ 8,908,866**	**$ 8,908,866**
OPERATING INCOME(LOSS)	**$ 422,842**	**$ 1,926,404**	**$ (2,493,722)**	**$ (2,493,722)**
NON-OPERATING REVENUES (EXPENSES)				
OTHER NON-OPERATING REVENUE	$	$ 70	$ 1,000	$ 1,000
TOTAL NON-OPERATING REVENUES (EXPENSES)	**$**	**$ 70**	**$ 1,000**	**$ 1,000**
INCOME BEFORE CAPITAL CONTRIBUTIONS AND TRANSFERS	**$ 422,842**	**$ 1,926,474**	**$ (2,492,722)**	**$ (2,492,722)**
CHANGES IN NET ASSETS	**$ 422,842**	**$ 1,926,474**	**$ (2,492,722)**	**$ (2,492,722)**
NET ASSETS - BEGINNING BALANCE	$ 5,032,087	$ 5,454,929	$ 7,381,403	$ 7,381,403
NET ASSETS - ENDING BALANCE	$ 5,454,929	$ 7,381,403	$ 4,888,681	$ 4,888,681
Revenues Tie To				SCH 1, COL 4
Expenses Tie To				SCH 1, COL 6

State Controller Schedules
County Budget Act
January 2010

COUNTY OF KERN
Operation of Internal Service Fund
Fiscal Year 2010-11

Schedule 10

UNEMPLOYMENT COMPENS PROG ISF
INTERNAL SERVICE

Fund 30015
Budget Unit 8980

Operating Detail	Actual 2008-09	Actual 2009-10	CAO Recommended 2010-11	Adopted by the Board of Supervisors 2010-11
1	2	3	4	5
OPERATING REVENUES				
USE OF MONEY/PROPERTY	$ 41,415	$ 54,045	$ 40,000	$ 40,000
CHARGES FOR SERVICES	2,753,741	7,266,078	8,004,283	8,004,283
TOTAL OPERATING REVENUES	**$ 2,795,156**	**$ 7,320,123**	**$ 8,044,283**	**$ 8,044,283**
OPERATING EXPENSES				
SERVICES AND SUPPLIES	$ 13,292	$ 14,944	$ 17,000	$ 17,000
OTHER CHARGES	3,387,044	6,749,999	8,031,433	8,031,433
TOTAL OPERATING EXPENSES	**$ 3,400,336**	**$ 6,764,943**	**$ 8,048,433**	**$ 8,048,433**
OPERATING INCOME(LOSS)	**$ (605,180)**	**$ 555,180**	**$ (4,150)**	**$ (4,150)**
INCOME BEFORE CAPITAL CONTRIBUTIONS AND TRANSFERS	**$ (605,180)**	**$ 555,180**	**$ (4,150)**	**$ (4,150)**
CHANGES IN NET ASSETS	**$ (605,180)**	**$ 555,180**	**$ (4,150)**	**$ (4,150)**
NET ASSETS - BEGINNING BALANCE	$ 47,927	$ (557,253)	$ (2,073)	$ (2,073)
NET ASSETS - ENDING BALANCE	$ (557,253)	$ (2,073)	$ (6,223)	$ (6,223)

Revenues Tie To				SCH 1, COL 4
Expenses Tie To				SCH 1, COL 6

State Controller Schedules
County Budget Act
January 2010

COUNTY OF KERN
Operation of Internal Service Fund
Fiscal Year 2010-11

Schedule 10

WORKERS COMP SELF-INS PROG-ISF
INTERNAL SERVICE

Fund 30018
Budget Unit 8990

Operating Detail	Actual 2008-09	Actual 2009-10	CAO Recommended 2010-11	Adopted by the Board of Supervisors 2010-11
1	2	3	4	5
OPERATING REVENUES				
USE OF MONEY/PROPERTY	$ 271,192	$ 165,950	$ 150,000	$ 150,000
CHARGES FOR SERVICES	17,561,000	16,654,870	15,105,990	15,105,990
MISCELLANEOUS	707,422	1,832,550	250,000	250,000
TOTAL OPERATING REVENUES	**$ 18,539,614**	**$ 18,653,370**	**$ 15,505,990**	**$ 15,505,990**
OPERATING EXPENSES				
SERVICES AND SUPPLIES	$ 4,137,917	$ 4,231,603	$ 5,136,714	$ 5,136,714
OTHER CHARGES	13,211,331	14,046,137	13,911,170	13,911,170
TOTAL OPERATING EXPENSES	**$ 17,349,248**	**$ 18,277,740**	**$ 19,047,884**	**$ 19,047,884**
OPERATING INCOME(LOSS)	**$ 1,190,366**	**$ 375,630**	**$ (3,541,894)**	**$ (3,541,894)**
NON-OPERATING REVENUES (EXPENSES)				
OTHER NON-OPERATING REVENUE	$ 20,352	$ 13,806	$ 5,000	$ 5,000
TOTAL NON-OPERATING REVENUES (EXPENSES)	**$ 20,352**	**$ 13,806**	**$ 5,000**	**$ 5,000**
INCOME BEFORE CAPITAL CONTRIBUTIONS AND TRANSFERS	**$ 1,210,718**	**$ 389,436**	**$ (3,536,894)**	**$ (3,536,894)**
CHANGES IN NET ASSETS	**$ 1,210,718**	**$ 389,436**	**$ (3,536,894)**	**$ (3,536,894)**
NET ASSETS - BEGINNING BALANCE	$ 6,800,835	$ 8,011,553	$ 8,400,619	$ 8,400,619
ADJUSTMENTS TO RETAINED EARNINGS	$	$ (370)	$	
NET ASSETS - ENDING BALANCE	$ 8,011,553	$ 8,400,619	$ 4,863,725	$ 4,863,725
Revenues Tie To				SCH 1, COL 4
Expenses Tie To				SCH 1, COL 6

THIS PAGE INTENTIONALLY LEFT BLANK

ENTERPRISE FUNDS

State Controller Schedules
County Budget Act
January 2010

COUNTY OF KERN
Operation of Enterprise Fund
Fiscal Year 2010-11

Schedule 11

GOLF COURSE ENTERPRISE FUND
ENTERPRISE

Fund 35020
Budget Unit 8991

Operating Detail	Actual 2008-09	Actual 2009-10	CAO Recommended 2010-11	Adopted by the Board of Supervisors 2010-11
1	2	3	4	5
OPERATING REVENUES				
USE OF MONEY/PROPERTY	$ 51,698	$ 29,479	$ 35,000	$ 35,000
CHARGES FOR SERVICES	420,597	467,759	470,000	470,000
TOTAL OPERATING REVENUES	**$ 472,295**	**$ 497,238**	**$ 505,000**	**$ 505,000**
OPERATING EXPENSES				
SERVICES AND SUPPLIES	$ 174,588	$ 308,271	$ 390,000	$ 390,000
OTHER CHARGES	270,511	258,544	224,655	224,655
TOTAL OPERATING EXPENSES	**$ 445,099**	**$ 566,815**	**$ 614,655**	**$ 614,655**
OPERATING INCOME(LOSS)	**$ 27,196**	**$ (69,577)**	**$ (109,655)**	**$ (109,655)**
NON-OPERATING REVENUES (EXPENSES)				
OTHER NON-OPERATING REVENUE	$	$	$ 148,500	$ 148,500
TOTAL NON-OPERATING REVENUES (EXPENSES)	**$**	**$**	**$ 148,500**	**$ 148,500**
INCOME BEFORE CAPITAL CONTRIBUTIONS AND TRANSFERS	**$ 27,196**	**$ (69,577)**	**$ 38,845**	**$ 38,845**
CHANGES IN NET ASSETS	**$ 27,196**	**$ (69,577)**	**$ 38,845**	**$ 38,845**
NET ASSETS - BEGINNING BALANCE	$ 4,809,738	$ 5,014,998	$ 5,280,147	$ 5,280,147
ADJUSTMENTS TO RETAINED EARNINGS	$ 178,064	$ 334,726	$ -	$ -
NET ASSETS - ENDING BALANCE	$ 5,014,998	$ 5,280,147	$ 5,318,992	$ 5,318,992

Revenues Tie To				SCH 1, COL 4
Expenses Tie To				SCH 1, COL 6

State Controller Schedules
County Budget Act
January 2010

COUNTY OF KERN
Operation of Enterprise Fund
Fiscal Year 2010-11

Schedule 11

Operating Detail	Actual 2008-09	Actual 2009-10	UNIVERSAL COLLECTION ENTERPRISE Fund 35052 Budget Unit 8992 CAO Recommended 2010-11	Adopted by the Board of Supervisors 2010-11
1	2	3	4	5
OPERATING REVENUES				
TAXES	$ 9,953,716	$ 10,338,898	$ 10,317,100	$ 10,317,100
FINES AND FORFEITURES	152,761	155,294	145,600	145,600
USE OF MONEY/PROPERTY	96,113	57,604	69,000	69,000
CHARGES FOR SERVICES	(8,201)	(8,220)	(9,230)	(9,230)
TOTAL OPERATING REVENUES	**$ 10,194,389**	**$ 10,543,576**	**$ 10,522,470**	**$ 10,522,470**
OPERATING EXPENSES				
SERVICES AND SUPPLIES	9,718,550	10,162,773	10,530,000	10,530,000
OTHER CHARGES	70,709	31,550	37,500	37,500
TOTAL OPERATING EXPENSES	**$ 9,789,259**	**$ 10,194,323**	**$ 10,567,500**	**$ 10,567,500**
OPERATING INCOME(LOSS)	**$ 405,130**	**$ 349,253**	**$ (45,030)**	**$ (45,030)**
CHANGES IN NET ASSETS	**$ 405,130**	**$ 349,253**	**$ (45,030)**	**$ (45,030)**
NET ASSETS - BEGINNING BALANCE	$ 1,051,264	$ 1,456,394	$ 1,805,647	$ 1,805,647
NET ASSETS - ENDING BALANCE	$ 1,456,394	$ 1,805,647	$ 1,760,617	$ 1,760,617

Revenues Tie To				SCH 1, COL 4
Expenses Tie To				SCH 1, COL 6

State Controller Schedules
County Budget Act
January 2010

COUNTY OF KERN
Operation of Enterprise Fund
Fiscal Year 2010-11

Schedule 11

AIRPORT ENTERPRISE FUND
PUBLIC WAYS & FACILITIES
TRANSPORTATION TERMINALS
Fund 35005
Budget Unit 8995

Operating Detail	Actual 2008-09	Actual 2009-10	CAO Recommended 2010-11	Adopted by the Board of Supervisors 2010-11
1	2	3	4	5
OPERATING REVENUES				
TAXES	$ 860,185	$ 838,327	$ 744,700	$ 744,700
USE OF MONEY/PROPERTY	2,759,091	2,741,919	2,708,496	2,708,496
INTERGOVERNMENTAL	72,369	2,504,192	138,000	145,405
CHARGES FOR SERVICES	141,749	142,003	130,200	130,200
MISCELLANEOUS	207,299	202,946	88,450	88,450
NON-REVENUE RECEIPTS	481			
TOTAL OPERATING REVENUES	**$ 4,041,174**	**$ 6,429,387**	**$ 3,809,846**	**$ 3,817,251**
OPERATING EXPENSES				
SALARIES AND BENEFITS	$ 2,126,133	$ 1,830,486	$ 1,655,971	$ 1,655,971
SERVICES AND SUPPLIES	1,753,038	1,631,444	1,486,162	1,486,162
OTHER CHARGES	4,484,902	4,354,534	5,172,833	5,172,833
NON-OPERATING EXPENSES		1,898,582	1,395,000	1,395,000
TOTAL OPERATING EXPENSES	**$ 8,364,073**	**$ 9,715,046**	**$ 9,709,966**	**$ 9,709,966**
OPERATING INCOME(LOSS)	**$ (4,322,899)**	**$ (3,285,659)**	**$ (5,900,120)**	**$ (5,892,715)**
NON-OPERATING REVENUES (EXPENSES)				
FINES, FORFEITURES & PENALTIES	$ 1,978	$ 354	$ 120	$ 120
AID FROM OTHER GOVTS	2,533,709	4,749,616	1,900,000	2,040,685
OTHER NON-OPERATING REVENUE	2,921,351		4,000,000	4,000,000
TOTAL NON-OPERATING REVENUES (EXPENSES)	**$ 5,457,038**	**$ 4,749,970**	**$ 5,900,120**	**$ 6,040,805**
INCOME BEFORE CAPITAL CONTRIBUTIONS AND TRANSFERS	**$ 1,134,139**	**$ 1,464,311**	**$**	**$ 148,090**
TRANSFERS- IN/(OUT)	$ (860,585)	$	$	
CHANGES IN NET ASSETS	**$ 273,554**	**$ 1,464,311**	**$**	**$ 148,090**

State Controller Schedules
County Budget Act
January 2010

COUNTY OF KERN
Operation of Enterprise Fund
Fiscal Year 2010-11

Schedule 11

AIRPORT ENTERPRISE FUND
PUBLIC WAYS & FACILITIES
TRANSPORTATION TERMINALS
Fund 35005
Budget Unit 8995

Operating Detail	Actual 2008-09	Actual 2009-10	CAO Recommended 2010-11	Adopted by the Board of Supervisors 2010-11
1	2	3	4	5
CAPITAL ASSETS	$ 1,481,386	$ 3,925,150	$	$ 148,090
NET ASSETS - BEGINNING BALANCE	$ 30,298,956	$ $ 26,937,665	$ $ 51,463,733	$ $ 51,463,733
ADJUSTMENTS TO RETAINED EARNINGS	$ (3,634,845)	$ 19,136,607	$	$
NET ASSETS - ENDING BALANCE	$ 26,937,665	$ 51,463,733	$ 51,463,733	$ 51,759,913

Revenues Tie To				SCH 1, COL 4
Expenses Tie To				SCH 1, COL 6

State Controller Schedules
County Budget Act
January 2010

COUNTY OF KERN
Operation of Enterprise Fund
Fiscal Year 2010-11

Schedule 11

KERN MEDICAL CENTER ENTERPRISE

Fund 35030
Budget Unit 8997

Operating Detail	Actual 2008-09	Actual 2009-10	CAO Recommended 2010-11	Adopted by the Board of Supervisors 2010-11
1	2	3	4	5
OPERATING REVENUES				
PATIENT REVENUE (NET)	$ 609,259,901	$ 615,881,325	$ 599,548,698	$ 599,548,698
DEDUCTIONS FROM REVENUE	(493,181,297)	(505,812,724)	(489,171,474)	(489,171,474)
USE OF MONEY/PROPERTY	98,001	47,795	22,575	22,575
INTERGOVERNMENTAL	112,648,967	103,566,259	107,962,000	107,962,000
CHARGES FOR SERVICES	5,336,323	1,236,293	5,207,461	5,207,461
MISCELLANEOUS	18,003,756	13,940,290	46,773,051	39,893,376
TOTAL OPERATING REVENUES	**$ 252,165,651**	**$ 228,859,238**	**$ 270,342,311**	**$ 263,462,636**
OPERATING EXPENSES				
SALARIES AND BENEFITS	$ 169,610,540	$ 174,919,969	$ 177,115,700	$ 177,984,307
SERVICES AND SUPPLIES	89,363,335	73,656,116	69,216,224	69,371,087
OTHER CHARGES	24,886,353	34,956,350	51,859,555	44,859,555
TOTAL OPERATING EXPENSES	**$ 283,860,228**	**$ 283,532,435**	**$ 298,191,479**	**$ 292,214,949**
OPERATING INCOME(LOSS)	**$ (31,694,577)**	**$ (54,673,197)**	**$ (27,849,168)**	**$ (28,752,313)**
NON-OPERATING REVENUES (EXPENSES)				
FINES, FORFEITURES & PENALTIES	$ 11,540	$ 13,878	$ 9,287	$ 9,287
OTHER NON-OPERATING REVENUE	2,635,150	3,956,267	4,660,000	4,660,000
TOTAL NON-OPERATING REVENUES (EXPENSES)	**$ 2,646,690**	**$ 3,970,145**	**$ 4,669,287**	**$ 4,669,287**
INCOME BEFORE CAPITAL CONTRIBUTIONS AND TRANSFERS	**$ (29,047,887)**	**$ (50,703,052)**	**$ (23,179,881)**	**$ (24,083,026)**
TRANSFERS- IN/(OUT)	$ 34,733,629	$ 35,020,373	$ 30,951,883	$ 34,855,028
CHANGES IN NET ASSETS	**$ 5,685,742**	**$ (15,682,679)**	**$ 7,772,002**	**$ 10,772,002**
CAPITAL ASSETS	$ 4,041,043	$ 3,240,927	$ 2,095,214	$ 7,772,002

State Controller Schedules
County Budget Act
January 2010

COUNTY OF KERN
Operation of Enterprise Fund
Fiscal Year 2010-11

Schedule 11

Operating Detail	Actual 2008-09	Actual 2009-10	KERN MEDICAL CENTER ENTERPRISE Fund 35030 Budget Unit 8997 CAO Recommended 2010-11	Adopted by the Board of Supervisors 2010-11
1	2	3	4	5
NET ASSETS - BEGINNING BALANCE	$ 736,537	$ 7,715,757	$ (31,795,231)	$ (31,795,231)
ADJUSTMENTS TO RETAINED EARNINGS	$ 1,293,478	$ (23,828,309)	$	$
NET ASSETS - ENDING BALANCE	$ 7,715,757	$ (31,795,231)	$ (21,928,015)	$ (13,251,227)

Revenues Tie To				SCH 1, COL 4
Expenses Tie To				SCH 1, COL 6

State Controller Schedules
County Budget Act
January 2010

COUNTY OF KERN
Operation of Enterprise Fund
Fiscal Year 2010-11

Schedule 11

Operating Detail	Actual 2008-09	Actual 2009-10	PUBLIC TRANSPORTATION ENTERPRISE Fund 35060 Budget Unit 8998 CAO Recommended 2010-11	Adopted by the Board of Supervisors 2010-11
1	2	3	4	5
OPERATING REVENUES				
USE OF MONEY/PROPERTY	$ 80,321	$ 62,696	$ 59,424	$ 59,424
INTERGOVERNMENTAL	1,423,271	1,291,053	2,227,157	2,227,157
CHARGES FOR SERVICES	764,877	735,096	692,000	692,000
MISCELLANEOUS	3,590	156,324		
TOTAL OPERATING REVENUES	**$ 2,272,059**	**$ 2,245,169**	**$ 2,978,581**	**$ 2,978,581**
OPERATING EXPENSES				
SALARIES AND BENEFITS	$ 325,119	$ 276,636	$ 346,002	$ 346,002
SERVICES AND SUPPLIES	5,805,598	5,914,654	6,272,312	6,272,312
OTHER CHARGES	660,965	715,512	777,661	777,661
TOTAL OPERATING EXPENSES	**$ 6,791,682**	**$ 6,906,802**	**$ 7,395,975**	**$ 7,395,975**
OPERATING INCOME(LOSS)	**$ (4,519,623)**	**$ (4,661,633)**	**$ (4,417,394)**	**$ (4,417,394)**
NON-OPERATING REVENUES (EXPENSES)				
TAXES AND ASSESSMENTS	$ 4,656,035	$ 5,209,399	$ 4,901,532	$ 4,901,532
OTHER NON-OPERATING REVENUE	633,401	679,460	713,061	713,061
GAIN/(LOSS) ON SALE OF CAPITAL ASSETS		10,823	1,000	1,000
TOTAL NON-OPERATING REVENUES (EXPENSES)	**$ 5,289,436**	**$ 5,899,682**	**$ 5,615,593**	**$ 5,615,593**
INCOME BEFORE CAPITAL CONTRIBUTIONS AND TRANSFERS	**$ 769,813**	**$ 1,238,049**	**$ 1,198,199**	**$ 1,198,199**
CHANGES IN NET ASSETS	**$ 769,813**	**$ 1,238,049**	**$ 1,198,199**	**$ 1,198,199**
CAPITAL ASSETS	$ 358,507	$ 973,011	$ 1,691,945	$ 1,691,945

State Controller Schedules
County Budget Act
January 2010

COUNTY OF KERN
Operation of Enterprise Fund
Fiscal Year 2010-11

Schedule 11

Operating Detail	Actual 2008-09	Actual 2009-10	PUBLIC TRANSPORTATION ENTERPRISE Fund 35060 Budget Unit 8998 CAO Recommended 2010-11	Adopted by the Board of Supervisors 2010-11
1	2	3	4	5
NET ASSETS - BEGINNING BALANCE	$ 4,627,159	$ 4,112,088	$ 5,173,509	$ 5,173,509
ADJUSTMENTS TO RETAINED EARNINGS	$ (1,284,884)	$ (176,628)	$	$
NET ASSETS - ENDING BALANCE	$ 4,112,088	$ 5,173,509	$ 8,063,653	$ 8,063,653

Revenues Tie To				SCH 1, COL 4
Expenses Tie To				SCH 1, COL 6

State Controller Schedules
County Budget Act
January 2010

COUNTY OF KERN
Operation of Enterprise Fund
Fiscal Year 2010-11

Schedule 11

SOLID WASTE MGMT ENTERPRISE
ENTERPRISE

Fund 35050
Budget Unit 8999

Operating Detail	Actual 2008-09	Actual 2009-10	CAO Recommended 2010-11	Adopted by the Board of Supervisors 2010-11
1	2	3	4	5
OPERATING REVENUES				
TAXES	$ 18,796,039	$ 19,582,617	$ 18,950,667	$ 18,950,667
FINES AND FORFEITURES	246,113	340,915	230,000	230,000
USE OF MONEY/PROPERTY	1,696,852	944,969	940,974	940,974
INTERGOVERNMENTAL	80,147	654,039	102,802	102,802
CHARGES FOR SERVICES	13,837,156	13,808,265	13,346,784	13,346,784
MISCELLANEOUS	471,808	642,766	551,300	551,300
TOTAL OPERATING REVENUES	**$ 35,128,115**	**$ 35,973,571**	**$ 34,122,527**	**$ 34,122,527**
OPERATING EXPENSES				
SALARIES AND BENEFITS	$ 11,409,588	$ 11,427,907	$ 12,413,700	$ 12,413,700
SERVICES AND SUPPLIES	17,225,209	14,046,732	18,740,795	18,740,795
OTHER CHARGES	7,370,407	9,403,815	7,392,690	7,392,690
TOTAL OPERATING EXPENSES	**$ 36,005,204**	**$ 34,878,454**	**$ 38,547,185**	**$ 38,547,185**
OPERATING INCOME(LOSS)	**$ (877,089)**	**$ 1,095,117**	**$ (4,424,658)**	**$ (4,424,658)**
NON-OPERATING REVENUES (EXPENSES)				
OTHER NON-OPERATING REVENUE	$ 3,732,769	$ 3,372,516	$ 4,028,000	$ 4,028,000
TOTAL NON-OPERATING REVENUES (EXPENSES)	**$ 3,732,769**	**$ 3,372,516**	**$ 4,028,000**	**$ 4,028,000**
INCOME BEFORE CAPITAL CONTRIBUTIONS AND TRANSFERS	**$ 2,855,680**	**$ 4,467,633**	**$ (396,658)**	**$ (396,658)**
CHANGES IN NET ASSETS	**$ 2,855,680**	**$ 4,467,633**	**$ (396,658)**	**$ (396,658)**
CAPITAL ASSETS	$ 7,020,092	$ 2,115,480	$ 14,231,495	$ 14,398,395
NET ASSETS - BEGINNING BALANCE	$ 96,349,871	$ 94,777,166	$ 100,559,240	$ 100,559,240
ADJUSTMENT TO RETAINED EARNINGS	$ (4,428,385)	$ 1,314,441	$ -	$ -
NET ASSETS - ENDING BALANCE	$ 94,777,166	$ 100,559,240	$ 100,162,582	$ 100,162,582
Revenues Tie To				SCH 1, COL 4
Expenses Tie To				SCH 1, COL 6
CANCELLATION OF RESERVES/DESIGNATIONS				
2183 DESIG-ARVIN SLF CLOS/POSTCLOS	$	$	$ 6,808,190	$ 6,808,190

				SOLID WASTE MGMT ENTERPRISE ENTERPRISE Fund 35050 Budget Unit 8999	
	Operating Detail	Actual 2008-09	Actual 2009-10	CAO Recommended 2010-11	Adopted by the Board of Supervisors 2010-11
	1	2	3	4	5
2186	DESIG-BUTTONWILLOW SLF CLOS/PC	274,729	282,146		
2187	DESIG-CHINA GRADE SLF CLOSURE/	3,114,911		778,728	778,728
2191	DESIG-LOST HILLS SLF CLOS/PC	67,335	69,009		
TOTAL CANCELLATION OF RESERVES/DESIGNATIONS		**$ 3,456,975**	**$ 351,155**	**$ 7,586,918**	**$ 7,586,918**
INCREASES TO RESERVES/DESIGNATIONS					
2177	DESIG-BENA SLF PH2A CLOSURE/PC	$ 791,900	$ 669,800	$ 291,344	$ 291,344
2184	DESIG-BENA SLF PH 1 CLOSURE/PC	165,300	181,500		
2185	DESIG-BORON SLF CLOS/POSTCLOS	35,600	39,300		
2186	DESIG-BUTTONWILLOW SLF CLOS/PC	10,000	9,600		
2191	DESIG-LOST HILLS SLF CLOS/PC	3,000	2,300		
2193	DESIG-MOJAVE-ROSAMOND SLF C/PC	289,400	268,200		
2194	DESIG-RIDGECRST-INYOKRN SLF C/	567,800	575,000		
2195	DESIG-SHFTR-SCO SLF CLOSURE/PC	578,600	283,100		
2196	DESIG-TAFT SLF CLOSURE/POSTCLO	200,600	92,200		
2197	DESIG-TEHACHAPI SLF CLOSURE/PC	20,400	24,500		
TOTAL INCREASES TO RESERVES/DESIGNATIONS		**$ 2,662,600**	**$ 2,145,500**	**$ 291,344**	**$ 291,344**

SPECIAL DISTRICTS

GOVERNED BY THE BOARD OF SUPERVISORS

State Controller Schedules
County Budget Act
January 2010

COUNTY OF KERN
Special Districts and Other Agencies Summary
Fiscal Year 2010-11

Schedule 12

District Name	Total Financing Sources				Total Financing Uses		
	Fund Balance Unreserved/ Undesignated June 30, 2010	Decreases to Reserves/ Designations	Additional Financing Sources	Total Financing Sources	Financing Uses	Increases to Reserves/ Designations	Total Financing Uses
1	2	3	4	5	6	7	8
COUNTY SERVICE AREAS							
40515 COUNTY SERVICE AREA #3	$ 133	$ 891	$ 1,276	$ 2,300	$ 2,300	$	$ 2,300
40520 COUNTY SERVICE AREA #4	1,246	1,229	5,325	7,800	7,800		7,800
40525 COUNTY SERVICE AREA #5	3,256		3,680	6,936	5,800	1,136	6,936
40530 COUNTY SERVICE AREA #6	1,901	5,550	8,549	16,000	16,000		16,000
40535 COUNTY SERVICE AREA #7	413		413	826	720	106	826
40540 COUNTY SERVICE AREA #8	3,619	1,823	13,558	19,000	19,000		19,000
40545 COUNTY SERVICE AREA #9	5,553		24,307	29,860	29,000	860	29,860
40548 COUNTY SERVICE AREA #10 ZONE 6	5,737		6,055	11,792	6,600	5,192	11,792
40550 COUNTY SERVICE AREA #10	4,176	7,783	13,541	25,500	25,500		25,500
40555 COUNTY SERVICE AREA #11	9,592	3,080	26,328	39,000	39,000		39,000
40556 COUNTY SERVICE AREA #11 ZONE 4	65,452		131,302	196,754	179,000	17,754	196,754
40557 COUNTY SERVICE AREA #11 ZONE 5	1,427		3,431	4,858	3,500	1,358	4,858
40560 COUNTY SERVICE AREA #12.1							
40561 COUNTY SERVICE AREA #12.2	2,078			2,078	2,078		2,078
40562 COUNTY SERVICE AREA #12.3							
40563 COUNTY SERVICE AREA #12.4							
40564 COUNTY SERVICE AREA #12.5							
40565 COUNTY SERVICE AREA #12.6	8,363			8,363	8,363		8,363
40566 COUNTY SERVICE AREA #12.7							
40568 COUNTY SERVICE AREA #12.9	7,375			7,375	7,375		7,375
40569 COUNTY SERVICE AREA #12.10							
40570 COUNTY SERVICE AREA #12.11							
40571 COUNTY SERVICE AREA #12.12							
40572 COUNTY SERVICE AREA #12.1 ZN 1	3,409			3,409	3,409		3,409
40573 COUNTY SERVICE AREA #12.13							
40595 COUNTY SERVICE AREA #13	117	984	699	1,800	1,800		1,800
40600 COUNTY SERVICE AREA #14	30,058	9,148	4,794	44,000	44,000		44,000
40605 COUNTY SERVICE AREA #15	7,745		24,309	32,054	26,400	5,654	32,054
40607 COUNTY SERVICE AREA #15 ZONE 5	479	829	492	1,800	1,800		1,800
40609 COUNTY SERVICE AREA #15 ZONE 4	581	98	1,521	2,200	2,200		2,200
40610 COUNTY SERVICE AREA #16	2,427		20,239	22,666	21,500	1,166	22,666
40615 COUNTY SERVICE AREA #17	3,396	13,879	49,725	67,000	67,000		67,000
40616 COUNTY SERVICE AREA #17 ZONE 1	23,626		24,362	47,988	40,000	7,988	47,988

State Controller Schedules
County Budget Act
January 2010

COUNTY OF KERN
Special Districts and Other Agencies Summary
Fiscal Year 2010-11

Schedule 12

District Name	Total Financing Sources				Total Financing Uses		
	Fund Balance Unreserved/ Undesignated June 30, 2010	Decreases to Reserves/ Designations	Additional Financing Sources	Total Financing Sources	Financing Uses	Increases to Reserves/ Designations	Total Financing Uses
1	2	3	4	5	6	7	8
40617 COUNTY SERVICE AREA #17 ZONE 2	12,667	6,271	98,062	117,000	117,000		117,000
40618 CSA #17 ZONE 3	6,650		15,599	22,249	10,800	11,449	22,249
40620 COUNTY SERVICE AREA #18	8,131	12,702	42,867	63,700	63,700		63,700
40626 COUNTY SERVICE AREA #18 ZONE 5	1,241	1,025	3,334	5,600	5,600		5,600
40627 COUNTY SERVICE AREA #18 ZONE 6	5,266	3,619	8,615	17,500	17,500		17,500
40628 COUNTY SERVICE AREA #18 ZONE 7	5,637		32,525	38,162	24,120	14,042	38,162
40630 COUNTY SERVICE AREA #20	12,388		45,146	57,534	54,000	3,534	57,534
40635 COUNTY SERVICE AREA #21	691	370	2,739	3,800	3,800		3,800
40640 COUNTY SERVICE AREA #22	12,858	8,676	26,466	48,000	48,000		48,000
40645 COUNTY SERVICE AREA #23	12,724	3,079	27,697	43,500	43,500		43,500
40648 CO SERV AREA #23 ZONE 1	1,125		2,933	4,058	2,600	1,458	4,058
40650 COUNTY SERVICE AREA #24	616		1,830	2,446	2,300	146	2,446
40655 COUNTY SERVICE AREA #25	4,956			4,956	4,956		4,956
40660 COUNTY SERVICE AREA #26	4,472	308	14,120	18,900	18,900		18,900
40665 COUNTY SERVICE AREA #27	4,385	2,902	35,713	43,000	43,000		43,000
40666 COUNTY SERVICE AREA 27 ZONE 2	6,859		8,715	15,574	12,500	3,074	15,574
40675 COUNTY SERVICE AREA #29	574		1,269	1,843	1,750	93	1,843
40676 COUNTY SERVICE AREA #30 ZONE 6	8,450	9,603	4,947	23,000	23,000		23,000
40679 COUNTY SERVICE AREA #30 ZONE 4							
40680 COUNTY SERVICE AREA #30	6,237	6,471	47,292	60,000	60,000		60,000
40682 COUNTY SERVICE AREA #30 ZONE 2	3,496	3,049	1,255	7,800	7,800		7,800
40685 COUNTY SERVICE AREA #31	1,355		3,154	4,509	3,000	1,509	4,509
40690 COUNTY SERVICE AREA #32	493		1,389	1,882	1,700	182	1,882
40700 COUNTY SERVICE AREA #34	5,861	3,401	18,238	27,500	27,500		27,500
40710 COUNTY SERVICE AREA #36	18,091		59,876	77,967	65,000	12,967	77,967
40715 COUNTY SERVICE AREA #37	7,873		25,220	33,093	32,000	1,093	33,093
40720 COUNTY SERVICE AREA #38	742	1,581	3,877	6,200	6,200		6,200
40722 COUNTY SERVICE AREA #39 ZONE 4	8,905	5,677	1,418	16,000	16,000		16,000
40723 COUNTY SERVICE AREA #39 ZONE 5	277		272	549	200	349	549
40724 COUNTY SERVICE AREA #40.1 EMS	(47,863)		274,644	226,781	118,800	107,981	226,781
40725 COUNTY SERVICE AREA #39	7,842	143	15	8,000	8,000		8,000
40726 CO SERVICE AREA #39 ZONE 1	1,252		35,502	36,754	14,800	21,954	36,754
40727 CO SERVICE AREA #39.2 Z OF B2	2,841	7,855	1,804	12,500	12,500		12,500
40729 CO SERV AREA #39 ZONE 3							

State Controller Schedules
County Budget Act
January 2010

COUNTY OF KERN
Special Districts and Other Agencies Summary
Fiscal Year 2010-11

Schedule 12

District Name	Total Financing Sources				Total Financing Uses		
	Fund Balance Unreserved/ Undesignated June 30, 2010	Decreases to Reserves/ Designations	Additional Financing Sources	Total Financing Sources	Financing Uses	Increases to Reserves/ Designations	Total Financing Uses
1	2	3	4	5	6	7	8
40730 COUNTY SERVICE AREA #40	42,591	100,927	26,482	170,000	170,000		170,000
40733 COUNTY SERVICE AREA #39 ZONE 8	(14,419)	17,286	251,133	254,000	254,000		254,000
40737 COUNTY SERVICE AREA #38 ZN 2	4,055	4,618	3,327	12,000	12,000		12,000
40740 COUNTY SERVICE AREA #42	6,694	780	1,026	8,500	8,500		8,500
40745 COUNTY SERVICE AREA #43	11,644		40,178	51,822	42,000	9,822	51,822
40750 COUNTY SERVICE AREA #44	7,977		20,550	28,527	21,000	7,527	28,527
40755 COUNTY SERVICE AREA #45	984		2,222	3,206	3,000	206	3,206
40765 COUNTY SERVICE AREA #47	5,098		11,567	16,665	11,500	5,165	16,665
40785 COUNTY SERVICE AREA #51	7,141	2,516	1,343	11,000	11,000		11,000
40790 COUNTY SERVICE AREA #52	9,327	4,742	13,431	27,500	27,500		27,500
40795 COUNTY SERVICE AREA #53	1,880			1,880	1,880		1,880
40796 COUNTY SERVICE AREA #53 ZONE 1	2,046		3,436	5,482	5,200	282	5,482
40800 COUNTY SERVICE AREA #54	4,530	1,421	10,549	16,500	16,500		16,500
40805 COUNTY SERVICE AREA #55	858		3,000	3,858	3,600	258	3,858
40810 COUNTY SERVICE AREA #56	5,939	116	2,645	8,700	8,700		8,700
40820 COUNTY SERVICE AREA #58	8,416		5,079	13,495	13,360	135	13,495
40830 COUNTY SERVICE AREA #60	47,384		219,265	266,649	202,000	64,649	266,649
40831 COUNTY SERVICE AREA #60 ZONE 1	7,065		19,546	26,611	24,000	2,611	26,611
40832 COUNTY SERVICE AREA #60 ZONE 2	29,140		100,459	129,599	110,000	19,599	129,599
40836 COUNTY SERVICE AREA #61 ZONE 1	2,938	2,517	6,045	11,500	11,500		11,500
40837 COUNTY SERVICE AREA #61 ZONE 2	300	163	1,737	2,200	2,200		2,200
40838 COUNTY SERVICE AREA #61 ZONE 3	4,601		8,800	13,401	9,700	3,701	13,401
40839 COUNTY SERVICE AREA #61 ZONE 4	1,410		3,068	4,478	3,500	978	4,478
40840 COUNTY SERVICE AREA #62	1,572	3,742	6,286	11,600	11,600		11,600
40845 COUNTY SERVICE AREA #63	5,480		26,733	32,213	22,700	9,513	32,213
40846 COUNTY SERVICE AREA #63 ZONE 1	67,871		116,384	184,255	152,000	32,255	184,255
40847 COUNTY SERVICE AREA #63 ZONE 2	15,324	756	2,120	18,200	18,200		18,200
40848 COUNTY SERVICE AREA #63 ZONE 3	15,845		23,484	39,329	31,000	8,329	39,329
40849 COUNTY SERVICE AREA #63 ZONE 4	65,450		74,510	139,960	105,000	34,960	139,960
40851 COUNTY SERVICE AREA #63 ZONE 5	(38,499)	53,003	122,496	137,000	137,000		137,000
40852 COUNTY SERVICE AREA #63 ZONE 6	38,856		63,156	102,012	83,000	19,012	102,012
40853 COUNTY SERVICE AREA #63 ZONE 7							
40855 COUNTY SERVICE AREA #65	163,680	68,286	18,034	250,000	250,000		250,000
40856 COUNTY SERVICE AREA #65.1	1,122		4,491	5,613	5,500	113	5,613

State Controller Schedules
County Budget Act
January 2010

COUNTY OF KERN
Special Districts and Other Agencies Summary
Fiscal Year 2010-11

Schedule 12

District Name	Total Financing Sources				Total Financing Uses		
	Fund Balance Unreserved/ Undesignated June 30, 2010	Decreases to Reserves/ Designations	Additional Financing Sources	Total Financing Sources	Financing Uses	Increases to Reserves/ Designations	Total Financing Uses
1	2	3	4	5	6	7	8
40860 COUNTY SERVICE AREA #66	1,444		5,835	7,279	5,900	1,379	7,279
40862 COUNTY SERVICE AREA #66 ZONE 2	935		2,978	3,913	3,000	913	3,913
40863 COUNTY SERVICE AREA #66 ZONE 3	4,215		3,550	7,765	7,700	65	7,765
40864 COUNTY SERVICE AREA #66 ZONE 4	664		1,960	2,624	1,400	1,224	2,624
40865 COUNTY SERVICE AREA #67	1,103		4,054	5,157	4,200	957	5,157
40866 COUNTY SERVICE AREA #67 ZN 1	1,623		2,104	3,727	2,230	1,497	3,727
40875 COUNTY SERVICE AREA #69	10,266		995	11,261	10,850	411	11,261
40877 CSA #71.3 CITY-SEWER CHARGES							
40885 COUNTY SERVICE AREA #71	212,676		133,773	346,449	234,500	111,949	346,449
40886 COUNTY SERVICE AREA #71 ZONE 1	27,353		30,198	57,551	57,000	551	57,551
40887 COUNTY SERVICE AREA #71 ZONE 2	25,638		54,787	80,425	74,000	6,425	80,425
40888 COUNTY SERVICE AREA #71 ZONE 3	63,386	119,285	422,329	605,000	605,000		605,000
40890 COUNTY SERVICE AREA #72	579	522	1,049	2,150	2,150		2,150
40893 COUNTY SERVICE AREA #71 ZONE 5	29,264		75,988	105,252	100,000	5,252	105,252
40894 COUNTY SERVICE AREA #71 ZONE 6	455		931	1,386	1,000	386	1,386
40895 COUNTY SERVICE AREA #71 ZONE 7	211,436		191,100	402,536	220,000	182,536	402,536
40896 COUNTY SERVICE AREA #71 ZONE 8	77,523		284,766	362,289	354,000	8,289	362,289
40901 COUNTY SERVICE AREA #71 ZONE 9	19,329		6,310	25,639	24,000	1,639	25,639
40904 COUNTY SERVICE AREA #81	4,147		3,914	8,061	6,000	2,061	8,061
40906 COUNTY SERVICE AREA #85	11,621	2,018	16,061	29,700	29,700		29,700
40907 COUNTY SERVICE AREA #90							
40908 COUNTY SERVICE AREA 71 ZONE 10	37,213		84,733	121,946	60,000	61,946	121,946
40911 COUNTY SERVICE AREA #87	7,681		2,413	10,094	7,500	2,594	10,094
40913 COUNTY SERVICE AREA #89	7,025		3,340	10,365	8,300	2,065	10,365
40914 COUNTY SERVICE AREA #91	1,419		567	1,986	1,400	586	1,986
40915 COUNTY SERVICE AREA #92	3,104		2,115	5,219	4,500	719	5,219
40916 COUNTY SERVICE AREA #92 ZONE 1	11,296		14,472	25,768	18,300	7,468	25,768
40917 COUNTY SERVICE AREA #92 ZONE 2	2,174		969	3,143	3,100	43	3,143
40918 CSA #95 - CONSTRUCTION	5,630		8,497	14,127	14,000	127	14,127
40920 CSA #94	370	53	477	900	900		900
40921 CSA #94 ZONE 1	1,968	3,766	152	5,886	5,886		5,886
40922 COUNTY SERVICE AREA #97 ZONE 1			2,441	2,441	2,330	111	2,441
40923 COUNTY SERVICE AREA #97 ZONE 2	4,197		5,271	9,468	7,000	2,468	9,468
40924 COUNTY SERVICE AREA #97 ZONE 3							

State Controller Schedules
County Budget Act
January 2010

COUNTY OF KERN
Special Districts and Other Agencies Summary
Fiscal Year 2010-11

Schedule 12

District Name	Total Financing Sources				Total Financing Uses		
	Fund Balance Unreserved/ Undesignated June 30, 2010	Decreases to Reserves/ Designations	Additional Financing Sources	Total Financing Sources	Financing Uses	Increases to Reserves/ Designations	Total Financing Uses
1	2	3	4	5	6	7	8
40925 COUNTY SERVICE AREA #97	2,760		3,545	6,305	2,500	3,805	6,305
TOTAL COUNTY SERVICE AREA	**$ 1,642,045**	**$ 508,543**	**$ 3,794,695**	**$ 5,945,283**	**$ 5,097,657**	**$ 847,626**	**$ 5,945,283**
SANITATION DISTRICTS							
40313 FORD CITY-TAFT HTS SANIT M&O	$ 107,465	$	$ 681,120	$ 788,585	$ 760,965	$ 27,620	$ 788,585
40332 KERN SANITATION AUTHORITY	741,161		3,793,770	4,534,931	3,660,201	874,730	4,534,931
TOTAL SANITATION DISTRICTS	**$ 848,626**	**$ 00**	**$ 4,474,890**	**$ 5,323,516**	**$ 4,421,166**	**$ 902,350**	**$ 5,323,516**
PUBLIC ASSISTANCE AUTHORITY							
40491 IHSS PUBLIC AUTHORITY	$	$	$ 10,482,770	$ 10,482,770	$ 10,482,770	$	$ 10,482,770
TOTAL PUBLIC ASSISTANCE AUTHORITY	**$**	**$**	**$ 10,482,770**	**$ 10,482,770**	**$ 10,482,770**	**$**	**$ 10,482,770**
TOTAL SPECIAL DISTRICTS AND OTHER AGENCIES	**$ 2,490,671**	**$ 508,543**	**$ 18,752,355**	**$ 21,751,569**	**$ 20,001,593**	**$ 1,749,976**	**$ 21,751,569**
Arithmetic Results				COL 2+3+4			COL 6+7
Totals Transferred From	SCH 13, COL 6	SCH 14, COL 4	SCH 15, COL 5	SCH 15, COL 5		SCH 14, COL 6	SCH 15, COL 5
Totals Transferred To	SCH 1, COL 2	SCH 1, COL 3	SCH 1, COL 4	SCH 1, COL 5	SCH 1, COL 6	SCH 1, COL 7	SCH 1, COL 8

THIS PAGE INTENTIONALLY LEFT BLANK

State Controller Schedules County Budget Act January 2010	COUNTY OF KERN Fund Balance - Special Districts and Other Agencies Fiscal Year 2010-11				Schedule 13
		Less: Fund Balance-Reserved/Designated			Fund Balance Unreserved/ Undesignated June 30, 2010 Actual
District Name	Total Fund Balance June 30, 2010	Encumbrancea	General & Other Reserves	Designations	
1	2	3	4	5	6
COUNTY SERVICE AREAS					
40515 COUNTY SERVICE AREA #3	$ 4,162	$	$	$ 4,029	$ 133
40520 COUNTY SERVICE AREA #4	9,345			8,099	1,246
40525 COUNTY SERVICE AREA #5	18,259		14,559	444	3,256
40530 COUNTY SERVICE AREA #6	28,784		26,883		1,901
40535 COUNTY SERVICE AREA #7	1,497		1,084		413
40540 COUNTY SERVICE AREA #8	18,379		14,760		3,619
40545 COUNTY SERVICE AREA #9	46,683		37,311	3,819	5,553
40548 COUNTY SERVICE AREA #10 ZONE 6	72,037			66,300	5,737
40550 COUNTY SERVICE AREA #10	43,047		38,871		4,176
40555 COUNTY SERVICE AREA #11	85,323			75,731	9,592
40556 COUNTY SERVICE AREA #11 ZONE 4	116,091			50,639	65,452
40557 COUNTY SERVICE AREA #11 ZONE 5	7,290			5,863	1,427
40560 COUNTY SERVICE AREA #12.1					
40561 COUNTY SERVICE AREA #12.2	2,078				2,078
40562 COUNTY SERVICE AREA #12.3					
40563 COUNTY SERVICE AREA #12.4					
40564 COUNTY SERVICE AREA #12.5					
40565 COUNTY SERVICE AREA #12.6	8,363				8,363
40566 COUNTY SERVICE AREA #12.7					
40568 COUNTY SERVICE AREA #12.9	7,375				7,375
40569 COUNTY SERVICE AREA #12.10					
40570 COUNTY SERVICE AREA #12.11					
40571 COUNTY SERVICE AREA #12.12					
40572 COUNTY SERVICE AREA #12.1 ZN 1	3,409				3,409
40573 COUNTY SERVICE AREA #12.13					
40595 COUNTY SERVICE AREA #13	3,290		3,173		117
40600 COUNTY SERVICE AREA #14	43,043			12,985	30,058
40605 COUNTY SERVICE AREA #15	84,991			77,246	7,745
40607 COUNTY SERVICE AREA #15 ZONE 5	3,274			2,795	479

State Controller Schedules | **COUNTY OF KERN** | **Schedule 13**
County Budget Act | **Fund Balance - Special Districts and Other Agencies**
January 2010 | **Fiscal Year 2010-11**

District Name	Total Fund Balance June 30, 2010	Less: Fund Balance-Reserved/Designated			Fund Balance Unreserved/ Undesignated June 30, 2010 Actual
		Encumbrancea	General & Other Reserves	Designations	
1	2	3	4	5	6
40609 COUNTY SERVICE AREA #15 ZONE 4	3,996			3,415	581
40610 COUNTY SERVICE AREA #16	2,566			139	2,427
40615 COUNTY SERVICE AREA #17	70,061			66,665	3,396
40616 COUNTY SERVICE AREA #17 ZONE 1	105,431			81,805	23,626
40617 COUNTY SERVICE AREA #17 ZONE 2	178,272			165,605	12,667
40618 CSA #17 ZONE 3	27,372		17,330	3,392	6,650
40620 COUNTY SERVICE AREA #18	90,279			82,148	8,131
40626 COUNTY SERVICE AREA #18 ZONE 5	8,306			7,065	1,241
40627 COUNTY SERVICE AREA #18 ZONE 6	35,993			30,727	5,266
40628 COUNTY SERVICE AREA #18 ZONE 7	79,719		51,740	22,342	5,637
40630 COUNTY SERVICE AREA #20	109,205		90,682	6,135	12,388
40635 COUNTY SERVICE AREA #21	3,521			2,830	691
40640 COUNTY SERVICE AREA #22	115,890			103,032	12,858
40645 COUNTY SERVICE AREA #23	80,281			67,557	12,724
40648 CO SERV AREA #23 ZONE 1	9,029			7,904	1,125
40650 COUNTY SERVICE AREA #24	3,635			3,019	616
40655 COUNTY SERVICE AREA #25	4,956				4,956
40660 COUNTY SERVICE AREA #26	43,084			38,612	4,472
40665 COUNTY SERVICE AREA #27	81,861			77,476	4,385
40666 COUNTY SERVICE AREA 27 ZONE 2	37,100			30,241	6,859
40675 COUNTY SERVICE AREA #29	1,718			1,144	574
40676 COUNTY SERVICE AREA #30 ZONE 6	79,246			70,796	8,450
40679 COUNTY SERVICE AREA #30 ZONE 4					
40680 COUNTY SERVICE AREA #30	86,820			80,583	6,237
40682 COUNTY SERVICE AREA #30 ZONE 2	11,638			8,142	3,496
40685 COUNTY SERVICE AREA #31	10,216			8,861	1,355
40690 COUNTY SERVICE AREA #32	1,015			522	493
40700 COUNTY SERVICE AREA #34	43,846			37,985	5,861
40710 COUNTY SERVICE AREA #36	140,023			121,932	18,091
40715 COUNTY SERVICE AREA #37	45,242			37,369	7,873

State Controller Schedules | **COUNTY OF KERN** | **Schedule 13**
County Budget Act | **Fund Balance - Special Districts and Other Agencies**
January 2010 | **Fiscal Year 2010-11**

District Name	Total Fund Balance June 30, 2010	Less: Fund Balance-Reserved/Designated			Fund Balance Unreserved/ Undesignated June 30, 2010 Actual
		Encumbrancea	General & Other Reserves	Designations	
1	2	3	4	5	6
40720 COUNTY SERVICE AREA #38	8,815			8,073	742
40722 COUNTY SERVICE AREA #39 ZONE 4	19,984			11,079	8,905
40723 COUNTY SERVICE AREA #39 ZONE 5	436			159	277
40724 COUNTY SERVICE AREA #40.1 EMS	123,215			171,078	(47,863)
40725 COUNTY SERVICE AREA #39	8,205			363	7,842
40726 CO SERVICE AREA #39 ZONE 1	1,280			28	1,252
40727 CO SERVICE AREA #39.2 Z OF B2	29,701			26,860	2,841
40729 CO SERV AREA #39 ZONE 3					
40730 COUNTY SERVICE AREA #40	704,636			662,045	42,591
40733 COUNTY SERVICE AREA #39 ZONE 8	2,867			17,286	(14,419)
40737 COUNTY SERVICE AREA #38 ZN 2	14,741			10,686	4,055
40740 COUNTY SERVICE AREA #42	16,671			9,977	6,694
40745 COUNTY SERVICE AREA #43	116,350			104,706	11,644
40750 COUNTY SERVICE AREA #44	85,859			77,882	7,977
40755 COUNTY SERVICE AREA #45	8,704			7,720	984
40765 COUNTY SERVICE AREA #47	32,983			27,885	5,098
40785 COUNTY SERVICE AREA #51	17,764			10,623	7,141
40790 COUNTY SERVICE AREA #52	51,786			42,459	9,327
40795 COUNTY SERVICE AREA #53	1,880				1,880
40796 COUNTY SERVICE AREA #53 ZONE 1	15,238			13,192	2,046
40800 COUNTY SERVICE AREA #54	19,521			14,991	4,530
40805 COUNTY SERVICE AREA #55	4,226			3,368	858
40810 COUNTY SERVICE AREA #56	14,835			8,896	5,939
40820 COUNTY SERVICE AREA #58	26,248			17,832	8,416
40830 COUNTY SERVICE AREA #60	620,299			572,915	47,384
40831 COUNTY SERVICE AREA #60 ZONE 1	32,263			25,198	7,065
40832 COUNTY SERVICE AREA #60 ZONE 2	303,700			274,560	29,140
40836 COUNTY SERVICE AREA #61 ZONE 1	59,622			56,684	2,938
40837 COUNTY SERVICE AREA #61 ZONE 2	2,240			1,940	300
40838 COUNTY SERVICE AREA #61 ZONE 3	27,855			23,254	4,601

State Controller Schedules | **COUNTY OF KERN** | **Schedule 13**
County Budget Act | **Fund Balance - Special Districts and Other Agencies**
January 2010 | **Fiscal Year 2010-11**

District Name	Total Fund Balance June 30, 2010	Less: Fund Balance-Reserved/Designated			Fund Balance Unreserved/ Undesignated June 30, 2010 Actual
		Encumbrancea	General & Other Reserves	Designations	
1	2	3	4	5	6
40839 COUNTY SERVICE AREA #61 ZONE 4	7,479			6,069	1,410
40840 COUNTY SERVICE AREA #62	11,503			9,931	1,572
40845 COUNTY SERVICE AREA #63	27,851			22,371	5,480
40846 COUNTY SERVICE AREA #63 ZONE 1	137,212			69,341	67,871
40847 COUNTY SERVICE AREA #63 ZONE 2	33,921			18,597	15,324
40848 COUNTY SERVICE AREA #63 ZONE 3	116,438			100,593	15,845
40849 COUNTY SERVICE AREA #63 ZONE 4	261,895			196,445	65,450
40851 COUNTY SERVICE AREA #63 ZONE 5	45,978			84,477	(38,499)
40852 COUNTY SERVICE AREA #63 ZONE 6	83,245			44,389	38,856
40853 COUNTY SERVICE AREA #63 ZONE 7					
40855 COUNTY SERVICE AREA #65	333,946			170,266	163,680
40856 COUNTY SERVICE AREA #65.1	15,657			14,535	1,122
40860 COUNTY SERVICE AREA #66	6,483			5,039	1,444
40862 COUNTY SERVICE AREA #66 ZONE 2	2,624			1,689	935
40863 COUNTY SERVICE AREA #66 ZONE 3	9,842			5,627	4,215
40864 COUNTY SERVICE AREA #66 ZONE 4	2,475	320		1,491	664
40865 COUNTY SERVICE AREA #67	10,588			9,485	1,103
40866 COUNTY SERVICE AREA #67 ZN 1	3,573			1,950	1,623
40875 COUNTY SERVICE AREA #69	22,068			11,802	10,266
40877 CSA #71.3 CITY-SEWER CHARGES					
40885 COUNTY SERVICE AREA #71	305,987			93,311	212,676
40886 COUNTY SERVICE AREA #71 ZONE 1	67,780			40,427	27,353
40887 COUNTY SERVICE AREA #71 ZONE 2	88,588			62,950	25,638
40888 COUNTY SERVICE AREA #71 ZONE 3	578,282			514,896	63,386
40890 COUNTY SERVICE AREA #72	3,202			2,623	579
40893 COUNTY SERVICE AREA #71 ZONE 5	137,336			108,072	29,264
40894 COUNTY SERVICE AREA #71 ZONE 6	4,231			3,776	455
40895 COUNTY SERVICE AREA #71 ZONE 7	704,900			493,464	211,436
40896 COUNTY SERVICE AREA #71 ZONE 8	696,691			619,168	77,523
40901 COUNTY SERVICE AREA #71 ZONE 9	68,736			49,407	19,329

State Controller Schedules | **COUNTY OF KERN** | **Schedule 13**
County Budget Act | **Fund Balance - Special Districts and Other Agencies**
January 2010 | **Fiscal Year 2010-11**

District Name	Total Fund Balance June 30, 2010	Less: Fund Balance-Reserved/Designated			Fund Balance Unreserved/ Undesignated June 30, 2010 Actual
		Encumbrancea	General & Other Reserves	Designations	
1	2	3	4	5	6
40904 COUNTY SERVICE AREA #81	26,686			22,539	4,147
40906 COUNTY SERVICE AREA #85	110,580			98,959	11,621
40907 COUNTY SERVICE AREA #90					
40908 COUNTY SERVICE AREA 71 ZONE 10	327,715			290,502	37,213
40911 COUNTY SERVICE AREA #87	20,984			13,303	7,681
40913 COUNTY SERVICE AREA #89	10,423			3,398	7,025
40914 COUNTY SERVICE AREA #91	10,348			8,929	1,419
40915 COUNTY SERVICE AREA #92	18,938			15,834	3,104
40916 COUNTY SERVICE AREA #92 ZONE 1	35,765			24,469	11,296
40917 COUNTY SERVICE AREA #92 ZONE 2	7,118			4,944	2,174
40918 CSA #95 - CONSTRUCTION	26,175			20,545	5,630
40920 CSA #94	1,507			1,137	370
40921 CSA #94 ZONE 1	9,138			7,170	1,968
40922 COUNTY SERVICE AREA #97 ZONE 1					
40923 COUNTY SERVICE AREA #97 ZONE 2	10,362			6,165	4,197
40924 COUNTY SERVICE AREA #97 ZONE 3					
40925 COUNTY SERVICE AREA #97	7,012			4,252	2,760
TOTAL COUNTY SERVICE AREA	**$ 8,900,227**	**$ 320**	**$ 296,393**	**$ 6,961,469**	**$ 1,642,045**
SANITATION DISTRICTS					
40313 FORD CITY-TAFT HTS SANIT M&O	$ 901,834	$ 114,090	$	$ 680,279	$ 107,465
40332 KERN SANITATION AUTHORITY	4,390,373	203,184		3,446,028	741,161
TOTAL SANITATION DISTRICTS	**$ 5,292,207**	**$ 317,274**	**$ 00**	**$ 4,126,307**	**$ 848,626**
PUBLIC ASSISTANCE AUTHORITY					
40491 IHSS PUBLIC AUTHORITY	$ 221	$	$	$ 221	$
TOTAL PUBLIC ASSISTANCE AUTHORITY	**$ 221**	**$**	**$**	**$ 221**	**$**

State Controller Schedules | **COUNTY OF KERN** | **Schedule 13**
County Budget Act | **Fund Balance - Special Districts and Other Agencies**
January 2010 | **Fiscal Year 2010-11**

District Name	Total Fund Balance June 30, 2010	Less: Fund Balance-Reserved/Designated			Fund Balance Unreserved/ Undesignated June 30, 2010 Actual
		Encumbrancea	General & Other Reserves	Designations	
1	2	3	4	5	6
TOTAL SPECIAL DISTRICTS AND OTHER AGENCIES	**$ 14,192,655**	**$ 317,594**	**$ 296,393**	**$ 11,087,997**	**$ 2,490,671**

Arithimetic Results					COL 2-3-4-5
Totals Transferred From			SCH 14, COL 2	SCH 14, COL 2	
Totals Transferred To					SCH 1, COL 2

State Controller Schedules
County Budget Act
January 2010

COUNTY OF KERN
Special Districts and other Agencies
Reserves/Designations
Fiscal Year 2010-11

Schedule 14

District Name	Reserves/ Designations June 30, 2010	Decreases or Cancellations		Increases or New		Total Reserves/ Designations for the Budget Year
		CAO Recommended	Adopted by the Board of Supervisors	CAO Recommended	Adopted by the Board of Supervisors	
1	2	3	4	5	6	7
COUNTY SERVICE AREAS						
40515 COUNTY SERVICE AREA #3						
2173 DESIG-GENERAL	$ 4,029	$ 749	$ 891	$	$	$ 3,138
TOTAL COUNTY SERVICE AREA #3	**$ 4,029**	**$ 749**	**$ 891**	**$**	**$**	**$ 3,138**
40520 COUNTY SERVICE AREA #4						
2173 DESIG-GENERAL	$ 8,099	$ 1,145	$ 1,229	$	$	$ 6,870
TOTAL COUNTY SERVICE AREA #4	**$ 8,099**	**$ 1,145**	**$ 1,229**	**$**	**$**	**$ 6,870**
40525 COUNTY SERVICE AREA #5						
2134 RESERVE-GENERAL	$ 14,559	$	$	$	$	$ 14,559
2173 DESIG-GENERAL	444			1,121	1,136	1,580
TOTAL COUNTY SERVICE AREA #5	**$ 15,003**	**$**	**$**	**1,121**	**$ 1,136**	**$ 16,139**
40530 COUNTY SERVICE AREA #6						
2134 RESERVE-GENERAL	$ 26,883	$ 5,948	$ 5,550	$	$	$ 21,333
TOTAL COUNTY SERVICE AREA #6	**$ 26,883**	**$ 5,948**	**$ 5,550**	**$**	**$**	**$ 21,333**
40535 COUNTY SERVICE AREA #7						
2134 RESERVE-GENERAL	$ 1,084	$	$	$ 08	$ 106	$ 1,190
TOTAL COUNTY SERVICE AREA #7	**$ 1,084**	**$**	**$**	**08**	**$ 106**	**$ 1,190**
40540 COUNTY SERVICE AREA #8						
2134 RESERVE-GENERAL	$ 14,760	$ 1,134	$ 1,823	$	$	$ 12,937
TOTAL COUNTY SERVICE AREA #8	**$ 14,760**	**$ 1,134**	**$ 1,823**	**$**	**$**	**$ 12,937**
40545 COUNTY SERVICE AREA #9						
2134 RESERVE-GENERAL	$ 37,311	$	$	$	$	$ 37,311
2173 DESIG-GENERAL	3,819			185	860	4,679
TOTAL COUNTY SERVICE AREA #9	**$ 41,130**	**$**	**$**	**185**	**$ 860**	**$ 41,990**
40548 COUNTY SERVICE AREA #10 ZONE 6						
2173 DESIG-GENERAL	$ 66,300	$	$	$ 6,027	$ 5,192	$ 71,492
TOTAL COUNTY SERVICE AREA #10 ZONE 6	**$ 66,300**	**$**	**$**	**6,027**	**$ 5,192**	**$ 71,492**
40550 COUNTY SERVICE AREA #10						
2134 RESERVE-GENERAL	$ 38,871	$ 8,965	$ 7,783	$	$	$ 31,088
TOTAL COUNTY SERVICE AREA #10	**$ 38,871**	**$ 8,965**	**$ 7,783**	**$**	**$**	**$ 31,088**

State Controller Schedules
County Budget Act
January 2010

COUNTY OF KERN
Special Districts and other Agencies
Reserves/Designations
Fiscal Year 2010-11

Schedule 14

District Name	Reserves/ Designations June 30, 2010	Decreases or Cancellations		Increases or New		Total Reserves/ Designations for the Budget Year
		CAO Recommended	Adopted by the Board of Supervisors	CAO Recommended	Adopted by the Board of Supervisors	
1	2	3	4	5	6	7
40555 COUNTY SERVICE AREA #11						
2173 DESIG-GENERAL	$ 75,731	$	$ 3,080	$ 89	$	$ 72,651
TOTAL COUNTY SERVICE AREA #11	**$ 75,731**	**$**	**$ 3080**	**$ 89**	**$**	**$ 72,651**
40556 COUNTY SERVICE AREA #11 ZONE 4						
2173 DESIG-GENERAL	$ 50,639	$ 49,875	$	$	$ 17,754	$ 68,393
TOTAL COUNTY SERVICE AREA #11 ZONE 4	**$ 50,639**	**$ 49,875**	**$**	**$**	**$ 17,754**	**$ 68,393**
40557 COUNTY SERVICE AREA #11 ZONE 5						
2173 DESIG-GENERAL	$ 5,863	$	$	$ 577	$ 1,358	$ 7,221
TOTAL COUNTY SERVICE AREA #11 ZONE 5	**$ 5,863**	**$**	**$**	**$ 577**	**$ 1,358**	**$ 7,221**
40595 COUNTY SERVICE AREA #13						
2134 RESERVE-GENERAL	$ 3,173	$ 833	$ 984	$	$	$ 2,189
TOTAL COUNTY SERVICE AREA #13	**$ 3,173**	**$ 833**	**$ 984**	**$**	**$**	**$ 2,189**
40600 COUNTY SERVICE AREA #14						
2173 DESIG-GENERAL	$ 12,985	$ 8,186	$ 9,148	$	$	$ 3,837
TOTAL COUNTY SERVICE AREA #14	**$ 12,985**	**$ 8,186**	**$ 9,148**	**$**	**$**	**$ 3,837**
40605 COUNTY SERVICE AREA #15						
2173 DESIG-GENERAL	$ 77,246	$	$	$ 6,965	$ 5,654	$ 82,900
TOTAL COUNTY SERVICE AREA #15	**$ 77,246**	**$**	**$**	**$ 6,965**	**$ 5,654**	**$ 82,900**
40607 COUNTY SERVICE AREA #15 ZONE 5						
2173 DESIG-GENERAL	$ 2,795	$ 797	$ 829	$	$	$ 1,966
TOTAL COUNTY SERVICE AREA #15 ZONE 5	**$ 2,795**	**$ 797**	**$ 829**	**$**	**$**	**$ 1,966**
40609 COUNTY SERVICE AREA #15 ZONE 4						
2173 DESIG-GENERAL	$ 3,415	$	$ 98	$ 164	$	$ 3,317
TOTAL COUNTY SERVICE AREA #15 ZONE 4	**$ 3,415**	**$**	**$ 98**	**$ 164**	**$**	**$ 3,317**
40610 COUNTY SERVICE AREA #16						
2173 DESIG-GENERAL	$ 139	$ 13,865	$	$	$ 1,166	$ 1,305
TOTAL COUNTY SERVICE AREA #16	**$ 139**	**$ 13,865**	**$**	**$**	**$ 1,166**	**$ 1,305**
40615 COUNTY SERVICE AREA #17						
2173 DESIG-GENERAL	$ 66,665	$ 26,709	$ 13,879	$	$	$ 52,786
TOTAL COUNTY SERVICE AREA #17	**$ 66,665**	**$ 26,709**	**$ 13,879**	**$**	**$**	**$ 52,786**

State Controller Schedules
County Budget Act
January 2010

COUNTY OF KERN
Special Districts and other Agencies
Reserves/Designations
Fiscal Year 2010-11

Schedule 14

District Name	Reserves/ Designations June 30, 2010	Decreases or Cancellations		Increases or New		Total Reserves/ Designations for the Budget Year
		CAO Recommended	Adopted by the Board of Supervisors	CAO Recommended	Adopted by the Board of Supervisors	
1	2	3	4	5	6	7
40616 COUNTY SERVICE AREA #17 ZONE 1						
2173 DESIG-GENERAL	$ 81,805	$	$	$ 4,888	$ 7,988	$ 89,793
TOTAL COUNTY SERVICE AREA #17 ZONE 1	**$ 81,805**	**$**	**$**	**$ 4,888**	**$ 7,988**	**$ 89,793**
40617 COUNTY SERVICE AREA #17 ZONE 2						
2173 DESIG-GENERAL	$ 165,605	$ 34,417	$ 6,271	$	$	$ 159,334
TOTAL COUNTY SERVICE AREA #17 ZONE 2	**$ 165,605**	**$ 34,417**	**$ 6,271**	**$**	**$**	**$ 159,334**
40618 CSA #17 ZONE 3						
2134 RESERVE-GENERAL	$ 17,330	$	$	$	$	$ 17,330
2173 DESIG-GENERAL	3,392			7,693	11,449	14,841
TOTAL CSA #17 ZONE 3	**$ 20,722**	**$**	**$**	**$ 7,693**	**$ 11,449**	**$ 32,171**
40620 COUNTY SERVICE AREA #18						
2173 DESIG-GENERAL	$ 82,148	$ 10,087	$ 12,702	$	$	$ 69,446
TOTAL COUNTY SERVICE AREA #18	**$ 82,148**	**$ 10,087**	**$ 12,702**	**$**	**$**	**$ 69,446**
40626 COUNTY SERVICE AREA #18 ZONE 5						
2173 DESIG-GENERAL	$ 7,065	$ 463	$ 1,025	$	$	$ 6,040
TOTAL COUNTY SERVICE AREA #18 ZONE 5	**$ 7,065**	**$ 463**	**$ 1,025**	**$**	**$**	**$ 6,040**
40627 COUNTY SERVICE AREA #18 ZONE 6						
2173 DESIG-GENERAL	$ 30,727	$ 3,091	$ 3,619	$	$	$ 27,108
TOTAL COUNTY SERVICE AREA #18 ZONE 6	**$ 30,727**	**$ 3,091**	**$ 3,619**	**$**	**$**	**$ 27,108**
40628 COUNTY SERVICE AREA #18 ZONE 7						
2134 RESERVE-GENERAL	$ 51,740	$	$	$	$	$ 51,740
2173 DESIG-GENERAL	22,342			11,262	14,042	36,384
TOTAL COUNTY SERVICE AREA #18 ZONE 7	**$ 74,082**	**$**	**$**	**$ 11,262**	**$ 14,042**	**$ 88,124**
40630 COUNTY SERVICE AREA #20						
2134 RESERVE-GENERAL	$ 90,682	$	$	$	$	$ 90,682
2173 DESIG-GENERAL	6,135			2,977	3,534	9,669
TOTAL COUNTY SERVICE AREA #20	**$ 96,817**	**$**	**$**	**$ 2,977**	**$ 3,534**	**$ 100,351**
40635 COUNTY SERVICE AREA #21						
2173 DESIG-GENERAL	$ 2,830	$ 185	$ 370	$	$	$ 2,460
TOTAL COUNTY SERVICE AREA #21	**$ 2,830**	**$ 185**	**$ 370**	**$**	**$**	**$ 2,460**

State Controller Schedules
County Budget Act
January 2010

COUNTY OF KERN
Special Districts and other Agencies
Reserves/Designations
Fiscal Year 2010-11

Schedule 14

District Name	Reserves/ Designations June 30, 2010	Decreases or Cancellations		Increases or New		Total Reserves/ Designations for the Budget Year
		CAO Recommended	Adopted by the Board of Supervisors	CAO Recommended	Adopted by the Board of Supervisors	
1	2	3	4	5	6	7
40640 COUNTY SERVICE AREA #22						
2173 DESIG-GENERAL	$ 103,032	$ 9,447	$ 8,676	$	$	$ 94,356
TOTAL COUNTY SERVICE AREA #22	**$ 103,032**	**$ 9,447**	**$ 8,676**	**$**	**$**	**$ 94,356**
40645 COUNTY SERVICE AREA #23						
2173 DESIG-GENERAL	$ 67,557	$ 4,624	$ 3,079	$	$	$ 64,478
TOTAL COUNTY SERVICE AREA #23	**$ 67,557**	**$ 4,624**	**$ 3,079**	**$**	**$**	**$ 64,478**
40648 CO SERV AREA #23 ZONE 1						
2173 DESIG-GENERAL	$ 7,904	$	$	$ 1,382	$ 1,458	$ 9,362
TOTAL CO SERV AREA #23 ZONE 1	**$ 7,904**	**$**	**$**	**$ 1,382**	**$ 1,458**	**$ 9,362**
40650 COUNTY SERVICE AREA #24						
2173 DESIG-GENERAL	$ 3,019	$	$	$ 258	$ 146	$ 3,165
TOTAL COUNTY SERVICE AREA #24	**$ 3,019**	**$**	**$**	**$ 258**	**$ 146**	**$ 3,165**
40660 COUNTY SERVICE AREA #26						
2173 DESIG-GENERAL	$ 38,612	$	$ 308	$ 489	$	$ 38,304
TOTAL COUNTY SERVICE AREA #26	**$ 38,612**	**$**	**$ 308**	**$ 489**	**$**	**$ 38,304**
40665 COUNTY SERVICE AREA #27						
2173 DESIG-GENERAL	$ 77,476	$	$ 2,902	$ 205	$	$ 74,574
TOTAL COUNTY SERVICE AREA #27	**$ 77,476**	**$**	**$ 2902**	**$ 205**	**$**	**$ 74,574**
40666 COUNTY SERVICE AREA 27 ZONE 2						
2173 DESIG-GENERAL	$ 30,241	$	$	$ 3,259	$ 3,074	$ 33,315
TOTAL COUNTY SERVICE AREA 27 ZONE 2	**$ 30,241**	**$**	**$**	**$ 3,259**	**$ 3,074**	**$ 33,315**
40675 COUNTY SERVICE AREA #29						
2173 DESIG-GENERAL	$ 1,144	$ 90	$	$	$ 93	$ 1,237
TOTAL COUNTY SERVICE AREA #29	**$ 1,144**	**$ 90**	**$**	**$**	**$ 93**	**$ 1,237**
40676 COUNTY SERVICE AREA #30 ZONE 6						
2173 DESIG-GENERAL	$ 70,796	$ 8,491	$ 9,603	$	$	$ 61,193
TOTAL COUNTY SERVICE AREA #30 ZONE 6	**$ 70,796**	**$ 8,491**	**$ 9,603**	**$**	**$**	**$ 61,193**
40680 COUNTY SERVICE AREA #30						
2173 DESIG-GENERAL	$ 80,583	$ 4,147	$ 6,471	$	$	$ 74,112
TOTAL COUNTY SERVICE AREA #30	**$ 80,583**	**$ 4,147**	**$ 6,471**	**$**	**$**	**$ 74,112**

State Controller Schedules
County Budget Act
January 2010

COUNTY OF KERN
Special Districts and other Agencies
Reserves/Designations
Fiscal Year 2010-11

Schedule 14

District Name	Reserves/ Designations June 30, 2010	Decreases or Cancellations		Increases or New		Total Reserves/ Designations for the Budget Year
		CAO Recommended	Adopted by the Board of Supervisors	CAO Recommended	Adopted by the Board of Supervisors	
1	2	3	4	5	6	7
40682 COUNTY SERVICE AREA #30 ZONE 2						
2173 DESIG-GENERAL	$ 8,142	$ 2,680	$ 3,049	$	$	$ 5,093
TOTAL COUNTY SERVICE AREA #30 ZONE 2	**$ 8,142**	**$ 2,680**	**$ 3,049**	**$**	**$**	**$ 5,093**
40685 COUNTY SERVICE AREA #31						
2173 DESIG-GENERAL	$ 8,861	$	$	$ 1,679	$ 1,509	$ 10,370
TOTAL COUNTY SERVICE AREA #31	**$ 8,861**	**$**	**$**	**$ 1,679**	**$ 1,509**	**$ 10,370**
40690 COUNTY SERVICE AREA #32						
2173 DESIG-GENERAL	$ 522	$	$	$ 218	$ 182	$ 704
TOTAL COUNTY SERVICE AREA #32	**$ 522**	**$**	**$**	**$ 218**	**$ 182**	**$ 704**
40700 COUNTY SERVICE AREA #34						
2173 DESIG-GENERAL	$ 37,985	$ 378	$ 3,401	$	$	$ 34,584
TOTAL COUNTY SERVICE AREA #34	**$ 37,985**	**$ 378**	**$ 3,401**	**$**	**$**	**$ 34,584**
40710 COUNTY SERVICE AREA #36						
2173 DESIG-GENERAL	$ 121,932	$	$	$ 15,465	$ 12,967	$ 134,899
TOTAL COUNTY SERVICE AREA #36	**$ 121,932**	**$**	**$**	**$ 15,465**	**$ 12,967**	**$ 134,899**
40715 COUNTY SERVICE AREA #37						
2173 DESIG-GENERAL	$ 37,369	$	$	$ 2,757	$ 1,093	$ 38,462
TOTAL COUNTY SERVICE AREA #37	**$ 37,369**	**$**	**$**	**$ 2,757**	**$ 1,093**	**$ 38,462**
40720 COUNTY SERVICE AREA #38						
2173 DESIG-GENERAL	$ 8,073	$ 1,843	$ 1,581	$	$	$ 6,492
TOTAL COUNTY SERVICE AREA #38	**$ 8,073**	**$ 1,843**	**$ 1,581**	**$**	**$**	**$ 6,492**
40722 COUNTY SERVICE AREA #39 ZONE 4						
2173 DESIG-GENERAL	$ 11,079	$ 5,367	$ 5,677	$	$	$ 5,402
TOTAL COUNTY SERVICE AREA #39 ZONE 4	**$ 11,079**	**$ 5,367**	**$ 5,677**	**$**	**$**	**$ 5,402**
40723 COUNTY SERVICE AREA #39 ZONE 5						
2173 DESIG-GENERAL	$ 159	$	$	$ 145	$ 349	$ 508
TOTAL COUNTY SERVICE AREA #39 ZONE 5	**$ 159**	**$**	**$**	**$ 145**	**$ 349**	**$ 508**
40724 COUNTY SERVICE AREA #40.1 EMS						
2173 DESIG-GENERAL	$ 171,078	$	$	$ 105,828	$ 107,981	$ 279,059
TOTAL COUNTY SERVICE AREA #40.1 EMS	**$ 171,078**	**$**	**$**	**$ 105,828**	**$ 107,981**	**$ 279,059**

State Controller Schedules
County Budget Act
January 2010

COUNTY OF KERN
Special Districts and other Agencies
Reserves/Designations
Fiscal Year 2010-11

Schedule 14

District Name	Reserves/ Designations June 30, 2010	Decreases or Cancellations		Increases or New		Total Reserves/ Designations for the Budget Year
		CAO Recommended	Adopted by the Board of Supervisors	CAO Recommended	Adopted by the Board of Supervisors	
1	2	3	4	5	6	7
40725 COUNTY SERVICE AREA #39						
2173 DESIG-GENERAL	$ 363	$ 14	$ 143	$	$	$ 220
TOTAL COUNTY SERVICE AREA #39	**$ 363**	**$ 14**	**$ 143**	**$**	**$**	**$ 220**
40726 CO SERVICE AREA #39 ZONE 1						
2173 DESIG-GENERAL	$ 28	$ 2,142	$	$	$ 21,954	$ 21,982
TOTAL CO SERVICE AREA #39 ZONE 1	**$ 28**	**$ 2,142**	**$**	**$**	**$ 21,954**	**$ 21,982**
40727 CO SERVICE AREA #39.2 Z OF B2						
2173 DESIG-GENERAL	$ 26,860	$ 7,015	$ 7,855	$	$	$ 19,005
TOTAL CO SERVICE AREA #39.2 Z OF B2	**$ 26,860**	**$ 7,015**	**$ 7,855**	**$**	**$**	**$ 19,005**
40730 COUNTY SERVICE AREA #40						
2168 DESIG-SEWAGE DISP SYSTEM	$ 100,000	$	$	$	$	$ 100,000
2173 DESIG-GENERAL	562,045	94,182	100,927			461,118
TOTAL COUNTY SERVICE AREA #40	**$ 662,045**	**$ 94,182**	**$ 100,927**	**$**	**$**	**$ 561,118**
40733 COUNTY SERVICE AREA #39 ZONE 8						
2173 DESIG-GENERAL	$ 17,286	$	$ 17,286	$ 15,494	$	$
TOTAL COUNTY SERVICE AREA #39 ZONE 8	**$ 17,286**	**$**	**$ 17286**	**$ 15,494**	**$**	**$**
40737 COUNTY SERVICE AREA #38 ZN 2						
2173 DESIG-GENERAL	$ 10,686	$ 4,550	$ 4,618	$	$	$ 6,068
TOTAL COUNTY SERVICE AREA #38 ZN 2	**$ 10,686**	**$ 4,550**	**$ 4,618**	**$**	**$**	**$ 6,068**
40740 COUNTY SERVICE AREA #42						
2173 DESIG-GENERAL	$ 9,977	$ 523	$ 780	$	$	$ 9,197
TOTAL COUNTY SERVICE AREA #42	**$ 9,977**	**$ 523**	**$ 780**	**$**	**$**	**$ 9,197**
40745 COUNTY SERVICE AREA #43						
2173 DESIG-GENERAL	$ 104,706	$	$	$ 12,558	$ 9,822	$ 114,528
TOTAL COUNTY SERVICE AREA #43	**$ 104,706**	**$**	**$**	**$ 12,558**	**$ 9,822**	**$ 114,528**
40750 COUNTY SERVICE AREA #44						
2173 DESIG-GENERAL	$ 77,882	$	$	$ 8,789	$ 7,527	$ 85,409
TOTAL COUNTY SERVICE AREA #44	**$ 77,882**	**$**	**$**	**$ 8,789**	**$ 7,527**	**$ 85,409**
40755 COUNTY SERVICE AREA #45						
2173 DESIG-GENERAL	$ 7,720	$	$	$ 114	$ 206	$ 7,926

State Controller Schedules
County Budget Act
January 2010

COUNTY OF KERN
Special Districts and other Agencies
Reserves/Designations
Fiscal Year 2010-11

Schedule 14

District Name	Reserves/ Designations June 30, 2010	Decreases or Cancellations		Increases or New		Total Reserves/ Designations for the Budget Year
		CAO Recommended	Adopted by the Board of Supervisors	CAO Recommended	Adopted by the Board of Supervisors	
1	2	3	4	5	6	7
TOTAL COUNTY SERVICE AREA #45	**$ 7,720**	**$**	**$**	**$ 114**	**$ 206**	**$ 7,926**
40765 COUNTY SERVICE AREA #47						
2173 DESIG-GENERAL	$ 27,885	$	$	$ 5,554	$ 5,165	$ 33,050
TOTAL COUNTY SERVICE AREA #47	**$ 27,885**	**$**	**$**	**$ 5,554**	**$ 5,165**	**$ 33,050**
40785 COUNTY SERVICE AREA #51						
2173 DESIG-GENERAL	$ 10,623	$ 1,798	$ 2,516	$	$	$ 8,107
TOTAL COUNTY SERVICE AREA #51	**$ 10,623**	**$ 1,798**	**$ 2,516**	**$**	**$**	**$ 8,107**
40790 COUNTY SERVICE AREA #52						
2173 DESIG-GENERAL	$ 42,459	$ 3,879	$ 4,742	$	$	$ 37,717
TOTAL COUNTY SERVICE AREA #52	**$ 42,459**	**$ 3,879**	**$ 4,742**	**$**	**$**	**$ 37,717**
40796 COUNTY SERVICE AREA #53 ZONE 1						
2173 DESIG-GENERAL	$ 13,192	$	$	$ 596	$ 282	$ 13,474
TOTAL COUNTY SERVICE AREA #53 ZONE 1	**$ 13,192**	**$**	**$**	**$ 596**	**$ 282**	**$ 13,474**
40800 COUNTY SERVICE AREA #54						
2173 DESIG-GENERAL	$ 14,991	$	$ 1,421	$ 363	$	$ 13,570
TOTAL COUNTY SERVICE AREA #54	**$ 14,991**	**$**	**$ 1421**	**$ 363**	**$**	**$ 13,570**
40805 COUNTY SERVICE AREA #55						
2173 DESIG-GENERAL	$ 3,368	$	$	$ 563	$ 258	$ 3,626
TOTAL COUNTY SERVICE AREA #55	**$ 3,368**	**$**	**$**	**$ 563**	**$ 258**	**$ 3,626**
40810 COUNTY SERVICE AREA #56						
2173 DESIG-GENERAL	$ 8,896	$	$ 116	$ 65	$	$ 8,780
TOTAL COUNTY SERVICE AREA #56	**$ 8,896**	**$**	**$ 116**	**$ 65**	**$**	**$ 8,780**
40820 COUNTY SERVICE AREA #58						
2173 DESIG-GENERAL	$ 17,832	$	$	$ 788	$ 135	$ 17,967
TOTAL COUNTY SERVICE AREA #58	**$ 17,832**	**$**	**$**	**$ 788**	**$ 135**	**$ 17,967**
40830 COUNTY SERVICE AREA #60						
2173 DESIG-GENERAL	$ 572,915	$	$	$ 113,442	$ 64,649	$ 637,564
TOTAL COUNTY SERVICE AREA #60	**$ 572,915**	**$**	**$**	**$ 113,442**	**$ 64,649**	**$ 637,564**
40831 COUNTY SERVICE AREA #60 ZONE 1						
2173 DESIG-GENERAL	$ 25,198	$	$	$ 392	$ 2,611	$ 27,809

State Controller Schedules
County Budget Act
January 2010

COUNTY OF KERN
Special Districts and other Agencies
Reserves/Designations
Fiscal Year 2010-11

Schedule 14

District Name	Reserves/ Designations June 30, 2010	Decreases or Cancellations		Increases or New		Total Reserves/ Designations for the Budget Year
		CAO Recommended	Adopted by the Board of Supervisors	CAO Recommended	Adopted by the Board of Supervisors	
1	2	3	4	5	6	7
TOTAL COUNTY SERVICE AREA #60 ZONE 1	**$ 25,198**	**$**	**$**	**$ 392**	**$ 2,611**	**$ 27,809**
40832 COUNTY SERVICE AREA #60 ZONE 2						
2173 DESIG-GENERAL	$ 274,560	$ 19,138	$	$	$ 19,599	$ 294,159
TOTAL COUNTY SERVICE AREA #60 ZONE 2	**$ 274,560**	**$ 19,138**	**$**	**$**	**$ 19,599**	**$ 294,159**
40836 COUNTY SERVICE AREA #61 ZONE 1						
2173 DESIG-GENERAL	$ 56,684	$ 1,151	$ 2,517	$	$	$ 54,167
TOTAL COUNTY SERVICE AREA #61 ZONE 1	**$ 56,684**	**$ 1,151**	**$ 2,517**	**$**	**$**	**$ 54,167**
40837 COUNTY SERVICE AREA #61 ZONE 2						
2173 DESIG-GENERAL	$ 1,940	$	$ 163	$ 53	$	$ 1,777
TOTAL COUNTY SERVICE AREA #61 ZONE 2	**$ 1,940**	**$**	**$ 163**	**$ 53**	**$**	**$ 1,777**
40838 COUNTY SERVICE AREA #61 ZONE 3						
2173 DESIG-GENERAL	$ 23,254	$	$	$ 4,131	$ 3,701	$ 26,955
TOTAL COUNTY SERVICE AREA #61 ZONE 3	**$ 23,254**	**$**	**$**	**$ 4,131**	**$ 3,701**	**$ 26,955**
40839 COUNTY SERVICE AREA #61 ZONE 4						
2173 DESIG-GENERAL	$ 6,069	$	$	$ 1,114	$ 978	$ 7,047
TOTAL COUNTY SERVICE AREA #61 ZONE 4	**$ 6,069**	**$**	**$**	**$ 1,114**	**$ 978**	**$ 7,047**
40840 COUNTY SERVICE AREA #62						
2173 DESIG-GENERAL	$ 9,931	$ 3,534	$ 3,742	$	$	$ 6,189
TOTAL COUNTY SERVICE AREA #62	**$ 9,931**	**$ 3,534**	**$ 3,742**	**$**	**$**	**$ 6,189**
40845 COUNTY SERVICE AREA #63						
2173 DESIG-GENERAL	$ 22,371	$	$	$ 11,098	$ 9,513	$ 31,884
TOTAL COUNTY SERVICE AREA #63	**$ 22,371**	**$**	**$**	**$ 11,098**	**$ 9,513**	**$ 31,884**
40846 COUNTY SERVICE AREA #63 ZONE 1						
2173 DESIG-GENERAL	$ 69,341	$	$	$ 34,622	$ 32,255	$ 101,596
TOTAL COUNTY SERVICE AREA #63 ZONE 1	**$ 69,341**	**$**	**$**	**$ 34,622**	**$ 32,255**	**$ 101,596**
40847 COUNTY SERVICE AREA #63 ZONE 2						
2173 DESIG-GENERAL	$ 18,597	$	$ 756	$ 308	$	$ 17,841
TOTAL COUNTY SERVICE AREA #63 ZONE 2	**$ 18,597**	**$**	**$ 756**	**$ 308**	**$**	**$ 17,841**
40848 COUNTY SERVICE AREA #63 ZONE 3						
2173 DESIG-GENERAL	$ 100,593	$	$	$ 13,094	$ 8,329	$ 108,922

State Controller Schedules
County Budget Act
January 2010

COUNTY OF KERN
Special Districts and other Agencies
Reserves/Designations
Fiscal Year 2010-11

Schedule 14

District Name	Reserves/ Designations June 30, 2010	Decreases or Cancellations		Increases or New		Total Reserves/ Designations for the Budget Year
		CAO Recommended	Adopted by the Board of Supervisors	CAO Recommended	Adopted by the Board of Supervisors	
1	2	3	4	5	6	7
TOTAL COUNTY SERVICE AREA #63 ZONE 3	**$ 100,593**	**$**	**$**	**$ 13,094**	**$ 8,329**	**$ 108,922**
40849 COUNTY SERVICE AREA #63 ZONE 4						
2173 DESIG-GENERAL	$ 196,445	$ 3,085	$	$	$ 34,960	$ 231,405
TOTAL COUNTY SERVICE AREA #63 ZONE 4	**$ 196,445**	**$ 3,085**	**$**	**$**	**$ 34,960**	**$ 231,405**
40851 COUNTY SERVICE AREA #63 ZONE 5						
2173 DESIG-GENERAL	$ 84,477	$ 38,433	$ 53,003	$	$	$ 31,474
TOTAL COUNTY SERVICE AREA #63 ZONE 5	**$ 84,477**	**$ 38,433**	**$ 53,003**	**$**	**$**	**$ 31,474**
40852 COUNTY SERVICE AREA #63 ZONE 6						
2173 DESIG-GENERAL	$ 44,389	$ 14,468	$	$	$ 19,012	$ 63,401
TOTAL COUNTY SERVICE AREA #63 ZONE 6	**$ 44,389**	**$ 14,468**	**$**	**$**	**$ 19,012**	**$ 63,401**
40855 COUNTY SERVICE AREA #65						
2163 DESIG-WTLNS/HYD RPLC	$ 90,000	$	$	$	$	$ 90,000
2173 DESIG-GENERAL	80,266	64,225	68,286			11,980
TOTAL COUNTY SERVICE AREA #65	**$ 170,266**	**$ 64,225**	**$ 68,286**	**$**	**$**	**$ 101,980**
40856 COUNTY SERVICE AREA #65.1						
2173 DESIG-GENERAL	$ 14,535	$	$	$ 384	$ 113	$ 14,648
TOTAL COUNTY SERVICE AREA #65.1	**$ 14,535**	**$**	**$**	**$ 384**	**$ 113**	**$ 14,648**
40860 COUNTY SERVICE AREA #66						
2173 DESIG-GENERAL	$ 5,039	$	$	$ 1,884	$ 1,379	$ 6,418
TOTAL COUNTY SERVICE AREA #66	**$ 5,039**	**$**	**$**	**$ 1,884**	**$ 1,379**	**$ 6,418**
40862 COUNTY SERVICE AREA #66 ZONE 2						
2173 DESIG-GENERAL	$ 1,689	$	$	$ 457	$ 913	$ 2,602
TOTAL COUNTY SERVICE AREA #66 ZONE 2	**$ 1,689**	**$**	**$**	**$ 457**	**$ 913**	**$ 2,602**
40863 COUNTY SERVICE AREA #66 ZONE 3						
2173 DESIG-GENERAL	$ 5,627	$ 147	$	$	$ 65	$ 5,692
TOTAL COUNTY SERVICE AREA #66 ZONE 3	**$ 5,627**	**$ 147**	**$**	**$**	**$ 65**	**$ 5,692**
40864 COUNTY SERVICE AREA #66 ZONE 4						
2173 DESIG-GENERAL	$ 1,491	$	$	$ 1,353	$ 1,224	$ 2,715
TOTAL COUNTY SERVICE AREA #66 ZONE 4	**$ 1,491**	**$**	**$**	**$ 1,353**	**$ 1,224**	**$ 2,715**
40865 COUNTY SERVICE AREA #67						

State Controller Schedules
County Budget Act
January 2010

COUNTY OF KERN
Special Districts and other Agencies
Reserves/Designations
Fiscal Year 2010-11

Schedule 14

District Name	Reserves/ Designations June 30, 2010	Decreases or Cancellations		Increases or New		Total Reserves/ Designations for the Budget Year
		CAO Recommended	Adopted by the Board of Supervisors	CAO Recommended	Adopted by the Board of Supervisors	
1	2	3	4	5	6	7
2173 DESIG-GENERAL	$ 9,485	$	$	$ 1,769	$ 957	$ 10,442
TOTAL COUNTY SERVICE AREA #67	**$ 9,485**	**$**	**$**	**$ 1,769**	**$ 957**	**$ 10,442**
40866 COUNTY SERVICE AREA #67 ZN 1						
2173 DESIG-GENERAL	$ 1,950	$	$	$ 1,123	$ 1,497	$ 3,447
TOTAL COUNTY SERVICE AREA #67 ZN 1	**$ 1,950**	**$**	**$**	**$ 1,123**	**$ 1,497**	**$ 3,447**
40875 COUNTY SERVICE AREA #69						
2173 DESIG-GENERAL	$ 11,802	$	$	$ 228	$ 411	$ 12,213
TOTAL COUNTY SERVICE AREA #69	**$ 11,802**	**$**	**$**	**$ 228**	**$ 411**	**$ 12,213**
40885 COUNTY SERVICE AREA #71						
2164 DESIG-TRUNK LINE	$ 15,018	$	$	$	$	$ 15,018
2173 DESIG-GENERAL	78,293			93,780	111,949	190,242
TOTAL COUNTY SERVICE AREA #71	**$ 93,311**	**$**	**$**	**$ 93,780**	**$ 111,949**	**$ 205,260**
40886 COUNTY SERVICE AREA #71 ZONE 1						
2173 DESIG-GENERAL	$ 40,427	$	$	$ 4,446	$ 551	$ 40,978
TOTAL COUNTY SERVICE AREA #71 ZONE 1	**$ 40,427**	**$**	**$**	**$ 4,446**	**$ 551**	**$ 40,978**
40887 COUNTY SERVICE AREA #71 ZONE 2						
2173 DESIG-GENERAL	$ 62,950	$	$	$ 15,132	$ 6,425	$ 69,375
TOTAL COUNTY SERVICE AREA #71 ZONE 2	**$ 62,950**	**$**	**$**	**$ 15,132**	**$ 6,425**	**$ 69,375**
40888 COUNTY SERVICE AREA #71 ZONE 3						
2173 DESIG-GENERAL	$ 514,896	$ 223,827	$ 119,285	$	$	$ 395,611
TOTAL COUNTY SERVICE AREA #71 ZONE 3	**$ 514,896**	**$ 223,827**	**$ 119,285**	**$**	**$**	**$ 395,611**
40890 COUNTY SERVICE AREA #72						
2173 DESIG-GENERAL	$ 2,623	$ 412	$ 522	$	$	$ 2,101
TOTAL COUNTY SERVICE AREA #72	**$ 2,623**	**$ 412**	**$ 522**	**$**	**$**	**$ 2,101**
40893 COUNTY SERVICE AREA #71 ZONE 5						
2173 DESIG-GENERAL	$ 108,072	$	$	$ 10,843	$ 5,252	$ 113,324
TOTAL COUNTY SERVICE AREA #71 ZONE 5	**$ 108,072**	**$**	**$**	**$ 10,843**	**$ 5,252**	**$ 113,324**
40894 COUNTY SERVICE AREA #71 ZONE 6						
2173 DESIG-GENERAL	$ 3,776	$	$	$ 503	$ 386	$ 4,162
TOTAL COUNTY SERVICE AREA #71 ZONE 6	**$ 3,776**	**$**	**$**	**$ 503**	**$ 386**	**$ 4,162**

State Controller Schedules
County Budget Act
January 2010

COUNTY OF KERN
Special Districts and other Agencies
Reserves/Designations
Fiscal Year 2010-11

Schedule 14

District Name	Reserves/ Designations June 30, 2010	Decreases or Cancellations		Increases or New		Total Reserves/ Designations for the Budget Year
		CAO Recommended	Adopted by the Board of Supervisors	CAO Recommended	Adopted by the Board of Supervisors	
1	2	3	4	5	6	7
40895 COUNTY SERVICE AREA #71 ZONE 7						
2173 DESIG-GENERAL	$ 493,464	$	$	$ 123,895	$ 182,536	$ 676,000
TOTAL COUNTY SERVICE AREA #71 ZONE 7	**$ 493,464**	**$**	**$**	**$ 123,895**	**$ 182,536**	**$ 676,000**
40896 COUNTY SERVICE AREA #71 ZONE 8						
2173 DESIG-GENERAL	$ 619,168	$	$	$ 13,698	$ 8,289	$ 627,457
TOTAL COUNTY SERVICE AREA #71 ZONE 8	**$ 619,168**	**$**	**$**	**$ 13,698**	**$ 8,289**	**$ 627,457**
40901 COUNTY SERVICE AREA #71 ZONE 9						
2173 DESIG-GENERAL	$ 49,407	$	$	$ 1,437	$ 1,639	$ 51,046
TOTAL COUNTY SERVICE AREA #71 ZONE 9	**$ 49,407**	**$**	**$**	**$ 1,437**	**$ 1,639**	**$ 51,046**
40904 COUNTY SERVICE AREA #81						
2173 DESIG-GENERAL	$ 22,539	$	$	$ 2,012	$ 2,061	$ 24,600
TOTAL COUNTY SERVICE AREA #81	**$ 22,539**	**$**	**$**	**$ 2,012**	**$ 2,061**	**$ 24,600**
40906 COUNTY SERVICE AREA #85						
2173 DESIG-GENERAL	$ 98,959	$ 1,659	$ 2,018	$	$	$ 96,941
TOTAL COUNTY SERVICE AREA #85	**$ 98,959**	**$ 1,659**	**$ 2,018**	**$**	**$**	**$ 96,941**
40908 COUNTY SERVICE AREA 71 ZONE 10						
2173 DESIG-GENERAL	$ 290,502	$	$	$ 65,945	$ 61,946	$ 352,448
TOTAL COUNTY SERVICE AREA 71 ZONE 10	**$ 290,502**	**$**	**$**	**$ 65,945**	**$ 61,946**	**$ 352,448**
40911 COUNTY SERVICE AREA #87						
2173 DESIG-GENERAL	$ 13,303	$	$	$ 2,675	$ 2,594	$ 15,897
TOTAL COUNTY SERVICE AREA #87	**$ 13,303**	**$**	**$**	**$ 2,675**	**$ 2,594**	**$ 15,897**
40913 COUNTY SERVICE AREA #89						
2173 DESIG-GENERAL	$ 3,398	$	$	$ 2,450	$ 2,065	$ 5,463
TOTAL COUNTY SERVICE AREA #89	**$ 3,398**	**$**	**$**	**$ 2,450**	**$ 2,065**	**$ 5,463**
40914 COUNTY SERVICE AREA #91						
2173 DESIG-GENERAL	$ 8,929	$	$	$ 801	$ 586	$ 9,515
TOTAL COUNTY SERVICE AREA #91	**$ 8,929**	**$**	**$**	**$ 801**	**$ 586**	**$ 9,515**
40915 COUNTY SERVICE AREA #92						
2173 DESIG-GENERAL	$ 15,834	$	$	$ 985	$ 719	$ 16,553
TOTAL COUNTY SERVICE AREA #92	**$ 15,834**	**$**	**$**	**$ 985**	**$ 719**	**$ 16,553**

State Controller Schedules
County Budget Act
January 2010

COUNTY OF KERN
Special Districts and other Agencies
Reserves/Designations
Fiscal Year 2010-11

Schedule 14

District Name	Reserves/ Designations June 30, 2010	Decreases or Cancellations		Increases or New		Total Reserves/ Designations for the Budget Year
		CAO Recommended	Adopted by the Board of Supervisors	CAO Recommended	Adopted by the Board of Supervisors	
1	2	3	4	5	6	7
40916 COUNTY SERVICE AREA #92 ZONE 1						
2173 DESIG-GENERAL	$ 24,469	$	$	$ 5,225	$ 7,468	$ 31,937
TOTAL COUNTY SERVICE AREA #92 ZONE 1	**$ 24,469**	**$**	**$**	**$ 5,225**	**$ 7,468**	**$ 31,937**
40917 COUNTY SERVICE AREA #92 ZONE 2						
2173 DESIG-GENERAL	$ 4,944	$	$	$ 98	$ 43	$ 4,987
TOTAL COUNTY SERVICE AREA #92 ZONE 2	**$ 4,944**	**$**	**$**	**$ 98**	**$ 43**	**$ 4,987**
40918 CSA #95 - CONSTRUCTION						
2173 DESIG-GENERAL	$ 20,545	$ 73	$	$	$ 127	$ 20,672
TOTAL CSA #95 - CONSTRUCTION	**$ 20,545**	**$ 73**	**$**	**$**	**$ 127**	**$ 20,672**
40920 CSA #94						
2173 DESIG-GENERAL	$ 1,137	$ 216	$ 53	$	$	$ 1,084
TOTAL CSA #94	**$ 1,137**	**$ 216**	**$ 53**	**$**	**$**	**$ 1,084**
40921 CSA #94 ZONE 1						
2173 DESIG-GENERAL	$ 7,170	$ 3,794	$ 3,766	$	$	$ 3,404
TOTAL CSA #94 ZONE 1	**$ 7,170**	**$ 3,794**	**$ 3,766**	**$**	**$**	**$ 3,404**
40922 COUNTY SERVICE AREA #97 ZONE 1						
2173 DESIG-GENERAL	$	$	$	$	$ 111	$ 111
TOTAL COUNTY SERVICE AREA #97 ZONE 1	**$**	**$**	**$**	**$**	**$ 111**	**$ 111**
40923 COUNTY SERVICE AREA #97 ZONE 2						
2173 DESIG-GENERAL	$ 6,165	$	$	$ 2,420	$ 2,468	$ 8,633
TOTAL COUNTY SERVICE AREA #97 ZONE 2	**$ 6,165**	**$**	**$**	**$ 2,420**	**$ 2,468**	**$ 8,633**
40925 COUNTY SERVICE AREA #97						
2173 DESIG-GENERAL	$ 4,252	$	$	$ 3,401	$ 3,805	$ 8,057
TOTAL COUNTY SERVICE AREA #97	**$ 4,252**	**$**	**$**	**$ 3,401**	**$ 3,805**	**$ 8,057**
TOTAL COUNTY SERVICE AREAS	**$ 7,257,862**	**$ 691,781**	**$ 508,543**	**$ 753,723**	**$ 847,626**	**$ 7,596,945**
SANITATION DISTRICTS						
40313 FORD CITY-TAFT HTS SANIT M&O						
2198 DESIG-CAPITAL PROJECTS	$ 680,279	$ 46,151	$	$	$ 27,620	$ 707,899
TOTAL FORD CITY-TAFT HTS SANIT M&O	**$ 680,279**	**$ 46,151**	**$**	**$**	**$ 27,620**	**$ 707,899**

State Controller Schedules
County Budget Act
January 2010

COUNTY OF KERN
Special Districts and other Agencies
Reserves/Designations
Fiscal Year 2010-11

Schedule 14

District Name	Reserves/ Designations June 30, 2010	Decreases or Cancellations		Increases or New		Total Reserves/ Designations for the Budget Year
		CAO Recommended	Adopted by the Board of Supervisors	CAO Recommended	Adopted by the Board of Supervisors	
1	2	3	4	5	6	7
40332 KERN SANITATION AUTHORITY						
2198 DESIG-CAPITAL PROJECTS	$ 3,446,028	$	$	$ 411,958	$ 874,730	$ 4,320,758
TOTAL KERN SANITATION AUTHORITY	**$ 3,446,028**	**$**	**$**	**$ 411,958**	**$ 874,730**	**$ 4,320,758**
TOTAL SANITATION DISTRICTS	**$ 4,126,307**	**$ 46,151**	**$**	**$ 411,958**	**$ 902,350**	**$ 5,028,657**
PUBLIC ASSISTANCE AUTHORITY						
40491 IHSS PUBLIC AUTHORITY						
2173 DESIG-GENERAL	$ 221	$	$	$	$	$ 221
TOTAL IHSS PUBLIC AUTHORITY	**$ 221**	**$**	**$**	**$**	**$**	**$ 221**
TOTAL PUBLIC ASSISTANCE AUTHORITY	**$ 221**	**$**	**$**	**$**	**$**	**$ 221**
TOTAL SPECIAL DISTRICTS AND OTHER AGENCIES	**$ 11,384,390**	**$ 737,932**	**$ 508,543**	**$ 1,165,681**	**$ 1,749,976**	**$ 12,625,823**
Arithmetic Results						COL 2-4&6
Total Transferred To	SCH 13, COL'S		SCH 12, COL 3		SCH 12, COL 7	

THIS PAGE INTENTIONALLY LEFT BLANK

State Controller Schedules
County Budget Act
January 2010

COUNTY OF KERN
Special Districts and Other Agencies
Financing Sources and Uses by Budget Unit by Object
Fiscal Year 2010-11

Schedule 15

COUNTY SERVICE AREA #3
SPECIAL DISTRICT

Fund 40515
Budget Unit 9103

Detail by Revenue Category and Expenditure Object	Actual 2008-09	Actual 2009-10	CAO Recommended 2010-11	Adopted by the Board of Supervisors 2010-11
1	2	3	4	5
TAXES	$ 1,948	$ 1,200	$ 1,069	$ 1,069
FINES AND FORFEITURES	41	21		
USE OF MONEY/PROPERTY	165	87	161	161
CHARGES FOR SERVICES	(14)	(14)		
OTHER FINANCING SOURCES	60	47	46	46
TOTAL REVENUE	**$ 2,200**	**$ 1,341**	**$ 1,276**	**$ 1,276**
SERVICES & SUPPLIES	$ 1,997	$ 2,238	$ 2,250	$ 2,250
OTHER CHARGES	94	27	50	50
TOTAL EXPENDITURES/APPROPRIATIONS	**$ 2,091**	**$ 2,265**	**$ 2,300**	**$ 2,300**
NET COST	**$ 109**	**$ (924)**	**$ (1,024)**	**$ (1,024)**

State Controller Schedules
County Budget Act
January 2010

COUNTY OF KERN
Special Districts and Other Agencies
Financing Sources and Uses by Budget Unit by Object
Fiscal Year 2010-11

Schedule 15

COUNTY SERVICE AREA #4
SPECIAL DISTRICT

Fund 40520
Budget Unit 9104

Detail by Revenue Category and Expenditure Object	Actual 2008-09	Actual 2009-10	CAO Recommended 2010-11	Adopted by the Board of Supervisors 2010-11
1	2	3	4	5
TAXES	$ 6,115	$ 5,261	$ 4,845	$ 4,845
FINES AND FORFEITURES	41	46		
USE OF MONEY/PROPERTY	366	185	324	324
CHARGES FOR SERVICES	(37)	(37)		
OTHER FINANCING SOURCES	176	159	156	156
TOTAL REVENUE	**$ 6,661**	**$ 5,614**	**$ 5,325**	**$ 5,325**
SERVICES & SUPPLIES	$ 6,755	$ 6,895	$ 7,650	$ 7,650
OTHER CHARGES	344	82	150	150
TOTAL EXPENDITURES/APPROPRIATIONS	**$ 7,099**	**$ 6,977**	**$ 7,800**	**$ 7,800**
NET COST	**$ (438)**	**$ (1,363)**	**$ (2,475)**	**$ (2,475)**

State Controller Schedules
County Budget Act
January 2010

COUNTY OF KERN
Special Districts and Other Agencies
Financing Sources and Uses by Budget Unit by Object
Fiscal Year 2010-11

Schedule 15

COUNTY SERVICE AREA #5
SPECIAL DISTRICT

Fund 40525
Budget Unit 9105

Detail by Revenue Category and Expenditure Object	Actual 2008-09	Actual 2009-10	CAO Recommended 2010-11	Adopted by the Board of Supervisors 2010-11
1	2	3	4	5
TAXES	$ 4,008	$ 4,221	$ 2,964	$ 2,964
FINES AND FORFEITURES	74	239		
USE OF MONEY/PROPERTY	562	310	600	600
CHARGES FOR SERVICES	(47)	(47)		
OTHER FINANCING SOURCES	140	141	116	116
TOTAL REVENUE	**$ 4,737**	**$ 4,864**	**$ 3,680**	**$ 3,680**
APPROPRIATION FR CONTINGENCIES	$	$	$ 700	$ 700
SERVICES & SUPPLIES	4,100	4,176	5,025	5,025
OTHER CHARGES	156	41	75	75
TOTAL EXPENDITURES/APPROPRIATIONS	**$ 4,256**	**$ 4,217**	**$ 5,800**	**$ 5,800**
NET COST	**$ 481**	**$ 647**	**$ (2,120)**	**$ (2,120)**

State Controller Schedules
County Budget Act
January 2010

COUNTY OF KERN
Special Districts and Other Agencies
Financing Sources and Uses by Budget Unit by Object
Fiscal Year 2010-11

Schedule 15

COUNTY SERVICE AREA #6
SPECIAL DISTRICT

Fund 40530
Budget Unit 9106

Detail by Revenue Category and Expenditure Object	Actual 2008-09	Actual 2009-10	CAO Recommended 2010-11	Adopted by the Board of Supervisors 2010-11
1	2	3	4	5
TAXES	$ 14,865	$ 7,881	$ 7,154	$ 7,154
FINES AND FORFEITURES	35	111		
USE OF MONEY/PROPERTY	1,113	603	1,075	1,075
CHARGES FOR SERVICES	(90)	(90)		
OTHER FINANCING SOURCES	395	339	320	320
TOTAL REVENUE	**$ 16,318**	**$ 8,844**	**$ 8,549**	**$ 8,549**
SERVICES & SUPPLIES	$ 14,480	$ 15,199	$ 15,590	$ 15,590
OTHER CHARGES	469	188	410	410
TOTAL EXPENDITURES/APPROPRIATIONS	**$ 14,949**	**$ 15,387**	**$ 16,000**	**$ 16,000**
NET COST	**$ 1,369**	**$ (6,543)**	**$ (7,451)**	**$ (7,451)**

State Controller Schedules
County Budget Act
January 2010

COUNTY OF KERN
Special Districts and Other Agencies
Financing Sources and Uses by Budget Unit by Object
Fiscal Year 2010-11

Schedule 15

COUNTY SERVICE AREA #7
SPECIAL DISTRICT

Fund 40535
Budget Unit 9107

Detail by Revenue Category and Expenditure Object	Actual 2008-09	Actual 2009-10	CAO Recommended 2010-11	Adopted by the Board of Supervisors 2010-11
1	2	3	4	5
TAXES	$ 566	$ 522	$ 356	$ 356
FINES AND FORFEITURES	4	57		
USE OF MONEY/PROPERTY	45	26	43	43
CHARGES FOR SERVICES	(5)	(05)		
OTHER FINANCING SOURCES	18	15	14	14
TOTAL REVENUE	**$ 628**	**$ 615**	**$ 413**	**$ 413**
SERVICES & SUPPLIES	$ 516	$ 544	$ 701	$ 701
OTHER CHARGES	109	09	19	19
TOTAL EXPENDITURES/APPROPRIATIONS	**$ 625**	**$ 553**	**$ 720**	**$ 720**
NET COST	**$ 3**	**$ 62**	**$ (307)**	**$ (307)**

State Controller Schedules
County Budget Act
January 2010

COUNTY OF KERN
Special Districts and Other Agencies
Financing Sources and Uses by Budget Unit by Object
Fiscal Year 2010-11

Schedule 15

COUNTY SERVICE AREA #8
SPECIAL DISTRICT

Fund 40540
Budget Unit 9108

Detail by Revenue Category and Expenditure Object	Actual 2008-09	Actual 2009-10	CAO Recommended 2010-11	Adopted by the Board of Supervisors 2010-11
1	2	3	4	5
TAXES	$ 13,248	$ 13,175	$ 12,588	$ 12,588
FINES AND FORFEITURES	48	223		
USE OF MONEY/PROPERTY	738	359	590	590
CHARGES FOR SERVICES	(48)	(48)		
OTHER FINANCING SOURCES	430	394	380	380
TOTAL REVENUE	**$ 14,416**	**$ 14,103**	**$ 13,558**	**$ 13,558**
APPROPRIATION FR CONTINGENCIES	$	$	$ 1,767	$ 1,767
SERVICES & SUPPLIES	15,366	16,368	16,853	16,853
OTHER CHARGES	890	174	380	380
TOTAL EXPENDITURES/APPROPRIATIONS	**$ 16,256**	**$ 16,542**	**$ 19,000**	**$ 19,000**
NET COST	**$ (1,840)**	**$ (2,439)**	**$ (5,442)**	**$ (5,442)**

State Controller Schedules
County Budget Act
January 2010

COUNTY OF KERN
Special Districts and Other Agencies
Financing Sources and Uses by Budget Unit by Object
Fiscal Year 2010-11

Schedule 15

COUNTY SERVICE AREA #9
SPECIAL DISTRICT

Fund 40545
Budget Unit 9109

Detail by Revenue Category and Expenditure Object	Actual 2008-09	Actual 2009-10	CAO Recommended 2010-11	Adopted by the Board of Supervisors 2010-11
1	2	3	4	5
TAXES	$ 23,500	$ 23,566	$ 22,082	$ 22,082
FINES AND FORFEITURES	324	344		
USE OF MONEY/PROPERTY	1,494	802	1,645	1,645
CHARGES FOR SERVICES	(80)	(80)		
OTHER FINANCING SOURCES	650	580	580	580
TOTAL REVENUE	**$ 25,888**	**$ 25,212**	**$ 24,307**	**$ 24,307**
APPROPRIATION FR CONTINGENCIES	$	$	$ 2,625	$ 2,625
SERVICES & SUPPLIES	24,719	24,246	25,851	25,851
OTHER CHARGES	781	311	524	524
TOTAL EXPENDITURES/APPROPRIATIONS	**$ 25,500**	**$ 24,557**	**$ 29,000**	**$ 29,000**
NET COST	**$ 388**	**$ 655**	**$ (4,693)**	**$ (4,693)**

State Controller Schedules
County Budget Act
January 2010

COUNTY OF KERN
Special Districts and Other Agencies
Financing Sources and Uses by Budget Unit by Object
Fiscal Year 2010-11

Schedule 15

COUNTY SERVICE AREA #10
SPECIAL DISTRICT

Fund 40550
Budget Unit 9110

Detail by Revenue Category and Expenditure Object	Actual 2008-09	Actual 2009-10	CAO Recommended 2010-11	Adopted by the Board of Supervisors 2010-11
1	2	3	4	5
TAXES	$ 21,830	$ 14,018	$ 11,476	$ 11,476
FINES AND FORFEITURES	26	84		
USE OF MONEY/PROPERTY	1,611	851	1,555	1,555
CHARGES FOR SERVICES	(123)	(123)		
OTHER FINANCING SOURCES	600	528	510	510
TOTAL REVENUE	**$ 23,944**	**$ 15,358**	**$ 13,541**	**$ 13,541**
SERVICES & SUPPLIES	$ 22,639	$ 22,118	$ 25,050	$ 25,050
OTHER CHARGES	625	279	450	450
TOTAL EXPENDITURES/APPROPRIATIONS	**$ 23,264**	**$ 22,397**	**$ 25,500**	**$ 25,500**
NET COST	**$ 680**	**$ (7,039)**	**$ (11,959)**	**$ (11,959)**

State Controller Schedules
County Budget Act
January 2010

COUNTY OF KERN
Special Districts and Other Agencies
Financing Sources and Uses by Budget Unit by Object
Fiscal Year 2010-11

Schedule 15

COUNTY SERVICE AREA #11
SPECIAL DISTRICT

Fund 40555
Budget Unit 9111

Detail by Revenue Category and Expenditure Object	Actual 2008-09	Actual 2009-10	CAO Recommended 2010-11	Adopted by the Board of Supervisors 2010-11
1	2	3	4	5
TAXES	$ 23,366	$ 23,365	$ 22,519	$ 22,519
FINES AND FORFEITURES	775	478		
USE OF MONEY/PROPERTY	3,007	1,569	3,029	3,029
CHARGES FOR SERVICES	(265)	(265)		
OTHER FINANCING SOURCES	880	812	780	780
TOTAL REVENUE	**$ 27,763**	**$ 25,959**	**$ 26,328**	**$ 26,328**
APPROPRIATION FR CONTINGENCIES	$	$	$ 3,600	$ 3,600
SERVICES & SUPPLIES	28,690	30,473	34,620	34,620
OTHER CHARGES	937	403	780	780
TOTAL EXPENDITURES/APPROPRIATIONS	**$ 29,627**	**$ 30,876**	**$ 39,000**	**$ 39,000**
NET COST	**$ (1,864)**	**$ (4,917)**	**$ (12,672)**	**$ (12,672)**

State Controller Schedules
County Budget Act
January 2010

COUNTY OF KERN
Special Districts and Other Agencies
Financing Sources and Uses by Budget Unit by Object
Fiscal Year 2010-11

Schedule 15

COUNTY SERVICE AREA #12.2
SPECIAL DISTRICT

Fund 40561
Budget Unit 9113

Detail by Revenue Category and Expenditure Object	Actual 2008-09	Actual 2009-10	CAO Recommended 2010-11	Adopted by the Board of Supervisors 2010-11
1	2	3	4	5
USE OF MONEY/PROPERTY	$ 79	$ 37	$	$
TOTAL REVENUE	**$ 79**	**$ 37**	**$**	**$**
SERVICES & SUPPLIES	$ 235	$	$ 2,081	$ 2,038
OTHER CHARGES	312	23	40	40
TOTAL EXPENDITURES/APPROPRIATIONS	**$ 547**	**$ 23**	**$ 2,121**	**$ 2,078**
NET COST	**$ (468)**	**$ 14**	**$ (2,121)**	**$ (2,078)**

State Controller Schedules
County Budget Act
January 2010

COUNTY OF KERN
Special Districts and Other Agencies
Financing Sources and Uses by Budget Unit by Object
Fiscal Year 2010-11

Schedule 15

COUNTY SERVICE AREA #12.6
SPECIAL DISTRICT

Fund 40565
Budget Unit 9117

Detail by Revenue Category and Expenditure Object	Actual 2008-09	Actual 2009-10	CAO Recommended 2010-11	Adopted by the Board of Supervisors 2010-11
1	2	3	4	5
USE OF MONEY/PROPERTY	$ 273	$ 144	$	$
TOTAL REVENUE	**$ 273**	**$ 144**	**$**	**$**
SERVICES & SUPPLIES	$	$ 01	$ 8,322	$ 8,193
OTHER CHARGES	625		170	170
TOTAL EXPENDITURES/APPROPRIATIONS	**$ 625**	**$ 01**	**$ 8,492**	**$ 8,363**
NET COST	**$ (352)**	**$ 143**	**$ (8,492)**	**$ (8,363)**

State Controller Schedules
County Budget Act
January 2010

COUNTY OF KERN
Special Districts and Other Agencies
Financing Sources and Uses by Budget Unit by Object
Fiscal Year 2010-11

Schedule 15

COUNTY SERVICE AREA #12.9
SPECIAL DISTRICT

Fund 40568
Budget Unit 9120

Detail by Revenue Category and Expenditure Object	Actual 2008-09	Actual 2009-10	CAO Recommended 2010-11	Adopted by the Board of Supervisors 2010-11
1	2	3	4	5
TAXES	$ 7	$ (6)	$	$
FINES AND FORFEITURES	14			
USE OF MONEY/PROPERTY	256			
TOTAL REVENUE	**$ 277**	**$ (6)**	**$**	**$**
SERVICES & SUPPLIES	$ 235	$ 01	$ 7,528	$ 7,245
OTHER CHARGES	625	73	130	130
TOTAL EXPENDITURES/APPROPRIATIONS	**$ 860**	**$ 74**	**$ 7,658**	**$ 7,375**
NET COST	**$ (583)**	**$ (80)**	**$ (7,658)**	**$ (7,375)**

State Controller Schedules
County Budget Act
January 2010

COUNTY OF KERN
Special Districts and Other Agencies
Financing Sources and Uses by Budget Unit by Object
Fiscal Year 2010-11

Schedule 15

COUNTY SERVICE AREA #12.13
SPECIAL DISTRICT

Fund 40573
Budget Unit 9126

Detail by Revenue Category and Expenditure Object	Actual 2008-09	Actual 2009-10	CAO Recommended 2010-11	Adopted by the Board of Supervisors 2010-11
1	2	3	4	5
TAXES	$ 21	$	$	$
FINES AND FORFEITURES	50			
USE OF MONEY/PROPERTY	65			
TOTAL REVENUE	**$ 136**	**$**	**$**	**$**
SERVICES & SUPPLIES	$ 4,256	$	$	$
OTHER CHARGES	100			
TOTAL EXPENDITURES/APPROPRIATIONS	**$ 4,356**	**$**	**$**	**$**
NET COST	**$ (4,220)**	**$**	**$**	**$**

State Controller Schedules
County Budget Act
January 2010

COUNTY OF KERN
Special Districts and Other Agencies
Financing Sources and Uses by Budget Unit by Object
Fiscal Year 2010-11

Schedule 15

COUNTY SERVICE AREA #12.1 ZN 1
SPECIAL DISTRICT

Fund 40572
Budget Unit 9128

Detail by Revenue Category and Expenditure Object	Actual 2008-09	Actual 2009-10	CAO Recommended 2010-11	Adopted by the Board of Supervisors 2010-11
1	2	3	4	5
USE OF MONEY/PROPERTY	$ 114	$ 60	$	$
TOTAL REVENUE	**$ 114**	**$ 60**	**$**	**$**
SERVICES & SUPPLIES	$	$	$ 3,415	$ 3,359
OTHER CHARGES	312	32	50	50
TOTAL EXPENDITURES/APPROPRIATIONS	**$ 312**	**$ 32**	**$ 3,465**	**$ 3,409**
NET COST	**$ (198)**	**$ 28**	**$ (3,465)**	**$ (3,409)**

State Controller Schedules
County Budget Act
January 2010

COUNTY OF KERN
Special Districts and Other Agencies
Financing Sources and Uses by Budget Unit by Object
Fiscal Year 2010-11

Schedule 15

COUNTY SERVICE AREA #11 ZONE 4
SPECIAL DISTRICT

Fund 40556
Budget Unit 9129

Detail by Revenue Category and Expenditure Object	Actual 2008-09	Actual 2009-10	CAO Recommended 2010-11	Adopted by the Board of Supervisors 2010-11
1	2	3	4	5
TAXES	$ 125,311	$ 160,237	$ 129,276	$ 129,276
FINES AND FORFEITURES	498	830		
USE OF MONEY/PROPERTY	2,531	2,066	2,026	2,026
CHARGES FOR SERVICES	(123)	(124)		
TOTAL REVENUE	**$ 128,217**	**$ 163,009**	**$ 131,302**	**$ 131,302**
APPROPRIATION FR CONTINGENCIES	$	$	$ 9,580	$ 9,580
SERVICES & SUPPLIES	74,225	164,204	167,420	167,420
OTHER CHARGES	312	1,533	2,000	2,000
TOTAL EXPENDITURES/APPROPRIATIONS	**$ 74,537**	**$ 165,737**	**$ 179,000**	**$ 179,000**
NET COST	**$ 53,680**	**$ (2,728)**	**$ (47,698)**	**$ (47,698)**

State Controller Schedules
County Budget Act
January 2010

COUNTY OF KERN
Special Districts and Other Agencies
Financing Sources and Uses by Budget Unit by Object
Fiscal Year 2010-11

Schedule 15

COUNTY SERVICE AREA #11 ZONE 5
SPECIAL DISTRICT

Fund 40557
Budget Unit 9130

Detail by Revenue Category and Expenditure Object	Actual 2008-09	Actual 2009-10	CAO Recommended 2010-11	Adopted by the Board of Supervisors 2010-11
1	2	3	4	5
TAXES	$ 2,458	$ 3,416	$ 3,196	$ 3,196
FINES AND FORFEITURES	7	12		
USE OF MONEY/PROPERTY	85	85	235	235
CHARGES FOR SERVICES	(7)	(13)		
TOTAL REVENUE	**$ 2,543**	**$ 3,500**	**$ 3,431**	**$ 3,431**
APPROPRIATION FR CONTINGENCIES	$	$	$ 200	$ 200
SERVICES & SUPPLIES	08	744	3,270	3,270
OTHER CHARGES	312	18	30	30
TOTAL EXPENDITURES/APPROPRIATIONS	**$ 320**	**$ 762**	**$ 3,500**	**$ 3,500**
NET COST	**$ 2,223**	**$ 2,738**	**$ (69)**	**$ (69)**

State Controller Schedules
County Budget Act
January 2010

COUNTY OF KERN
Special Districts and Other Agencies
Financing Sources and Uses by Budget Unit by Object
Fiscal Year 2010-11

Schedule 15

COUNTY SERVICE AREA #13
SPECIAL DISTRICT

Fund 40595
Budget Unit 9150

Detail by Revenue Category and Expenditure Object	Actual 2008-09	Actual 2009-10	CAO Recommended 2010-11	Adopted by the Board of Supervisors 2010-11
1	2	3	4	5
TAXES	$ 684	$ 547	$ 536	$ 536
FINES AND FORFEITURES	1	03		
USE OF MONEY/PROPERTY	159	73	127	127
CHARGES FOR SERVICES	(25)	(25)		
OTHER FINANCING SOURCES	50	37	36	36
TOTAL REVENUE	**$ 869**	**$ 635**	**$ 699**	**$ 699**
SERVICES & SUPPLIES	$ 1,440	$ 1,651	$ 1,755	$ 1,755
OTHER CHARGES	78		45	45
TOTAL EXPENDITURES/APPROPRIATIONS	**$ 1,518**	**$ 1,651**	**$ 1,800**	**$ 1,800**
NET COST	**$ (649)**	**$ (1,016)**	**$ (1,101)**	**$ (1,101)**

State Controller Schedules
County Budget Act
January 2010

COUNTY OF KERN
Special Districts and Other Agencies
Financing Sources and Uses by Budget Unit by Object
Fiscal Year 2010-11

Schedule 15

COUNTY SERVICE AREA #14
SPECIAL DISTRICT

Fund 40600
Budget Unit 9151

Detail by Revenue Category and Expenditure Object	Actual 2008-09	Actual 2009-10	CAO Recommended 2010-11	Adopted by the Board of Supervisors 2010-11
1	2	3	4	5
TAXES	$ 4,500	$ 4,331	$ 4,275	$ 4,275
FINES AND FORFEITURES	155	119		
USE OF MONEY/PROPERTY	1,312	782	519	519
CHARGES FOR SERVICES	(32)	(32)		
TOTAL REVENUE	**$ 5,935**	**$ 5,200**	**$ 4,794**	**$ 4,794**
APPROPRIATION FR CONTINGENCIES	$	$	$ 3,300	$ 3,300
SERVICES & SUPPLIES	113	6,935	40,450	40,450
OTHER CHARGES	156	156	250	250
TOTAL EXPENDITURES/APPROPRIATIONS	**$ 269**	**$ 7,091**	**$ 44,000**	**$ 44,000**
NET COST	**$ 5,666**	**$ (1,891)**	**$ (39,206)**	**$ (39,206)**

State Controller Schedules
County Budget Act
January 2010

COUNTY OF KERN
Special Districts and Other Agencies
Financing Sources and Uses by Budget Unit by Object
Fiscal Year 2010-11

Schedule 15

COUNTY SERVICE AREA #15
SPECIAL DISTRICT

Fund 40605
Budget Unit 9152

Detail by Revenue Category and Expenditure Object	Actual 2008-09	Actual 2009-10	CAO Recommended 2010-11	Adopted by the Board of Supervisors 2010-11
1	2	3	4	5
TAXES	$ 26,309	$ 22,507	$ 20,691	$ 20,691
FINES AND FORFEITURES	345	259		
USE OF MONEY/PROPERTY	2,407	1,433	3,090	3,090
CHARGES FOR SERVICES	(131)	(131)		
OTHER FINANCING SOURCES	600	546	528	528
TOTAL REVENUE	**$ 29,530**	**$ 24,614**	**$ 24,309**	**$ 24,309**
SERVICES & SUPPLIES	$ 19,638	$ 20,394	$ 25,868	$ 25,868
OTHER CHARGES	625	284	532	532
TOTAL EXPENDITURES/APPROPRIATIONS	**$ 20,263**	**$ 20,678**	**$ 26,400**	**$ 26,400**
NET COST	**$ 9,267**	**$ 3,936**	**$ (2,091)**	**$ (2,091)**

State Controller Schedules
County Budget Act
January 2010

COUNTY OF KERN
Special Districts and Other Agencies
Financing Sources and Uses by Budget Unit by Object
Fiscal Year 2010-11

Schedule 15

COUNTY SERVICE AREA #16
SPECIAL DISTRICT

Fund 40610
Budget Unit 9153

Detail by Revenue Category and Expenditure Object	Actual 2008-09	Actual 2009-10	CAO Recommended 2010-11	Adopted by the Board of Supervisors 2010-11
1	2	3	4	5
TAXES	$ 20,333	$ 20,200	$ 19,243	$ 19,243
FINES AND FORFEITURES	454	518		
USE OF MONEY/PROPERTY	1,441	370	566	566
CHARGES FOR SERVICES	(228)	(228)		
MISCELLANEOUS	(5,638)			
OTHER FINANCING SOURCES	890	777	430	430
TOTAL REVENUE	**$ 17,252**	**$ 21,637**	**$ 20,239**	**$ 20,239**
SERVICES & SUPPLIES	$ 41,776	$ 40,780	$ 21,011	$ 21,011
OTHER CHARGES	469	375	489	489
TOTAL EXPENDITURES/APPROPRIATIONS	**$ 42,245**	**$ 41,155**	**$ 21,500**	**$ 21,500**
NET COST	**$ (24,993)**	**$ (19,518)**	**$ (1,261)**	**$ (1,261)**

State Controller Schedules
County Budget Act
January 2010

COUNTY OF KERN
Special Districts and Other Agencies
Financing Sources and Uses by Budget Unit by Object
Fiscal Year 2010-11

Schedule 15

COUNTY SERVICE AREA #17
SPECIAL DISTRICT

Fund 40615
Budget Unit 9154

Detail by Revenue Category and Expenditure Object	Actual 2008-09	Actual 2009-10	CAO Recommended 2010-11	Adopted by the Board of Supervisors 2010-11
1	2	3	4	5
TAXES	$ 47,658	$ 48,164	$ 45,118	$ 45,118
FINES AND FORFEITURES	995	1,224		
USE OF MONEY/PROPERTY	2,823	1,411	3,267	3,267
CHARGES FOR SERVICES	(304)	(304)		
OTHER FINANCING SOURCES	1,160	1,010	1,340	1,340
TOTAL REVENUE	**$ 52,332**	**$ 51,505**	**$ 49,725**	**$ 49,725**
SERVICES & SUPPLIES	$ 56,433	$ 64,031	$ 66,174	$ 66,174
OTHER CHARGES	250	576	826	826
TOTAL EXPENDITURES/APPROPRIATIONS	**$ 56,683**	**$ 64,607**	**$ 67,000**	**$ 67,000**
NET COST	**$ (4,351)**	**$ (13,102)**	**$ (17,275)**	**$ (17,275)**

State Controller Schedules
County Budget Act
January 2010

COUNTY OF KERN
Special Districts and Other Agencies
Financing Sources and Uses by Budget Unit by Object
Fiscal Year 2010-11

Schedule 15

COUNTY SERVICE AREA #18
SPECIAL DISTRICT

Fund 40620
Budget Unit 9155

Detail by Revenue Category and Expenditure Object	Actual 2008-09	Actual 2009-10	CAO Recommended 2010-11	Adopted by the Board of Supervisors 2010-11
1	2	3	4	5
TAXES	$ 55,876	$ 45,077	$ 38,307	$ 38,307
FINES AND FORFEITURES	1,776	1,269		
USE OF MONEY/PROPERTY	3,432	1,792	3,286	3,286
CHARGES FOR SERVICES	(397)	(397)		
OTHER FINANCING SOURCES	1,650	1,378	1,274	1,274
TOTAL REVENUE	**$ 62,337**	**$ 49,119**	**$ 42,867**	**$ 42,867**
SERVICES & SUPPLIES	$ 61,042	$ 62,213	$ 62,523	$ 62,523
OTHER CHARGES	781	782	1,177	1,177
TOTAL EXPENDITURES/APPROPRIATIONS	**$ 61,823**	**$ 62,995**	**$ 63,700**	**$ 63,700**
NET COST	**$ 514**	**$ (13,876)**	**$ (20,833)**	**$ (20,833)**

State Controller Schedules
County Budget Act
January 2010

COUNTY OF KERN
Special Districts and Other Agencies
Financing Sources and Uses by Budget Unit by Object
Fiscal Year 2010-11

Schedule 15

COUNTY SERVICE AREA #17 ZONE 1
SPECIAL DISTRICT

Fund 40616
Budget Unit 9156

Detail by Revenue Category and Expenditure Object	Actual 2008-09	Actual 2009-10	CAO Recommended 2010-11	Adopted by the Board of Supervisors 2010-11
1	2	3	4	5
TAXES	$ 18,525	$ 22,039	$ 21,090	$ 21,090
FINES AND FORFEITURES	320	555		
USE OF MONEY/PROPERTY	2,115	1,500	3,272	3,272
CHARGES FOR SERVICES	(159)	(159)		
TOTAL REVENUE	**$ 20,801**	**$ 23,935**	**$ 24,362**	**$ 24,362**
APPROPRIATION FR CONTINGENCIES	$	$	$ 2,450	$ 2,450
SERVICES & SUPPLIES	93	40	37,230	37,230
OTHER CHARGES	187	215	320	320
TOTAL EXPENDITURES/APPROPRIATIONS	**$ 280**	**$ 255**	**$ 40,000**	**$ 40,000**
NET COST	**$ 20,521**	**$ 23,680**	**$ (15,638)**	**$ (15,638)**

State Controller Schedules
County Budget Act
January 2010

COUNTY OF KERN
Special Districts and Other Agencies
Financing Sources and Uses by Budget Unit by Object
Fiscal Year 2010-11

Schedule 15

COUNTY SERVICE AREA #20
SPECIAL DISTRICT

Fund 40630
Budget Unit 9157

Detail by Revenue Category and Expenditure Object	Actual 2008-09	Actual 2009-10	CAO Recommended 2010-11	Adopted by the Board of Supervisors 2010-11
1	2	3	4	5
TAXES	$ 42,689	$ 42,869	$ 40,193	$ 40,193
FINES AND FORFEITURES	576	517		
USE OF MONEY/PROPERTY	3,413	1,905	3,873	3,873
CHARGES FOR SERVICES	(272)	(272)		
OTHER FINANCING SOURCES	1,148	1,103	1,080	1,080
TOTAL REVENUE	**$ 47,554**	**$ 46,122**	**$ 45,146**	**$ 45,146**
APPROPRIATION FR CONTINGENCIES	$	$	$ 5,000	$ 5,000
SERVICES & SUPPLIES	42,678	43,542	48,146	48,146
OTHER CHARGES	937	531	854	854
TOTAL EXPENDITURES/APPROPRIATIONS	**$ 43,615**	**$ 44,073**	**$ 54,000**	**$ 54,000**
NET COST	**$ 3,939**	**$ 2,049**	**$ (8,854)**	**$ (8,854)**

State Controller Schedules
County Budget Act
January 2010

COUNTY OF KERN
Special Districts and Other Agencies
Financing Sources and Uses by Budget Unit by Object
Fiscal Year 2010-11

Schedule 15

COUNTY SERVICE AREA #21
SPECIAL DISTRICT

Fund 40635
Budget Unit 9158

Detail by Revenue Category and Expenditure Object	Actual 2008-09	Actual 2009-10	CAO Recommended 2010-11	Adopted by the Board of Supervisors 2010-11
1	2	3	4	5
TAXES	$ 2,790	$ 2,750	$ 2,550	$ 2,550
FINES AND FORFEITURES	45	49		
USE OF MONEY/PROPERTY	138	67	113	113
CHARGES FOR SERVICES	(22)	(22)		
OTHER FINANCING SOURCES	83	76	76	76
TOTAL REVENUE	**$ 3,034**	**$ 2,920**	**$ 2,739**	**$ 2,739**
APPROPRIATION FR CONTINGENCIES	$	$	$ 380	$ 380
SERVICES & SUPPLIES	3,144	3,244	3,355	3,355
OTHER CHARGES	94	37	65	65
TOTAL EXPENDITURES/APPROPRIATIONS	**$ 3,238**	**$ 3,281**	**$ 3,800**	**$ 3,800**
NET COST	**$ (204)**	**$ (361)**	**$ (1,061)**	**$ (1,061)**

State Controller Schedules
County Budget Act
January 2010

COUNTY OF KERN
Special Districts and Other Agencies
Financing Sources and Uses by Budget Unit by Object
Fiscal Year 2010-11

Schedule 15

COUNTY SERVICE AREA #22
SPECIAL DISTRICT

Fund 40640
Budget Unit 9159

Detail by Revenue Category and Expenditure Object	Actual 2008-09	Actual 2009-10	CAO Recommended 2010-11	Adopted by the Board of Supervisors 2010-11
1	2	3	4	5
TAXES	$ 35,430	$ 24,085	$ 21,385	$ 21,385
FINES AND FORFEITURES	1,464	1,129		
USE OF MONEY/PROPERTY	4,122	2,216	4,121	4,121
CHARGES FOR SERVICES	(404)	(404)		
OTHER FINANCING SOURCES	1,180	1,029	960	960
TOTAL REVENUE	**$ 41,792**	**$ 28,055**	**$ 26,466**	**$ 26,466**
SERVICES & SUPPLIES	$ 39,045	$ 39,458	$ 47,028	$ 47,028
OTHER CHARGES	781	563	972	972
TOTAL EXPENDITURES/APPROPRIATIONS	**$ 39,826**	**$ 40,021**	**$ 48,000**	**$ 48,000**
NET COST	**$ 1,966**	**$ (11,966)**	**$ (21,534)**	**$ (21,534)**

State Controller Schedules
County Budget Act
January 2010

COUNTY OF KERN
Special Districts and Other Agencies
Financing Sources and Uses by Budget Unit by Object
Fiscal Year 2010-11

Schedule 15

COUNTY SERVICE AREA #23
SPECIAL DISTRICT

Fund 40645
Budget Unit 9160

Detail by Revenue Category and Expenditure Object	Actual 2008-09	Actual 2009-10	CAO Recommended 2010-11	Adopted by the Board of Supervisors 2010-11
1	2	3	4	5
TAXES	$ 22,843	$ 25,516	$ 24,995	$ 24,995
FINES AND FORFEITURES	147	818		
USE OF MONEY/PROPERTY	2,286	1,201	2,702	2,702
CHARGES FOR SERVICES	(15)	(15)		
TOTAL REVENUE	**$ 25,261**	**$ 27,520**	**$ 27,697**	**$ 27,697**
APPROPRIATION FR CONTINGENCIES	$	$	$ 3,900	$ 3,900
SERVICES & SUPPLIES	30,228	24,179	39,092	39,092
OTHER CHARGES	1,250	371	508	508
TOTAL EXPENDITURES/APPROPRIATIONS	**$ 31,478**	**$ 24,550**	**$ 43,500**	**$ 43,500**
NET COST	**$ (6,217)**	**$ 2,970**	**$ (15,803)**	**$ (15,803)**

State Controller Schedules
County Budget Act
January 2010

COUNTY OF KERN
Special Districts and Other Agencies
Financing Sources and Uses by Budget Unit by Object
Fiscal Year 2010-11

Schedule 15

COUNTY SERVICE AREA #15 ZONE 4
SPECIAL DISTRICT

Fund 40609
Budget Unit 9161

Detail by Revenue Category and Expenditure Object	Actual 2008-09	Actual 2009-10	CAO Recommended 2010-11	Adopted by the Board of Supervisors 2010-11
1	2	3	4	5
TAXES	$ 1,526	$ 1,435	$ 1,340	$ 1,340
FINES AND FORFEITURES	24	10		
USE OF MONEY/PROPERTY	136	73	137	137
CHARGES FOR SERVICES	(17)	(17)		
OTHER FINANCING SOURCES	47	45	44	44
TOTAL REVENUE	**$ 1,716**	**$ 1,546**	**$ 1,521**	**$ 1,521**
APPROPRIATION FR CONTINGENCIES	$	$	$ 300	$ 300
SERVICES & SUPPLIES	1,690	1,674	1,862	1,862
OTHER CHARGES	78	23	38	38
TOTAL EXPENDITURES/APPROPRIATIONS	**$ 1,768**	**$ 1,697**	**$ 2,200**	**$ 2,200**
NET COST	**$ (52)**	**$ (151)**	**$ (679)**	**$ (679)**

State Controller Schedules
County Budget Act
January 2010

COUNTY OF KERN
Special Districts and Other Agencies
Financing Sources and Uses by Budget Unit by Object
Fiscal Year 2010-11

Schedule 15

COUNTY SERVICE AREA #17 ZONE 2
SPECIAL DISTRICT

Fund 40617
Budget Unit 9162

Detail by Revenue Category and Expenditure Object	Actual 2008-09	Actual 2009-10	CAO Recommended 2010-11	Adopted by the Board of Supervisors 2010-11
1	2	3	4	5
TAXES	$ 76,004	$ 94,146	$ 91,438	$ 91,438
FINES AND FORFEITURES	1,424	2,617		
USE OF MONEY/PROPERTY	5,476	3,057	6,624	6,624
CHARGES FOR SERVICES	(154)	(154)		
TOTAL REVENUE	**$ 82,750**	**$ 99,666**	**$ 98,062**	**$ 98,062**
APPROPRIATION FR CONTINGENCIES	$	$	$ 8,500	$ 8,500
SERVICES & SUPPLIES	76,472	94,482	106,541	106,541
OTHER CHARGES	312	1,089	1,959	1,959
TOTAL EXPENDITURES/APPROPRIATIONS	**$ 76,784**	**$ 95,571**	**$ 117,000**	**$ 117,000**
NET COST	**$ 5,966**	**$ 4,095**	**$ (18,938)**	**$ (18,938)**

State Controller Schedules
County Budget Act
January 2010

COUNTY OF KERN
Special Districts and Other Agencies
Financing Sources and Uses by Budget Unit by Object
Fiscal Year 2010-11

Schedule 15

COUNTY SERVICE AREA #15 ZONE 5
SPECIAL DISTRICT

Fund 40607
Budget Unit 9163

Detail by Revenue Category and Expenditure Object	Actual 2008-09	Actual 2009-10	CAO Recommended 2010-11	Adopted by the Board of Supervisors 2010-11
1	2	3	4	5
TAXES	$ 400	$ 400	$ 380	$ 380
USE OF MONEY/PROPERTY	80	50	112	112
TOTAL REVENUE	**$ 480**	**$ 450**	**$ 492**	**$ 492**
APPROPRIATION FR CONTINGENCIES	$	$	$ 200	$ 200
SERVICES & SUPPLIES	02	03	1,580	1,580
OTHER CHARGES	62	05	20	20
TOTAL EXPENDITURES/APPROPRIATIONS	**$ 64**	**$ 08**	**$ 1,800**	**$ 1,800**
NET COST	**$ 416**	**$ 442**	**$ (1,308)**	**$ (1,308)**

State Controller Schedules
County Budget Act
January 2010

COUNTY OF KERN
Special Districts and Other Agencies
Financing Sources and Uses by Budget Unit by Object
Fiscal Year 2010-11

Schedule 15

CO SERV AREA #23 ZONE 1
SPECIAL DISTRICT

Fund 40648
Budget Unit 9164

Detail by Revenue Category and Expenditure Object	Actual 2008-09	Actual 2009-10	CAO Recommended 2010-11	Adopted by the Board of Supervisors 2010-11
1	2	3	4	5
TAXES	$ 2,339	$ 2,582	$ 2,565	$ 2,565
FINES AND FORFEITURES	8	133		
USE OF MONEY/PROPERTY	248	146	316	316
CHARGES FOR SERVICES	(16)	(16)		
OTHER FINANCING SOURCES	66	62	52	52
TOTAL REVENUE	**$ 2,645**	**$ 2,907**	**$ 2,933**	**$ 2,933**
APPROPRIATION FR CONTINGENCIES	$	$	$ 280	$ 280
SERVICES & SUPPLIES	1,914	1,987	2,277	2,277
OTHER CHARGES	62	27	43	43
TOTAL EXPENDITURES/APPROPRIATIONS	**$ 1,976**	**$ 2,014**	**$ 2,600**	**$ 2,600**
NET COST	**$ 669**	**$ 893**	**$ 333**	**$ 333**

State Controller Schedules
County Budget Act
January 2010

COUNTY OF KERN
Special Districts and Other Agencies
Financing Sources and Uses by Budget Unit by Object
Fiscal Year 2010-11

Schedule 15

CSA #17 ZONE 3
SPECIAL DISTRICT

Fund 40618
Budget Unit 9165

Detail by Revenue Category and Expenditure Object	Actual 2008-09	Actual 2009-10	CAO Recommended 2010-11	Adopted by the Board of Supervisors 2010-11
1	2	3	4	5
TAXES	$ 12,324	$ 15,113	$ 14,554	$ 14,554
FINES AND FORFEITURES	218	418		
USE OF MONEY/PROPERTY	440	337	829	829
CHARGES FOR SERVICES	(138)	(138)		
OTHER FINANCING SOURCES	197	231	216	216
TOTAL REVENUE	**$ 13,041**	**$ 15,961**	**$ 15,599**	**$ 15,599**
APPROPRIATION FR CONTINGENCIES	$	$	$ 1,600	$ 1,600
SERVICES & SUPPLIES	7,799	6,078	9,006	9,006
OTHER CHARGES	156	110	194	194
TOTAL EXPENDITURES/APPROPRIATIONS	**$ 7,955**	**$ 6,188**	**$ 10,800**	**$ 10,800**
NET COST	**$ 5,086**	**$ 9,773**	**$ 4,799**	**$ 4,799**

State Controller Schedules
County Budget Act
January 2010

COUNTY OF KERN
Special Districts and Other Agencies
Financing Sources and Uses by Budget Unit by Object
Fiscal Year 2010-11

Schedule 15

COUNTY SERVICE AREA #24
SPECIAL DISTRICT

Fund 40650
Budget Unit 9185

Detail by Revenue Category and Expenditure Object	Actual 2008-09	Actual 2009-10	CAO Recommended 2010-11	Adopted by the Board of Supervisors 2010-11
1	2	3	4	5
TAXES	$ 1,763	$ 1,738	$ 1,663	$ 1,663
FINES AND FORFEITURES	22	18		
USE OF MONEY/PROPERTY	121	66	121	121
CHARGES FOR SERVICES	(13)	(13)		
OTHER FINANCING SOURCES	52	50	46	46
TOTAL REVENUE	**$ 1,945**	**$ 1,859**	**$ 1,830**	**$ 1,830**
APPROPRIATION FR CONTINGENCIES	$	$	$ 265	$ 265
SERVICES & SUPPLIES	1,837	1,877	1,996	1,996
OTHER CHARGES	62	23	39	39
TOTAL EXPENDITURES/APPROPRIATIONS	**$ 1,899**	**$ 1,900**	**$ 2,300**	**$ 2,300**
NET COST	**$ 46**	**$ (41)**	**$ (470)**	**$ (470)**

State Controller Schedules
County Budget Act
January 2010

COUNTY OF KERN
Special Districts and Other Agencies
Financing Sources and Uses by Budget Unit by Object
Fiscal Year 2010-11

Schedule 15

COUNTY SERVICE AREA #25
SPECIAL DISTRICT

Fund 40655
Budget Unit 9186

Detail by Revenue Category and Expenditure Object	Actual 2008-09	Actual 2009-10	CAO Recommended 2010-11	Adopted by the Board of Supervisors 2010-11
1	2	3	4	5
USE OF MONEY/PROPERTY	$ 169	$ 87	$	$
TOTAL REVENUE	**$ 169**	**$ 87**	**$**	**$**
SERVICES & SUPPLIES	$	$ 01	$ 4,969	$ 4,886
OTHER CHARGES	625	46	70	70
TOTAL EXPENDITURES/APPROPRIATIONS	**$ 625**	**$ 47**	**$ 5,039**	**$ 4,956**
NET COST	**$ (456)**	**$ 40**	**$ (5,039)**	**$ (4,956)**

State Controller Schedules
County Budget Act
January 2010

COUNTY OF KERN
Special Districts and Other Agencies
Financing Sources and Uses by Budget Unit by Object
Fiscal Year 2010-11

Schedule 15

COUNTY SERVICE AREA #26
SPECIAL DISTRICT

Fund 40660
Budget Unit 9187

Detail by Revenue Category and Expenditure Object	Actual 2008-09	Actual 2009-10	CAO Recommended 2010-11	Adopted by the Board of Supervisors 2010-11
1	2	3	4	5
TAXES	$ 16,654	$ 13,049	$ 12,198	$ 12,198
FINES AND FORFEITURES	365	384		
USE OF MONEY/PROPERTY	1,429	794	1,544	1,544
CHARGES FOR SERVICES	(231)	(231)		
OTHER FINANCING SOURCES	510	404	378	378
TOTAL REVENUE	**$ 18,727**	**$ 14,400**	**$ 14,120**	**$ 14,120**
SERVICES & SUPPLIES	$ 16,065	$ 16,041	$ 18,500	$ 18,500
OTHER CHARGES	547	224	400	400
TOTAL EXPENDITURES/APPROPRIATIONS	**$ 16,612**	**$ 16,265**	**$ 18,900**	**$ 18,900**
NET COST	**$ 2,115**	**$ (1,865)**	**$ (4,780)**	**$ (4,780)**

State Controller Schedules
County Budget Act
January 2010

COUNTY OF KERN
Special Districts and Other Agencies
Financing Sources and Uses by Budget Unit by Object
Fiscal Year 2010-11

Schedule 15

COUNTY SERVICE AREA #27
SPECIAL DISTRICT

Fund 40665
Budget Unit 9188

Detail by Revenue Category and Expenditure Object	Actual 2008-09	Actual 2009-10	CAO Recommended 2010-11	Adopted by the Board of Supervisors 2010-11
1	2	3	4	5
TAXES	$ 39,174	$ 33,335	$ 31,754	$ 31,754
FINES AND FORFEITURES	598	394		
USE OF MONEY/PROPERTY	2,729	1,528	3,099	3,099
CHARGES FOR SERVICES	(176)	(172)		
OTHER FINANCING SOURCES	1,068	908	860	860
TOTAL REVENUE	**$ 43,393**	**$ 35,993**	**$ 35,713**	**$ 35,713**
SERVICES & SUPPLIES	$ 38,305	$ 40,407	$ 42,227	$ 42,227
OTHER CHARGES	625	503	773	773
TOTAL EXPENDITURES/APPROPRIATIONS	**$ 38,930**	**$ 40,910**	**$ 43,000**	**$ 43,000**
NET COST	**$ 4,463**	**$ (4,917)**	**$ (7,287)**	**$ (7,287)**

State Controller Schedules
County Budget Act
January 2010

COUNTY OF KERN
Special Districts and Other Agencies
Financing Sources and Uses by Budget Unit by Object
Fiscal Year 2010-11

Schedule 15

COUNTY SERVICE AREA 27 ZONE 2
SPECIAL DISTRICT

Fund 40666
Budget Unit 9189

Detail by Revenue Category and Expenditure Object	Actual 2008-09	Actual 2009-10	CAO Recommended 2010-11	Adopted by the Board of Supervisors 2010-11
1	2	3	4	5
TAXES	$ 7,945	$ 7,970	$ 7,505	$ 7,505
FINES AND FORFEITURES	83	67		
USE OF MONEY/PROPERTY	692	525	1,210	1,210
CHARGES FOR SERVICES	(57)	(57)		
TOTAL REVENUE	**$ 8,663**	**$ 8,505**	**$ 8,715**	**$ 8,715**
APPROPRIATION FR CONTINGENCIES	$	$	$ 1,105	$ 1,105
SERVICES & SUPPLIES	24	53	11,280	11,280
OTHER CHARGES	62	55	115	115
TOTAL EXPENDITURES/APPROPRIATIONS	**$ 86**	**$ 108**	**$ 12,500**	**$ 12,500**
NET COST	**$ 8,577**	**$ 8,397**	**$ (3,785)**	**$ (3,785)**

State Controller Schedules
County Budget Act
January 2010

COUNTY OF KERN
Special Districts and Other Agencies
Financing Sources and Uses by Budget Unit by Object
Fiscal Year 2010-11

Schedule 15

COUNTY SERVICE AREA #29
SPECIAL DISTRICT

Fund 40675
Budget Unit 9230

Detail by Revenue Category and Expenditure Object	Actual 2008-09	Actual 2009-10	CAO Recommended 2010-11	Adopted by the Board of Supervisors 2010-11
1	2	3	4	5
TAXES	$ 1,209	$ 1,335	$ 1,188	$ 1,188
FINES AND FORFEITURES	3	33		
USE OF MONEY/PROPERTY	55	29	46	46
CHARGES FOR SERVICES	(9)	(9)		
OTHER FINANCING SOURCES	44	36	35	35
TOTAL REVENUE	**$ 1,302**	**$ 1,424**	**$ 1,269**	**$ 1,269**
APPROPRIATION FR CONTINGENCIES	$	$	$ 220	$ 220
SERVICES & SUPPLIES	1,199	1,355	1,500	1,500
OTHER CHARGES	62	18	30	30
TOTAL EXPENDITURES/APPROPRIATIONS	**$ 1,261**	**$ 1,373**	**$ 1,750**	**$ 1,750**
NET COST	**$ 41**	**$ 51**	**$ (481)**	**$ (481)**

State Controller Schedules
County Budget Act
January 2010

COUNTY OF KERN
Special Districts and Other Agencies
Financing Sources and Uses by Budget Unit by Object
Fiscal Year 2010-11

Schedule 15

COUNTY SERVICE AREA #30
SPECIAL DISTRICT

Fund 40680
Budget Unit 9231

Detail by Revenue Category and Expenditure Object	Actual 2008-09	Actual 2009-10	CAO Recommended 2010-11	Adopted by the Board of Supervisors 2010-11
1	2	3	4	5
TAXES	$ 50,673	$ 45,765	$ 42,869	$ 42,869
FINES AND FORFEITURES	628	673		
USE OF MONEY/PROPERTY	3,212	1,693	3,223	3,223
CHARGES FOR SERVICES	(325)	(325)		
OTHER FINANCING SOURCES	1,540	1,260	1,200	1,200
TOTAL REVENUE	**$ 55,728**	**$ 49,066**	**$ 47,292**	**$ 47,292**
SERVICES & SUPPLIES	$ 55,965	$ 58,055	$ 58,860	$ 58,860
OTHER CHARGES	1,250	668	1,140	1,140
TOTAL EXPENDITURES/APPROPRIATIONS	**$ 57,215**	**$ 58,723**	**$ 60,000**	**$ 60,000**
NET COST	**$ (1,487)**	**$ (9,657)**	**$ (12,708)**	**$ (12,708)**

State Controller Schedules
County Budget Act
January 2010

COUNTY OF KERN
Special Districts and Other Agencies
Financing Sources and Uses by Budget Unit by Object
Fiscal Year 2010-11

Schedule 15

COUNTY SERVICE AREA #31
SPECIAL DISTRICT

Fund 40685
Budget Unit 9232

Detail by Revenue Category and Expenditure Object	Actual 2008-09	Actual 2009-10	CAO Recommended 2010-11	Adopted by the Board of Supervisors 2010-11
1	2	3	4	5
TAXES	$ 2,944	$ 2,930	$ 2,740	$ 2,740
FINES AND FORFEITURES	31	28		
USE OF MONEY/PROPERTY	269	165	354	354
CHARGES FOR SERVICES	(19)	(19)		
OTHER FINANCING SOURCES	76	68	60	60
TOTAL REVENUE	**$ 3,301**	**$ 3,172**	**$ 3,154**	**$ 3,154**
APPROPRIATION FR CONTINGENCIES	$	$	$ 333	$ 333
SERVICES & SUPPLIES	2,046	2,124	2,607	2,607
OTHER CHARGES	125	32	60	60
TOTAL EXPENDITURES/APPROPRIATIONS	**$ 2,171**	**$ 2,156**	**$ 3,000**	**$ 3,000**
NET COST	**$ 1,130**	**$ 1,016**	**$ 154**	**$ 154**

State Controller Schedules
County Budget Act
January 2010

COUNTY OF KERN
Special Districts and Other Agencies
Financing Sources and Uses by Budget Unit by Object
Fiscal Year 2010-11

Schedule 15

COUNTY SERVICE AREA #32
SPECIAL DISTRICT

Fund 40690
Budget Unit 9233

Detail by Revenue Category and Expenditure Object	Actual 2008-09	Actual 2009-10	CAO Recommended 2010-11	Adopted by the Board of Supervisors 2010-11
1	2	3	4	5
TAXES	$ 1,418	$ 1,431	$ 1,334	$ 1,334
FINES AND FORFEITURES	14	18		
USE OF MONEY/PROPERTY	35	19	21	21
CHARGES FOR SERVICES	(19)	(19)		
OTHER FINANCING SOURCES	40	36	34	34
TOTAL REVENUE	**$ 1,488**	**$ 1,485**	**$ 1,389**	**$ 1,389**
APPROPRIATION FR CONTINGENCIES	$	$	$ 175	$ 175
SERVICES & SUPPLIES	1,387	1,401	1,495	1,495
OTHER CHARGES	125	18	30	30
TOTAL EXPENDITURES/APPROPRIATIONS	**$ 1,512**	**$ 1,419**	**$ 1,700**	**$ 1,700**
NET COST	**$ (24)**	**$ 66**	**$ (311)**	**$ (311)**

State Controller Schedules
County Budget Act
January 2010

COUNTY OF KERN
Special Districts and Other Agencies
Financing Sources and Uses by Budget Unit by Object
Fiscal Year 2010-11

Schedule 15

COUNTY SERVICE AREA #34
SPECIAL DISTRICT

Fund 40700
Budget Unit 9235

Detail by Revenue Category and Expenditure Object	Actual 2008-09	Actual 2009-10	CAO Recommended 2010-11	Adopted by the Board of Supervisors 2010-11
1	2	3	4	5
TAXES	$ 17,353	$ 16,340	$ 16,169	$ 16,169
FINES AND FORFEITURES	353	263		
USE OF MONEY/PROPERTY	1,664	849	1,519	1,519
CHARGES FOR SERVICES	(153)	(153)		
OTHER FINANCING SOURCES	660	580	550	550
TOTAL REVENUE	**$ 19,877**	**$ 17,879**	**$ 18,238**	**$ 18,238**
APPROPRIATION FR CONTINGENCIES	$	$	$ 2,470	$ 2,470
SERVICES & SUPPLIES	21,278	22,423	24,574	24,574
OTHER CHARGES	1,125	288	456	456
TOTAL EXPENDITURES/APPROPRIATIONS	**$ 22,403**	**$ 22,711**	**$ 27,500**	**$ 27,500**
NET COST	**$ (2,526)**	**$ (4,832)**	**$ (9,262)**	**$ (9,262)**

State Controller Schedules
County Budget Act
January 2010

COUNTY OF KERN
Special Districts and Other Agencies
Financing Sources and Uses by Budget Unit by Object
Fiscal Year 2010-11

Schedule 15

COUNTY SERVICE AREA #36
SPECIAL DISTRICT

Fund 40710
Budget Unit 9237

Detail by Revenue Category and Expenditure Object	Actual 2008-09	Actual 2009-10	CAO Recommended 2010-11	Adopted by the Board of Supervisors 2010-11
1	2	3	4	5
TAXES	$ 55,925	$ 56,847	$ 53,699	$ 53,699
FINES AND FORFEITURES	824	1,196		
USE OF MONEY/PROPERTY	4,144	2,387	4,877	4,877
CHARGES FOR SERVICES	(405)	(405)		
OTHER FINANCING SOURCES	1,500	1,400	1,300	1,300
TOTAL REVENUE	**$ 61,988**	**$ 61,425**	**$ 59,876**	**$ 59,876**
APPROPRIATION FR CONTINGENCIES	$	$	$ 6,910	$ 6,910
SERVICES & SUPPLIES	51,855	53,901	56,840	56,840
OTHER CHARGES	1,250	682	1,250	1,250
TOTAL EXPENDITURES/APPROPRIATIONS	**$ 53,105**	**$ 54,583**	**$ 65,000**	**$ 65,000**
NET COST	**$ 8,883**	**$ 6,842**	**$ (5,124)**	**$ (5,124)**

State Controller Schedules
County Budget Act
January 2010

COUNTY OF KERN
Special Districts and Other Agencies
Financing Sources and Uses by Budget Unit by Object
Fiscal Year 2010-11

Schedule 15

COUNTY SERVICE AREA #37
SPECIAL DISTRICT

Fund 40715
Budget Unit 9238

Detail by Revenue Category and Expenditure Object	Actual 2008-09	Actual 2009-10	CAO Recommended 2010-11	Adopted by the Board of Supervisors 2010-11
1	2	3	4	5
TAXES	$ 25,148	$ 24,713	$ 23,085	$ 23,085
FINES AND FORFEITURES	405	242		
USE OF MONEY/PROPERTY	1,446	810	1,495	1,495
CHARGES FOR SERVICES	(146)	(146)		
OTHER FINANCING SOURCES	700	660	640	640
TOTAL REVENUE	**$ 27,553**	**$ 26,279**	**$ 25,220**	**$ 25,220**
APPROPRIATION FR CONTINGENCIES	$	$	$ 3,114	$ 3,114
SERVICES & SUPPLIES	25,259	26,080	28,386	28,386
OTHER CHARGES	469	311	500	500
TOTAL EXPENDITURES/APPROPRIATIONS	**$ 25,728**	**$ 26,391**	**$ 32,000**	**$ 32,000**
NET COST	**$ 1,825**	**$ (112)**	**$ (6,780)**	**$ (6,780)**

State Controller Schedules
County Budget Act
January 2010

COUNTY OF KERN
Special Districts and Other Agencies
Financing Sources and Uses by Budget Unit by Object
Fiscal Year 2010-11

Schedule 15

COUNTY SERVICE AREA #38
SPECIAL DISTRICT

Fund 40720
Budget Unit 9239

Detail by Revenue Category and Expenditure Object	Actual 2008-09	Actual 2009-10	CAO Recommended 2010-11	Adopted by the Board of Supervisors 2010-11
1	2	3	4	5
TAXES	$ 5,540	$ 4,221	$ 3,430	$ 3,430
FINES AND FORFEITURES	45	191		
USE OF MONEY/PROPERTY	320	173	323	323
CHARGES FOR SERVICES	(28)	(28)		
OTHER FINANCING SOURCES	145	122	124	124
TOTAL REVENUE	**$ 6,022**	**$ 4,679**	**$ 3,877**	**$ 3,877**
SERVICES & SUPPLIES	$ 5,534	$ 5,806	$ 6,085	$ 6,085
OTHER CHARGES	125	69	115	115
TOTAL EXPENDITURES/APPROPRIATIONS	**$ 5,659**	**$ 5,875**	**$ 6,200**	**$ 6,200**
NET COST	**$ 363**	**$ (1,196)**	**$ (2,323)**	**$ (2,323)**

State Controller Schedules
County Budget Act
January 2010

COUNTY OF KERN
Special Districts and Other Agencies
Financing Sources and Uses by Budget Unit by Object
Fiscal Year 2010-11

Schedule 15

COUNTY SERVICE AREA #39
SPECIAL DISTRICT

Fund 40725
Budget Unit 9240

Detail by Revenue Category and Expenditure Object	Actual 2008-09	Actual 2009-10	CAO Recommended 2010-11	Adopted by the Board of Supervisors 2010-11
1	2	3	4	5
USE OF MONEY/PROPERTY	$ 270	$ 141	$ 15	$ 15
TOTAL REVENUE	**$ 270**	**$ 141**	**$ 15**	**$ 15**
APPROPRIATION FR CONTINGENCIES	$	$	$ 800	$ 800
SERVICES & SUPPLIES		01	7,030	7,030
OTHER CHARGES	625	78	170	170
TOTAL EXPENDITURES/APPROPRIATIONS	**$ 625**	**$ 79**	**$ 8,000**	**$ 8,000**
NET COST	**$ (355)**	**$ 62**	**$ (7,985)**	**$ (7,985)**

State Controller Schedules
County Budget Act
January 2010

COUNTY OF KERN
Special Districts and Other Agencies
Financing Sources and Uses by Budget Unit by Object
Fiscal Year 2010-11

Schedule 15

COUNTY SERVICE AREA #40
SPECIAL DISTRICT

Fund 40730
Budget Unit 9241

Detail by Revenue Category and Expenditure Object	Actual 2008-09	Actual 2009-10	CAO Recommended 2010-11	Adopted by the Board of Supervisors 2010-11
1	2	3	4	5
TAXES	$ 296	$ 81	$	$
FINES AND FORFEITURES	194	75		
USE OF MONEY/PROPERTY	20,580	8,877	26,482	26,482
TOTAL REVENUE	**$ 21,070**	**$ 9,033**	**$ 26,482**	**$ 26,482**
APPROPRIATION FR CONTINGENCIES	$	$	$ 15,000	$ 15,000
SERVICES & SUPPLIES	31,246	19,668	153,379	153,379
OTHER CHARGES	469	718	1,621	1,621
TOTAL EXPENDITURES/APPROPRIATIONS	**$ 31,715**	**$ 20,386**	**$ 170,000**	**$ 170,000**
NET COST	**$ (10,645)**	**$ (11,353)**	**$ (143,518)**	**$ (143,518)**

State Controller Schedules
County Budget Act
January 2010

COUNTY OF KERN
Special Districts and Other Agencies
Financing Sources and Uses by Budget Unit by Object
Fiscal Year 2010-11

Schedule 15

COUNTY SERVICE AREA #40.1 EMS
SPECIAL DISTRICT

Fund 40724
Budget Unit 9242

Detail by Revenue Category and Expenditure Object	Actual 2008-09	Actual 2009-10	CAO Recommended 2010-11	Adopted by the Board of Supervisors 2010-11
1	2	3	4	5
TAXES	$	$ 197,312	$ 208,801	$ 208,801
USE OF MONEY/PROPERTY		1 113	6,843	6,843
CHARGES FOR SERVICES		(542)		
OTHER FINANCING SOURCES			59,000	59,000
TOTAL REVENUE	**$**	**1 $ 196,883**	**$ 274,644**	**$ 274,644**
APPROPRIATION FR CONTINGENCIES	$	$	$ 20,000	$ 20,000
SERVICES & SUPPLIES		95	8,950	8,950
OTHER CHARGES		938	2,050	2,050
OTHER FINANCING USES		72,634	87,800	87,800
TOTAL EXPENDITURES/APPROPRIATIONS	**$**	**$ 73,667**	**$ 118,800**	**$ 118,800**
NET COST	**$**	**1 $ 123,216**	**$ 155,844**	**$ 155,844**

State Controller Schedules
County Budget Act
January 2010

COUNTY OF KERN
Special Districts and Other Agencies
Financing Sources and Uses by Budget Unit by Object
Fiscal Year 2010-11

Schedule 15

COUNTY SERVICE AREA #42
SPECIAL DISTRICT

Fund 40740
Budget Unit 9243

Detail by Revenue Category and Expenditure Object	Actual 2008-09	Actual 2009-10	CAO Recommended 2010-11	Adopted by the Board of Supervisors 2010-11
1	2	3	4	5
TAXES	$	$	$ 627	$ 627
USE OF MONEY/PROPERTY			399	399
TOTAL REVENUE	**$**	**$**	**$ 1,026**	**$ 1,026**
APPROPRIATION FR CONTINGENCIES	$	$	$ 810	$ 810
SERVICES & SUPPLIES	26	41	7,579	7,579
OTHER CHARGES	62	64	111	111
TOTAL EXPENDITURES/APPROPRIATIONS	**$ 88**	**$ 105**	**$ 8,500**	**$ 8,500**
NET COST	**$ (88)**	**$ (105)**	**$ (7,474)**	**$ (7,474)**

State Controller Schedules
County Budget Act
January 2010

COUNTY OF KERN
Special Districts and Other Agencies
Financing Sources and Uses by Budget Unit by Object
Fiscal Year 2010-11

Schedule 15

COUNTY SERVICE AREA #43
SPECIAL DISTRICT

Fund 40745
Budget Unit 9244

Detail by Revenue Category and Expenditure Object	Actual 2008-09	Actual 2009-10	CAO Recommended 2010-11	Adopted by the Board of Supervisors 2010-11
1	2	3	4	5
TAXES	$	$	$ 35,150	$ 35,150
USE OF MONEY/PROPERTY			4,188	4,188
OTHER FINANCING SOURCES	940	870	840	840
TOTAL REVENUE	**$ 940**	**$ 870**	**$ 40,178**	**$ 40,178**
APPROPRIATION FR CONTINGENCIES	$	$	$ 4,050	$ 4,050
SERVICES & SUPPLIES	30,938	32,473	37,112	37,112
OTHER CHARGES	1,250	412	838	838
TOTAL EXPENDITURES/APPROPRIATIONS	**$ 32,188**	**$ 32,885**	**$ 42,000**	**$ 42,000**
NET COST	**$ (31,248)**	**$ (32,015)**	**$ (1,822)**	**$ (1,822)**

State Controller Schedules
County Budget Act
January 2010

COUNTY OF KERN
Special Districts and Other Agencies
Financing Sources and Uses by Budget Unit by Object
Fiscal Year 2010-11

Schedule 15

COUNTY SERVICE AREA #44
SPECIAL DISTRICT

Fund 40750
Budget Unit 9245

Detail by Revenue Category and Expenditure Object	Actual 2008-09	Actual 2009-10	CAO Recommended 2010-11	Adopted by the Board of Supervisors 2010-11
1	2	3	4	5
TAXES	$	$	$ 17,015	$ 17,015
USE OF MONEY/PROPERTY			3,115	3,115
OTHER FINANCING SOURCES	480	474	420	420
TOTAL REVENUE	**$ 480**	**$ 474**	**$ 20,550**	**$ 20,550**
APPROPRIATION FR CONTINGENCIES	$	$	$ 2,000	$ 2,000
SERVICES & SUPPLIES	15,452	16,046	18,551	18,551
OTHER CHARGES	781	224	449	449
TOTAL EXPENDITURES/APPROPRIATIONS	**$ 16,233**	**$ 16,270**	**$ 21,000**	**$ 21,000**
NET COST	**$ (15,753)**	**$ (15,796)**	**$ (450)**	**$ (450)**

State Controller Schedules
County Budget Act
January 2010

COUNTY OF KERN
Special Districts and Other Agencies
Financing Sources and Uses by Budget Unit by Object
Fiscal Year 2010-11

Schedule 15

COUNTY SERVICE AREA #45
SPECIAL DISTRICT

Fund 40755
Budget Unit 9246

Detail by Revenue Category and Expenditure Object	Actual 2008-09	Actual 2009-10	CAO Recommended 2010-11	Adopted by the Board of Supervisors 2010-11
1	2	3	4	5
TAXES	$	$	$ 1,853	$ 1,853
USE OF MONEY/PROPERTY			309	309
OTHER FINANCING SOURCES	70	66	60	60
TOTAL REVENUE	**$ 70**	**$ 66**	**$ 2,222**	**$ 2,222**
APPROPRIATION FR CONTINGENCIES	$	$	$ 310	$ 310
SERVICES & SUPPLIES	2,241	2,356	2,633	2,633
OTHER CHARGES	156	32	57	57
TOTAL EXPENDITURES/APPROPRIATIONS	**$ 2,397**	**$ 2,388**	**$ 3,000**	**$ 3,000**
NET COST	**$ (2,327)**	**$ (2,322)**	**$ (778)**	**$ (778)**

State Controller Schedules
County Budget Act
January 2010

COUNTY OF KERN
Special Districts and Other Agencies
Financing Sources and Uses by Budget Unit by Object
Fiscal Year 2010-11

Schedule 15

COUNTY SERVICE AREA #47
SPECIAL DISTRICT

Fund 40765
Budget Unit 9249

Detail by Revenue Category and Expenditure Object	Actual 2008-09	Actual 2009-10	CAO Recommended 2010-11	Adopted by the Board of Supervisors 2010-11
1	2	3	4	5
TAXES	$	$	$ 10,222	$ 10,222
USE OF MONEY/PROPERTY			1,115	1,115
OTHER FINANCING SOURCES	280	274	230	230
TOTAL REVENUE	**$ 280**	**$ 274**	**$ 11,567**	**$ 11,567**
APPROPRIATION FR CONTINGENCIES	$	$	$ 1,200	$ 1,200
SERVICES & SUPPLIES	8,009	8,780	10,127	10,127
OTHER CHARGES	625	128	173	173
TOTAL EXPENDITURES/APPROPRIATIONS	**$ 8,634**	**$ 8,908**	**$ 11,500**	**$ 11,500**
NET COST	**$ (8,354)**	**$ (8,634)**	**$ 67**	**$ 67**

State Controller Schedules
County Budget Act
January 2010

COUNTY OF KERN
Special Districts and Other Agencies
Financing Sources and Uses by Budget Unit by Object
Fiscal Year 2010-11

Schedule 15

COUNTY SERVICE AREA #51
SPECIAL DISTRICT

Fund 40785
Budget Unit 9253

Detail by Revenue Category and Expenditure Object	Actual 2008-09	Actual 2009-10	CAO Recommended 2010-11	Adopted by the Board of Supervisors 2010-11
1	2	3	4	5
TAXES	$	$	$ 918	$ 918
USE OF MONEY/PROPERTY			425	425
TOTAL REVENUE	**$**	**$**	**$ 1,343**	**$ 1,343**
APPROPRIATION FR CONTINGENCIES	$	$	$ 1,125	$ 1,125
SERVICES & SUPPLIES	1,955	1,652	9,733	9,733
OTHER CHARGES	234	82	142	142
TOTAL EXPENDITURES/APPROPRIATIONS	**$ 2,189**	**$ 1,734**	**$ 11,000**	**$ 11,000**
NET COST	**$ (2,189)**	**$ (1,734)**	**$ (9,657)**	**$ (9,657)**

State Controller Schedules
County Budget Act
January 2010

COUNTY OF KERN
Special Districts and Other Agencies
Financing Sources and Uses by Budget Unit by Object
Fiscal Year 2010-11

Schedule 15

CO SERVICE AREA #39.2 Z OF B2
SPECIAL DISTRICT

Fund 40727
Budget Unit 9255

Detail by Revenue Category and Expenditure Object	Actual 2008-09	Actual 2009-10	CAO Recommended 2010-11	Adopted by the Board of Supervisors 2010-11
1	2	3	4	5
TAXES	$	$	$ 730	$ 730
USE OF MONEY/PROPERTY			1,074	1,074
TOTAL REVENUE	**$**	**$**	**$ 1,804**	**$ 1,804**
APPROPRIATION FR CONTINGENCIES	$	$	$ 1,265	$ 1,265
SERVICES & SUPPLIES	1,642	1,608	11,155	11,155
OTHER CHARGES	62	46	80	80
TOTAL EXPENDITURES/APPROPRIATIONS	**$ 1,704**	**$ 1,654**	**$ 12,500**	**$ 12,500**
NET COST	**$ (1,704)**	**$ (1,654)**	**$ (10,696)**	**$ (10,696)**

State Controller Schedules
County Budget Act
January 2010

COUNTY OF KERN
Special Districts and Other Agencies
Financing Sources and Uses by Budget Unit by Object
Fiscal Year 2010-11

Schedule 15

COUNTY SERVICE AREA #39 ZONE 8
SPECIAL DISTRICT

Fund 40733
Budget Unit 9256

Detail by Revenue Category and Expenditure Object	Actual 2008-09	Actual 2009-10	CAO Recommended 2010-11	Adopted by the Board of Supervisors 2010-11
1	2	3	4	5
TAXES	$	$	$ 157,045	$ 169,442
USE OF MONEY/PROPERTY			691	691
OTHER FINANCING SOURCES	91,485	60,000	81,000	81,000
TOTAL REVENUE	**$ 91,485**	**$ 60,000**	**$ 238,736**	**$ 251,133**
APPROPRIATION FR CONTINGENCIES	$	$	$ 15,000	$ 15,000
SERVICES & SUPPLIES	203,418	255,881	252,472	237,472
OTHER CHARGES	1,125	856	1,528	1,528
TOTAL EXPENDITURES/APPROPRIATIONS	**$ 204,543**	**$ 256,737**	**$ 269,000**	**$ 254,000**
NET COST	**$ (113,058)**	**$ (196,737)**	**$ (30,264)**	**$ (2,867)**

State Controller Schedules
County Budget Act
January 2010

COUNTY OF KERN
Special Districts and Other Agencies
Financing Sources and Uses by Budget Unit by Object
Fiscal Year 2010-11

Schedule 15

COUNTY SERVICE AREA #38 ZN 2
SPECIAL DISTRICT

Fund 40737
Budget Unit 9258

Detail by Revenue Category and Expenditure Object	Actual 2008-09	Actual 2009-10	CAO Recommended 2010-11	Adopted by the Board of Supervisors 2010-11
1	2	3	4	5
TAXES	$	$	$ 2,660	$ 2,660
USE OF MONEY/PROPERTY			427	427
OTHER FINANCING SOURCES	48	80	240	240
TOTAL REVENUE	**$ 48**	**$ 80**	**$ 3,327**	**$ 3,327**
APPROPRIATION FR CONTINGENCIES	$	$	$ 1,250	$ 1,250
SERVICES & SUPPLIES	09	16	10,680	10,680
OTHER CHARGES	31	32	70	70
TOTAL EXPENDITURES/APPROPRIATIONS	**$ 40**	**$ 48**	**$ 12,000**	**$ 12,000**
NET COST	**$ 08**	**$ 32**	**$ (8,673)**	**$ (8,673)**

State Controller Schedules
County Budget Act
January 2010

COUNTY OF KERN
Special Districts and Other Agencies
Financing Sources and Uses by Budget Unit by Object
Fiscal Year 2010-11

Schedule 15

COUNTY SERVICE AREA #52
SPECIAL DISTRICT

Fund 40790
Budget Unit 9259

Detail by Revenue Category and Expenditure Object	Actual 2008-09	Actual 2009-10	CAO Recommended 2010-11	Adopted by the Board of Supervisors 2010-11
1	2	3	4	5
TAXES	$	$	$ 11,282	$ 11,282
USE OF MONEY/PROPERTY			1,698	1,698
OTHER FINANCING SOURCES	565	495	451	451
TOTAL REVENUE	**$ 565**	**$ 495**	**$ 13,431**	**$ 13,431**
SERVICES & SUPPLIES	$ 19,816	$ 20,802	$ 26,985	$ 26,985
OTHER CHARGES	781	339	515	515
TOTAL EXPENDITURES/APPROPRIATIONS	**$ 20,597**	**$ 21,141**	**$ 27,500**	**$ 27,500**
NET COST	**$ (20,032)**	**$ (20,646)**	**$ (14,069)**	**$ (14,069)**

State Controller Schedules
County Budget Act
January 2010

COUNTY OF KERN
Special Districts and Other Agencies
Financing Sources and Uses by Budget Unit by Object
Fiscal Year 2010-11

Schedule 15

COUNTY SERVICE AREA #53
SPECIAL DISTRICT

Fund 40795
Budget Unit 9262

Detail by Revenue Category and Expenditure Object	Actual 2008-09	Actual 2009-10	CAO Recommended 2010-11	Adopted by the Board of Supervisors 2010-11
1	2	3	4	5
TOTAL REVENUE	**$**	**$**	**$**	**$**
SERVICES & SUPPLIES	$	$	$ 1,851	$ 1,850
OTHER CHARGES	312	18	30	30
TOTAL EXPENDITURES/APPROPRIATIONS	**$ 312**	**$ 18**	**$ 1,881**	**$ 1,880**
NET COST	**$ (312)**	**$ (18)**	**$ (1,881)**	**$ (1,880)**

State Controller Schedules
County Budget Act
January 2010

COUNTY OF KERN
Special Districts and Other Agencies
Financing Sources and Uses by Budget Unit by Object
Fiscal Year 2010-11

Schedule 15

COUNTY SERVICE AREA #54
SPECIAL DISTRICT

Fund 40800
Budget Unit 9263

Detail by Revenue Category and Expenditure Object	Actual 2008-09	Actual 2009-10	CAO Recommended 2010-11	Adopted by the Board of Supervisors 2010-11
1	2	3	4	5
TAXES	$	$	$ 9,619	$ 9,619
USE OF MONEY/PROPERTY			600	600
OTHER FINANCING SOURCES	350	352	330	330
TOTAL REVENUE	**$ 350**	**$ 352**	**$ 10,549**	**$ 10,549**
APPROPRIATION FR CONTINGENCIES	$	$	$ 1,500	$ 1,500
SERVICES & SUPPLIES	12,312	13,125	14,746	14,746
OTHER CHARGES	625	169	254	254
TOTAL EXPENDITURES/APPROPRIATIONS	**$ 12,937**	**$ 13,294**	**$ 16,500**	**$ 16,500**
NET COST	**$ (12,587)**	**$ (12,942)**	**$ (5,951)**	**$ (5,951)**

State Controller Schedules
County Budget Act
January 2010

COUNTY OF KERN
Special Districts and Other Agencies
Financing Sources and Uses by Budget Unit by Object
Fiscal Year 2010-11

Schedule 15

COUNTY SERVICE AREA #18 ZONE 5
SPECIAL DISTRICT

Fund 40626
Budget Unit 9264

Detail by Revenue Category and Expenditure Object	Actual 2008-09	Actual 2009-10	CAO Recommended 2010-11	Adopted by the Board of Supervisors 2010-11
1	2	3	4	5
TAXES	$	$	$ 2,939	$ 2,939
USE OF MONEY/PROPERTY			283	283
OTHER FINANCING SOURCES	118	110	112	112
TOTAL REVENUE	**$ 118**	**$ 110**	**$ 3,334**	**$ 3,334**
APPROPRIATION FR CONTINGENCIES	$	$	$ 1,000	$ 1,000
SERVICES & SUPPLIES	4,478	4,124	4,502	4,502
OTHER CHARGES	78	55	98	98
TOTAL EXPENDITURES/APPROPRIATIONS	**$ 4,556**	**$ 4,179**	**$ 5,600**	**$ 5,600**
NET COST	**$ (4,438)**	**$ (4,069)**	**$ (2,266)**	**$ (2,266)**

State Controller Schedules
County Budget Act
January 2010

COUNTY OF KERN
Special Districts and Other Agencies
Financing Sources and Uses by Budget Unit by Object
Fiscal Year 2010-11

Schedule 15

COUNTY SERVICE AREA #53 ZONE 1
SPECIAL DISTRICT

Fund 40796
Budget Unit 9265

Detail by Revenue Category and Expenditure Object	Actual 2008-09	Actual 2009-10	CAO Recommended 2010-11	Adopted by the Board of Supervisors 2010-11
1	2	3	4	5
TAXES	$	$	$ 2,804	$ 2,804
USE OF MONEY/PROPERTY			528	528
OTHER FINANCING SOURCES	128	118	104	104
TOTAL REVENUE	**$ 128**	**$ 118**	**$ 3,436**	**$ 3,436**
APPROPRIATION FR CONTINGENCIES	$	$	$ 550	$ 550
SERVICES & SUPPLIES	3,669	3,786	4,570	4,570
OTHER CHARGES	156	55	80	80
TOTAL EXPENDITURES/APPROPRIATIONS	**$ 3,825**	**$ 3,841**	**$ 5,200**	**$ 5,200**
NET COST	**$ (3,697)**	**$ (3,723)**	**$ (1,764)**	**$ (1,764)**

State Controller Schedules
County Budget Act
January 2010

COUNTY OF KERN
Special Districts and Other Agencies
Financing Sources and Uses by Budget Unit by Object
Fiscal Year 2010-11

Schedule 15

COUNTY SERVICE AREA #18 ZONE 6
SPECIAL DISTRICT

Fund 40627
Budget Unit 9266

Detail by Revenue Category and Expenditure Object	Actual 2008-09	Actual 2009-10	CAO Recommended 2010-11	Adopted by the Board of Supervisors 2010-11
1	2	3	4	5
TAXES	$	$	$ 7,386	$ 7,386
USE OF MONEY/PROPERTY			1,229	1,229
TOTAL REVENUE	**$**	**$**	**$ 8,615**	**$ 8,615**
APPROPRIATION FR CONTINGENCIES	$	$	$ 1,580	$ 1,580
SERVICES & SUPPLIES	528	415	15,818	15,818
OTHER CHARGES	78	46	102	102
TOTAL EXPENDITURES/APPROPRIATIONS	**$ 606**	**$ 461**	**$ 17,500**	**$ 17,500**
NET COST	**$ (606)**	**$ (461)**	**$ (8,885)**	**$ (8,885)**

State Controller Schedules
County Budget Act
January 2010

COUNTY OF KERN
Special Districts and Other Agencies
Financing Sources and Uses by Budget Unit by Object
Fiscal Year 2010-11

Schedule 15

COUNTY SERVICE AREA #18 ZONE 7
SPECIAL DISTRICT

Fund 40628
Budget Unit 9267

Detail by Revenue Category and Expenditure Object	Actual 2008-09	Actual 2009-10	CAO Recommended 2010-11	Adopted by the Board of Supervisors 2010-11
1	2	3	4	5
TAXES	$	$	$ 29,362	$ 29,362
USE OF MONEY/PROPERTY			3,163	3,163
TOTAL REVENUE	**$**	**$**	**$ 32,525**	**$ 32,525**
APPROPRIATION FR CONTINGENCIES	$	$	$ 2,000	$ 2,000
SERVICES & SUPPLIES	10,028	18,834	21,849	21,849
OTHER CHARGES	187	192	271	271
TOTAL EXPENDITURES/APPROPRIATIONS	**$ 10,215**	**$ 19,026**	**$ 24,120**	**$ 24,120**
NET COST	**$ (10,215)**	**$ (19,026)**	**$ 8,405**	**$ 8,405**

State Controller Schedules
County Budget Act
January 2010

COUNTY OF KERN
Special Districts and Other Agencies
Financing Sources and Uses by Budget Unit by Object
Fiscal Year 2010-11

Schedule 15

COUNTY SERVICE AREA #55
SPECIAL DISTRICT

Fund 40805
Budget Unit 9272

Detail by Revenue Category and Expenditure Object	Actual 2008-09	Actual 2009-10	CAO Recommended 2010-11	Adopted by the Board of Supervisors 2010-11
1	2	3	4	5
TAXES	$	$	$ 2,793	$ 2,793
USE OF MONEY/PROPERTY			135	135
OTHER FINANCING SOURCES	94	74	72	72
TOTAL REVENUE	**$ 94**	**$ 74**	**$ 3,000**	**$ 3,000**
APPROPRIATION FR CONTINGENCIES	$	$	$ 370	$ 370
SERVICES & SUPPLIES	2,705	2,818	3,160	3,160
OTHER CHARGES	234	37	70	70
TOTAL EXPENDITURES/APPROPRIATIONS	**$ 2,939**	**$ 2,855**	**$ 3,600**	**$ 3,600**
NET COST	**$ (2,845)**	**$ (2,781)**	**$ (600)**	**$ (600)**

State Controller Schedules
County Budget Act
January 2010

COUNTY OF KERN
Special Districts and Other Agencies
Financing Sources and Uses by Budget Unit by Object
Fiscal Year 2010-11

Schedule 15

COUNTY SERVICE AREA #56
SPECIAL DISTRICT

Fund 40810
Budget Unit 9273

Detail by Revenue Category and Expenditure Object	Actual 2008-09	Actual 2009-10	CAO Recommended 2010-11	Adopted by the Board of Supervisors 2010-11
1	2	3	4	5
TAXES	$	$	$ 2,115	$ 2,115
USE OF MONEY/PROPERTY			356	356
OTHER FINANCING SOURCES	200	180	174	174
TOTAL REVENUE	**$ 200**	**$ 180**	**$ 2,645**	**$ 2,645**
APPROPRIATION FR CONTINGENCIES	$	$	$ 960	$ 960
SERVICES & SUPPLIES	3,436	3,300	7,580	7,580
OTHER CHARGES	312	92	160	160
TOTAL EXPENDITURES/APPROPRIATIONS	**$ 3,748**	**$ 3,392**	**$ 8,700**	**$ 8,700**
NET COST	**$ (3,548)**	**$ (3,212)**	**$ (6,055)**	**$ (6,055)**

State Controller Schedules
County Budget Act
January 2010

COUNTY OF KERN
Special Districts and Other Agencies
Financing Sources and Uses by Budget Unit by Object
Fiscal Year 2010-11

Schedule 15

COUNTY SERVICE AREA #30 ZONE 2
SPECIAL DISTRICT

Fund 40682
Budget Unit 9274

Detail by Revenue Category and Expenditure Object	Actual 2008-09	Actual 2009-10	CAO Recommended 2010-11	Adopted by the Board of Supervisors 2010-11
1	2	3	4	5
TAXES	$	$	$ 929	$ 929
USE OF MONEY/PROPERTY			326	326
TOTAL REVENUE	**$**	**$**	**$ 1,255**	**$ 1,255**
APPROPRIATION FR CONTINGENCIES	$	$	$ 700	$ 700
SERVICES & SUPPLIES	980	831	7,041	7,041
OTHER CHARGES	62	32	59	59
TOTAL EXPENDITURES/APPROPRIATIONS	**$ 1,042**	**$ 863**	**$ 7,800**	**$ 7,800**
NET COST	**$ (1,042)**	**$ (863)**	**$ (6,545)**	**$ (6,545)**

State Controller Schedules
County Budget Act
January 2010

COUNTY OF KERN
Special Districts and Other Agencies
Financing Sources and Uses by Budget Unit by Object
Fiscal Year 2010-11

Schedule 15

COUNTY SERVICE AREA #60 ZONE 2
SPECIAL DISTRICT

Fund 40832
Budget Unit 9276

Detail by Revenue Category and Expenditure Object	Actual 2008-09	Actual 2009-10	CAO Recommended 2010-11	Adopted by the Board of Supervisors 2010-11
1	2	3	4	5
TAXES	$ 43,990	$	$ 89,477	$ 89,477
FINES AND FORFEITURES	358			
USE OF MONEY/PROPERTY	5,333		10,982	10,982
CHARGES FOR SERVICES	(221)			
TOTAL REVENUE	**$ 49,460**	**$**	**$ 100,459**	**$ 100,459**
APPROPRIATION FR CONTINGENCIES	$	$	$ 9,318	$ 9,318
SERVICES & SUPPLIES	986	1,762	100,182	100,182
OTHER CHARGES	94	288	500	500
TOTAL EXPENDITURES/APPROPRIATIONS	**$ 1,080**	**$ 2,050**	**$ 110,000**	**$ 110,000**
NET COST	**$ 48,380**	**$ (2,050)**	**$ (9,541)**	**$ (9,541)**

State Controller Schedules
County Budget Act
January 2010

COUNTY OF KERN
Special Districts and Other Agencies
Financing Sources and Uses by Budget Unit by Object
Fiscal Year 2010-11

Schedule 15

COUNTY SERVICE AREA #60
SPECIAL DISTRICT

Fund 40830
Budget Unit 9277

Detail by Revenue Category and Expenditure Object	Actual 2008-09	Actual 2009-10	CAO Recommended 2010-11	Adopted by the Board of Supervisors 2010-11
1	2	3	4	5
TAXES	$ 190,661	$ 293	$ 192,308	$ 192,308
FINES AND FORFEITURES	2,512	158		
USE OF MONEY/PROPERTY	16,534		22,917	22,917
CHARGES FOR SERVICES	(1,473)			
OTHER FINANCING SOURCES	4,715	4,299	4,040	4,040
TOTAL REVENUE	**$ 212,949**	**$ 4,750**	**$ 219,265**	**$ 219,265**
APPROPRIATION FR CONTINGENCIES	$	$	$ 21,568	$ 21,568
SERVICES & SUPPLIES	165,620	169,961	176,432	176,432
OTHER CHARGES	6,249	2,027	4,000	4,000
TOTAL EXPENDITURES/APPROPRIATIONS	**$ 171,869**	**$ 171,988**	**$ 202,000**	**$ 202,000**
NET COST	**$ 41,080**	**$ (167,238)**	**$ 17,265**	**$ 17,265**

State Controller Schedules
County Budget Act
January 2010

COUNTY OF KERN
Special Districts and Other Agencies
Financing Sources and Uses by Budget Unit by Object
Fiscal Year 2010-11

Schedule 15

COUNTY SERVICE AREA #60 ZONE 1
SPECIAL DISTRICT

Fund 40831
Budget Unit 9278

Detail by Revenue Category and Expenditure Object	Actual 2008-09	Actual 2009-10	CAO Recommended 2010-11	Adopted by the Board of Supervisors 2010-11
1	2	3	4	5
TAXES	$ 10,442	$	$ 18,058	$ 18,058
FINES AND FORFEITURES	140			
USE OF MONEY/PROPERTY	1,114		1,008	1,008
CHARGES FOR SERVICES	(297)			
OTHER FINANCING SOURCES	400	480	480	480
TOTAL REVENUE	**$ 11,799**	**$ 480**	**$ 19,546**	**$ 19,546**
APPROPRIATION FR CONTINGENCIES	$	$	$ 2,200	$ 2,200
SERVICES & SUPPLIES	18,811	17,455	21,400	21,400
OTHER CHARGES	312	229	400	400
TOTAL EXPENDITURES/APPROPRIATIONS	**$ 19,123**	**$ 17,684**	**$ 24,000**	**$ 24,000**
NET COST	**$ (7,324)**	**$ (17,204)**	**$ (4,454)**	**$ (4,454)**

State Controller Schedules
County Budget Act
January 2010

COUNTY OF KERN
Special Districts and Other Agencies
Financing Sources and Uses by Budget Unit by Object
Fiscal Year 2010-11

Schedule 15

COUNTY SERVICE AREA #61 ZONE 1
SPECIAL DISTRICT

Fund 40836
Budget Unit 9279

Detail by Revenue Category and Expenditure Object	Actual 2008-09	Actual 2009-10	CAO Recommended 2010-11	Adopted by the Board of Supervisors 2010-11
1	2	3	4	5
TAXES	$	$	$ 3,548	$ 3,548
USE OF MONEY/PROPERTY			2,267	2,267
OTHER FINANCING SOURCES	259	245	230	230
TOTAL REVENUE	**$ 259**	**$ 245**	**$ 6,045**	**$ 6,045**
APPROPRIATION FR CONTINGENCIES	$	$	$ 1,400	$ 1,400
SERVICES & SUPPLIES	8,229	9,260	9,900	9,900
OTHER CHARGES	469	114	200	200
TOTAL EXPENDITURES/APPROPRIATIONS	**$ 8,698**	**$ 9,374**	**$ 11,500**	**$ 11,500**
NET COST	**$ (8,439)**	**$ (9,129)**	**$ (5,455)**	**$ (5,455)**

State Controller Schedules
County Budget Act
January 2010

COUNTY OF KERN
Special Districts and Other Agencies
Financing Sources and Uses by Budget Unit by Object
Fiscal Year 2010-11

Schedule 15

COUNTY SERVICE AREA #61 ZONE 2
SPECIAL DISTRICT

Fund 40837
Budget Unit 9280

Detail by Revenue Category and Expenditure Object	Actual 2008-09	Actual 2009-10	CAO Recommended 2010-11	Adopted by the Board of Supervisors 2010-11
1	2	3	4	5
TAXES	$	$	$ 1,615	$ 1,615
USE OF MONEY/PROPERTY			78	78
OTHER FINANCING SOURCES	51	42	44	44
TOTAL REVENUE	**$ 51**	**$ 42**	**$ 1,737**	**$ 1,737**
APPROPRIATION FR CONTINGENCIES	$	$	$ 315	$ 315
SERVICES & SUPPLIES	1,429	1,677	1,855	1,855
OTHER CHARGES	141	18	30	30
TOTAL EXPENDITURES/APPROPRIATIONS	**$ 1,570**	**$ 1,695**	**$ 2,200**	**$ 2,200**
NET COST	**$ (1,519)**	**$ (1,653)**	**$ (463)**	**$ (463)**

State Controller Schedules
County Budget Act
January 2010

COUNTY OF KERN
Special Districts and Other Agencies
Financing Sources and Uses by Budget Unit by Object
Fiscal Year 2010-11

Schedule 15

COUNTY SERVICE AREA #61 ZONE 3
SPECIAL DISTRICT

Fund 40838
Budget Unit 9281

Detail by Revenue Category and Expenditure Object	Actual 2008-09	Actual 2009-10	CAO Recommended 2010-11	Adopted by the Board of Supervisors 2010-11
1	2	3	4	5
TAXES	$	$	$ 7,676	$ 7,676
USE OF MONEY/PROPERTY			930	930
OTHER FINANCING SOURCES	226	229	194	194
TOTAL REVENUE	**$ 226**	**$ 229**	**$ 8,800**	**$ 8,800**
APPROPRIATION FR CONTINGENCIES	$	$	$ 977	$ 977
SERVICES & SUPPLIES	6,734	6,949	8,523	8,523
OTHER CHARGES	281	110	200	200
TOTAL EXPENDITURES/APPROPRIATIONS	**$ 7,015**	**$ 7,059**	**$ 9,700**	**$ 9,700**
NET COST	**$ (6,789)**	**$ (6,830)**	**$ (900)**	**$ (900)**

State Controller Schedules
County Budget Act
January 2010

COUNTY OF KERN
Special Districts and Other Agencies
Financing Sources and Uses by Budget Unit by Object
Fiscal Year 2010-11

Schedule 15

COUNTY SERVICE AREA #61 ZONE 4
SPECIAL DISTRICT

Fund 40839
Budget Unit 9282

Detail by Revenue Category and Expenditure Object	Actual 2008-09	Actual 2009-10	CAO Recommended 2010-11	Adopted by the Board of Supervisors 2010-11
1	2	3	4	5
TAXES	$	$	$ 2,755	$ 2,755
USE OF MONEY/PROPERTY			243	243
OTHER FINANCING SOURCES	77	77	70	70
TOTAL REVENUE	**$ 77**	**$ 77**	**$ 3,068**	**$ 3,068**
APPROPRIATION FR CONTINGENCIES	$	$	$ 360	$ 360
SERVICES & SUPPLIES	2,348	2,458	3,080	3,080
OTHER CHARGES	156	37	60	60
TOTAL EXPENDITURES/APPROPRIATIONS	**$ 2,504**	**$ 2,495**	**$ 3,500**	**$ 3,500**
NET COST	**$ (2,427)**	**$ (2,418)**	**$ (432)**	**$ (432)**

State Controller Schedules
County Budget Act
January 2010

COUNTY OF KERN
Special Districts and Other Agencies
Financing Sources and Uses by Budget Unit by Object
Fiscal Year 2010-11

Schedule 15

COUNTY SERVICE AREA #62
SPECIAL DISTRICT

Fund 40840
Budget Unit 9283

Detail by Revenue Category and Expenditure Object	Actual 2008-09	Actual 2009-10	CAO Recommended 2010-11	Adopted by the Board of Supervisors 2010-11
1	2	3	4	5
TAXES	$	$	$ 5,657	$ 5,657
USE OF MONEY/PROPERTY			397	397
OTHER FINANCING SOURCES	216	210	232	232
TOTAL REVENUE	**$ 216**	**$ 210**	**$ 6,286**	**$ 6,286**
APPROPRIATION FR CONTINGENCIES	$	$	$ 1,471	$ 1,471
SERVICES & SUPPLIES	8,024	8,906	9,929	9,929
OTHER CHARGES	234	101	200	200
TOTAL EXPENDITURES/APPROPRIATIONS	**$ 8,258**	**$ 9,007**	**$ 11,600**	**$ 11,600**
NET COST	**$ (8,042)**	**$ (8,797)**	**$ (5,314)**	**$ (5,314)**

State Controller Schedules
County Budget Act
January 2010

COUNTY OF KERN
Special Districts and Other Agencies
Financing Sources and Uses by Budget Unit by Object
Fiscal Year 2010-11

Schedule 15

COUNTY SERVICE AREA #63
SPECIAL DISTRICT

Fund 40845
Budget Unit 9284

Detail by Revenue Category and Expenditure Object	Actual 2008-09	Actual 2009-10	CAO Recommended 2010-11	Adopted by the Board of Supervisors 2010-11
1	2	3	4	5
TAXES	$ 27,852	$ 23	$ 25,384	$ 25,384
FINES AND FORFEITURES	559	07		
USE OF MONEY/PROPERTY	394		895	895
CHARGES FOR SERVICES	(956)			
OTHER FINANCING SOURCES	424	470	454	454
TOTAL REVENUE	**$ 28,273**	**$ 500**	**$ 26,733**	**$ 26,733**
APPROPRIATION FR CONTINGENCIES	$	$	$ 1,683	$ 1,683
SERVICES & SUPPLIES	19,285	18,658	20,637	20,637
OTHER CHARGES	625	220	380	380
TOTAL EXPENDITURES/APPROPRIATIONS	**$ 19,910**	**$ 18,878**	**$ 22,700**	**$ 22,700**
NET COST	**$ 8,363**	**$ (18,378)**	**$ 4,033**	**$ 4,033**

State Controller Schedules
County Budget Act
January 2010

COUNTY OF KERN
Special Districts and Other Agencies
Financing Sources and Uses by Budget Unit by Object
Fiscal Year 2010-11

Schedule 15

COUNTY SERVICE AREA #65
SPECIAL DISTRICT

Fund 40855
Budget Unit 9286

Detail by Revenue Category and Expenditure Object	Actual 2008-09	Actual 2009-10	CAO Recommended 2010-11	Adopted by the Board of Supervisors 2010-11
1	2	3	4	5
TAXES	$	$	$ 6,223	$ 6,223
USE OF MONEY/PROPERTY			6,811	6,811
OTHER FINANCING SOURCES	3,390	3,466	5,000	5,000
TOTAL REVENUE	**$ 3,390**	**$ 3,466**	**$ 18,034**	**$ 18,034**
APPROPRIATION FR CONTINGENCIES	$	$	$ 22,000	$ 22,000
SERVICES & SUPPLIES	1,575	12,965	225,002	225,002
OTHER CHARGES	1,250	1,633	2,998	2,998
TOTAL EXPENDITURES/APPROPRIATIONS	**$ 2,825**	**$ 14,598**	**$ 250,000**	**$ 250,000**
NET COST	**$ 565**	**$ (11,132)**	**$ (231,966)**	**$ (231,966)**

State Controller Schedules
County Budget Act
January 2010

COUNTY OF KERN
Special Districts and Other Agencies
Financing Sources and Uses by Budget Unit by Object
Fiscal Year 2010-11

Schedule 15

COUNTY SERVICE AREA #66
SPECIAL DISTRICT

Fund 40860
Budget Unit 9287

Detail by Revenue Category and Expenditure Object	Actual 2008-09	Actual 2009-10	CAO Recommended 2010-11	Adopted by the Board of Supervisors 2010-11
1	2	3	4	5
TAXES	$	$	$ 5,515	$ 5,515
USE OF MONEY/PROPERTY			202	202
OTHER FINANCING SOURCES	70	118	118	118
TOTAL REVENUE	**$ 70**	**$ 118**	**$ 5,835**	**$ 5,835**
APPROPRIATION FR CONTINGENCIES	$	$	$ 515	$ 515
SERVICES & SUPPLIES	5,376	4,731	5,285	5,285
OTHER CHARGES	94	55	100	100
TOTAL EXPENDITURES/APPROPRIATIONS	**$ 5,470**	**$ 4,786**	**$ 5,900**	**$ 5,900**
NET COST	**$ (5,400)**	**$ (4,668)**	**$ (65)**	**$ (65)**

State Controller Schedules
County Budget Act
January 2010

COUNTY OF KERN
Special Districts and Other Agencies
Financing Sources and Uses by Budget Unit by Object
Fiscal Year 2010-11

Schedule 15

COUNTY SERVICE AREA #67
SPECIAL DISTRICT

Fund 40865
Budget Unit 9288

Detail by Revenue Category and Expenditure Object	Actual 2008-09	Actual 2009-10	CAO Recommended 2010-11	Adopted by the Board of Supervisors 2010-11
1	2	3	4	5
TAXES	$	$	$ 3,591	$ 3,591
USE OF MONEY/PROPERTY			379	379
OTHER FINANCING SOURCES	84	85	84	84
TOTAL REVENUE	**$ 84**	**$ 85**	**$ 4,054**	**$ 4,054**
APPROPRIATION FR CONTINGENCIES	$	$	$ 413	$ 413
SERVICES & SUPPLIES	2,520	2,906	3,707	3,707
OTHER CHARGES	156	41	80	80
TOTAL EXPENDITURES/APPROPRIATIONS	**$ 2,676**	**$ 2,947**	**$ 4,200**	**$ 4,200**
NET COST	**$ (2,592)**	**$ (2,862)**	**$ (146)**	**$ (146)**

State Controller Schedules
County Budget Act
January 2010

COUNTY OF KERN
Special Districts and Other Agencies
Financing Sources and Uses by Budget Unit by Object
Fiscal Year 2010-11

Schedule 15

COUNTY SERVICE AREA #58
SPECIAL DISTRICT

Fund 40820
Budget Unit 9289

Detail by Revenue Category and Expenditure Object	Actual 2008-09	Actual 2009-10	CAO Recommended 2010-11	Adopted by the Board of Supervisors 2010-11
1	2	3	4	5
TAXES	$	$	$ 4,134	$ 4,134
USE OF MONEY/PROPERTY			713	713
OTHER FINANCING SOURCES	244	244	232	232
TOTAL REVENUE	**$ 244**	**$ 244**	**$ 5,079**	**$ 5,079**
APPROPRIATION FR CONTINGENCIES	$	$	$ 1,500	$ 1,500
SERVICES & SUPPLIES	5,406	5,593	11,688	11,688
OTHER CHARGES	312	133	172	172
TOTAL EXPENDITURES/APPROPRIATIONS	**$ 5,718**	**$ 5,726**	**$ 13,360**	**$ 13,360**
NET COST	**$ (5,474)**	**$ (5,482)**	**$ (8,281)**	**$ (8,281)**

State Controller Schedules
County Budget Act
January 2010

COUNTY OF KERN
Special Districts and Other Agencies
Financing Sources and Uses by Budget Unit by Object
Fiscal Year 2010-11

Schedule 15

COUNTY SERVICE AREA #63 ZONE 1
SPECIAL DISTRICT

Fund 40846
Budget Unit 9290

Detail by Revenue Category and Expenditure Object	Actual 2008-09	Actual 2009-10	CAO Recommended 2010-11	Adopted by the Board of Supervisors 2010-11
1	2	3	4	5
TAXES	$	$	$ 96,456	$ 96,456
USE OF MONEY/PROPERTY			2,774	2,774
OTHER FINANCING SOURCES			17,154	17,154
TOTAL REVENUE	**$**	**$**	**$ 116,384**	**$ 116,384**
APPROPRIATION FR CONTINGENCIES	$	$	$ 14,717	$ 14,717
SERVICES & SUPPLIES	20,826	21,501	135,283	135,283
OTHER CHARGES	1,562	1,084	2,000	2,000
TOTAL EXPENDITURES/APPROPRIATIONS	**$ 22,388**	**$ 22,585**	**$ 152,000**	**$ 152,000**
NET COST	**$ (22,388)**	**$ (22,585)**	**$ (35,616)**	**$ (35,616)**

State Controller Schedules
County Budget Act
January 2010

COUNTY OF KERN
Special Districts and Other Agencies
Financing Sources and Uses by Budget Unit by Object
Fiscal Year 2010-11

Schedule 15

COUNTY SERVICE AREA #63 ZONE 2
SPECIAL DISTRICT

Fund 40847
Budget Unit 9291

Detail by Revenue Category and Expenditure Object	Actual 2008-09	Actual 2009-10	CAO Recommended 2010-11	Adopted by the Board of Supervisors 2010-11
1	2	3	4	5
TAXES	$	$	$ 1,376	$ 1,376
USE OF MONEY/PROPERTY			744	744
TOTAL REVENUE	**$**	**$**	**$ 2,120**	**$ 2,120**
APPROPRIATION FR CONTINGENCIES	$	$	$ 1,730	$ 1,730
SERVICES & SUPPLIES	243	579	16,236	16,236
OTHER CHARGES	625	151	234	234
TOTAL EXPENDITURES/APPROPRIATIONS	**$ 868**	**$ 730**	**$ 18,200**	**$ 18,200**
NET COST	**$ (868)**	**$ (730)**	**$ (16,080)**	**$ (16,080)**

State Controller Schedules
County Budget Act
January 2010

COUNTY OF KERN
Special Districts and Other Agencies
Financing Sources and Uses by Budget Unit by Object
Fiscal Year 2010-11

Schedule 15

COUNTY SERVICE AREA #63 ZONE 3
SPECIAL DISTRICT

Fund 40848
Budget Unit 9292

Detail by Revenue Category and Expenditure Object	Actual 2008-09	Actual 2009-10	CAO Recommended 2010-11	Adopted by the Board of Supervisors 2010-11
1	2	3	4	5
TAXES	$	$	$ 18,840	$ 18,840
USE OF MONEY/PROPERTY			4,024	4,024
OTHER FINANCING SOURCES	783	735	620	620
TOTAL REVENUE	**$ 783**	**$ 735**	**$ 23,484**	**$ 23,484**
APPROPRIATION FR CONTINGENCIES	$	$	$ 3,200	$ 3,200
SERVICES & SUPPLIES	21,776	24,062	27,184	27,184
OTHER CHARGES	150	348	616	616
TOTAL EXPENDITURES/APPROPRIATIONS	**$ 21,926**	**$ 24,410**	**$ 31,000**	**$ 31,000**
NET COST	**$ (21,143)**	**$ (23,675)**	**$ (7,516)**	**$ (7,516)**

State Controller Schedules
County Budget Act
January 2010

COUNTY OF KERN
Special Districts and Other Agencies
Financing Sources and Uses by Budget Unit by Object
Fiscal Year 2010-11

Schedule 15

COUNTY SERVICE AREA #63 ZONE 4
SPECIAL DISTRICT

Fund 40849
Budget Unit 9293

Detail by Revenue Category and Expenditure Object	Actual 2008-09	Actual 2009-10	CAO Recommended 2010-11	Adopted by the Board of Supervisors 2010-11
1	2	3	4	5
TAXES	$	$	$ 66,652	$ 66,652
USE OF MONEY/PROPERTY			7,858	7,858
TOTAL REVENUE	**$**	**$**	**$ 74,510**	**$ 74,510**
APPROPRIATION FR CONTINGENCIES	$	$	$ 5,000	$ 5,000
SERVICES & SUPPLIES	36,774	42,834	98,666	98,666
OTHER CHARGES	2,812	988	1,334	1,334
TOTAL EXPENDITURES/APPROPRIATIONS	**$ 39,586**	**$ 43,822**	**$ 105,000**	**$ 105,000**
NET COST	**$ (39,586)**	**$ (43,822)**	**$ (30,490)**	**$ (30,490)**

State Controller Schedules
County Budget Act
January 2010

COUNTY OF KERN
Special Districts and Other Agencies
Financing Sources and Uses by Budget Unit by Object
Fiscal Year 2010-11

Schedule 15

COUNTY SERVICE AREA #63 ZONE 5
SPECIAL DISTRICT

Fund 40851
Budget Unit 9294

Detail by Revenue Category and Expenditure Object	Actual 2008-09	Actual 2009-10	CAO Recommended 2010-11	Adopted by the Board of Supervisors 2010-11
1	2	3	4	5
TAXES	$	$	$ 88,136	$ 88,136
USE OF MONEY/PROPERTY			3,379	3,379
OTHER FINANCING SOURCES			30,981	30,981
TOTAL REVENUE	**$**	**$**	**$ 122,496**	**$ 122,496**
APPROPRIATION FR CONTINGENCIES	$	$	$ 9,203	$ 9,203
SERVICES & SUPPLIES	63,653	94,261	126,183	126,183
OTHER CHARGES	4,686	856	1,614	1,614
TOTAL EXPENDITURES/APPROPRIATIONS	**$ 68,339**	**$ 95,117**	**$ 137,000**	**$ 137,000**
NET COST	**$ (68,339)**	**$ (95,117)**	**$ (14,504)**	**$ (14,504)**

State Controller Schedules
County Budget Act
January 2010

COUNTY OF KERN
Special Districts and Other Agencies
Financing Sources and Uses by Budget Unit by Object
Fiscal Year 2010-11

Schedule 15

COUNTY SERVICE AREA #63 ZONE 6
SPECIAL DISTRICT

Fund 40852
Budget Unit 9295

Detail by Revenue Category and Expenditure Object	Actual 2008-09	Actual 2009-10	CAO Recommended 2010-11	Adopted by the Board of Supervisors 2010-11
1	2	3	4	5
TAXES	$	$	$ 61,380	$ 61,380
USE OF MONEY/PROPERTY			1,776	1,776
TOTAL REVENUE	**$**	**$**	**$ 63,156**	**$ 63,156**
APPROPRIATION FR CONTINGENCIES	$	$	$ 3,738	$ 3,738
SERVICES & SUPPLIES	54,875	37,719	77,722	77,722
OTHER CHARGES	2,343	705	1,540	1,540
TOTAL EXPENDITURES/APPROPRIATIONS	**$ 57,218**	**$ 38,424**	**$ 83,000**	**$ 83,000**
NET COST	**$ (57,218)**	**$ (38,424)**	**$ (19,844)**	**$ (19,844)**

State Controller Schedules
County Budget Act
January 2010

COUNTY OF KERN
Special Districts and Other Agencies
Financing Sources and Uses by Budget Unit by Object
Fiscal Year 2010-11

Schedule 15

CO SERVICE AREA #39 ZONE 1
SPECIAL DISTRICT

Fund 40726
Budget Unit 9297

Detail by Revenue Category and Expenditure Object	Actual 2008-09	Actual 2009-10	CAO Recommended 2010-11	Adopted by the Board of Supervisors 2010-11
1	2	3	4	5
TAXES	$	$	$ 12,721	$ 12,721
USE OF MONEY/PROPERTY			281	281
MISCELLANEOUS		25,000		
OTHER FINANCING SOURCES			22,500	22,500
TOTAL REVENUE	**$**	**$**	**$ 25,000**	**$ 35,502**	**$ 35,502**
APPROPRIATION FR CONTINGENCIES	$	$	$ 1,700	$ 1,700
SERVICES & SUPPLIES	6,959	16,709	12,822	12,822
OTHER CHARGES	156	142	278	278
TOTAL EXPENDITURES/APPROPRIATIONS	**$ 7,115**	**$ 16,851**	**$ 14,800**	**$ 14,800**
NET COST	**$ (7,115)**	**$ 8,149**	**$ 20,702**	**$ 20,702**

State Controller Schedules
County Budget Act
January 2010

COUNTY OF KERN
Special Districts and Other Agencies
Financing Sources and Uses by Budget Unit by Object
Fiscal Year 2010-11

Schedule 15

COUNTY SERVICE AREA #65.1
SPECIAL DISTRICT

Fund 40856
Budget Unit 9298

Detail by Revenue Category and Expenditure Object	Actual 2008-09	Actual 2009-10	CAO Recommended 2010-11	Adopted by the Board of Supervisors 2010-11
1	2	3	4	5
TAXES	$	$	$ 3,800	$ 3,800
USE OF MONEY/PROPERTY			581	581
OTHER FINANCING SOURCES	200	111	110	110
TOTAL REVENUE	**$ 200**	**$ 111**	**$ 4,491**	**$ 4,491**
APPROPRIATION FR CONTINGENCIES	$	$	$ 700	$ 700
SERVICES & SUPPLIES	3,512	4,374	4,713	4,713
OTHER CHARGES	125	50	87	87
TOTAL EXPENDITURES/APPROPRIATIONS	**$ 3,637**	**$ 4,424**	**$ 5,500**	**$ 5,500**
NET COST	**$ (3,437)**	**$ (4,313)**	**$ (1,009)**	**$ (1,009)**

State Controller Schedules
County Budget Act
January 2010

COUNTY OF KERN
Special Districts and Other Agencies
Financing Sources and Uses by Budget Unit by Object
Fiscal Year 2010-11

Schedule 15

COUNTY SERVICE AREA #66 ZONE 2
SPECIAL DISTRICT

Fund 40862
Budget Unit 9299

Detail by Revenue Category and Expenditure Object	Actual 2008-09	Actual 2009-10	CAO Recommended 2010-11	Adopted by the Board of Supervisors 2010-11
1	2	3	4	5
TAXES	$	$	$ 2,850	$ 2,850
USE OF MONEY/PROPERTY			68	68
OTHER FINANCING SOURCES	50	50	60	60
TOTAL REVENUE	**$ 50**	**$ 50**	**$ 2,978**	**$ 2,978**
APPROPRIATION FR CONTINGENCIES	$	$	$ 250	$ 250
SERVICES & SUPPLIES	1,171	1,966	2,701	2,701
OTHER CHARGES	78	23	49	49
TOTAL EXPENDITURES/APPROPRIATIONS	**$ 1,249**	**$ 1,989**	**$ 3,000**	**$ 3,000**
NET COST	**$ (1,199)**	**$ (1,939)**	**$ (22)**	**$ (22)**

State Controller Schedules
County Budget Act
January 2010

COUNTY OF KERN
Special Districts and Other Agencies
Financing Sources and Uses by Budget Unit by Object
Fiscal Year 2010-11

Schedule 15

COUNTY SERVICE AREA #10 ZONE 6
SPECIAL DISTRICT

Fund 40548
Budget Unit 9300

Detail by Revenue Category and Expenditure Object	Actual 2008-09	Actual 2009-10	CAO Recommended 2010-11	Adopted by the Board of Supervisors 2010-11
1	2	3	4	5
TAXES	$	$	$ 3,403	$ 3,403
USE OF MONEY/PROPERTY			2,652	2,652
TOTAL REVENUE	**$**	**$**	**$ 6,055**	**$ 6,055**
APPROPRIATION FR CONTINGENCIES	$	$	$ 500	$ 500
SERVICES & SUPPLIES	25	104	6,000	6,000
OTHER CHARGES	156	64	100	100
TOTAL EXPENDITURES/APPROPRIATIONS	**$ 181**	**$ 168**	**$ 6,600**	**$ 6,600**
NET COST	**$ (181)**	**$ (168)**	**$ (545)**	**$ (545)**

State Controller Schedules
County Budget Act
January 2010

COUNTY OF KERN
Special Districts and Other Agencies
Financing Sources and Uses by Budget Unit by Object
Fiscal Year 2010-11

Schedule 15

COUNTY SERVICE AREA #66 ZONE 3
SPECIAL DISTRICT

Fund 40863
Budget Unit 9301

Detail by Revenue Category and Expenditure Object	Actual 2008-09	Actual 2009-10	CAO Recommended 2010-11	Adopted by the Board of Supervisors 2010-11
1	2	3	4	5
TAXES	$	$	$ 3,325	$ 3,325
USE OF MONEY/PROPERTY			225	225
TOTAL REVENUE	**$**	**$**	**$ 3,550**	**$ 3,550**
APPROPRIATION FR CONTINGENCIES	$	$	$ 730	$ 730
SERVICES & SUPPLIES	10	18	6,900	6,900
OTHER CHARGES	156	37	70	70
TOTAL EXPENDITURES/APPROPRIATIONS	**$ 166**	**$ 55**	**$ 7,700**	**$ 7,700**
NET COST	**$ (166)**	**$ (55)**	**$ (4,150)**	**$ (4,150)**

State Controller Schedules
County Budget Act
January 2010

COUNTY OF KERN
Special Districts and Other Agencies
Financing Sources and Uses by Budget Unit by Object
Fiscal Year 2010-11

Schedule 15

COUNTY SERVICE AREA #66 ZONE 4
SPECIAL DISTRICT

Fund 40864
Budget Unit 9302

Detail by Revenue Category and Expenditure Object	Actual 2008-09	Actual 2009-10	CAO Recommended 2010-11	Adopted by the Board of Supervisors 2010-11
1	2	3	4	5
TAXES	$	$	$ 1,900	$ 1,900
USE OF MONEY/PROPERTY			60	60
TOTAL REVENUE	**$**	**$**	**$ 1,960**	**$ 1,960**
APPROPRIATION FR CONTINGENCIES	$	$	$ 170	$ 170
SERVICES & SUPPLIES	03	200	1,200	1,200
OTHER CHARGES	156	09	30	30
TOTAL EXPENDITURES/APPROPRIATIONS	**$ 159**	**$ 209**	**$ 1,400**	**$ 1,400**
NET COST	**$ (159)**	**$ (209)**	**$ 560**	**$ 560**

State Controller Schedules
County Budget Act
January 2010

COUNTY OF KERN
Special Districts and Other Agencies
Financing Sources and Uses by Budget Unit by Object
Fiscal Year 2010-11

Schedule 15

COUNTY SERVICE AREA #30 ZONE 6
SPECIAL DISTRICT

Fund 40676
Budget Unit 9303

Detail by Revenue Category and Expenditure Object	Actual 2008-09	Actual 2009-10	CAO Recommended 2010-11	Adopted by the Board of Supervisors 2010-11
1	2	3	4	5
TAXES	$	$	$ 2,115	$ 2,115
USE OF MONEY/PROPERTY			2,832	2,832
TOTAL REVENUE	**$**	**$**	**$ 4,947**	**$ 4,947**
APPROPRIATION FR CONTINGENCIES	$	$	$ 1,960	$ 1,960
SERVICES & SUPPLIES	38	90	20,865	20,865
OTHER CHARGES	125	92	175	175
TOTAL EXPENDITURES/APPROPRIATIONS	**$ 163**	**$ 182**	**$ 23,000**	**$ 23,000**
NET COST	**$ (163)**	**$ (182)**	**$ (18,053)**	**$ (18,053)**

State Controller Schedules
County Budget Act
January 2010

COUNTY OF KERN
Special Districts and Other Agencies
Financing Sources and Uses by Budget Unit by Object
Fiscal Year 2010-11

Schedule 15

COUNTY SERVICE AREA # 67 ZONE 1
SPECIAL DISTRICT

Fund 40866
Budget Unit 9305

Detail by Revenue Category and Expenditure Object	Actual 2008-09	Actual 2009-10	CAO Recommended 2010-11	Adopted by the Board of Supervisors 2010-11
1	2	3	4	5
TAXES	$	$	$ 2,026	$ 2,026
USE OF MONEY/PROPERTY			78	78
TOTAL REVENUE	**$**	**$**	**$ 2,104**	**$ 2,104**
APPROPRIATION FR CONTINGENCIES	$	$	$ 300	$ 300
SERVICES & SUPPLIES		151	1,900	1,900
OTHER CHARGES	156	18	30	30
TOTAL EXPENDITURES/APPROPRIATIONS	**$ 156**	**$ 169**	**$ 2,230**	**$ 2,230**
NET COST	**$ (156)**	**$ (169)**	**$ (126)**	**$ (126)**

State Controller Schedules
County Budget Act
January 2010

COUNTY OF KERN
Special Districts and Other Agencies
Financing Sources and Uses by Budget Unit by Object
Fiscal Year 2010-11

Schedule 15

COUNTY SERVICE AREA #69
SPECIAL DISTRICT

Fund 40875
Budget Unit 9307

Detail by Revenue Category and Expenditure Object	Actual 2008-09	Actual 2009-10	CAO Recommended 2010-11	Adopted by the Board of Supervisors 2010-11
1	2	3	4	5
TAXES	$	$	$ 523	$ 523
USE OF MONEY/PROPERTY			472	472
TOTAL REVENUE	**$**	**$**	**$ 995**	**$ 995**
APPROPRIATION FR CONTINGENCIES	$	$	$ 1,200	$ 1,200
SERVICES & SUPPLIES	41	57	9,500	9,500
OTHER CHARGES	156	96	150	150
TOTAL EXPENDITURES/APPROPRIATIONS	**$ 197**	**$ 153**	**$ 10,850**	**$ 10,850**
NET COST	**$ (197)**	**$ (153)**	**$ (9,855)**	**$ (9,855)**

State Controller Schedules
County Budget Act
January 2010

COUNTY OF KERN
Special Districts and Other Agencies
Financing Sources and Uses by Budget Unit by Object
Fiscal Year 2010-11

Schedule 15

COUNTY SERVICE AREA #71
SPECIAL DISTRICT

Fund 40885
Budget Unit 9309

Detail by Revenue Category and Expenditure Object	Actual 2008-09	Actual 2009-10	CAO Recommended 2010-11	Adopted by the Board of Supervisors 2010-11
1	2	3	4	5
TAXES	$ 126,249	$ 90	$ 130,041	$ 130,041
FINES AND FORFEITURES	1,161	32		
USE OF MONEY/PROPERTY	7,677		3,732	3,732
CHARGES FOR SERVICES	(2,108)			
TOTAL REVENUE	**$ 132,979**	**$ 122**	**$ 133,773**	**$ 133,773**
APPROPRIATION FR CONTINGENCIES	$	$	$ 16,000	$ 16,000
SERVICES & SUPPLIES	73,960	109,864	214,500	214,500
OTHER CHARGES	7,811	2,182	4,000	4,000
TOTAL EXPENDITURES/APPROPRIATIONS	**$ 81,771**	**$ 112,046**	**$ 234,500**	**$ 234,500**
NET COST	**$ 51,208**	**$ (111,924)**	**$ (100,727)**	**$ (100,727)**

State Controller Schedules
County Budget Act
January 2010

COUNTY OF KERN
Special Districts and Other Agencies
Financing Sources and Uses by Budget Unit by Object
Fiscal Year 2010-11

Schedule 15

COUNTY SERVICE AREA #39 ZONE 4
SPECIAL DISTRICT

Fund 40722
Budget Unit 9313

Detail by Revenue Category and Expenditure Object	Actual 2008-09	Actual 2009-10	CAO Recommended 2010-11	Adopted by the Board of Supervisors 2010-11
1	2	3	4	5
TAXES	$	$	$ 975	$ 975
USE OF MONEY/PROPERTY			443	443
TOTAL REVENUE	**$**	**$**	**$ 1,418**	**$ 1,418**
APPROPRIATION FR CONTINGENCIES	$	$	$ 1,580	$ 1,580
SERVICES & SUPPLIES	31	71	14,250	14,250
OTHER CHARGES	94	87	170	170
TOTAL EXPENDITURES/APPROPRIATIONS	**$ 125**	**$ 158**	**$ 16,000**	**$ 16,000**
NET COST	**$ (125)**	**$ (158)**	**$ (14,582)**	**$ (14,582)**

State Controller Schedules
County Budget Act
January 2010

COUNTY OF KERN
Special Districts and Other Agencies
Financing Sources and Uses by Budget Unit by Object
Fiscal Year 2010-11

Schedule 15

COUNTY SERVICE AREA #39 ZONE 5
SPECIAL DISTRICT

Fund 40723
Budget Unit 9314

Detail by Revenue Category and Expenditure Object	Actual 2008-09	Actual 2009-10	CAO Recommended 2010-11	Adopted by the Board of Supervisors 2010-11
1	2	3	4	5
TAXES	$	$	$ 266	$ 266
USE OF MONEY/PROPERTY			06	06
TOTAL REVENUE	**$**	**$**	**$ 272**	**$ 272**
APPROPRIATION FR CONTINGENCIES	$	$	$ 20	$ 20
SERVICES & SUPPLIES		02	154	154
OTHER CHARGES	31		26	26
TOTAL EXPENDITURES/APPROPRIATIONS	**$ 31**	**$ 02**	**$ 200**	**$ 200**
NET COST	**$ (31)**	**$ (02)**	**$ 72**	**$ 72**

State Controller Schedules
County Budget Act
January 2010

COUNTY OF KERN
Special Districts and Other Agencies
Financing Sources and Uses by Budget Unit by Object
Fiscal Year 2010-11

Schedule 15

COUNTY SERVICE AREA #71 ZONE 1
SPECIAL DISTRICT

Fund 40886
Budget Unit 9316

Detail by Revenue Category and Expenditure Object	Actual 2008-09	Actual 2009-10	CAO Recommended 2010-11	Adopted by the Board of Supervisors 2010-11
1	2	3	4	5
TAXES	$	$	$ 28,353	$ 28,353
USE OF MONEY/PROPERTY			1,617	1,617
OTHER FINANCING SOURCES	258	239	228	228
TOTAL REVENUE	**$ 258**	**$ 239**	**$ 30,198**	**$ 30,198**
APPROPRIATION FR CONTINGENCIES	$	$	$ 5,996	$ 5,996
SERVICES & SUPPLIES	36,388	32,689	50,104	50,104
OTHER CHARGES	937	549	900	900
TOTAL EXPENDITURES/APPROPRIATIONS	**$ 37,325**	**$ 33,238**	**$ 57,000**	**$ 57,000**
NET COST	**$ (37,067)**	**$ (32,999)**	**$ (26,802)**	**$ (26,802)**

State Controller Schedules
County Budget Act
January 2010

COUNTY OF KERN
Special Districts and Other Agencies
Financing Sources and Uses by Budget Unit by Object
Fiscal Year 2010-11

Schedule 15

COUNTY SERVICE AREA #71 ZONE 2
SPECIAL DISTRICT

Fund 40887
Budget Unit 9317

Detail by Revenue Category and Expenditure Object	Actual 2008-09	Actual 2009-10	CAO Recommended 2010-11	Adopted by the Board of Supervisors 2010-11
1	2	3	4	5
TAXES	$	$	$ 52,003	$ 52,003
USE OF MONEY/PROPERTY			2,518	2,518
OTHER FINANCING SOURCES	311	298	266	266
TOTAL REVENUE	**$ 311**	**$ 298**	**$ 54,787**	**$ 54,787**
APPROPRIATION FR CONTINGENCIES	$	$	$ 7,308	$ 7,308
SERVICES & SUPPLIES	64,320	56,552	65,292	65,292
OTHER CHARGES	125	737	1,400	1,400
TOTAL EXPENDITURES/APPROPRIATIONS	**$ 64,445**	**$ 57,289**	**$ 74,000**	**$ 74,000**
NET COST	**$ (64,134)**	**$ (56,991)**	**$ (19,213)**	**$ (19,213)**

State Controller Schedules
County Budget Act
January 2010

COUNTY OF KERN
Special Districts and Other Agencies
Financing Sources and Uses by Budget Unit by Object
Fiscal Year 2010-11

Schedule 15

COUNTY SERVICE AREA #72
SPECIAL DISTRICT

Fund 40890
Budget Unit 9318

Detail by Revenue Category and Expenditure Object	Actual 2008-09	Actual 2009-10	CAO Recommended 2010-11	Adopted by the Board of Supervisors 2010-11
1	2	3	4	5
TAXES	$	$	$ 901	$ 901
USE OF MONEY/PROPERTY			105	105
OTHER FINANCING SOURCES	56	47	43	43
TOTAL REVENUE	**$ 56**	**$ 47**	**$ 1,049**	**$ 1,049**
APPROPRIATION FR CONTINGENCIES	$	$	$ 200	$ 200
SERVICES & SUPPLIES	1,595	1,731	1,906	1,906
OTHER CHARGES	94	23	44	44
TOTAL EXPENDITURES/APPROPRIATIONS	**$ 1,689**	**$ 1,754**	**$ 2,150**	**$ 2,150**
NET COST	**$ (1,633)**	**$ (1,707)**	**$ (1,101)**	**$ (1,101)**

State Controller Schedules
County Budget Act
January 2010

COUNTY OF KERN
Special Districts and Other Agencies
Financing Sources and Uses by Budget Unit by Object
Fiscal Year 2010-11

Schedule 15

COUNTY SERVICE AREA #71 ZONE 3
SPECIAL DISTRICT

Fund 40888
Budget Unit 9319

Detail by Revenue Category and Expenditure Object	Actual 2008-09	Actual 2009-10	CAO Recommended 2010-11	Adopted by the Board of Supervisors 2010-11
1	2	3	4	5
TAXES	$ (348)	$	$ 390,231	$ 390,231
LICENSES AND PERMITS	15			
USE OF MONEY/PROPERTY			24,596	24,596
CHARGES FOR SERVICES	1,189	(654)		
OTHER FINANCING SOURCES	7,043	7,154	7,502	7,502
TOTAL REVENUE	**$ 7,899**	**$ 6,500**	**$ 422,329**	**$ 422,329**
APPROPRIATION FR CONTINGENCIES	$	$	$ 41,320	$ 41,320
SERVICES & SUPPLIES	238,556	621,128	553,680	553,680
OTHER CHARGES	15,621	5,444	10,000	10,000
TOTAL EXPENDITURES/APPROPRIATIONS	**$ 254,177**	**$ 626,572**	**$ 605,000**	**$ 605,000**
NET COST	**$ (246,278)**	**$ (620,072)**	**$ (182,671)**	**$ (182,671)**

State Controller Schedules
County Budget Act
January 2010

COUNTY OF KERN
Special Districts and Other Agencies
Financing Sources and Uses by Budget Unit by Object
Fiscal Year 2010-11

Schedule 15

COUNTY SERVICE AREA #71 ZONE 5
SPECIAL DISTRICT

Fund 40893
Budget Unit 9321

Detail by Revenue Category and Expenditure Object	Actual 2008-09	Actual 2009-10	CAO Recommended 2010-11	Adopted by the Board of Supervisors 2010-11
1	2	3	4	5
TAXES	$	$	$ 69,665	$ 69,665
USE OF MONEY/PROPERTY			4,323	4,323
OTHER FINANCING SOURCES	2,116	2,052	2,000	2,000
TOTAL REVENUE	**$ 2,116**	**$ 2,052**	**$ 75,988**	**$ 75,988**
APPROPRIATION FR CONTINGENCIES	$	$	$ 11,000	$ 11,000
SERVICES & SUPPLIES	80,245	73,935	87,195	87,195
OTHER CHARGES	2,499	993	1,805	1,805
TOTAL EXPENDITURES/APPROPRIATIONS	**$ 82,744**	**$ 74,928**	**$ 100,000**	**$ 100,000**
NET COST	**$ (80,628)**	**$ (72,876)**	**$ (24,012)**	**$ (24,012)**

State Controller Schedules
County Budget Act
January 2010

COUNTY OF KERN
Special Districts and Other Agencies
Financing Sources and Uses by Budget Unit by Object
Fiscal Year 2010-11

Schedule 15

COUNTY SERVICE AREA #71 ZONE 6
SPECIAL DISTRICT

Fund 40894
Budget Unit 9322

Detail by Revenue Category and Expenditure Object	Actual 2008-09	Actual 2009-10	CAO Recommended 2010-11	Adopted by the Board of Supervisors 2010-11
1	2	3	4	5
TAXES	$	$	$ 760	$ 760
USE OF MONEY/PROPERTY			151	151
OTHER FINANCING SOURCES	28	24	20	20
TOTAL REVENUE	**$ 28**	**$ 24**	**$ 931**	**$ 931**
APPROPRIATION FR CONTINGENCIES	$	$	$ 120	$ 120
SERVICES & SUPPLIES	684	715	855	855
OTHER CHARGES	78	14	25	25
TOTAL EXPENDITURES/APPROPRIATIONS	**$ 762**	**$ 729**	**$ 1,000**	**$ 1,000**
NET COST	**$ (734)**	**$ (705)**	**$ (69)**	**$ (69)**

State Controller Schedules
County Budget Act
January 2010

COUNTY OF KERN
Special Districts and Other Agencies
Financing Sources and Uses by Budget Unit by Object
Fiscal Year 2010-11

Schedule 15

COUNTY SERVICE AREA #71 ZONE 7
SPECIAL DISTRICT

Fund 40895
Budget Unit 9323

Detail by Revenue Category and Expenditure Object	Actual 2008-09	Actual 2009-10	CAO Recommended 2010-11	Adopted by the Board of Supervisors 2010-11
1	2	3	4	5
TAXES	$	$	$ 171,361	$ 171,361
USE OF MONEY/PROPERTY			19,739	19,739
TOTAL REVENUE	**$**	**$**	**$ 191,100**	**$ 191,100**
APPROPRIATION FR CONTINGENCIES	$	$	$ 22,000	$ 22,000
SERVICES & SUPPLIES	137,700	13,973	194,000	194,000
OTHER CHARGES	1,953	2,205	4,000	4,000
TOTAL EXPENDITURES/APPROPRIATIONS	**$ 139,653**	**$ 16,178**	**$ 220,000**	**$ 220,000**
NET COST	**$ (139,653)**	**$ (16,178)**	**$ (28,900)**	**$ (28,900)**

State Controller Schedules
County Budget Act
January 2010

COUNTY OF KERN
Special Districts and Other Agencies
Financing Sources and Uses by Budget Unit by Object
Fiscal Year 2010-11

Schedule 15

COUNTY SERVICE AREA #71 ZONE 8
SPECIAL DISTRICT

Fund 40896
Budget Unit 9324

Detail by Revenue Category and Expenditure Object	Actual 2008-09	Actual 2009-10	CAO Recommended 2010-11	Adopted by the Board of Supervisors 2010-11
1	2	3	4	5
TAXES	$	$	$ 258,799	$ 258,799
USE OF MONEY/PROPERTY			25,967	25,967
CHARGES FOR SERVICES	2,428			
MISCELLANEOUS	1,083			
TOTAL REVENUE	**$ 3,511**	**$**	**$ 284,766**	**$ 284,766**
APPROPRIATION FR CONTINGENCIES	$	$	$ 30,727	$ 30,727
SERVICES & SUPPLIES	284,289	297,482	317,273	317,273
OTHER CHARGES	3,905	3,267	6,000	6,000
TOTAL EXPENDITURES/APPROPRIATIONS	**$ 288,194**	**$ 300,749**	**$ 354,000**	**$ 354,000**
NET COST	**$ (284,683)**	**$ (300,749)**	**$ (69,234)**	**$ (69,234)**

State Controller Schedules
County Budget Act
January 2010

COUNTY OF KERN
Special Districts and Other Agencies
Financing Sources and Uses by Budget Unit by Object
Fiscal Year 2010-11

Schedule 15

COUNTY SERVICE AREA #71 ZONE 9
SPECIAL DISTRICT

Fund 40901
Budget Unit 9328

Detail by Revenue Category and Expenditure Object	Actual 2008-09	Actual 2009-10	CAO Recommended 2010-11	Adopted by the Board of Supervisors 2010-11
1	2	3	4	5
TAXES	$	$	$ 4,275	$ 4,275
USE OF MONEY/PROPERTY			2,035	2,035
TOTAL REVENUE	**$**	**$**	**$ 6,310**	**$ 6,310**
APPROPRIATION FR CONTINGENCIES	$	$	$ 2,800	$ 2,800
SERVICES & SUPPLIES	7,393	7,742	20,749	20,749
OTHER CHARGES	781	252	451	451
TOTAL EXPENDITURES/APPROPRIATIONS	**$ 8,174**	**$ 7,994**	**$ 24,000**	**$ 24,000**
NET COST	**$ (8,174)**	**$ (7,994)**	**$ (17,690)**	**$ (17,690)**

State Controller Schedules
County Budget Act
January 2010

COUNTY OF KERN
Special Districts and Other Agencies
Financing Sources and Uses by Budget Unit by Object
Fiscal Year 2010-11

Schedule 15

COUNTY SERVICE AREA #81
SPECIAL DISTRICT

Fund 40904
Budget Unit 9331

Detail by Revenue Category and Expenditure Object	Actual 2008-09	Actual 2009-10	CAO Recommended 2010-11	Adopted by the Board of Supervisors 2010-11
1	2	3	4	5
TAXES	$	$	$ 2,892	$ 2,892
USE OF MONEY/PROPERTY			902	902
OTHER FINANCING SOURCES	134	130	120	120
TOTAL REVENUE	**$ 134**	**$ 130**	**$ 3,914**	**$ 3,914**
APPROPRIATION FR CONTINGENCIES	$	$	$ 600	$ 600
SERVICES & SUPPLIES	2,512	2,349	5,303	5,303
OTHER CHARGES	141	59	97	97
TOTAL EXPENDITURES/APPROPRIATIONS	**$ 2,653**	**$ 2,408**	**$ 6,000**	**$ 6,000**
NET COST	**$ (2,519)**	**$ (2,278)**	**$ (2,086)**	**$ (2,086)**

State Controller Schedules
County Budget Act
January 2010

COUNTY OF KERN
Special Districts and Other Agencies
Financing Sources and Uses by Budget Unit by Object
Fiscal Year 2010-11

Schedule 15

COUNTY SERVICE AREA #85
SPECIAL DISTRICT

Fund 40906
Budget Unit 9333

Detail by Revenue Category and Expenditure Object	Actual 2008-09	Actual 2009-10	CAO Recommended 2010-11	Adopted by the Board of Supervisors 2010-11
1	2	3	4	5
TAXES	$	$	$ 12,103	$ 12,103
USE OF MONEY/PROPERTY			3,958	3,958
TOTAL REVENUE	**$**	**$**	**$ 16,061**	**$ 16,061**
APPROPRIATION FR CONTINGENCIES	$	$	$ 3,200	$ 3,200
SERVICES & SUPPLIES	16,550	18,045	26,019	26,019
OTHER CHARGES	781	284	481	481
TOTAL EXPENDITURES/APPROPRIATIONS	**$ 17,331**	**$ 18,329**	**$ 29,700**	**$ 29,700**
NET COST	**$ (17,331)**	**$ (18,329)**	**$ (13,639)**	**$ (13,639)**

State Controller Schedules
County Budget Act
January 2010

COUNTY OF KERN
Special Districts and Other Agencies
Financing Sources and Uses by Budget Unit by Object
Fiscal Year 2010-11

Schedule 15

COUNTY SERVICE AREA #87
SPECIAL DISTRICT

Fund 40911
Budget Unit 9337

Detail by Revenue Category and Expenditure Object	Actual 2008-09	Actual 2009-10	CAO Recommended 2010-11	Adopted by the Board of Supervisors 2010-11
1	2	3	4	5
TAXES	$	$	$ 1,881	$ 1,881
USE OF MONEY/PROPERTY			532	532
TOTAL REVENUE	**$**	**$**	**$ 2,413**	**$ 2,413**
APPROPRIATION FR CONTINGENCIES	$	$	$ 700	$ 700
SERVICES & SUPPLIES	122	97	6,650	6,650
OTHER CHARGES	94	73	150	150
TOTAL EXPENDITURES/APPROPRIATIONS	**$ 216**	**$ 170**	**$ 7,500**	**$ 7,500**
NET COST	**$ (216)**	**$ (170)**	**$ (5,087)**	**$ (5,087)**

State Controller Schedules
County Budget Act
January 2010

COUNTY OF KERN
Special Districts and Other Agencies
Financing Sources and Uses by Budget Unit by Object
Fiscal Year 2010-11

Schedule 15

COUNTY SERVICE AREA #89
SPECIAL DISTRICT

Fund 40913
Budget Unit 9339

Detail by Revenue Category and Expenditure Object	Actual 2008-09	Actual 2009-10	CAO Recommended 2010-11	Adopted by the Board of Supervisors 2010-11
1	2	3	4	5
TAXES	$	$	$ 3,161	$ 3,161
USE OF MONEY/PROPERTY			136	136
OTHER FINANCING SOURCES	42	44	43	43
TOTAL REVENUE	**$ 42**	**$ 44**	**$ 3,340**	**$ 3,340**
APPROPRIATION FR CONTINGENCIES	$	$	$ 800	$ 800
SERVICES & SUPPLIES	1,631	1,588	7,355	7,355
OTHER CHARGES	62	82	145	145
TOTAL EXPENDITURES/APPROPRIATIONS	**$ 1,693**	**$ 1,670**	**$ 8,300**	**$ 8,300**
NET COST	**$ (1,651)**	**$ (1,626)**	**$ (4,960)**	**$ (4,960)**

State Controller Schedules
County Budget Act
January 2010

COUNTY OF KERN
Special Districts and Other Agencies
Financing Sources and Uses by Budget Unit by Object
Fiscal Year 2010-11

Schedule 15

COUNTY SERVICE AREA #91
SPECIAL DISTRICT

Fund 40914
Budget Unit 9340

Detail by Revenue Category and Expenditure Object	Actual 2008-09	Actual 2009-10	CAO Recommended 2010-11	Adopted by the Board of Supervisors 2010-11
1	2	3	4	5
TAXES	$	$	$ 182	$ 182
USE OF MONEY/PROPERTY			357	357
OTHER FINANCING SOURCES	99	46	28	28
TOTAL REVENUE	**$ 99**	**$ 46**	**$ 567**	**$ 567**
APPROPRIATION FR CONTINGENCIES	$	$	$ 200	$ 200
SERVICES & SUPPLIES	761	785	1,160	1,160
OTHER CHARGES	62	23	40	40
TOTAL EXPENDITURES/APPROPRIATIONS	**$ 823**	**$ 808**	**$ 1,400**	**$ 1,400**
NET COST	**$ (724)**	**$ (762)**	**$ (833)**	**$ (833)**

State Controller Schedules
County Budget Act
January 2010

COUNTY OF KERN
Special Districts and Other Agencies
Financing Sources and Uses by Budget Unit by Object
Fiscal Year 2010-11

Schedule 15

COUNTY SERVICE AREA #92
SPECIAL DISTRICT

Fund 40915
Budget Unit 9341

Detail by Revenue Category and Expenditure Object	Actual 2008-09	Actual 2009-10	CAO Recommended 2010-11	Adopted by the Board of Supervisors 2010-11
1	2	3	4	5
TAXES	$	$	$ 1,272	$ 1,272
USE OF MONEY/PROPERTY			753	753
MISCELLANEOUS	864	864		
OTHER FINANCING SOURCES	220	102	90	90
TOTAL REVENUE	**$ 1,084**	**$ 966**	**$ 2,115**	**$ 2,115**
APPROPRIATION FR CONTINGENCIES	$	$	$ 694	$ 694
SERVICES & SUPPLIES	1,501	6,166	3,706	3,706
OTHER CHARGES	94	50	100	100
TOTAL EXPENDITURES/APPROPRIATIONS	**$ 1,595**	**$ 6,216**	**$ 4,500**	**$ 4,500**
NET COST	**$ (511)**	**$ (5,250)**	**$ (2,385)**	**$ (2,385)**

State Controller Schedules
County Budget Act
January 2010

COUNTY OF KERN
Special Districts and Other Agencies
Financing Sources and Uses by Budget Unit by Object
Fiscal Year 2010-11

Schedule 15

COUNTY SERVICE AREA #92 ZONE 1
SPECIAL DISTRICT

Fund 40916
Budget Unit 9342

Detail by Revenue Category and Expenditure Object	Actual 2008-09	Actual 2009-10	CAO Recommended 2010-11	Adopted by the Board of Supervisors 2010-11
1	2	3	4	5
TAXES	$	$	$ 13,493	$ 13,493
USE OF MONEY/PROPERTY			979	979
MISCELLANEOUS	4,515	4,515		
TOTAL REVENUE	**$ 4,515**	**$ 4,515**	**$ 14,472**	**$ 14,472**
APPROPRIATION FR CONTINGENCIES	$	$	$ 2,000	$ 2,000
SERVICES & SUPPLIES	12,877	12,134	16,014	16,014
OTHER CHARGES	62	169	286	286
TOTAL EXPENDITURES/APPROPRIATIONS	**$ 12,939**	**$ 12,303**	**$ 18,300**	**$ 18,300**
NET COST	**$ (8,424)**	**$ (7,788)**	**$ (3,828)**	**$ (3,828)**

State Controller Schedules
County Budget Act
January 2010

COUNTY OF KERN
Special Districts and Other Agencies
Financing Sources and Uses by Budget Unit by Object
Fiscal Year 2010-11

Schedule 15

COUNTY SERVICE AREA #92 ZONE 2
SPECIAL DISTRICT

Fund 40917
Budget Unit 9343

Detail by Revenue Category and Expenditure Object	Actual 2008-09	Actual 2009-10	CAO Recommended 2010-11	Adopted by the Board of Supervisors 2010-11
1	2	3	4	5
TAXES	$	$	$ 771	$ 771
USE OF MONEY/PROPERTY			198	198
MISCELLANEOUS	258	258		
TOTAL REVENUE	**$ 258**	**$ 258**	**$ 969**	**$ 969**
APPROPRIATION FR CONTINGENCIES	$	$	$ 200	$ 200
SERVICES & SUPPLIES	106	14	2,870	2,870
OTHER CHARGES	31	18	30	30
TOTAL EXPENDITURES/APPROPRIATIONS	**$ 137**	**$ 32**	**$ 3,100**	**$ 3,100**
NET COST	**$ 121**	**$ 226**	**$ (2,131)**	**$ (2,131)**

State Controller Schedules
County Budget Act
January 2010

COUNTY OF KERN
Special Districts and Other Agencies
Financing Sources and Uses by Budget Unit by Object
Fiscal Year 2010-11

Schedule 15

COUNTY SERVICE AREA 71 ZONE 10
SPECIAL DISTRICT

Fund 40908
Budget Unit 9344

Detail by Revenue Category and Expenditure Object	Actual 2008-09	Actual 2009-10	CAO Recommended 2010-11	Adopted by the Board of Supervisors 2010-11
1	2	3	4	5
TAXES	$	$	$ 73,113	$ 73,113
USE OF MONEY/PROPERTY			11,620	11,620
TOTAL REVENUE	**$**	**$**	**$ 84,733**	**$ 84,733**
APPROPRIATION FR CONTINGENCIES	$	$	$ 5,816	$ 5,816
SERVICES & SUPPLIES	30,880	30,928	52,984	52,984
OTHER CHARGES	469	586	1,200	1,200
TOTAL EXPENDITURES/APPROPRIATIONS	**$ 31,349**	**$ 31,514**	**$ 60,000**	**$ 60,000**
NET COST	**$ (31,349)**	**$ (31,514)**	**$ 24,733**	**$ 24,733**

State Controller Schedules
County Budget Act
January 2010

COUNTY OF KERN
Special Districts and Other Agencies
Financing Sources and Uses by Budget Unit by Object
Fiscal Year 2010-11

Schedule 15

COUNTY SERVICE AREA #95-CONSTR
SPECIAL DISTRICT

Fund 40918
Budget Unit 9345

Detail by Revenue Category and Expenditure Object	Actual 2008-09	Actual 2009-10	CAO Recommended 2010-11	Adopted by the Board of Supervisors 2010-11
1	2	3	4	5
TAXES	$	$	$ 8,497	$ 8,497
USE OF MONEY/PROPERTY	61	422		
TOTAL REVENUE	**$ 61**	**$ 422**	**$ 8,497**	**$ 8,497**
APPROPRIATION FR CONTINGENCIES	$	$	$ 1,450	$ 1,450
SERVICES & SUPPLIES	150	651	12,350	12,350
OTHER CHARGES	312	110	200	200
TOTAL EXPENDITURES/APPROPRIATIONS	**$ 462**	**$ 761**	**$ 14,000**	**$ 14,000**
NET COST	**$ (401)**	**$ (339)**	**$ (5,503)**	**$ (5,503)**

State Controller Schedules
County Budget Act
January 2010

COUNTY OF KERN
Special Districts and Other Agencies
Financing Sources and Uses by Budget Unit by Object
Fiscal Year 2010-11

Schedule 15

CSA #94
SPECIAL DISTRICT

Fund 40920
Budget Unit 9347

Detail by Revenue Category and Expenditure Object	Actual 2008-09	Actual 2009-10	CAO Recommended 2010-11	Adopted by the Board of Supervisors 2010-11
1	2	3	4	5
TAXES	$	$	$ 409	$ 409
USE OF MONEY/PROPERTY			68	68
TOTAL REVENUE	**$**	**$**	**$ 477**	**$ 477**
APPROPRIATION FR CONTINGENCIES	$	$	$ 100	$ 100
SERVICES & SUPPLIES		06	793	793
OTHER CHARGES	125	03	07	07
TOTAL EXPENDITURES/APPROPRIATIONS	**$ 125**	**$ 09**	**$ 900**	**$ 900**
NET COST	**$ (125)**	**$ (09)**	**$ (423)**	**$ (423)**

State Controller Schedules
County Budget Act
January 2010

COUNTY OF KERN
Special Districts and Other Agencies
Financing Sources and Uses by Budget Unit by Object
Fiscal Year 2010-11

Schedule 15

CSA #94 ZONE 1
SPECIAL DISTRICT

Fund 40921
Budget Unit 9348

Detail by Revenue Category and Expenditure Object	Actual 2008-09	Actual 2009-10	CAO Recommended 2010-11	Adopted by the Board of Supervisors 2010-11
1	2	3	4	5
USE OF MONEY/PROPERTY	$	$	$ 152	$ 152
TOTAL REVENUE	**$**	**$**	**$ 152**	**$ 152**
APPROPRIATION FR CONTINGENCIES	$	$	$ 320	$ 320
SERVICES & SUPPLIES	170	132	5,506	5,506
OTHER CHARGES	125	37	60	60
TOTAL EXPENDITURES/APPROPRIATIONS	**$ 295**	**$ 169**	**$ 5,886**	**$ 5,886**
NET COST	**$ (295)**	**$ (169)**	**$ (5,734)**	**$ (5,734)**

State Controller Schedules
County Budget Act
January 2010

COUNTY OF KERN
Special Districts and Other Agencies
Financing Sources and Uses by Budget Unit by Object
Fiscal Year 2010-11

Schedule 15

COUNTY SERVICE AREA #97 ZONE 1
SPECIAL DISTRICT

Fund 40922
Budget Unit 9349

Detail by Revenue Category and Expenditure Object	Actual 2008-09	Actual 2009-10	CAO Recommended 2010-11	Adopted by the Board of Supervisors 2010-11
1	2	3	4	5
TAXES	$	$	$	$ 2,394
OTHER FINANCING SOURCES				47
TOTAL REVENUE	**$**	**$**	**$**	**$ 2,441**
APPROPRIATION FR CONTINGENCIES	$	$	$	$ 210
SERVICES & SUPPLIES				2,090
OTHER CHARGES				30
TOTAL EXPENDITURES/APPROPRIATIONS	**$**	**$**	**$**	**$ 2,330**
NET COST	**$**	**$**	**$**	**$ 111**

State Controller Schedules
County Budget Act
January 2010

COUNTY OF KERN
Special Districts and Other Agencies
Financing Sources and Uses by Budget Unit by Object
Fiscal Year 2010-11

Schedule 15

COUNTY SERVICE AREA #97 ZONE 2
SPECIAL DISTRICT

Fund 40923
Budget Unit 9350

Detail by Revenue Category and Expenditure Object	Actual 2008-09	Actual 2009-10	CAO Recommended 2010-11	Adopted by the Board of Supervisors 2010-11
1	2	3	4	5
TAXES	$	$	$ 5,024	$ 5,024
USE OF MONEY/PROPERTY			247	247
TOTAL REVENUE	**$**	**$**	**$ 5,271**	**$ 5,271**
APPROPRIATION FR CONTINGENCIES	$	$	$ 700	$ 700
SERVICES & SUPPLIES	01	22	6,240	6,240
OTHER CHARGES	312	37	60	60
TOTAL EXPENDITURES/APPROPRIATIONS	**$ 313**	**$ 59**	**$ 7,000**	**$ 7,000**
NET COST	**$ (313)**	**$ (59)**	**$ (1,729)**	**$ (1,729)**

State Controller Schedules
County Budget Act
January 2010

COUNTY OF KERN
Special Districts and Other Agencies
Financing Sources and Uses by Budget Unit by Object
Fiscal Year 2010-11

Schedule 15

COUNTY SERVICE AREA #97
SPECIAL DISTRICT

Fund 40925
Budget Unit 9352

Detail by Revenue Category and Expenditure Object	Actual 2008-09	Actual 2009-10	CAO Recommended 2010-11	Adopted by the Board of Supervisors 2010-11
1	2	3	4	5
TAXES	$	$	$ 3,325	$ 3,325
USE OF MONEY/PROPERTY			170	170
OTHER FINANCING SOURCES	51	51	50	50
TOTAL REVENUE	**$ 51**	**$ 51**	**$ 3,545**	**$ 3,545**
APPROPRIATION FR CONTINGENCIES	$	$	$ 450	$ 450
SERVICES & SUPPLIES	01	18	2,000	2,000
OTHER CHARGES	156	23	50	50
TOTAL EXPENDITURES/APPROPRIATIONS	**$ 157**	**$ 41**	**$ 2,500**	**$ 2,500**
NET COST	**$ (106)**	**$ 10**	**$ 1,045**	**$ 1,045**

State Controller Schedules
County Budget Act
January 2010

COUNTY OF KERN
Special Districts and Other Agencies
Financing Sources and Uses by Budget Unit by Object
Fiscal Year 2010-11

Schedule 15

KERN SANITATION AUTHORITY
SPECIAL DISTRICT - ENTERPRISE

Fund 40332
Budget Unit 9144

Detail by Revenue Category and Expenditure Object	Actual 2008-09	Actual 2009-10	CAO Recommended 2010-11	Adopted by the Board of Supervisors 2010-11
1	2	3	4	5
TAXES	$ 2,366,394	$ 2,409,205	$ 2,425,700	$ 2,425,700
LICENSES AND PERMITS	304	3,932		
FINES AND FORFEITURES	50,520	44,078	52,400	52,400
USE OF MONEY/PROPERTY	235,759	148,845	142,800	142,800
CHARGES FOR SERVICES	779,044	833,531	762,570	762,570
MISCELLANEOUS	18,688	38,673	10,300	10,300
NON-REVENUE RECEIPTS	354,387	377,807	400,000	400,000
TOTAL REVENUE	**$ 3,805,096**	**$ 3,856,071**	**$ 3,793,770**	**$ 3,793,770**
SALARIES & EMPLOYEE BENEFITS	$ 1,579,002	$ 1,704,780	$ 1,650,590	$ 1,650,590
SERVICES & SUPPLIES	857,404	938,210	1,561,711	1,561,711
OTHER CHARGES	408,083	445,954	447,900	447,900
CAPITAL ASSETS	4,673	812,202		
TOTAL EXPENDITURES/APPROPRIATIONS	**$ 2,849,162**	**$ 3,901,146**	**$ 3,660,201**	**$ 3,660,201**
NET COST	**$ 955,934**	**$ (45,075)**	**$ 133,569**	**$ 133,569**

State Controller Schedules
County Budget Act
January 2010

COUNTY OF KERN
Special Districts and Other Agencies
Financing Sources and Uses by Budget Unit by Object
Fiscal Year 2010-11

Schedule 15

FORD CITY-TAFT HTS SANIT M&O
SPECIAL DISTRICT - ENTERPRISE

Fund 40313
Budget Unit 9146

Detail by Revenue Category and Expenditure Object	Actual 2008-09	Actual 2009-10	CAO Recommended 2010-11	Adopted by the Board of Supervisors 2010-11
1	2	3	4	5
TAXES	$ 415,879	$ 413,112	$ 557,900	$ 557,900
FINES AND FORFEITURES	9,131	10,163	12,500	12,500
USE OF MONEY/PROPERTY	50,777	19,300	18,400	18,400
CHARGES FOR SERVICES	11,221	12,311	17,220	17,220
MISCELLANEOUS	15,775	12,584	15,100	15,100
NON-REVENUE RECEIPTS	50,677	53,551	60,000	60,000
TOTAL REVENUE	**$ 553,460**	**$ 521,021**	**$ 681,120**	**$ 681,120**
SERVICES & SUPPLIES	$ 409,587	$ 490,273	$ 698,765	$ 698,765
OTHER CHARGES	62,625	80,194	62,200	62,200
TOTAL EXPENDITURES/APPROPRIATIONS	**$ 472,212**	**$ 570,467**	**$ 760,965**	**$ 760,965**
NET COST	**$ 81,248**	**$ (49,446)**	**$ (79,845)**	**$ (79,845)**

State Controller Schedules
County Budget Act
January 2010

COUNTY OF KERN
Special Districts and Other Agencies
Financing Sources and Uses by Budget Unit by Object
Fiscal Year 2010-11

Schedule 15

IHSS PUBLIC AUTHORITY
SPECIAL DISTRICT

Fund 40491
Budget Unit 9147

Detail by Revenue Category and Expenditure Object	Actual 2008-09	Actual 2009-10	CAO Recommended 2010-11	Adopted by the Board of Supervisors 2010-11
1	2	3	4	5
USE OF MONEY/PROPERTY	$ 38,540	$ 20,521	$ 20,000	$ 20,000
INTERGOVERNMENTAL	2,416,151	2,839,338	2,548,205	2,548,205
OTHER FINANCING SOURCES	8,922,477	6,533,288	7,914,565	7,914,565
TOTAL REVENUE	**$ 11,377,168**	**$ 9,393,147**	**$ 10,482,770**	**$ 10,482,770**
SERVICES & SUPPLIES	$ 482,649	$ 350,185	$ 387,167	$ 387,167
OTHER CHARGES	10,991,296	8,665,320	10,095,603	10,095,603
TOTAL EXPENDITURES/APPROPRIATIONS	**$ 11,473,945**	**$ 9,015,505**	**$ 10,482,770**	**$ 10,482,770**
NET COST	**$ (96,777)**	**$ 377,642**	**$**	**$**

THIS PAGE INTENTIONALLY LEFT BLANK